

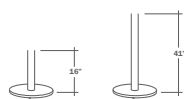


Price List

Version 6: July 1, 2014



Base Options

AH **Alternate Height Base** **\$66**


WCI table bases are available in a custom height within the range of 16" – 41" (per column). Alternate height Florentine bases are \$166.

GSL **Super Level Glides** **\$34**


Overall height of .75" is recommended for use on uneven or hard surface floors. Eliminates table wobble by automatically self-leveling. Adjusts up to .25" of wobble. Super level glides will not affect the overall height of the table. Super Level Glides are not available on Disc or Platform series. Sold in set of 5 (per base).

GPUPC & GPUPL **Puck Style Glides** **PC \$80**
PL \$80

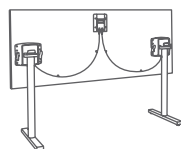

Puck style glides are included on the Presidio base and can be specified on the Dunhill base. The Puck style glide is .375" thick with a 2.5" diameter and can be powder coated (**GPUPC**) or polished/satin chrome (**GPUPL**) (per each).

FFG **Floor Fastener** **\$34**

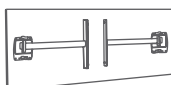

Cast iron, mounted inside post leg column with set screw; fastener to attach leg to floor is not included. Available for 2.5" and 3" diameter Post Leg columns only (per leg).

TWC2 **Casters 2" Twin Wheel** **\$56**


Twin wheel casters are 2" diameter black nylon with a black nylon hood and locking tab. Casters will not affect the overall height of the table. Casters are available on Dunhill, Mark IV, Post Leg, Slimline and Tuscan series. Sold in set of 4.

TMX/TMT **Tilt-top with Standard Cable Release** **X-base \$270**
T-base \$418


For use on table bases with up to a 2.5" column diameter. The cable release mechanism activates both mechanisms on a table with two single column T-bases. It is not available on TT bases or Post Leg.

FM **Folding Mechanism** **T-base \$270**


Folding table mechanism must be activated individually. The folding mechanism is available on Dunhill, Mark IV, Slimline and Tuscan T-bases only. It is not available on TT bases or Post Leg. For use on tables bases with up to a 2.5" column diameter.

Top Options

CS **Custom Size/Shape**

WCI can manufacture many different size and shape tops; please call customer service 800-243-3150 for more information

CRC **Custom Radius Corner**

WCI can manufacture specific custom radius corners; please call customer service 800-243-3150 for more information

CRL3 **3" Radius Corner** **\$34**

3" Radius corners are available on laminate tops with a self-edge, also available on Ultrafoam and Corian® tops. (per corner)

CRW3 **3" Wood Radius Corner** **\$82**

3" Radius corners are available on laminate tops with wood edges. Not available in LWFL, WWFL, LWPI, WWPI (per corner)

UMB **2" Umbrella Hole** **\$248**

Available on Outdoor Basic Round, Bistro, Flat Round, Disc, Park and Platform tables only (per table).

Edge Options

175E **1.75" Thick Edge** **15%**

The 1.75" thick edge is built-up on a 1.25" thick top. Available on a self edge laminate, square wood edge, flat wood edge, or a bullnose wood edge profile (per table).

Grommets

GMBK, GMSC & GMPC **2" Round Metal Grommet** **\$138**



Matte black (GMBK), Satin chrome (GMSC)
Polished chrome (GMPC)

GPMBK **2" Round Plastic Grommet** **\$44**



Matte black (GPMBK)

Modesty Panel

MODLFX & MODVFX **Fixed Modesty Panel** **LFX \$248**
VFX \$386



.75" thick x 9" high. Specify to match the width of the table. Laminate fixed modesty panel (MODLFX) has a black flat T-mold edge with 1" radius corners. Veneer fixed modesty panel (MODVFX) has a matching .125" thick flat wood edge with square corners.

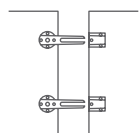
MODLFL & MODVFL **Folding Modesty Panel** **LFL \$330**
VFL \$468



.75" thick x 9" high. Specify to match the width of the table. Laminate folding modesty panel (MODLFL) has a black flat T-mold edge with 1" radius corners. Veneer folding modesty panel (MODVFL) has a matching .125" thick flat wood edge with square corners. The folding bracket is 10 gauge steel with a matte black finish.

Ganging Clips

GC **Ganging Clips** **\$148**



Connects two table tops for use as one large table. Friction and bolt release allows for quick separation. Set includes two clips and two brackets. One set is recommended per table side.

Wire Management

WMJ **Black Plastic J-Trough 48" long** **\$116**



Under table mounted J-trough provides concealed cable management. Matte black plastic, attachment hardware not included.

WML **Legway Wire Manager 26"** **\$56**



Vertical trough provides concealed cable management. Matte black plastic, attachment adhesive included.

Data and Power

DPBS2 **Recessed Power and Data Module Two** **\$396**



Recessed table top unit with 2 receptacles, 15amp circuit breaker, 3rd receptacle on the bottom, 1 cut-out for telecom plate (telecom plate not included); includes a 6' cord (DPBS). Available in matte black (MBK) or satin aluminum (MSA)

DPBS4 **Recessed Power and Data Module Four** **\$688**



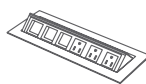
Recessed table top unit with 4 receptacles, 15amp circuit breaker, 4 cut-outs for telecom plates (telecom plates not included); includes a 6' cord (DPBS). Available in matte black (MBK) or satin aluminum (MSA)

DPAS2 **Retractable Power and Data Module Two** **\$606**



Retractable table top unit with a fluid, one touch door that remains open during use. Includes 2 receptacles and 2 data openings (data jack and couplers not included) (DPAS2). Available in satin aluminum (MSA)

DPAS3 **Retractable Power and Data Module Three** **\$688**



Retractable table top unit with a fluid, one touch door that remains open during use. Includes 3 receptacles and 3 data openings (data jack and couplers not included). (DPAS2) Available in satin aluminum (MSA)

DPUS2 **Undermount Power and Data Module Two** **\$358**



Under table mounted unit with 2 receptacles and 1 cut-out for telecom plate (telecom plate not included). Includes 9' cord (DPUS2) Available in matte black (MBK)

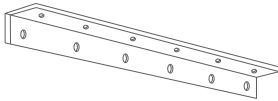
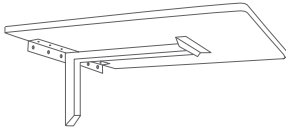
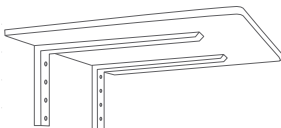
Other

TTRK **Table Truck for Folding Tables** **\$1512**



Table Truck for folding tables, 34" wide x 72" long holds 6 folding tables; shipped knocked down. Available powder coated in matte black (MBK) (TTRK)

Hardware List Pricing

	Size	Maximum Top Size	Model #	\$
Wall Cleat	20	36" wide	WC20	46
 <p>Specifications: For use with table leg. Used to attach one end of table to wall. Cleat: .125" thick x 2" x 2" angle solid steel with mounting holes. Length: 20" Finish: Matte black Wall attachment hardware not included</p>				
Cantilever Table Bracket Single	16 21	30" x 36"	CTBS21	172
	16 33	30" x 48"	CTBS33	214
 <p>Specifications: Construction: 1.5" square steel tubing Cleat: .125" thick x 2" x 2" angle solid steel with mounting holes. Finish: Matte black Wall attachment hardware not included</p>				
Cantilever Table Bracket Double	12 12	24" x 24"	CTBD12	162
	16 18	30" x 24"	CTBD18	190
	16 24	30" x 30"	CTBD24	218
	16 30	36" x 36"	CTBD30	246
	16 36	36" x 42"	CTBD36	276
	16 42	36" x 48"	CTBD42	304
 <p>Specifications: Construction: 1.5" square steel tubing Cleat: .1875" thick x 1.5" x 3" structural steel channel with mounting holes. Finish: Matte black Wall attachment hardware not included</p>				