



AC-460

Act-O-Matic® Shower Head

Description

Act-O-Matic®, chrome plated, self-cleaning, institutional security style shower head. Access behind the wall required for installation.

Flow Rate

2.5 gpm (9.4 Lpm) Maximum

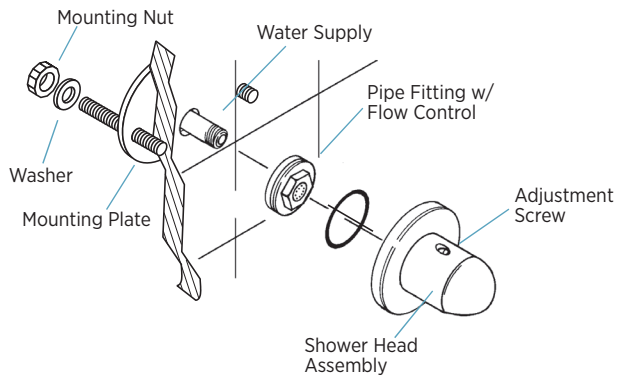
Specifications

Act-O-Matic, chrome plated shower head with the following features:

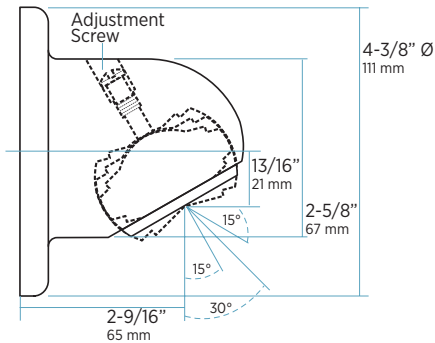
- Spring loaded, self-cleaning spray disc to prevent particle clogging
- "Cone-within-a-cone" spray pattern for total body coverage
- Fast drain feature to prevent residual slow dripping
- Adjustable spray angle with pressure compensating 2.5 gpm (9.4 Lpm) flow control
- All brass construction
- Mounting studs for behind the wall installation
- 1/2" IPS Inlet

Shower Head shall be in conformance to all requirements of ANSI/ASME Standard A112.18.1M, CSA B-125 and the United States Federal Energy Policy Act.

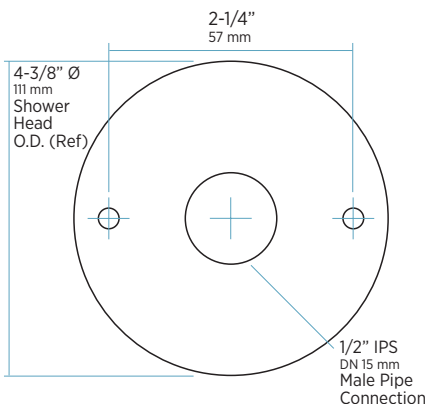
Shower Head Installation



See Accessories section of the Sloan catalog for details on these and other Shower Head variations.



Access behind the wall
REQUIRED for installation



FWI® **PROGRAMMED WATER TECHNOLOGIES**
A SLOAN VALVE COMPANY
SLOAN®

Water Connects Us™

Headquarters • 10500 Seymour Avenue • Franklin Park, IL 60131
P: 847-671-4300 / 800-9-VALVE-9 • F: 847-671-4380 / 800-447-8329

The information contained in this document is subject to change without notice.