

Healthcare Seating Price List ■

January 3, 2011

Updated February 26, 2015

800-424-2432



Ordering C.O.M., C.O.L., and C.O.V.	High Point	2
	Shipping Location	4
Briar®	General Information	6
	Sleeper	8
	Sleeper Replacement Parts	14
	Recliner	16
	Recliner Replacement Parts	22
	Patient Chair	24
	Patient Chair Replacement Parts	30
	Bariatric	32
Flex™	General Information	34
	Sleeper	36
	Sleeper Replacement Parts	42
	Recliner	44
	Recliner Replacement Parts	50
	Patient Chair	52
	Patient Chair Replacement Parts	56
	Bariatric	58
	Glider	60
LaResta® Day Bed	General Information	62
	Built-In	64
	Freestanding	66
	Modern	70
Perth®	General Information	72
	Sleeper	74
	Sleeper Replacement Parts	80
	Recliner	82
	Patient Chair	90
	Patient Chair Replacement Parts	94
	Bariatric	96
	Glider	98
Perth® II	General Information	100
	Recliner	102
	Recliner Replacement Parts	108
Rose™ Seating	General Information	110
	Sled Base Chair	112
	4-Leg Metal Chair	114
	4-Leg Bentwood Chair	116
	Accessories/Options	118
Soltice®	General Information	120
	Sleeper	122
	Sleeper Replacement Parts	132
	Recliner	134
	Recliner Replacement Parts	140
	Patient Chair	142
	Patient Chair Replacement Parts	144
	Bariatric	146
	Bariatric Replacement Parts	148
	Glider	150
	Glider Replacement Parts	152
Soltice® 1.5	General Information	154
	Recliner	156
Soltice® II	General Information	162
	Recliner	156
Soltice® 1.5 and Soltice® II	Recliner Replacement Parts	170
Three®	General Information	172
	Sleeper	174
	Sleeper Replacement Parts	180
	Sleeper Recliner	182
	Sleeper Recliner Replacement Parts	188
	Bariatric	190
Three® II	General Information	192
	Recliner	194
	Recliner Replacement Parts	200
Index		202

Ordering C.O.M., C.O.L., and C.O.V.

High Point

Customer's Own Material ■

Specifications Form

August 2014

All fabrics, including COM, COL, KOM and in grades will be applied at the factory's discretion. If a pattern or stripe is to be applied in a certain direction, the customer MUST specify this in writing on the P.O. and attach a sample of the fabric with it running in the application direction to the P.O. Specifying fabric direction may increase the amount of COM or KOM yardage required. Check with KI Customer Service to see if an increase in yardage is necessary BEFORE specifying, ordering and sending COM and COL to the factory or having KOM quoted.

ALL C.O.M AND C.O.L SHIPMENTS
MUST BE PREPAID TO: KI
217 Feld Avenue
High Point, NC 27263

COM and COL must be identified as follows:

1. Name and address
2. Your purchase order number
3. Our style number to which fabric is to be applied
4. Supplier name and fabric name, number, and color

COLLECT SHIPMENTS WILL BE REFUSED.

SHIPMENT SCHEDULE WILL BE GIVEN WHEN ALL FABRIC IS RECEIVED FOR ENTIRE ORDER

YARDAGE REQUIREMENTS LISTED IN PRICE LIST ARE BASED ON PLAIN GOODS 54" WIDE. Fabrics less than 54" wide, or those requiring matching (stripes, plaids, prints, large patterns) will require additional yardage based on the fabric used and the item ordered. FABRIC WITH NAP: IF USING MOHAIR, VELVET OR ANY FABRIC WITH A "NAP", INCREASE YARDAGE REQUIRE BY 11%. CONSULT MATRIX BELOW FOR ADDITIONAL YARDAGE NEEDED.

C.O.M. INCREASE MATRIX (The yardage matrix is also applicable to any reservations of KI Ingrade, Pallas, or KOM upholsteries).

This table is a general guide.

FABRIC WIDTH	PLAIN FABRIC	UNDER 7" REPEAT	8"-13" REPEAT	14"-21" REPEAT	22"-27" REPEAT	28"-33" REPEAT	34"-40" REPEAT	41"-48" REPEAT
54"	0	20%	25%	30%	40%	50%	60%	70%
51"-53"	15%	25%	30%	35%	45%	60%	70%	80%
48"-50"	20%	30%	35%	40%	50%	65%	75%	85%
45"-47"	30%	45%	50%	55%	60%	80%	90%	100%
36"-44"	50%	65%	70%	75%	80%	100%	110%	120%

FABRIC WITH DOUBLE REPEAT: IF USING A FABRIC WITH A DOUBLE REPEAT, PLEASE FOLLOW THIS FORMULA: TAKE THE TOTAL AMOUNT OF THE LARGER AND HALF OF THE SMALLER REPEAT; ADD TOGETHER TO FIND THE CORRECT OVERALL REPEAT. EXAMPLE: 10" VERTICAL WITH 14" HORIZONTAL WOULD BE $14+5=19$.

IF FABRIC COMES IN ON MULTIPLE ROLLS, ONE ADDITIONAL YARD PER ROLL NEEDS TO BE ADDED TO THE YARDAGE REQUIREMENT.

SPECIAL NOTE: WE CAN ASSUME NO RESPONSIBILITY FOR THE DURABILITY OR TAILORING QUALITY OF CUSTOMER FURNISHED COVERINGS (C.O.M.) OR KOM. KOM: is fabric that KI will purchase for you at jobber's price (net) plus a nominal charge for handling, shipping, and managing.





Customer's Own Material ■

Specifications Form

August 2014

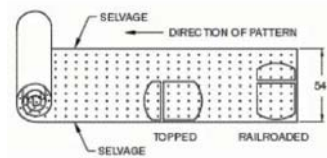
ADDITIONAL NOTES:

- Orders cannot go into production without the information listed at right.
- Attach memo sample to this approval sheet.
- If your order has been placed, list PO# _____
- The cost of the COM sample will be paid by the client.
- Even after preliminary approval, KI reserves the right to reject COM/COL if necessary when the quality is not satisfactory for the product to be upholstered. KI assumes no responsibility for its overall appearance, flammability, durability, color fastness or any other quality after upholstered on a KI product.

ALL COM MUST BE APPROVED.

Photocopy this form and submit with COM fabric for approval:

(This fabric approval is for the purpose of advising how to apply your COM fabric, verify yardage required, and suitability.)



YOUR COMPANY NAME _____

PHONE _____ FAX _____

Material Supplier _____

Material Name _____ Number _____

Material Color _____ Width _____

Vertical Repeat _____ Horizontal Repeat _____

Fiber Content _____

Direction Stripe/Pattern to be applied _____

COM TO BE USED ON THE FOLLOWING:

QTY	PRODUCT NAME/NUMBER
_____	_____
_____	_____
_____	_____
_____	_____
_____	_____



Ordering C.O.M., C.O.L., and C.O.V.

Shipping Location

C.O.M. SHIPPING LOCATION



Architectural Walls

Genius Walls MN

Casegoods

Dante Benches AG
Darwin Tackboards MN
Aristotle Tackboards MN

Classroom Furniture

360° Classroom Furniture BW
Intellect Wave Chairs GB
Dorsal 1090 Chairs GB
Dorsal Student Desks GB
Learn2 GB

Desking

700 Series Desking KP
Balance Overheads MN
Genesis Desking MN
True Desking KP
Universal Overheads MN
WorkZone Desking MN

Files & Storage

700 Series Pedestal Cushion GB
U-Series Pedestal Cushion GB

Fixed Seating

Concerto Auditorium Seating BW
Single Pedestal Seating GB
Jury Base Seating GB
Lancaster Auditorium Seating BW
Sequence Seating GB
University Seating GB

Panel Systems

All Terrain KP
Balance Overheads MN
System 3000 MN

Universal Overheads MN
Wireworks MN
Unite MN

Residence Hall Furniture

RoomScape Furniture MN

Screens

True/Volition KP
Genesis KP

Seating

100 Series Folding Chairs BW
300 Series Folding Chairs BW
600 Series Stools BW
700 Series Folding Chairs BW
1000 Series GB
Aerdyn Guest Seating HN
Affina Collection HN
Arissa Lounge HN
Aston Guest Seating HN
Altus Task Chairs TM
Auditorium Folding Chairs BW
Avail Task Chairs OM
Bantam Guest Seating HN
Briar Multiple & Healthcare Seating HN
Cinturon Lounge & Professional Seating HN
Cody Lounge Seating HN
Dorsal Stack & Tandem Seating GB
Engage Task Chairs & Stools GB
Flex Multiple & Healthcare Seating HN
Front Row Seats (Silk Screening) BW
GateOne Public Seating BW
Grand Salon Lounge Seating & Benches HN
Grazie Seating GB
Hub Modular Lounge Seating HN
Impress Task Chairs OM
Impress Ultra Task Chairs OM
Jessa Lounge Seating HN

Kismet Task/Guest Chairs & Stools OM
Kurv Benches HN
LaResta Day Beds HN
Maestro Stack Chairs GB
Matrix Stack Chairs GB
Medical & Laboratory Stools OM
Mesa Lounge & Task Seating HN
MI6 Nesting Chairs TM
MyWay Seating HN
Neena Benches HN
OnTask OM
Opt4 GB
Perry Stack Chairs GB
Perth Multiple & Healthcare Seating HN
Perth II Healthcare Seating HN
Pilot Task Chairs OM
Piretti 2000 Series Seating GB
Piretti Stack Chairs GB
Promenade Seating System BW
Quatro Guest Seating HN
Rapture Stack Chairs & Stools GB
Relax Lounge Seating HN
Rose Healthcare BW
Sela Lounge Seating HN
Silhouette Stack Chairs & Stools BW
Soltice Multiple, Healthcare & Guest HN
Soltice II Healthcare Seating HN
Strive Multiple, Stack & Task GB
Tea Cup Lounge Seating HN
Three Multiple, Healthcare & Lounge HN
Three II Healthcare Seating HN
Torsion-on-the-Go! Nesting Chairs GB
Torsion Air Stack and Task Seating GB
Torsion Stack and Task Seating GB
Versa Stack Chairs & Stools GB

Site Furnishings

Logix BW

KI Manufacturing Sites - Customer's Own Material Shipment Manufacturing Site Addresses

AG

Contact KI at
1-800-424-2432

GB

KI Green Bay
Attn: COM Storage
1687 Westminster Drive - Gate 3
Green Bay, WI 54302

HN

KI-HN
Attn: COM Storage
217 Feld Avenue
High Point, NC 27263

KP

KI Pembroke
Attn: COM Storage
1000 Olympic Dr.
Pembroke, Ontario K8A6X7

MN

KI Manitowoc
Attn: COM Storage
1400 S. 41st St.
Manitowoc, WI 54220

BW

KI Bonduel
Attn: COM Storage
204 West South St.
Bonduel, WI 54107

KI Crossroads

Attn: Kira Banfill
280 North Road
Clinton County
Industrial Park
McElhattan, PA 17748

OM

Impress/Impress Ultra/Avail/
Kismet/Medical Stools/Pilot
Attn: COM Storage
1110 S. Mildred Ave.
Ontario, CA 91761

TM

KI Tupelo
2112 South Green St.
Tupelo, MS 38804



Ordering C.O.M., C.O.L., and C.O.V.
Shipping Location



Briar®

General Information



Lounge Sleeper



Loveseat Sleeper



Recliner



Patient Chair
(Open Arm)



Patient Chair
(Closed Arm)

General Dimensions

Seat width	27-1/2"	56"	20"	20"	20"
Seat depth	20"	20"	20"	19"	19"
Seat height	17"	17"	19-1/2"	18-3/4"	18-3/4"
Arm height	27"	27"	24-1/2"	26-1/2"	26-1/2"
Sleep surface width	27-1/2"	27-1/2 LFS/RFS 56" DS			
Sleep surface depth	77"	77" LFS/RFS/DS			
Sleep surface thickness	3-1/2"	3-1/2" LFS/RFS/DS			
Full recline depth			62"		

Overall Dimensions

Width	33"	61-1/2"	26-3/4"	23-1/2"	23-1/2"
Depth	37-1/2"	37-1/2"	33-1/2"	27-1/2"	27-1/2"
Height	33-1/2"	33-1/2"	44"	44"	44"
Depth in sleep position	82"	82"			

SPECIFICATIONS

Complimentary Furniture

The following lounge collections offer complimentary furniture that creates continuity and a cohesive look throughout a facility. These complimentary pieces can be found in other sections of the KI price list.

BRIAR HEALTHCARE SEATING - Briar® Multiple Seating, Briar® Occasional Tables, LaResta® Day Bed (FSD/BR)

UPHOLSTERY INFORMATION

C.O.M. Fabric

For C.O.M. fabric sent to KI-High Point on multiple rolls, add an additional yard of fabric per roll to the yardage requirements. Multiple rolls have shorter pieces of fabric on them and do not allow nesting and stacking of the fabric to achieve the best yield as is done with one large roll. This results in yardage shortages and requests for additional fabric from the client, which can hold up

the order. For each roll that is sent, one yard needs to be added and needs to be added to one of the rolls, not separately.

Fabric Disclaimer

Fabric will be applied as swatched by the fabric manufacturer. Fabric that is required to be applied differently than is swatched will need a Special Cost Request written specifying the direction the fabric is to be applied. The posted standard lead time will apply to the Special Cost Request.

INFORMATION

SPECIAL FINISH MATCHES

KI can match special finish requests at an upcharge of \$64 List per item, up to 12 or a maximum charge of \$771 List per order per color. Special finish requests must be sent to your KI customer service representative.

Upon receipt from KI, the finishing department will prepare a "strike-off" which will be sent to the customer for approval.


The approval form accompanying the strike-off should be faxed to your KI customer service representative. Upon receipt of the signed approval form, KI will proceed with the order. Disapproved samples may be sent back to KI directly with an explanation of disapproval. A Special Finish Number (SFN) will be assigned to this finish sample for future reference or reorders



**Motion Patient Chair
(Open Arm)**



Patient Chair Ottoman



**Hip Chair
(Open Arm)**



**Bariatric Chair
(Open Arm)**

General Dimensions				
Seat width	21"		20-1/2"	30"
Seat depth	19-3/4"		19-1/2"	18"
Seat height	18"		26-1/2"	19-1/4"
Arm height	26-1/2"		33-1/4"	26-1/4"
Overall Dimensions				
Width	24-1/2"	18-1/2"	25"	33-1/2"
Depth	29-3/4"	20"	25-7/8"	24"
Height	42-3/4"	17-1/2"front-12-1/2"rear	41"	35"

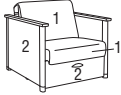
INFORMATION

Warranty

Refer to KI Terms & Conditions document or visit ki.com

Briar®

Sleeper

	Features	COM	MODEL NUMBER								Approx. Packaged Weight
			Basic Model	Non-Contrast or Fabric Contrast 1	Fabric Contrast 2	Pull Color	Wood Finish	Fire Code	Moisture Barrier	Casters	
	Non-contrast	8.25 yd	BLS2/NC	□□□□		□□□□	□□□	□□□	□□□	□□□□□	165.0#
	Contrast		BLS2/FC	□□□□	□□□□	□□□□	□□□	□□□	□□□	□□□□□	165.0#
BRLS Lounge Sleeper <ul style="list-style-type: none"> 1 = Seat and back/sleep surface (Fabric Contrast 1) C.O.M. = 3.75 yd 2 = Arms and frame (Fabric Contrast 2) C.O.M. = 4.75 yd 											
BRRP Lounge Sleeper Replacement Arm Panels, Seat & Back Cushions <ul style="list-style-type: none"> 1 = Seat and back/sleep surface (Fabric Contrast 1) C.O.M. = 3.75 yd 2 = Arm panels (Fabric Contrast 2) C.O.M. = 2 yd 	Non-contrast	7 yd	BLS2C/NC	□□□□				□□□	□□□		25.0#
	Contrast		BLS2C/FC	□□□□	□□□□			□□□	□□□		25.0#
A B C D E F G H											

HOW TO ORDER

Indicate the following information on order form:

- Quantity of each item.
- Model number, including options. See "How To Build a Model Number".
- Any special service required.

Note: • The □ indicates that a choice is required.

- The absence of the □ indicates that no choice is required.
- Alpha-numeric characters in place of □ indicate that no other alternatives are available.

HOW TO BUILD A MODEL NUMBER

- A** Select basic model.

- B** Select non-contrast or fabric contrast 1. Refer to color addendum at ki.com or KI Fabrics & Finishes binder.

- C** Select fabric contrast 2. Refer to color addendum at ki.com or KI Fabrics & Finishes binder.

- D** Select pull handle color. Refer to color addendum at ki.com or KI Fabrics & Finishes binder.

- E** Select wood finish color. Refer to color addendum at ki.com or KI Fabrics & Finishes binder. For Kensington Maple add upcharge.

- F** Select fire code.
NFR - Compliance to TB 117-2013
FR - Compliance to TB 133
 See pricing column for TB133 upcharge.

- G** Select moisture barrier.

NMB - No moisture barrier

MB - Moisture barrier

See pricing column for moisture barrier upcharge.

- H** Select casters.

NCST - No casters (standard)

FRCST - Locking casters-fixed front/rear swivel; add \$129

KENSINGTON MAPLE UPCHARGE

Kensington Maple requires extended leadtimes.

Model	
BLS2/NC	\$87
BLS2/FC	\$87
BLSS/LFS	\$87
BLSS/RFS	\$87
BLSS/DS	\$87
BLSS/LFS/FC	\$87
BLSS/RFS/FC	\$87
BLSS/DS/FC	\$87



Grade C.O.M.	Grade C	Grade D	Grade E & C.O.L.	Grade F	Grade G	Grade H	Grade I	Grade J	Grade K	Grade L Leather	Grade M Leather	TB133 add to list price	Moisture Barrier add to list price
\$ 2842	\$ 2901	\$ 3006	\$ 3127	\$ 3345	\$ 3375	\$ 3539	\$ 3746	\$ 4154	\$ 4567	\$ 4977	\$ 5801	\$ 365	\$ 129
2894	2956	3059	3180	3399	3428	3593	3800	4210	4620	5030	5853	365	129
\$ 990	\$ 1042	\$ 1130	\$ 1234	\$ 1306	\$ 1444	\$ 1584	\$ 1757	\$ 2105	\$ 2455	\$ 2804	\$ 3501	\$ 134	\$ 201
1043	1095	1183	1287	1357	1497	1637	1813	2159	2509	2857	3556	134	201

INFORMATION

C.O.M. Requirements

C.O.M. yardage requirements listed above are based on plain goods 54" wide. If less than 54" wide or fabrics requiring matching (stripes, plaids, prints, large patterns), additional yardage will be needed. Consult C.O.M. matrix on the Ordering C.O.M. and C.O.L. page for additional yardage needed. For C.O.M. fabric sent to KI-High Point on multiple rolls, add an additional yard of fabric per roll to the yardage requirements.

C.O.L. Requirements

Figure 18 sq. ft. of leather (C.O.L.) for each yard shown (i.e., 4.75 x 18 = 85.5 sq. ft.).

Contrasting Upholstery

When contrasting fabric is chosen, price at highest in-grade.

Minimum Fabric/Leather Quantity

Minimum order for fabric is 1 yard. Minimum order for leather is 1 hide (approx-

mately 50 sq. ft).

Moisture Barrier

Moisture barrier is applied underneath the fabric cover as a means of protecting the foam. Not available with TB133.

California TB133 Fire Safety Code

The above seating products can be manufactured using the appropriate flame-retardant materials and fabric selections for compliance to California Technical Bulletin 133. Please contact KI customer service for fabric compliance. Not available with moisture barrier.

Construction

Frame constructed of kiln-dried lumber and laminated hardwood plywood. Exposed wood components finished with catalyzed varnish (specify finish when ordering). Tight seat and tight back constructed with stretch strap webbing stapled into position. Multiple densities of polyurethane foam covered with a layer of .75 super soft foam.

SPECIAL SERVICES

Special Carton Marking


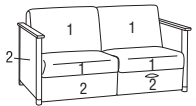
With specially marked information N/C

Shipping

Shipped assembled unless replacement parts which ship k.d. freight prepaid High Point, North Carolina 27263 factory. Freight class #125.

Specifications and prices are subject to change without prior notice.

Briar® Sleeper

				MODEL NUMBER						
MODEL	Features	COM	Basic Model	Non-Contrast or Fabric Contrast 1	Fabric Contrast 2	Pull Color	Wood Finish	Fire Code	Moisture Barrier	
 <p>Loveseat Sleeper - LFS (Open, Left Side Facing)</p> <ul style="list-style-type: none"> 1 = Seat and back/sleep surface (Fabric Contrast 1) C.O.M. = 7.5 yd 2 = Arms and frame (Fabric Contrast 2) C.O.M. = 5.5 yd 	Non-contrast	13 yd	BLSS/LFS/NC	□□□□		□□□□	□□□	□□□	□□□	
	Contrast		BLSS/LFS/FC	□□□□	□□□□	□□□□	□□□	□□□	□□□	
 <p>Loveseat Sleeper - RFS (Open, Right Side Facing)</p> <ul style="list-style-type: none"> 1 = Seat and back/sleep surface (Fabric Contrast 1) C.O.M. = 7.5 yd 2 = Arms and frame (Fabric Contrast 2) C.O.M. = 5.5 yd 	Non-contrast	13 yd	BLSS/RFS/NC	□□□□		□□□□	□□□	□□□	□□□	
	Contrast		BLSS/RFS/FC	□□□□	□□□□	□□□□	□□□	□□□	□□□	
				A	B	C	D	E	F	G

HOW TO ORDER

Indicate the following information on order form:

- Quantity of each item.
- Model number, including options. See "How To Build a Model Number".
- Any special service required.

Note: • The indicates that a choice is required.

- The absence of the indicates that no choice is required.
- Alpha-numeric characters in place of indicate that no other alternatives are available.

HOW TO BUILD A MODEL NUMBER

- A** Select basic model.
- B** Select non-contrast or fabric contrast 1. Refer to color addendum at ki.com or KI Fabrics & Finishes binder.
- C** Select fabric contrast 2. Refer to color addendum at ki.com or KI Fabrics & Finishes binder.
- D** Select pull handle color. Refer to color addendum at ki.com or KI Fabrics & Finishes binder.
- E** Select wood finish color. Refer to color addendum at ki.com or KI Fabrics & Finishes binder. For Kensington Maple add upcharge.
- F** Select fire code.

NFR	- Compliance to TB 117-2013
FR	- Compliance to TB 133

 See pricing column for TB133 upcharge.

- G** Select moisture barrier.

NMB	- No moisture barrier
MB	- Moisture barrier

 See pricing column for moisture barrier upcharge.

KENSINGTON MAPLE UPCHARGE

Kensington Maple requires extended leadtimes.

Model	
BLS2/NC	\$87
BLS2/FC	\$87
BLSS/LFS	\$87
BLSS/RFS	\$87
BLSS/DS	\$87
BLSS/LFS/FC	\$87
BLSS/RFS/FC	\$87
BLSS/DS/FC	\$87



Approx. Packaged Weight	Grade C.O.M.	Grade C	Grade D	Grade E & C.O.L.	Grade F	Grade G	Grade H	Grade I	Grade J	Grade K	Grade L Leather	Grade M Leather	TB133 add to list price	Moisture Barrier add to list price
220.0#	\$ 4474	\$ 4575	\$ 4736	\$ 4930	\$ 5059	\$ 5317	\$ 5575	\$ 5900	\$ 6548	\$ 7195	\$ 7844	\$ 9149	\$ 479	\$ 289
220.0#	4554	4654	4816	5009	5140	5399	5656	5981	6629	7275	7922	9227	479	289

INFORMATION

C.O.M. Requirements

C.O.M. yardage requirements listed above are based on plain goods 54" wide. If less than 54" wide or fabrics requiring matching (stripes, plaids, prints, large patterns), additional yardage will be needed. Consult C.O.M. matrix on the Ordering C.O.M. and C.O.L. page for additional yardage needed. For C.O.M. fabric sent to KI-High Point on multiple rolls, add an additional yard of fabric per roll to the yardage requirements.

C.O.L. Requirements

Figure 18 sq. ft. of leather (C.O.L.) for each yard shown (i.e., 4.75 x 18 = 85.5 sq. ft.).

Contrasting Upholstery

When contrasting fabric is chosen, price at highest in-grade.

Minimum Fabric/Leather Quantity

Minimum order for fabric is 1 yard. Minimum order for leather is 1 hide (approx-

mately 50 sq. ft).

Moisture Barrier

Moisture barrier is applied underneath the fabric cover as a means of protecting the foam. Not available with TB133.

California TB133 Fire Safety Code

The above seating products can be manufactured using the appropriate flame-retardant materials and fabric selections for compliance to California Technical Bulletin 133. Please contact KI customer service for fabric compliance. Not available with moisture barrier.

Construction

Frame constructed of kiln-dried lumber and laminated hardwood plywood. Exposed wood components finished with catalyzed varnish (specify finish when ordering). Tight seat and tight back constructed with stretch strap webbing stapled into position. Multiple densities of polyurethane foam covered with a layer of .75 super soft foam.

Options

Casters are NOT available on BLSS loveseat sleeper.

SPECIAL SERVICES

Special Carton Marking

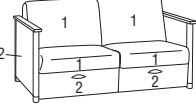
With specially marked information N/C

Shipping

Shipped assembled unless replacement parts which ship k.d. freight prepaid High Point, North Carolina 27263 factory. Freight class #125.

Specifications and prices are subject to change without prior notice.

Briar® Sleeper

MODEL	Features	COM	MODEL NUMBER							
			Basic Model	Non-Contrast or Fabric Contrast 1	Fabric Contrast 2	Pull Color	Wood Finish	Fire Code	Moisture Barrier	
 <p>BRLS</p> <p>Loveseat Sleeper - DS (Open, Both Sides Facing)</p> <ul style="list-style-type: none"> • 1 = Seat and back/sleep surface (Fabric Contrast 1) C.O.M. = 7.5 yd • 2 = Arms and frame (Fabric Contrast 2) C.O.M. = 5.5 yd 	Non-contrast	13 yd	BLSS/DS/NC	□□□□		□□□□	□□□	□□□	□□□	
	Contrast		BLSS/DS/FC	□□□□	□□□□	□□□□	□□□	□□□	□□□	

A **B** **C** **D** **E** **F** **G**

HOW TO ORDER

Indicate the following information on order form:

1. Quantity of each item.
2. Model number, including options. See "How To Build a Model Number".
3. Any special service required.

Note: • The indicates that a choice is required.

- The absence of the indicates that no choice is required.
- Alpha-numeric characters in place of indicate that no other alternatives are available.

HOW TO BUILD A MODEL NUMBER

- A** Select basic model.
- B** Select non-contrast or fabric contrast 1. Refer to color addendum at ki.com or KI Fabrics & Finishes binder.
- C** Select fabric contrast 2. Refer to color addendum at ki.com or KI Fabrics & Finishes binder.
- D** Select pull handle color. Refer to color addendum at ki.com or KI Fabrics & Finishes binder.
- E** Select wood finish color. Refer to color addendum at ki.com or KI Fabrics & Finishes binder. For Kensington Maple add upcharge.
- F** Select fire code.
 - NFR** - Compliance to TB 117-2013
 - FR** - Compliance to TB 133
 See pricing column for TB133 upcharge.

G Select moisture barrier.

NMB - No moisture barrier

MB - Moisture barrier

See pricing column for moisture barrier upcharge.

KENSINGTON MAPLE UPCHARGE

Kensington Maple requires extended leadtimes.

Model	
BLS2/NC	\$87
BLS2/FC	\$87
BLSS/LFS	\$87
BLSS/RFS	\$87
BLSS/DS	\$87
BLSS/LFS/FC	\$87
BLSS/RFS/FC	\$87
BLSS/DS/FC	\$87



Approx. Packaged Weight	Grade C.O.M.	Grade C	Grade D	Grade E & C.O.L.	Grade F	Grade G	Grade H	Grade I	Grade J	Grade K	Grade L Leather	Grade M Leather	TB133 add to list price	Moisture Barrier add to list price
255.0#	\$ 5769	\$ 5871	\$ 6033	\$ 6225	\$ 6357	\$ 6613	\$ 6872	\$ 7197	\$ 7845	\$ 8490	\$ 9139	\$ 10444	\$ 479	\$ 289
255.0#	5849	5952	6114	6307	6436	6693	6952	7277	7925	8571	9219	10525	479	289

INFORMATION

C.O.M. Requirements

C.O.M. yardage requirements listed above are based on plain goods 54" wide. If less than 54" wide or fabrics requiring matching (stripes, plaids, prints, large patterns), additional yardage will be needed. Consult C.O.M. matrix on the Ordering C.O.M. and C.O.L. page for additional yardage needed. For C.O.M. fabric sent to KI-High Point on multiple rolls, add an additional yard of fabric per roll to the yardage requirements.

C.O.L. Requirements

Figure 18 sq. ft. of leather (C.O.L.) for each yard shown (i.e., 4.75 x 18 = 85.5 sq. ft.).

Contrasting Upholstery

When contrasting fabric is chosen, price at highest in-grade.

Minimum Fabric/Leather Quantity

Minimum order for fabric is 1 yard. Minimum order for leather is 1 hide (approx-

mately 50 sq. ft).

Moisture Barrier

Moisture barrier is applied underneath the fabric cover as a means of protecting the foam. Not available with TB133.

California TB133 Fire Safety Code

The above seating products can be manufactured using the appropriate flame-retardant materials and fabric selections for compliance to California Technical Bulletin 133. Please contact KI customer service for fabric compliance. Not available with moisture barrier.

Construction

Frame constructed of kiln-dried lumber and laminated hardwood plywood. Exposed wood components finished with catalyzed varnish (specify finish when ordering). Tight seat and tight back constructed with stretch strap webbing stapled into position. Multiple densities of polyurethane foam covered with a layer of .75 super soft foam.

Options

Casters are NOT available on BLSS loveseat sleeper.

SPECIAL SERVICES

Special Carton Marking

With specially marked information N/C

Shipping

Shipped assembled unless replacement parts which ship k.d. freight prepaid High Point, North Carolina 27263 factory. Freight class #125.

Specifications and prices are subject to change without prior notice.

Briar®

Sleeper Replacement Parts

	MODEL	Features	COM	MODEL NUMBER				
				Basic Model	Non-Contrast or Fabric Contrast 1	Fabric Contrast 2	Fire Code	Moisture Barrier
BRRP	Loveseat Sleeper Replacement Seat & Back Cushions - LFS • Open, left side facing • 1 = Seat and back (Fabric Contrast 1) C.O.M. = 3.5 yd • 2 = Arm panels (Fabric Contrast 2) C.O.M. = 2 yd	Non-contrast	5.5 yd	BLSSC/LFS/NC	□□□□		□□□	□□□
		Contrast		BLSSC/LFS/FC	□□□□	□□□□	□□□	□□□
BRRP	Loveseat Sleeper Replacement Seat & Back Cushions - RFS • Open, right side facing • 1 = Seat and back (Fabric Contrast 1) C.O.M. = 3.5 yd • 2 = Arm panels (Fabric Contrast 2) C.O.M. = 2 yd	Non-contrast	5.5 yd	BLSSC/RFS/NC	□□□□		□□□	□□□
		Contrast		BLSSC/RFS/FC	□□□□	□□□□	□□□	□□□
BRRP	Loveseat Sleeper Replacement Seat & Back Cushions - DS • Open, both sides facing • 1 = Seat and back (Fabric Contrast 1) C.O.M. = 6.5 yd • 2 = Arm panels (Fabric Contrast 2) C.O.M. = 2 yd	Non-contrast	8.5 yd	BLSSC/DS/NC	□□□□		□□□	□□□
		Contrast		BLSSC/DS/FC	□□□□	□□□□	□□□	□□□
HRDPT	Replacement Med Caster Kit Includes: • (2) Med caster locking casters • (2) Med caster non-locking casters • (8) Hex nuts, (4) lock washers • (1) Small tube of Loc-Tite			RETRO.MEDCASTER				

A

B

C

D

E

HOW TO ORDER

Indicate the following information on order form:

- Quantity of each item.
- Model number, including options. See "How To Build a Model Number".
- Any special service required.

Note: • The □ indicates that a choice is required.

- The absence of the □ indicates that no choice is required.
- Alpha-numeric characters in place of □ indicate that no other alternatives are available.

HOW TO BUILD A MODEL NUMBER

- A** Select basic model.
- B** Select non-contrast or fabric contrast 1.
Refer to color addendum at ki.com or KI Fabrics & Finishes binder.
- C** Select fabric contrast 2.
Refer to color addendum at ki.com or KI Fabrics & Finishes binder.
- D** Select fire code.
NFR - Compliance to TB 117-2013
FR - Compliance to TB 133
See pricing column for TB133 upcharge.
- E** Select moisture barrier.
NMB - No moisture barrier
MB - Moisture barrier
See pricing column for moisture barrier upcharge.

INFORMATION

C.O.M. Requirements

C.O.M. yardage requirements listed above are based on plain goods 54" wide. If less than 54" wide or fabrics requiring matching (stripes, plaids, prints, large patterns), additional yardage will be needed. Consult C.O.M. matrix on the Ordering C.O.M. and C.O.L. page for additional yardage needed. For C.O.M. fabric sent to KI-High Point on multiple rolls, add an additional yard of fabric per roll to the yardage requirements.

C.O.L. Requirements

Figure 18 sq. ft. of leather (C.O.L.) for each yard shown (i.e., 4.75 x 18 = 85.5 sq. ft.).

Contrasting Upholstery

When contrasting fabric is chosen, price at highest in-grade.



Approx. Packaged Weight	<attrib a="167" l="10"	Grade C.O.M.	Grade C	Grade D	Grade E & C.O.L.	Grade F	Grade G	Grade H	Grade I	Grade J	Grade K	Grade L Leather	Grade M Leather	TB133 add to list price	Moisture Barrier add to list price
25.0#	N/A	\$ 1016	\$ 1057	\$ 1125	\$ 1208	\$ 1263	\$ 1374	\$ 1485	\$ 1621	\$ 1893	\$ 2169	\$ 2442	\$ 2989	\$ 134	\$ 201
25.0#	N/A	1097	1138	1207	1287	1343	1452	1564	1701	1975	2250	2521	3069	134	201
25.0#	N/A	\$ 1016	\$ 1057	\$ 1125	\$ 1208	\$ 1263	\$ 1374	\$ 1485	\$ 1621	\$ 1893	\$ 2169	\$ 2442	\$ 2989	\$ 134	\$ 201
25.0#	N/A	1097	1138	1207	1287	1343	1452	1564	1701	1975	2250	2521	3069	134	201
50.0#	N/A	\$ 1550	\$ 1612	\$ 1719	\$ 1844	\$ 1932	\$ 2100	\$ 2268	\$ 2481	\$ 2904	\$ 3328	\$ 3752	\$ 4600	\$ 182	\$ 272
50.0#	N/A	1630	1692	1798	1926	2011	2181	2349	2561	2985	3407	3832	4680	182	272
7.0#	\$ 222													N/A	N/A

SPECIAL SERVICES

Special Carton Marking

With specially marked information N/C

Shipping

Shipped **assembled unless replacement parts which ship k.d. freight prepaid High Point, North Carolina 27263** factory. Freight class #125.

Specifications and prices are subject to change without prior notice.



Grade C.O.M.	Grade C	Grade D	Grade E & C.O.L.	Grade F	Grade G	Grade H	Grade I	Grade J	Grade K	Grade L Leather	Grade M Leather
\$ 2327	\$ 2369	\$ 2443	\$ 2537	\$ 2602	\$ 2729	\$ 2858	\$ 3109	\$ 3421	\$ 3738	\$ 4052	\$ 4686
2413	2455	2532	2624	2688	2817	2944	3197	3508	3825	4140	4774

INFORMATION

Moisture Barrier \$129

Kensington Maple Upcharge

Kensington Maple requires extended leadtimes.

Model

All Briar® Recliners \$99

Options

Additional options may be ordered.

Add /xx to the end of the model number and upcharge.

Catheter attachment (specified as facing chair)

/LRCA - Left rear - add \$44

/LFCA - Left front - add \$44

/RRCA - Right rear - add \$44

/RFCA - Right front - add \$44

NOTE: If optional I.V. pole is specified, catheter attachment can not be specified in the same location.

Lateral head supports per pair (C.O.M. = 1.5 yd)
/HS and \$160

Adjustable pillow (C.O.M. = .75 yd)
/PW and \$171

Head support and/or pillow contrasting fabric will match back fabric selection.

Posey restraints may be done as a special.

C.O.M. Requirements

C.O.M. yardage requirements listed above are based on plain goods 54" wide. If less than 54" wide or fabrics requiring matching (stripes, plaids, prints, large patterns), additional yardage will be needed. Consult C.O.M. matrix on the Ordering C.O.M. and C.O.L. page for additional yardage needed. For C.O.M. fabric sent to KI-High Point on multiple rolls, add an additional yard of fabric per roll to the yardage requirements.

C.O.L. Requirements

Figure 18 sq. ft. of leather (C.O.L.) for each

yard shown (i.e., 4.75 x 18 = 85.5 sq. ft.).

Contrasting Upholstery

When contrasting fabric is chosen, price at highest in-grade.

Minimum Fabric/Leather Quantity

Minimum order for fabric is 1 yard. Minimum order for leather is 1 hide (approximately 50 sq. ft.).

Construction

Seat platform constructed of tubular steel and kiln-dried hardwood. Back constructed of kiln-dried hardwood and laminated plywood. Arms constructed of kiln-dried hardwood. Cushioning of multiple densities of polyurethane foam and Dacron fiber.

SPECIAL SERVICES

Special Carton Marking

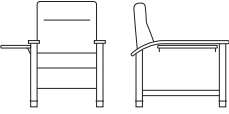
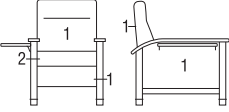
With specially marked information N/C

Shipping

Shipped **assembled freight prepaid f.o.b. High Point, North Carolina 27263** factory. Freight class #250.

Specifications and prices are subject to change without prior notice.

Briar® Recliner

		MODEL NUMBER										
Features	COM	Basic Model	Non-Contrast or Fabric Contrast 1	Fabric Contrast 2	I.V. Pole	Casters	Arm Cap	Magazine Rack	Wood Finish	Laminate Color		
	Left facing	4.5 yd	BR/NC/LFT/LT	□□□□		□□□□	□□□□	□□□	□□□	□□□		
	Right facing	4.5 yd	BR/NC/RFT/LT	□□□□		□□□□	□□□□	□□□	□□□	□□□		
BRRL Recliner (w/ Laminate Side Articulating Tablet) - Non-contrast												
	Left facing		BR/FC/LFT/LT	□□□□	□□□□	□□□□	□□□□	□□□	□□□	□□□		
	Right facing		BR/FC/RFT/LT	□□□□	□□□□	□□□□	□□□□	□□□	□□□	□□□		
BRRL Recliner (w/ Laminate Side Articulating Tablet) - Contrast												
<ul style="list-style-type: none"> • 1 = Back and arms (Fabric Contrast 1) C.O.M. = 4.5 yd (includes front kick panel below seat and footrest on applicable models) • 2 = Seat (Fabric Contrast 2) C.O.M. = 1 yd 												
				A	B	C	D	E	F	G	H	I

HOW TO ORDER

Indicate the following information on order form:

1. Quantity of each item.
2. Model number, including options. See "How To Build a Model Number".
3. Any special service required.

Note: • The □ indicates that a choice is required.

- The absence of the □ indicates that no choice is required.
- Alpha-numeric characters in place of □ indicate that no other alternatives are available.

HOW TO BUILD A MODEL NUMBER

A Select basic model.

B Select non-contrast or fabric contrast 1. Refer to color addendum at ki.com or KI Fabrics & Finishes binder.

C Select fabric contrast 2. Refer to color addendum at ki.com or KI Fabrics & Finishes binder.

D Select I.V. pole (facing).
NS - No pole
LFFIV - Left facing front; add \$289
LRFIV - Left facing rear; add \$289
RFFIV - Right facing front; add \$289
RRFIV - Right facing rear; add \$289
 I.V. pole front mount ONLY when ordering Lateral Head Supports.

E Select casters.
NCST - No casters (standard)
SFR - Front swivel, rear locking & push bar; add \$171

F Select armcaps.

WAC - Wood armcaps (pair)
UAC - Upholstered (pair); add \$96
 Upholstered armcap fabric will match arm fabric selection (Fabric Contrast 1). C.O.M. = 1.25 yd

G Select magazine rack. Magazine rack fabric will match arm fabric selection (Fabric Contrast 1). C.O.M. = .5 yd

H Select wood finish color. Refer to color addendum at ki.com or KI Fabrics & Finishes binder. For Kensington Maple add upcharge.

I Select laminate color. Refer to color addendum at ki.com or KI Fabrics & Finishes binder.



Approx. Packaged Weight	Grade C.O.M.	Grade C	Grade D	Grade E & C.O.L.	Grade F	Grade G	Grade H	Grade I	Grade J	Grade K	Grade L Leather	Grade M Leather
155.0#	\$ 2581	\$ 2624	\$ 2698	\$ 2791	\$ 2857	\$ 2985	\$ 3113	\$ 3363	\$ 3675	\$ 3992	\$ 4307	\$ 4940
155.0#	2581	2624	2698	2791	2857	2985	3113	3363	3675	3992	4307	4940
155.0#	\$ 2667	\$ 2711	\$ 2784	\$ 2878	\$ 2943	\$ 3071	\$ 3201	\$ 3449	\$ 3763	\$ 4081	\$ 4395	\$ 5027
155.0#	2667	2711	2784	2878	2943	3071	3201	3449	3763	4081	4395	5027

INFORMATION

Moisture Barrier \$129

Kensington Maple Upcharge

Kensington Maple requires extended leadtimes.

Model
All Briar® Recliners \$99

Options

Additional options may be ordered. Add /xx to the end of the model number and upcharge.

Catheter attachment (specified as facing chair)

- /LRCA - Left rear - add \$44
- /LFCA - Left front - add \$44
- /RRCA - Right rear - add \$44
- /RFCA - Right front - add \$44

NOTE: If optional I.V. pole is specified, catheter attachment can not be specified in the same location.

Lateral head supports per pair (C.O.M. = 1.5 yd) /HS and \$160

Adjustable pillow (C.O.M. = .75 yd) /PW and \$171
Head support and/or pillow contrasting fabric will match back fabric selection.

Posey restraints may be done as a special.

C.O.M. Requirements

C.O.M. yardage requirements listed above are based on plain goods 54" wide. If less than 54" wide or fabrics requiring matching (stripes, plaids, prints, large patterns), additional yardage will be needed. Consult C.O.M. matrix on the Ordering C.O.M. and C.O.L. page for additional yardage needed. For C.O.M. fabric sent to KI-High Point on multiple rolls, add an additional yard of fabric per roll to the yardage requirements.

C.O.L. Requirements

Figure 18 sq. ft. of leather (C.O.L.) for each

yard shown (i.e., 4.75 x 18 = 85.5 sq. ft.).

Contrasting Upholstery

When contrasting fabric is chosen, price at highest in-grade.

Minimum Fabric/Leather Quantity

Minimum order for fabric is 1 yard. Minimum order for leather is 1 hide (approximately 50 sq. ft.).

Construction

Seat platform constructed of tubular steel and kiln-dried hardwood. Back constructed of kiln-dried hardwood and laminated plywood. Arms constructed of kiln-dried hardwood. Cushioning of multiple densities of polyurethane foam and Dacron fiber.

SPECIAL SERVICES

Special Carton Marking

With specially marked information N/C

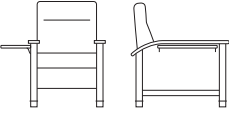
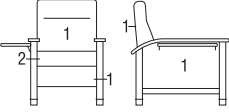
Shipping

Shipped assembled freight prepaid f.o.b. High Point, North Carolina 27263 factory. Freight class #250.

Specifications and prices are subject to change without prior notice.

Briar®

Recliner

	Features	COM	MODEL NUMBER								
			Basic Model	Non-Contrast or Fabric Contrast 1	Fabric Contrast 2	I.V. Pole	Casters	Arm Cap	Magazine Rack	Wood Finish	Veneer Color
	Left facing	4.5 yd	BR/NC/LFT/VT	□□□□		□□□□	□□□□□□	□□□□	□□□□	□□□□	□□□□
	Right facing	4.5 yd	BR/NC/RFT/VT	□□□□		□□□□	□□□□□□	□□□□	□□□□	□□□□	□□□□
BRRL Recliner (w/ Veneer Side Articulating Tablet) - Non-contrast											
	Left facing		BR/FC/LFT/VT	□□□□	□□□□	□□□□	□□□□□□	□□□□	□□□□	□□□□	□□□□
	Right facing		BR/FC/RFT/VT	□□□□	□□□□	□□□□	□□□□□□	□□□□	□□□□	□□□□	□□□□
BRRL Recliner (w/ Veneer Side Articulating Tablet) - Contrast											
<ul style="list-style-type: none"> 1 = Back and arms (Fabric Contrast 1) C.O.M. = 4.5 yd (includes front kick panel below seat and footrest on applicable models) 2 = Seat (Fabric Contrast 2) C.O.M. = 1 yd 											
			A	B	C	D	E	F	G	H	I

HOW TO ORDER

Indicate the following information on order form:

- Quantity of each item.
- Model number, including options. See "How To Build a Model Number".
- Any special service required.

Note: • The □ indicates that a choice is required.

- The absence of the □ indicates that no choice is required.
- Alpha-numeric characters in place of □ indicate that no other alternatives are available.

HOW TO BUILD A MODEL NUMBER

A Select basic model.

B Select non-contrast or fabric contrast 1.
Refer to color addendum at ki.com or KI Fabrics & Finishes binder.

C Select fabric contrast 2.
Refer to color addendum at ki.com or KI Fabrics & Finishes binder.

D Select I.V. pole (facing).
NS - No pole
LFFIV - Left facing front; add \$289
LRFIV - Left facing rear; add \$289
RFFIV - Right facing front; add \$289
RRFIV - Right facing rear; add \$289
 I.V. pole front mount ONLY when ordering Lateral Head Supports.

E Select casters.
NCST - No casters (standard)
SFR - Front swivel, rear locking & push bar; add \$171

F Select armcaps.

WAC - Wood armcaps (pair)
UAC - Upholstered (pair); add \$96
 Upholstered armcap fabric will match arm fabric selection (Fabric Contrast 1).
 C.O.M. = 1.25 yd

G Select magazine rack.
 Magazine rack fabric will match arm fabric selection (Fabric Contrast 1). C.O.M. = .5 yd

H Select wood finish color.
 Refer to color addendum at ki.com or KI Fabrics & Finishes binder.
 For Kensington Maple add upcharge.

I Select veneer color.
 Refer to color addendum at ki.com or KI Fabrics & Finishes binder.



Approx. Packaged Weight	Grade C.O.M.	Grade C	Grade D	Grade E & C.O.L.	Grade F	Grade G	Grade H	Grade I	Grade J	Grade K	Grade L Leather	Grade M Leather
155.0#	\$ 2581	\$ 2624	\$ 2698	\$ 2791	\$ 2857	\$ 2985	\$ 3113	\$ 3363	\$ 3675	\$ 3992	\$ 4307	\$ 4940
155.0#	2581	2624	2698	2791	2857	2985	3113	3363	3675	3992	4307	4940
155.0#	\$ 2667	\$ 2711	\$ 2784	\$ 2878	\$ 2943	\$ 3071	\$ 3201	\$ 3449	\$ 3763	\$ 4081	\$ 4395	\$ 5027
155.0#	2667	2711	2784	2878	2943	3071	3201	3449	3763	4081	4395	5027

INFORMATION

Moisture Barrier \$129

Kensington Maple Upcharge

Kensington Maple requires extended leadtimes.

Model
All Briar® Recliners \$99

Options

Additional options may be ordered. Add /xx to the end of the model number and upcharge.

Catheter attachment (specified as facing chair)

- /LRCA - Left rear - add \$44
- /LFCA - Left front - add \$44
- /RRCA - Right rear - add \$44
- /RFCA - Right front - add \$44

NOTE: If optional I.V. pole is specified, catheter attachment can not be specified in the same location.

Lateral head supports per pair (C.O.M. = 1.5 yd) /HS and \$160

Adjustable pillow (C.O.M. = .75 yd) /PW and \$171
Head support and/or pillow contrasting fabric will match back fabric selection.

Posey restraints may be done as a special.

C.O.M. Requirements

C.O.M. yardage requirements listed above are based on plain goods 54" wide. If less than 54" wide or fabrics requiring matching (stripes, plaids, prints, large patterns), additional yardage will be needed. Consult C.O.M. matrix on the Ordering C.O.M. and C.O.L. page for additional yardage needed. For C.O.M. fabric sent to KI-High Point on multiple rolls, add an additional yard of fabric per roll to the yardage requirements.

C.O.L. Requirements

Figure 18 sq. ft. of leather (C.O.L.) for each

yard shown (i.e., 4.75 x 18 = 85.5 sq. ft.).

Contrasting Upholstery

When contrasting fabric is chosen, price at highest in-grade.

Minimum Fabric/Leather Quantity

Minimum order for fabric is 1 yard. Minimum order for leather is 1 hide (approximately 50 sq. ft.).

Construction

Seat platform constructed of tubular steel and kiln-dried hardwood. Back constructed of kiln-dried hardwood and laminated plywood. Arms constructed of kiln-dried hardwood. Cushioning of multiple densities of polyurethane foam and Dacron fiber.

SPECIAL SERVICES

Special Carton Marking

With specially marked information N/C

Shipping

Shipped assembled freight prepaid f.o.b. High Point, North Carolina 27263 factory. Freight class #250.

Specifications and prices are subject to change without prior notice.

	MODEL	COM	MODEL NUMBER		Approx. Packaged Weight	Delivered Pricing	Grade C.O.M.
			Basic Model	Non-Contrast or Fabric Contrast 1			
BRRP	Replacement Cover Set	4.5 yd	BRRC	<input type="checkbox"/> <input type="checkbox"/> <input type="checkbox"/> <input type="checkbox"/>	5.0#	N/A	\$ 497
BRRP	Replacement Head Support Covers • Uph. cover	.75 yd	BRHS	<input type="checkbox"/> <input type="checkbox"/> <input type="checkbox"/> <input type="checkbox"/>	1.0#	N/A	\$ 99
BRRP	Replacement Magazine Rack Cover • Includes armcaps	.75 yd	BRMR	<input type="checkbox"/> <input type="checkbox"/> <input type="checkbox"/> <input type="checkbox"/>	3.0#	N/A	\$ 99
HRDPT	Replacement Med Caster Kit Includes: • (2) Med caster locking casters • (2) Med caster non-locking casters • (8) Hex nuts, (4) lock washers • (1) Small tube of Loc-Tite		RETRO.MEDCASTER		7.0#	\$ 222	
			A	B			

HOW TO ORDER

Indicate the following information on order form:

- Quantity of each item.
- Model number, including options. See "How To Build a Model Number".
- Any special service required.

Note:

- The indicates that a choice is required.
- The absence of the indicates that no choice is required.
- Alpha-numeric characters in place of indicate that no other alternatives are available.

HOW TO BUILD A MODEL NUMBER

- A** Select basic model.
- B** Select non-contrast or fabric contrast 1. Refer to color addendum at ki.com or KI Fabrics & Finishes binder.

INFORMATION

C.O.M. Requirements

C.O.M. yardage requirements listed above are based on plain goods 54" wide. If less than 54" wide or fabrics requiring matching (stripes, plaids, prints, large patterns), additional yardage will be needed. Consult C.O.M. matrix on the Ordering C.O.M. and C.O.L. page for additional yardage needed. For C.O.M. fabric sent to KI-High Point on multiple rolls, add an additional yard of fabric per roll to the yardage requirements.

C.O.L. Requirements

Figure 18 sq. ft. of leather (C.O.L.) for each yard shown (i.e., 4.75 x 18 = 85.5 sq. ft.).

Contrasting Upholstery

When contrasting fabric is chosen, price at highest in-grade.



Grade C	Grade D	Grade E & C.O.L.	Grade F	Grade G	Grade H	Grade I	Grade J	Grade K	Grade L Leather	Grade M Leather	Moisture Barrier add to list price
\$ 539	\$ 610	\$ 700	\$ 763	\$ 884	\$ 1004	\$ 1246	\$ 1542	\$ 1844	\$ 2147	\$ 2751	\$ 129
\$ 102	\$ 113	\$ 121	\$ 126	\$ 140	\$ 153	\$ 175	\$ 206	\$ 238	\$ 263	\$ 320	\$ 22
\$ 102	\$ 113	\$ 121	\$ 126	\$ 140	\$ 153	\$ 175	\$ 206	\$ 238	\$ 263	\$ 320	\$ 22

N/A

SPECIAL SERVICES

Special Carton Marking

With specially marked information N/C

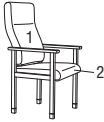
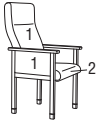

Shipping

Shipped **k.d. freight prepaid f.o.b. High Point, North Carolina 27263** factory. Freight class #100.

Specifications and prices are subject to change without prior notice.

Briar®

Patient Chair

			MODEL NUMBER							Approx. Packaged Weight
Features	COM	Basic Model	Non-Contrast or Fabric Contrast 1	Fabric Contrast 2	Wood Finish	Fire Code	Moisture Barrier	Arm Cap		
 <p>BRPC Patient Chair (Open Arm)</p> <ul style="list-style-type: none"> 1 = Back (Fabric Contrast 1) C.O.M. = 1.25 yd 2 = Seat (Fabric Contrast 2) C.O.M. = 1 yd 	Non-contrast	2 yd	BPO/NC	□□□□		□□□	□□□	□□□	□□□	65.0#
	Contrast		BPO/FC	□□□□	□□□□	□□□	□□□	□□□	□□□	65.0#
 <p>BRPC Patient Chair (Closed Arm)</p> <ul style="list-style-type: none"> 1 = Back and arms (Fabric Contrast 1) C.O.M. = 2 yd 2 = Seat (Fabric Contrast 2) C.O.M. = 1 yd 	Non-contrast	2.75 yd	BPH/NC	□□□□		□□□	□□□	□□□	□□□	65.0#
	Contrast		BPH/FC	□□□□	□□□□	□□□	□□□	□□□	□□□	65.0#
 <p>BRPC Ottoman</p>	Height-front to rear 17.5"-12.5"	1 yd	BOT	□□□□		□□□	□□□	□□□		20.0#

A **B** **C** **D** **E** **F** **G**

HOW TO ORDER

Indicate the following information on order form:

- Quantity of each item.
- Model number, including options. See "How To Build a Model Number".
- Any special service required.

Note: • The □ indicates that a choice is required.

- The absence of the □ indicates that no choice is required.
- Alpha-numeric characters in place of □ indicate that no other alternatives are available.

HOW TO BUILD A MODEL NUMBER

- A** Select basic model.
- B** Select non-contrast or fabric contrast 1. Refer to color addendum at ki.com or KI Fabrics & Finishes binder.
- C** Select fabric contrast 2. Refer to color addendum at ki.com or KI Fabrics & Finishes binder.
- D** Select wood finish color. Refer to color addendum at ki.com or KI Fabrics & Finishes binder. For Kensington Maple add upcharge.
- E** Select fire code.

NFR	- Compliance to TB 117-2013
FR	- Compliance to TB 133

 See pricing column for TB133 upcharge.
- F** Select moisture barrier.

NMB	- No moisture barrier
MB	- Moisture barrier

See pricing column for moisture barrier upcharge.

- G** Select arm option.

WAC	- Wood armcaps (pair)
PAC	- Black poly (pair); add \$90
UAC	- Upholstered (pair); add \$51

 Upholstered armcap fabric will match arm fabric selection (Fabric Contrast 1). C.O.M. = 1 yd



Grade C.O.M.	Grade C	Grade D	Grade E & C.O.L.	Grade F	Grade G	Grade H	Grade I	Grade J	Grade K	Grade L Leather	Grade M Leather	TB133 add to list price	Moisture Barrier add to list price
\$ 1205	\$ 1220	\$ 1256	\$ 1295	\$ 1326	\$ 1381	\$ 1436	\$ 1547	\$ 1681	\$ 1823	\$ 1959	\$ 2236	\$ 155	\$ 96
1258	1274	1309	1348	1379	1434	1491	1600	1737	1877	2015	2290	155	96
\$ 1337	\$ 1362	\$ 1405	\$ 1450	\$ 1489	\$ 1554	\$ 1624	\$ 1757	\$ 1926	\$ 2095	\$ 2264	\$ 2603	\$ 206	\$ 96
1391	1416	1459	1505	1542	1609	1677	1813	1980	2148	2318	2657	206	96
\$ 517	\$ 525	\$ 539	\$ 554	\$ 566	\$ 588	\$ 610	\$ 654	\$ 707	\$ 762	\$ 817	\$ 927	\$ 64	\$ 46

KENSINGTON MAPLE UPCHARGE

Kensington Maple requires extended leadtimes.

Model	
BPO/NC	\$35
BPO/FC	\$35
BPH/NC	\$35
BPH/FC	\$35
BOT	\$87

INFORMATION

C.O.M. Requirements
C.O.M. yardage requirements listed above are based on plain goods 54" wide. If less than 54" wide or fabrics requiring matching (stripes, plaids, prints, large patterns), additional yardage will be needed. Consult C.O.M. matrix on the Ordering C.O.M. and C.O.L. page for additional yardage needed. For C.O.M. fabric sent to KI-High Point on multiple rolls, add an additional yard of fabric per roll to the yardage requirements.

C.O.L. Requirements
Figure 18 sq. ft. of leather (C.O.L.) for each yard shown (i.e., 4.75 x 18 = 85.5 sq. ft.).

Contrasting Upholstery
When contrasting fabric is chosen, price at highest in-grade.

Minimum Fabric/Leather Quantity
Minimum order for fabric is 1 yard. Minimum order for leather is 1 hide (approx-

mately 50 sq. ft.).

Moisture Barrier
Moisture barrier is applied underneath the fabric cover as a means of protecting the foam. Not available with TB133.

California TB133 Fire Safety Code
The above seating products can be manufactured using the appropriate flame-retardant materials and fabric selections for compliance to California Technical Bulletin 133. Please contact KI customer service for fabric compliance. Not available with moisture barrier.

Construction
Seat frame constructed of welded structural steel. Back constructed from formed laminated plywood. Arms constructed of kiln-dried hardwood. Cushioning of multiple densities of polyurethane foam and Dacron fiber.

SPECIAL SERVICES

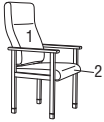
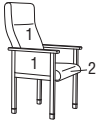

Special Carton Marking
With specially marked information N/C

Shipping
Shipped assembled unless replacement parts which ship k.d. freight prepaid High Point, North Carolina 27263 factory. Freight class #250.

Specifications and prices are subject to change without prior notice.

Briar®

Patient Chair

			MODEL NUMBER							Approx. Packaged Weight
Features	COM	Basic Model	Non-Contrast or Fabric Contrast 1	Fabric Contrast 2	Wood Finish	Fire Code	Moisture Barrier	Arm Cap		
 <p>BMPC Motion Patient Chair (Open Arm)</p> <ul style="list-style-type: none"> 1 = Back (Fabric Contrast 1) C.O.M. = 1.25 yd 2 = Seat (Fabric Contrast 2) C.O.M. = 1 yd 	Non-contrast	2 yd	BOX/NC	□□□□		□□□	□□□	□□□	□□□	65.0#
	Contrast		BOX/FC	□□□□	□□□□	□□□	□□□	□□□	□□□	65.0#
 <p>BMPC Motion Patient Chair (Closed Arm)</p> <ul style="list-style-type: none"> 1 = Back and arms (Fabric Contrast 1) C.O.M. = 2 yd 2 = Seat (Fabric Contrast 2) C.O.M. = 1 yd 	Non-contrast	2.75 yd	BHX/NC	□□□□		□□□	□□□	□□□	□□□	65.0#
	Contrast		BHX/FC	□□□□	□□□□	□□□	□□□	□□□	□□□	65.0#
 <p>BRPC Ottoman</p>	Height-front to rear 14.5"-10.5"	1 yd	BOT2	□□□□		□□□	□□□	□□□		20.0#

A **B** **C** **D** **E** **F** **G**

HOW TO ORDER

Indicate the following information on order form:

- Quantity of each item.
- Model number, including options. See "How To Build a Model Number".
- Any special service required.

Note: • The indicates that a choice is required.

- The absence of the indicates that no choice is required.
- Alpha-numeric characters in place of indicate that no other alternatives are available.

HOW TO BUILD A MODEL NUMBER

- A** Select basic model.
- B** Select non-contrast or fabric contrast 1. Refer to color addendum at ki.com or KI Fabrics & Finishes binder.
- C** Select fabric contrast 2. Refer to color addendum at ki.com or KI Fabrics & Finishes binder.
- D** Select wood finish color. Refer to color addendum at ki.com or KI Fabrics & Finishes binder. For Kensington Maple add upcharge.
- E** Select fire code.

NFR	- Compliance to TB 117-2013
FR	- Compliance to TB 133

 See pricing column for TB133 upcharge.
- F** Select moisture barrier.

NMB	- No moisture barrier
MB	- Moisture barrier

See pricing column for moisture barrier upcharge.

- G** Select arm option.

WAC	- Wood armcaps (pair)
UAC	- Upholstered (pair); add \$51
PAC	- Black poly (pair); add \$90

 Upholstered armcap fabric will match arm fabric selection (Fabric Contrast 1). C.O.M. = 1.25 yd



Grade C.O.M.	Grade C	Grade D	Grade E & C.O.L.	Grade F	Grade G	Grade H	Grade I	Grade J	Grade K	Grade L Leather	Grade M Leather	TB133 add to list price	Moisture Barrier add to list price
\$ 1877	\$ 1892	\$ 1918	\$ 1948	\$ 2033	\$ 2072	\$ 2113	\$ 2162	\$ 2262	\$ 2360	\$ 2461	\$ 2661	\$ 162	\$ 100
1930	1947	1973	2000	2086	2125	2165	2216	2314	2415	2513	2714	162	100
\$ 1934	\$ 1952	\$ 1983	\$ 2021	\$ 2045	\$ 2095	\$ 2144	\$ 2207	\$ 2332	\$ 2457	\$ 2582	\$ 2831	\$ 215	\$ 100
1987	2004	2037	2074	2099	2147	2198	2261	2385	2510	2633	2884	215	100
\$ 517	\$ 525	\$ 539	\$ 554	\$ 566	\$ 588	\$ 610	\$ 654	\$ 707	\$ 762	\$ 817	\$ 927	\$ 64	\$ 46

KENSINGTON MAPLE UPCHARGE

Kensington Maple requires extended leadtimes.

Model	
BPX/NC	\$70
BPX/FC	\$70
BHX/NC	\$70
BHX/FC	\$70
BOT2	\$35

INFORMATION

C.O.M. Requirements

C.O.M. yardage requirements listed above are based on plain goods 54" wide. If less than 54" wide or fabrics requiring matching (stripes, plaids, prints, large patterns), additional yardage will be needed. Consult C.O.M. matrix on the Ordering C.O.M. and C.O.L. page for additional yardage needed. For C.O.M. fabric sent to KI-High Point on multiple rolls, add an additional yard of fabric per roll to the yardage requirements.

C.O.L. Requirements

Figure 18 sq. ft. of leather (C.O.L.) for each yard shown (i.e., 4.75 x 18 = 85.5 sq. ft.).

Contrasting Upholstery

When contrasting fabric is chosen, price at highest in-grade.

Minimum Fabric/Leather Quantity

Minimum order for fabric is 1 yard. Minimum order for leather is 1 hide (approx-

mately 50 sq. ft).

Moisture Barrier

Moisture barrier is applied underneath the fabric cover as a means of protecting the foam. Not available with TB133.

California TB133 Fire Safety Code

The above seating products can be manufactured using the appropriate flame-retardant materials and fabric selections for compliance to California Technical Bulletin 133. Please contact KI customer service for fabric compliance. Not available with moisture barrier.

Construction

Seat frame constructed of welded structural steel. Back constructed from formed laminated plywood. Arms constructed of kiln-dried hardwood. Cushioning of multiple densities of polyurethane foam and Dacron fiber.

SPECIAL SERVICES

Special Carton Marking

With specially marked information N/C

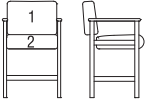
Shipping

Shipped assembled unless replacement parts which ship k.d. freight prepaid High Point, North Carolina 27263 factory. Freight class #250.

Specifications and prices are subject to change without prior notice.

Briar®

Patient Chair

MODEL	Features	COM	MODEL NUMBER						
			Basic Model	Non-Contrast or Fabric Contrast 1	Fabric Contrast 2	Wood Finish	Fire Code	Moisture Barrier	Arm Cap
 <p>Hip Chair (Open Arm)</p> <ul style="list-style-type: none"> 1 = Back (Fabric Contrast 1) C.O.M. = 1.5 yd 2 = Seat (Fabric Contrast 2) C.O.M. = 1.25 yd 	Non-Contrast	1.5 yd	BOHC/NC	□□□□		□□□	□□□	□□□	□□□
	Contrast		BOHC/FC	□□□□	□□□□	□□□	□□□	□□□	□□□

BRHC

A **B** **C** **D** **E** **F** **G**

HOW TO ORDER

Indicate the following information on order form:

- Quantity of each item.
- Model number, including options. See "How To Build a Model Number".
- Any special service required.

Note: • The indicates that a choice is required.

- The absence of the indicates that no choice is required.
- Alpha-numeric characters in place of indicate that no other alternatives are available.

HOW TO BUILD A MODEL NUMBER

- A** Select basic model.
- B** Select non-contrast or fabric contrast 1. Refer to color addendum at ki.com or KI Fabrics & Finishes binder.
- C** Select fabric contrast 2. Refer to color addendum at ki.com or KI Fabrics & Finishes binder.
- D** Select wood finish color. Refer to color addendum at ki.com or KI Fabrics & Finishes binder. For Kensington Maple add upcharge.
- E** Select fire code.

NFR	- Compliance to TB 117-2013
FR	- Compliance to TB 133

 See pricing column for TB133 upcharge.
- F** Select moisture barrier.

MB	- Moisture barrier
NMB	- No moisture barrier

See pricing column for moisture barrier upcharge.

- G** Select arm option.

WAC	- Wood (standard)
PAC	- Black poly (pair); add \$46
UAC	- Upholstered (pair); add \$26

 Upholstered armcap fabric will match arm fabric selection (Fabric Contrast 1). C.O.M. = 1 yd



Approx. Packaged Weight	Grade C.O.M.	Grade C	Grade D	Grade E & C.O.L.	Grade F	Grade G	Grade H	Grade I	Grade J	Grade K	Grade L Leather	Grade M Leather	TB133 add to list price	Moisture Barrier add to list price
65.0#	\$ 1377	\$ 1404	\$ 1428	\$ 1459	\$ 1491	\$ 1540	\$ 1579	\$ 1641	\$ 1718	\$ 1870	\$ 1989	\$ 2222	\$ 218	\$ 154
65.0#	1430	1454	1480	1512	1543	1594	1632	1692	1769	1921	2041	2274	218	154

KENSINGTON MAPLE UPCHARGE

Kensington Maple requires extended leadtimes.

- Model
- BOHC/NC \$50
- BOHC/FC \$50

INFORMATION

C.O.M. Requirements

C.O.M. yardage requirements listed above are based on plain goods 54" wide. If less than 54" wide or fabrics requiring matching (stripes, plaids, prints, large patterns), additional yardage will be needed. Consult C.O.M. matrix on the Ordering C.O.M. and C.O.L. page for additional yardage needed. For C.O.M. fabric sent to KI-High Point on multiple rolls, add an additional yard of fabric per roll to the yardage requirements.

C.O.L. Requirements

Figure 18 sq. ft. of leather (C.O.L.) for each yard shown (i.e., 4.75 x 18 = 85.5 sq. ft.).

Contrasting Upholstery

When contrasting fabric is chosen, price at highest in-grade.

Minimum Fabric/Leather Quantity

Minimum order for fabric is 1 yard. Minimum order for leather is 1 hide (approx-

mately 50 sq. ft).

Moisture Barrier

Moisture barrier is applied underneath the fabric cover as a means of protecting the foam. Not available with TB133.

California TB133 Fire Safety Code

The above seating products can be manufactured using the appropriate flame-retardant materials and fabric selections for compliance to California Technical Bulletin 133. Please contact KI customer service for fabric compliance. Not available with moisture barrier.

Construction

Seat frame constructed of welded structural steel. Back constructed from formed laminated plywood. Arms constructed of kiln-dried hardwood. Cushioning of multiple densities of polyurethane foam and Dacron fiber.

SPECIAL SERVICES

Special Carton Marking

With specially marked information N/C

Shipping

Shipped assembled unless replacement parts which ship k.d. freight prepaid High Point, North Carolina 27263 factory. Freight class #250.

Specifications and prices are subject to change without prior notice.

	MODEL	COM	MODEL NUMBER				Approx. Packaged Weight	Grade C.O.M.	Grade C
			Basic Model	Non-Contrast or Fabric Contrast 1	Fire Code	Moisture Barrier			
BRRP	Patient Chair Replacement Seat Cover	1 yd	BRS23	□□□□	□□□	□□□	5.0#	\$ 135	\$ 141
BRRP	Patient Chair Replacement Back Cover (High Back)	.75 yd	BRB26	□□□□	□□□	□□□	5.0#	\$ 149	\$ 159
BRRP	Patient Chair Replacement Arm Panel Cover (Closed Arm)	.5 yd	BRPH	□□□□	□□□	□□□	5.0#	\$ 72	\$ 73
BRRP	Motion Patient Chair Replacement Back Cover	2 yd	BOXC-B	□□□□	□□□	□□□	10.0#	\$ 279	\$ 289
BRRP	Motion Patient Chair Replacement Seat Cover	2.75 yd	BOXC-S	□□□□	□□□	□□□	10.0#	\$ 186	\$ 193

A

B

C

D

HOW TO ORDER

Indicate the following information on order form:

- Quantity of each item.
- Model number, including options. See "How To Build a Model Number".
- Any special service required.

Note: • The □ indicates that a choice is required.

- The absence of the □ indicates that no choice is required.
- Alpha-numeric characters in place of □ indicate that no other alternatives are available.

HOW TO BUILD A MODEL NUMBER

- A** Select basic model.
- B** Select non-contrast or fabric contrast 1. Refer to color addendum at ki.com or KI Fabrics & Finishes binder.
- C** Select fire code.
NFR - Compliance to TB 117-2013
FR - Compliance to TB 133
 See pricing column for TB133 upcharge.
- D** Select moisture barrier.
NMB - No moisture barrier
MB - Moisture barrier
 See pricing column for moisture barrier upcharge.



Grade D	Grade E & C.O.L.	Grade F	Grade G	Grade H	Grade I	Grade J	Grade K	Grade L Leather	Grade M Leather	TB133 add to list price	Moisture Barrier add to list price
\$ 155	\$ 168	\$ 180	\$ 203	\$ 222	\$ 265	\$ 319	\$ 372	\$ 423	\$ 531	\$ 78	\$ 49
\$ 175	\$ 201	\$ 215	\$ 245	\$ 274	\$ 333	\$ 405	\$ 479	\$ 553	\$ 701	\$ 103	\$ 65
\$ 75	\$ 79	\$ 82	\$ 88	\$ 92	\$ 106	\$ 116	\$ 132	\$ 144	\$ 169	\$ 26	\$ 15
\$ 302	\$ 322	\$ 333	\$ 358	\$ 381	\$ 411	\$ 469	\$ 532	\$ 592	\$ 709	\$ 92	\$ 57
\$ 202	\$ 214	\$ 222	\$ 239	\$ 254	\$ 274	\$ 316	\$ 353	\$ 393	\$ 472	\$ 61	\$ 38

INFORMATION

C.O.M. Requirements

C.O.M. yardage requirements listed above are based on plain goods 54" wide. If less than 54" wide or fabrics requiring matching (stripes, plaids, prints, large patterns), additional yardage will be needed. Consult C.O.M. matrix on the Ordering C.O.M. and C.O.L. page for additional yardage needed. For C.O.M. fabric sent to KI-High Point on multiple rolls, add an additional yard of fabric per roll to the yardage requirements.

C.O.L. Requirements

Figure 18 sq. ft. of leather (C.O.L.) for each yard shown (i.e., 4.75 x 18 = 85.5 sq. ft.).

Contrasting Upholstery

When contrasting fabric is chosen, price at highest in-grade.

SPECIAL SERVICES

Special Carton Marking

With specially marked information N/C

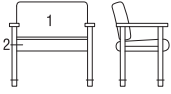
Shipping

Shipped **assembled unless replacement parts which ship k.d. freight prepaid High Point, North Carolina 27263** factory. Freight class #250.

Specifications and prices are subject to change without prior notice.

Briar®

Bariatric

MODEL	Features	COM	MODEL NUMBER						
			Basic Model	Non-Contrast or Fabric Contrast 1	Fabric Contrast 2	Wood Finish	Arm Cap	Fire Code	Moisture Barrier
 <p>Bariatric Chair (Open Arm)</p> <ul style="list-style-type: none"> 1 = Back (Fabric Contrast 1) C.O.M. = 1.5 yd 2 = Seat (Fabric Contrast 2) C.O.M. = 1.25 yd 	Non-contrast	2.5 yd	BOCL/NC	<input type="checkbox"/> <input type="checkbox"/> <input type="checkbox"/> <input type="checkbox"/>		<input type="checkbox"/> <input type="checkbox"/> <input type="checkbox"/>	<input type="checkbox"/> <input type="checkbox"/>	<input type="checkbox"/> <input type="checkbox"/> <input type="checkbox"/>	<input type="checkbox"/> <input type="checkbox"/> <input type="checkbox"/>
	Contrast		BOCL/FC	<input type="checkbox"/> <input type="checkbox"/> <input type="checkbox"/> <input type="checkbox"/>	<input type="checkbox"/> <input type="checkbox"/> <input type="checkbox"/> <input type="checkbox"/>	<input type="checkbox"/> <input type="checkbox"/> <input type="checkbox"/>	<input type="checkbox"/> <input type="checkbox"/>	<input type="checkbox"/> <input type="checkbox"/> <input type="checkbox"/>	<input type="checkbox"/> <input type="checkbox"/> <input type="checkbox"/>

BRBS

A **B** **C** **D** **E** **F** **G**

HOW TO ORDER

Indicate the following information on order form:

- Quantity of each item.
- Model number, including options. See "How To Build a Model Number".
- Any special service required.

Note: • The indicates that a choice is required.

- The absence of the indicates that no choice is required.
- Alpha-numeric characters in place of indicate that no other alternatives are available.

HOW TO BUILD A MODEL NUMBER

- A** Select basic model.
- B** Select non-contrast or fabric contrast 1. Refer to color addendum at ki.com or KI Fabrics & Finishes binder.
- C** Select fabric contrast 2. Refer to color addendum at ki.com or KI Fabrics & Finishes binder.
- D** Select wood finish color. Refer to color addendum at ki.com or KI Fabrics & Finishes binder. For Kensington Maple add upcharge.
- E** Select arm option.

WAC	- Wood (standard)
UAC	- Upholstered (pair); add \$26
PAC	- Black poly (pair); add \$46
- F** Select fire code.

NFR	- Compliance to TB 117-2013
FR	- Compliance to TB 133

See pricing column for TB133 upcharge.

- G** Select moisture barrier.

NMB	- No moisture barrier
MB	- Moisture barrier

 See pricing column for moisture barrier upcharge.

KENSINGTON MAPLE UPCHARGE

Kensington Maple requires extended leadtimes.

Model	
BOCL/NC	\$35
BOCL/FC	\$35



Approx. Packaged Weight	Grade C.O.M.	Grade C	Grade D	Grade E & C.O.L.	Grade F	Grade G	Grade H	Grade I	Grade J	Grade K	Grade L Leather	Grade M Leather	TB133 add to list price	Moisture Barrier add to list price
65.0#	\$ 1515	\$ 1542	\$ 1567	\$ 1598	\$ 1631	\$ 1681	\$ 1721	\$ 1786	\$ 1865	\$ 2017	\$ 2140	\$ 2377	\$ 218	\$ 154
65.0#	1570	1594	1622	1653	1684	1737	1775	1838	1916	2069	2193	2430	218	154

INFORMATION

C.O.M. Requirements

C.O.M. yardage requirements listed above are based on plain goods 54" wide. If less than 54" wide or fabrics requiring matching (stripes, plaids, prints, large patterns), additional yardage will be needed. Consult C.O.M. matrix on the Ordering C.O.M. and C.O.L. page for additional yardage needed. For C.O.M. fabric sent to KI-High Point on multiple rolls, add an additional yard of fabric per roll to the yardage requirements.

C.O.L. Requirements

Figure 18 sq. ft. of leather (C.O.L.) for each yard shown (i.e., 4.75 x 18 = 85.5 sq. ft.).

Contrasting Upholstery

When contrasting fabric is chosen, price at highest in-grade.

Minimum Fabric/Leather Quantity

Minimum order for fabric is 1 yard. Minimum order for leather is 1 hide (approx-

mately 50 sq. ft).

Moisture Barrier

Moisture barrier is applied underneath the fabric cover as a means of protecting the foam. Not available with TB133.

California TB133 Fire Safety Code

The above seating products can be manufactured using the appropriate flame-retardant materials and fabric selections for compliance to California Technical Bulletin 133. Please contact KI customer service for fabric compliance. Not available with moisture barrier

Construction

BARIATRIC UNITS ARE CYCLE TESTED TO EXCEED ANSI/BIFMA STANDARDS TO SAFELY ACCOMMODATE A PERSON WEIGHING UP TO 750 POUNDS.

Seat frame constructed of welded structural steel. Backs constructed from formed laminated plywood. Cushioning for seats

and backs are multiple densities of polyurethane foam wrapped with 1" high resilient polyurethane foam. Exposed wood for Briar is hardwood. Field recoverable seats and backs.

SPECIAL SERVICES

Special Carton Marking

With specially marked information N/C

Shipping

Shipped assembled unless replacement parts which ship k.d. freight prepaid High Point, North Carolina 27263 factory. Freight class #250.

Specifications and prices are subject to change without prior notice.

Flex™

General Information



Lounge Sleeper



Loveseat Sleeper



Recliner



Patient Chair (Open Arm)



Patient Chair (Closed Arm)

General Dimensions					
Seat width	27-1/2"	56"	21-1/2"	20"	20"
Seat depth	20"	20"	20"	19"	19"
Seat height	17"	17"	19-1/2"	18"	18"
Arm height	28"	28"	24-1/2"	24"	24"
Sleep surface width	27-1/2"	27-1/2" LFS/RFS - 56" DS			
Sleep surface depth	77"	77" LFS/RFS/DS			
Full recline depth	62"				
Overall Dimensions					
Width	33"	61"	26-1/4"	23-1/2"	23-1/2"
Depth	37-1/2"	37-1/2"	33-1/2"	30-1/2"	30-1/2"
Height	33-1/2"	33-1/2"	45"	41-1/2"	41-1/2"
Depth in sleep position	82"	82"			

SPECIFICATIONS

Complimentary Furniture

The following lounge collections offer complimentary furniture that creates continuity and a cohesive look throughout a facility. These complimentary pieces can be found in other sections of the KI price list.

FLEX™ HEALTHCARE SEATING - Flex™ Multiple Seating, Flex™ Occasional Tables, LaResta® Day Bed (FSD/FL)

UPHOLSTERY INFORMATION

C.O.M. Fabric

For C.O.M. fabric sent to KI-High Point on multiple rolls, add an additional yard of fabric per roll to the yardage requirements. Multiple rolls have shorter pieces of fabric on them and do not allow nesting and stacking of the fabric to achieve the best yield as is done with one large roll. This results in yardage shortages and requests for additional fabric from the client, which can hold up

the order. For each roll that is sent, one yard needs to be added and needs to be added to one of the rolls, not separately.

Fabric Disclaimer

Fabric will be applied as swatched by the fabric manufacturer. Fabric that is required to be applied differently than is swatched will need a Special Cost Request written specifying the direction the fabric is to be applied. The posted standard lead time will apply to the Special Cost Request.

FINISH INFORMATION

SPECIAL FINISH MATCHES

KI can match special finish requests at an upcharge of \$64 List per item, up to 12 or a maximum charge of \$771 List per order per color. Special finish requests must be sent to your KI customer service representative.

Upon receipt from KI, the finishing department will prepare a "strike-off" which will be sent to the customer for approval.

The approval form accompanying the strike-off should be faxed to your KI customer service representative. Upon receipt of the signed approval form, KI will proceed with the order. Disapproved samples may be sent back to KI directly with an explanation of disapproval. A Special Finish Number (SFN) will be assigned to this finish sample for future reference or reorders



Motion Patient Chair (Open Arm)



Patient Chair Ottoman



Bariatric Chair (Open Arm)



Glider (Closed Arm)


General Dimensions				
Seat width	21"		30"	20-1/4"
Seat depth	19-3/4"		20-3/4"	19"
Seat height	18"		19"	18"
Arm height	24"		25-1/2"	25"
Minumum glide range				7"
Minumum distance from wall				8"
Overall Dimensions				
Width	24-1/2"	18-1/2"	33-1/2"	24-1/2"
Depth	29-3/4"	20"	29"	30-1/2"
Height	42-3/4"	17-1/2" front - 12-1/2" rear	34-1/2"	38-1/2"

INFORMATION

Warranty

Refer to KI Terms & Conditions document or visit ki.com

Flex™ Sleeper

Features	COM	MODEL NUMBER									
		Basic Model	Non-Contrast or Fabric Contrast 1	Fabric Contrast 2	Pull Color	Wood Finish	Casters	Arm Cap	Fire Code	Moisture Barrier	
	Non-contrast	8.5 yd	FLS2/NC	□□□□		□□□	□□□	□□□□	□□□	□□□	□□□
	Contrast		FLS2/FC	□□□□	□□□□	□□□	□□□	□□□□	□□□	□□□	□□□
FLLS Lounge Sleeper <ul style="list-style-type: none"> 1 = Seat and back/sleep surface (Fabric Contrast 1) C.O.M. = 3.75 yd 2 = Arms and frame (Fabric Contrast 2) C.O.M. = 4.75 yd 											
FLRP Lounge Sleeper Replacement Arm Panels, Seat & Back Cushions <ul style="list-style-type: none"> 1 = Seat and back/sleep surface (Fabric Contrast 1) C.O.M. = 3.75 yd 2 = Arm panels (Fabric Contrast 2) C.O.M. = 3.5 yd (1.75 yd each arm) 	Non-contrast	7.25 yd	FLS2C/NC	□□□□					□□□	□□□	
	Contrast		FLS2C/FC	□□□□	□□□□				□□□	□□□	
A B C D E F G H I											

HOW TO ORDER

Indicate the following information on order form:

- Quantity of each item.
- Model number, including options. See "How To Build a Model Number".
- Any special service required.

Note: • The □ indicates that a choice is required.

- The absence of the □ indicates that no choice is required.
- Alpha-numeric characters in place of □ indicate that no other alternatives are available.

HOW TO BUILD A MODEL NUMBER

- A** Select basic model.
- B** Select non-contrast or fabric contrast 1. Refer to color addendum at ki.com or KI Fabrics & Finishes binder.
- C** Select fabric contrast 2. Refer to color addendum at ki.com or KI Fabrics & Finishes binder.
- D** Select pull handle color. Refer to color addendum at ki.com or KI Fabrics & Finishes binder.
- E** Select wood finish color. Refer to color addendum at ki.com or KI Fabrics & Finishes binder. For Kensington Maple add upcharge.
- F** Select casters.
 - NCST** - No casters (standard)
 - FRCST** - Front fixed - rear lock/swivel; add \$129

- G** Select armcaps.
 - WAC** - Wood armcaps (pair)
 - UAC** - Upholstered (pair); add \$129. Armcap upholstery matches seat & back fabric (C.O.M. = 1 yd per pair).
- H** Select fire code.
 - NFR** - Compliance to TB 117-2013
 - FR** - Compliance to TB 133. See pricing column for TB133 upcharge.
- I** Select moisture barrier.
 - NMB** - No moisture barrier
 - MB** - Moisture barrier. See pricing column for moisture barrier upcharge.



Approx. Packaged Weight	Grade C.O.M.	Grade C	Grade D	Grade E & C.O.L.	Grade F	Grade G	Grade H	Grade I	Grade J	Grade K	Grade L Leather	Grade M Leather	TB133 add to list price	Moisture Barrier add to list price
155.0#	\$ 2842	\$ 2901	\$ 3006	\$ 3127	\$ 3345	\$ 3375	\$ 3539	\$ 3746	\$ 4154	\$ 4567	\$ 4977	\$ 5801	\$ 365	\$ 129
155.0#	2894	2956	3059	3180	3399	3428	3593	3800	4210	4620	5030	5853	365	129
25.0#	\$ 1171	\$ 1226	\$ 1316	\$ 1424	\$ 1497	\$ 1640	\$ 1786	\$ 1966	\$ 2329	\$ 2688	\$ 3050	\$ 3772	\$ 134	\$ 201
25.0#	1225	1280	1370	1477	1551	1696	1838	2021	2382	2744	3102	3825	134	201

KENSINGTON MAPLE UPCHARGE

Kensington Maple requires extended leadtimes.

Model	
FLS2/NC	\$87
FLS2/FC	\$87
FLSS/LFS/NC	\$87
FLSS/RFS/NC	\$87
FLSS/DS/NC	\$87
FLSS/LFS/FC	\$87
FLSS/RFS/FC	\$87
FLSS/DS/FC	\$87

INFORMATION

C.O.M. Requirements

C.O.M. yardage requirements listed above are based on plain goods 54" wide. If less than 54" wide or fabrics requiring matching (stripes, plaids, prints, large patterns), additional yardage will be needed. Consult C.O.M. matrix on the Ordering C.O.M. and C.O.L. page for additional yardage needed. For C.O.M. fabric sent to KI-High Point on multiple rolls, add an additional yard of fabric per roll to the yardage requirements.

C.O.L. Requirements

Figure 18 sq. ft. of leather (C.O.L.) for each yard shown (i.e., 4.75 x 18 = 85.5 sq. ft.).

Contrasting Upholstery

When contrasting fabric is chosen, price at highest in-grade.

Minimum Fabric/Leather Quantity

Minimum order for fabric is 1 yard. Minimum order for leather is 1 hide (approx-

mately 50 sq. ft.).

Moisture Barrier

Moisture barrier is applied underneath the fabric cover as a means of protecting the foam. Not available with TB133.

California TB133 Fire Safety Code

The above seating products can be manufactured using the appropriate flame-retardant materials and fabric selections for compliance to California Technical Bulletin 133. Please contact KI customer service for fabric compliance. Not available with moisture barrier.

Construction

Seat and back frame constructed of welded structural steel. Back frame constructed of kiln-dried hardwood and laminated plywood. Arms constructed of kiln-dried hardwood. Cushions are multiple densities of polyurethane foam. Storage compartments constructed of laminated plywood, black paint standard.

SPECIAL SERVICES

Special Carton Marking

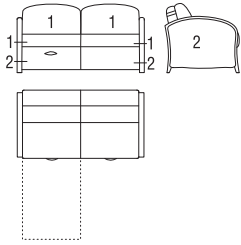
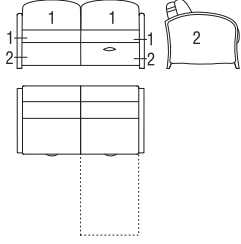
With specially marked information N/C

Shipping

Shipped assembled freight prepaid f.o.b. High Point, North Carolina 27263 factory. Freight class #125.

Specifications and prices are subject to change without prior notice.

Flex™ Sleeper

Features	COM	MODEL NUMBER									Approx. Packaged Weight	
		Basic Model	Non-Contrast or Fabric Contrast 1	Fabric Contrast 2	Pull Color	Wood Finish	Arm Cap	Fire Code	Moisture Barrier			
	Non-contrast	13.5 yd	FLSS/LFS/NC	<input type="checkbox"/> <input type="checkbox"/> <input type="checkbox"/> <input type="checkbox"/>		<input type="checkbox"/> <input type="checkbox"/> <input type="checkbox"/> <input type="checkbox"/>	<input type="checkbox"/> <input type="checkbox"/>	<input type="checkbox"/> <input type="checkbox"/>	<input type="checkbox"/> <input type="checkbox"/>	<input type="checkbox"/> <input type="checkbox"/>	<input type="checkbox"/> <input type="checkbox"/>	220.0#
	Contrast		FLSS/LFS/FC	<input type="checkbox"/> <input type="checkbox"/> <input type="checkbox"/> <input type="checkbox"/>	<input type="checkbox"/> <input type="checkbox"/> <input type="checkbox"/> <input type="checkbox"/>	<input type="checkbox"/> <input type="checkbox"/> <input type="checkbox"/> <input type="checkbox"/>	<input type="checkbox"/> <input type="checkbox"/>	<input type="checkbox"/> <input type="checkbox"/>	<input type="checkbox"/> <input type="checkbox"/>	<input type="checkbox"/> <input type="checkbox"/>	<input type="checkbox"/> <input type="checkbox"/>	220.0#
<p>FLLS Loveseat Sleeper - LFS (Open, Left Side Facing)</p> <ul style="list-style-type: none"> 1 = Seat and back/sleep surface (Fabric Contrast 1) C.O.M. = 7.5 yd 2 = Arms and frame (Fabric Contrast 2) C.O.M. = 6.75 yd 												
	Non-contrast	13.5 yd	FLSS/RFS/NC	<input type="checkbox"/> <input type="checkbox"/> <input type="checkbox"/> <input type="checkbox"/>		<input type="checkbox"/> <input type="checkbox"/> <input type="checkbox"/> <input type="checkbox"/>	<input type="checkbox"/> <input type="checkbox"/>	<input type="checkbox"/> <input type="checkbox"/>	<input type="checkbox"/> <input type="checkbox"/>	<input type="checkbox"/> <input type="checkbox"/>	<input type="checkbox"/> <input type="checkbox"/>	220.0#
	Contrast		FLSS/RFS/FC	<input type="checkbox"/> <input type="checkbox"/> <input type="checkbox"/> <input type="checkbox"/>	<input type="checkbox"/> <input type="checkbox"/> <input type="checkbox"/> <input type="checkbox"/>	<input type="checkbox"/> <input type="checkbox"/> <input type="checkbox"/> <input type="checkbox"/>	<input type="checkbox"/> <input type="checkbox"/>	<input type="checkbox"/> <input type="checkbox"/>	<input type="checkbox"/> <input type="checkbox"/>	<input type="checkbox"/> <input type="checkbox"/>	<input type="checkbox"/> <input type="checkbox"/>	220.0#
<p>FLLS Loveseat Sleeper - RFS (Open, Right Side Facing)</p> <ul style="list-style-type: none"> 1 = Seat and back/sleep surface (Fabric Contrast 1) C.O.M. = 7.5 yd 2 = Arms and frame (Fabric Contrast 2) C.O.M. = 6.75 yd 												
			A	B	C	D	E	F	G	H		

HOW TO ORDER

Indicate the following information on order form:

- Quantity of each item.
- Model number, including options. See "How To Build a Model Number".
- Any special service required.

Note: • The indicates that a choice is required.

- The absence of the indicates that no choice is required.
- Alpha-numeric characters in place of indicate that no other alternatives are available.

HOW TO BUILD A MODEL NUMBER

- A** Select basic model.
- B** Select non-contrast or fabric contrast 1. Refer to color addendum at ki.com or KI Fabrics & Finishes binder.
- C** Select fabric contrast 2. Refer to color addendum at ki.com or KI Fabrics & Finishes binder.
- D** Select pull handle color. Refer to color addendum at ki.com or KI Fabrics & Finishes binder.
- E** Select wood finish color. Refer to color addendum at ki.com or KI Fabrics & Finishes binder. For Kensington Maple add upcharge.
- F** Select armcaps.
 - WAC** - Wood armcaps (pair)
 - UAC** - Upholstered (pair); add \$129
 Armcap upholstery matches seat & back

fabric (C.O.M. = 1 yd per pair).

- G** Select fire code.
 - NFR** - Compliance to TB 117-2013
 - FR** - Compliance to TB 133
 See pricing column for TB133 upcharge.
- H** Select moisture barrier.
 - NMB** - No moisture barrier
 - MB** - Moisture barrier
 See pricing column for moisture barrier upcharge.

KENSINGTON MAPLE UPCHARGE

Kensington Maple requires extended leadtimes.

Model	
FLS2/NC	\$87
FLS2/FC	\$87
FLSS/LFS/NC	\$87
FLSS/RFS/NC	\$87
FLSS/DS/NC	\$87
FLSS/LFS/FC	\$87
FLSS/RFS/FC	\$87
FLSS/DS/FC	\$87



Grade C.O.M.	Grade C	Grade D	Grade E & C.O.L.	Grade F	Grade G	Grade H	Grade I	Grade J	Grade K	Grade L Leather	Grade M Leather	TB133 add to list price	Moisture Barrier add to list price
\$ 4706	\$ 4803	\$ 4964	\$ 5159	\$ 5288	\$ 5549	\$ 5807	\$ 6131	\$ 6777	\$ 7427	\$ 8072	\$ 9377	\$ 479	\$ 289
4786	4884	5045	5239	5369	5630	5887	6211	6857	7505	8152	9457	479	289

\$ 4706	\$ 4803	\$ 4964	\$ 5159	\$ 5288	\$ 5549	\$ 5807	\$ 6131	\$ 6777	\$ 7427	\$ 8072	\$ 9377	\$ 479	\$ 289
4786	4884	5045	5239	5369	5630	5887	6211	6857	7505	8152	9457	479	289

INFORMATION

C.O.M. Requirements

C.O.M. yardage requirements listed above are based on plain goods 54" wide. If less than 54" wide or fabrics requiring matching (stripes, plaids, prints, large patterns), additional yardage will be needed. Consult C.O.M. matrix on the Ordering C.O.M. and C.O.L. page for additional yardage needed. For C.O.M. fabric sent to KI-High Point on multiple rolls, add an additional yard of fabric per roll to the yardage requirements.

C.O.L. Requirements

Figure 18 sq. ft. of leather (C.O.L.) for each yard shown (i.e., 4.75 x 18 = 85.5 sq. ft.).

Contrasting Upholstery

When contrasting fabric is chosen, price at highest in-grade.

Minimum Fabric/Leather Quantity

Minimum order for fabric is 1 yard. Minimum order for leather is 1 hide (approx-

mately 50 sq. ft).

Moisture Barrier

Moisture barrier is applied underneath the fabric cover as a means of protecting the foam. Not available with TB133.

California TB133 Fire Safety Code

The above seating products can be manufactured using the appropriate flame-retardant materials and fabric selections for compliance to California Technical Bulletin 133. Please contact KI customer service for fabric compliance. Not available with moisture barrier.

Construction

Seat and back frame constructed of welded structural steel. Back frame constructed of kiln-dried hardwood and laminated plywood. Arms constructed of kiln-dried hardwood. Cushions are multiple densities of polyurethane foam. Storage compartments constructed of laminated plywood, black paint standard.

Options

Castors are NOT available on FLSS loveseat sleeper.

SPECIAL SERVICES

Special Carton Marking

With specially marked information N/C

Shipping

Shipped **assembled freight prepaid f.o.b. High Point, North Carolina 27263** factory. Freight class #125.

Specifications and prices are subject to change without prior notice.



Grade C.O.M.	Grade C	Grade D	Grade E & C.O.L.	Grade F	Grade G	Grade H	Grade I	Grade J	Grade K	Grade L Leather	Grade M Leather	TB133 add to list price	Moisture Barrier add to list price
\$ 6003	\$ 6099	\$ 6260	\$ 6454	\$ 6584	\$ 6845	\$ 7102	\$ 7427	\$ 8074	\$ 8723	\$ 9368	\$ 10672	\$ 479	\$ 289
6082	6178	6339	6535	6664	6926	7183	7505	8154	8804	9448	10754	479	289

INFORMATION

C.O.M. Requirements

C.O.M. yardage requirements listed above are based on plain goods 54" wide. If less than 54" wide or fabrics requiring matching (stripes, plaids, prints, large patterns), additional yardage will be needed. Consult C.O.M. matrix on the Ordering C.O.M. and C.O.L. page for additional yardage needed. For C.O.M. fabric sent to KI-High Point on multiple rolls, add an additional yard of fabric per roll to the yardage requirements.

C.O.L. Requirements

Figure 18 sq. ft. of leather (C.O.L.) for each yard shown (i.e., 4.75 x 18 = 85.5 sq. ft.).

Contrasting Upholstery

When contrasting fabric is chosen, price at highest in-grade.

Minimum Fabric/Leather Quantity

Minimum order for fabric is 1 yard. Minimum order for leather is 1 hide (approx-

mately 50 sq. ft).

Moisture Barrier

Moisture barrier is applied underneath the fabric cover as a means of protecting the foam. Not available with TB133.

California TB133 Fire Safety Code

The above seating products can be manufactured using the appropriate flame-retardant materials and fabric selections for compliance to California Technical Bulletin 133. Please contact KI customer service for fabric compliance. Not available with moisture barrier.

Construction

Seat and back frame constructed of welded structural steel. Back frame constructed of kiln-dried hardwood and laminated plywood. Arms constructed of kiln-dried hardwood. Cushions are multiple densities of polyurethane foam. Storage compartments constructed of laminated plywood, black paint standard.

Options

Casters are NOT available on FLSS loveseat sleeper.

SPECIAL SERVICES

Special Carton Marking

With specially marked information N/C

Shipping

Shipped **assembled freight prepaid f.o.b. High Point, North Carolina 27263** factory. Freight class #125.

Specifications and prices are subject to change without prior notice.

Flex™

Sleeper Replacement Parts

	MODEL	Features	COM	MODEL NUMBER					
				Basic Model	Non-Contrast or Fabric Contrast 1	Fabric Contrast 2	Fire Code	Moisture Barrier	
FLRP	Loveseat Sleeper Replacement Seat & Back Cushions - LFS • Open, left side facing • 1 = Seat and back/sleep surface (Fabric Contrast 1) C.O.M. = 3.75 yd • 2 = Arms panels (Fabric Contrast 2) C.O.M. = 3.5 yd (1.75 yd each arm)	Non-contrast	6.25 yd	FLSSC/LFS/NC	□□□□		□□□	□□□	
		Contrast		FLSSC/LFS/FC	□□□□	□□□□	□□□	□□□	
FLRP	Loveseat Sleeper Replacement Seat & Back Cushions - RFS • Open, right side facing • 1 = Seat and back/sleep surface (Fabric Contrast 1) C.O.M. = 3.75 yd • 2 = Arms panels (Fabric Contrast 2) C.O.M. = 3.5 yd (1.75 yd each arm)	Non-contrast	6.25 yd	FLSSC/RFS/NC	□□□□		□□□	□□□	
		Contrast		FLSSC/RFS/FC	□□□□	□□□□	□□□	□□□	
FLRP	Loveseat Sleeper Replacement Seat & Back Cushions - DS • Open, both sides facing • 1 = Seat and back/sleep surface (Fabric Contrast 1) C.O.M. = 6.5 yd • 2 = Arms panels (Fabric Contrast 2) C.O.M. = 3.5 yd (1.75 yd each arm)	Non-contrast	9.25 yd	FLSSC/DS/NC	□□□□		□□□	□□□	
		Contrast		FLSSC/DS/FC	□□□□	□□□□	□□□	□□□	
HRDPT	Replacement Med Caster Kit Includes: • (2) Med caster locking casters • (2) Med caster non-locking casters • (8) Hex nuts, (4) lock washers • (1) Small tube of Loc-Tite			RETRO.MEDCASTER					
					A	B	C	D	E

HOW TO ORDER

Indicate the following information on order form:

- Quantity of each item.
- Model number, including options. See "How To Build a Model Number".
- Any special service required.

Note: • The indicates that a choice is required.

- The absence of the indicates that no choice is required.
- Alpha-numeric characters in place of indicate that no other alternatives are available.

HOW TO BUILD A MODEL NUMBER

- A** Select basic model.
- B** Select non-contrast or fabric contrast 1.
Refer to color addendum at ki.com or KI Fabrics & Finishes binder.
- C** Select fabric contrast 2.
Refer to color addendum at ki.com or KI Fabrics & Finishes binder.
- D** Select fire code.
NFR - Compliance to TB 117-2013
FR - Compliance to TB 133
See pricing column for TB133 upcharge.
- E** Select moisture barrier.
NMB - No moisture barrier
MB - Moisture barrier
See pricing column for moisture barrier upcharge.

INFORMATION

C.O.M. Requirements

C.O.M. yardage requirements listed above are based on plain goods 54" wide. If less than 54" wide or fabrics requiring matching (stripes, plaids, prints, large patterns), additional yardage will be needed. Consult C.O.M. matrix on the Ordering C.O.M. and C.O.L. page for additional yardage needed. For C.O.M. fabric sent to KI-High Point on multiple rolls, add an additional yard of fabric per roll to the yardage requirements.

C.O.L. Requirements

Figure 18 sq. ft. of leather (C.O.L.) for each yard shown (i.e., 4.75 x 18 = 85.5 sq. ft.).

Moisture Barrier

Moisture barrier is applied underneath the fabric cover as a means of protecting the foam. Not available with TB133.

California TB133 Fire Safety Code

The above seating products can be



Approx. Packaged Weight	<attrib a="167" l="10"	Grade C.O.M.	Grade C	Grade D	Grade E & C.O.L.	Grade F	Grade G	Grade H	Grade I	Grade J	Grade K	Grade L Leather	Grade M Leather	TB133 add to list price	Moisture Barrier add to list price
25.0#	N/A	\$ 1171	\$ 1226	\$ 1316	\$ 1424	\$ 1497	\$ 1640	\$ 1786	\$ 1966	\$ 2329	\$ 2688	\$ 3050	\$ 3772	\$ 134	\$ 201
25.0#	N/A	1253	1307	1395	1505	1578	1721	1867	2047	2408	2769	3129	3852	134	201
25.0#	N/A	\$ 1171	\$ 1226	\$ 1316	\$ 1424	\$ 1497	\$ 1640	\$ 1786	\$ 1966	\$ 2329	\$ 2688	\$ 3050	\$ 3772	\$ 134	\$ 201
25.0#	N/A	1253	1307	1395	1505	1578	1721	1867	2047	2408	2769	3129	3852	134	201
50.0#	N/A	\$ 1645	\$ 1715	\$ 1830	\$ 1962	\$ 2058	\$ 2247	\$ 2427	\$ 2651	\$ 3122	\$ 3579	\$ 4034	\$ 4964	\$ 182	\$ 272
50.0#	N/A	1723	1794	1909	2044	2140	2328	2507	2730	3204	3658	4115	5045	182	272
7.0#	\$ 222													N/A	N/A

manufactured using the appropriate flame-retardant materials and fabric selections for compliance to California Technical Bulletin 133. Please contact KI customer service for fabric compliance. Not available with moisture barrier

SPECIAL SERVICES

Special Carton Marking

With specially marked information N/C

Shipping

Shipped **k.d. freight prepaid f.o.b. High Point, North Carolina 27263** factory. Freight class #70.

Specifications and prices are subject to change without prior notice.



Approx. Packaged Weight	Grade C.O.M.	Grade C	Grade D	Grade E & C.O.L.	Grade F	Grade G	Grade H	Grade I	Grade J	Grade K	Grade L Leather	Grade M Leather	TB133 add to list price	Moisture Barrier add to list price
150.0#	\$ 2327	\$ 2375	\$ 2466	\$ 2578	\$ 2654	\$ 2807	\$ 2957	\$ 3259	\$ 3626	\$ 4005	\$ 4382	\$ 5134	\$ 295	\$ 129
150.0#	2413	2462	2553	2664	2742	2893	3045	3346	3714	4092	4470	5220	295	129

INFORMATION

Kensington Maple Upcharge

Kensington Maple requires extended lead-times

Model
Flex Recliner w/feet \$75
Flex Recliner w/casters \$87

Options

Additional options may be ordered. Add / XX to the end of the model number and upcharge.

Catheter attachment (specified as facing chair)

/LRCA - Left rear - add \$44
/LFCA - Left front - add \$44
/RRCA - Right rear - add \$44
/RFCA - Right front - add \$44

NOTE: If optional I.V. pole is specified, catheter attachment can not be specified in the same location.

Lateral head supports (C.O.M. = 1.5 yd per

pair)
/HS and \$160

Adjustable pillow (C.O.M. = .75 yd)
/PW and \$171

Head support and/or pillow contrast fabric will match back fabric selection.

C.O.M. Requirements

C.O.M. yardage requirements listed above are based on plain goods 54" wide. If less than 54" wide or fabrics requiring matching (stripes, plaids, prints, large patterns), additional yardage will be needed. Consult C.O.M. matrix on the Ordering C.O.M. and C.O.L. page for additional yardage needed. For C.O.M. fabric sent to KI-High Point on multiple rolls, add an additional yard of fabric per roll to the yardage requirements.

C.O.L. Requirements

Figure 18 sq. ft. of leather (C.O.L.) for each yard shown (i.e., 4.75 x 18 = 85.5 sq. ft.).

Contrasting Upholstery

When contrasting fabric is chosen, price at highest in-grade.

Minimum Fabric/Leather Quantity

Minimum order for fabric is 1 yard. Minimum order for leather is 1 hide (approximately 50 sq. ft.).

California TB133 Fire Safety Code

The above seating products can be manufactured using the appropriate flame-retardant materials and fabric selections for compliance to California Technical Bulletin 133. Please contact KI customer service for fabric compliance. Not available with moisture barrier

Construction

Seat platform constructed of tubular steel and kiln-dried hardwood. Back constructed of kiln-dried hardwood and laminated plywood. Arms constructed of kiln-dried hardwood. Cushioning of multiple densities of polyurethane foam and Dacron fiber

SPECIAL SERVICES

Special Carton Marking

With specially marked information N/C

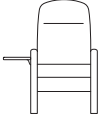

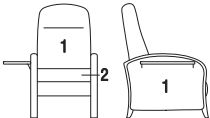
Shipping

Shipped **assembled freight prepaid f.o.b. High Point, North Carolina 27263** factory. Freight class #250.

Specifications and prices are subject to change without prior notice.

Flex™

Recliner

		MODEL NUMBER												
Features	COM	Basic Model	Non-Contrast or Fabric Contrast 1	Fabric Contrast 2	I.V. Pole	Casters	Arm Cap	Mag Rck	Wood Finish	Lam. Color	Fire Code	Moisture Barrier		
 	Left facing	6.25 yd	FR/NC/LFT/LT	<input type="checkbox"/> <input type="checkbox"/> <input type="checkbox"/>		<input type="checkbox"/> <input type="checkbox"/>	<input type="checkbox"/> <input type="checkbox"/>	<input type="checkbox"/> <input type="checkbox"/>	<input type="checkbox"/> <input type="checkbox"/>	<input type="checkbox"/> <input type="checkbox"/>	<input type="checkbox"/> <input type="checkbox"/>	<input type="checkbox"/> <input type="checkbox"/>		
	Right facing	6.25 yd	FR/NC/RFT/LT	<input type="checkbox"/> <input type="checkbox"/> <input type="checkbox"/>		<input type="checkbox"/> <input type="checkbox"/>	<input type="checkbox"/> <input type="checkbox"/>	<input type="checkbox"/> <input type="checkbox"/>	<input type="checkbox"/> <input type="checkbox"/>	<input type="checkbox"/> <input type="checkbox"/>	<input type="checkbox"/> <input type="checkbox"/>	<input type="checkbox"/> <input type="checkbox"/>		
FLRL Recliner (w/ Laminate Side Articulating Tablet) - Non-contrast														
	Left facing		FR/FC/LFT/LT	<input type="checkbox"/> <input type="checkbox"/> <input type="checkbox"/>	<input type="checkbox"/> <input type="checkbox"/> <input type="checkbox"/>	<input type="checkbox"/> <input type="checkbox"/>	<input type="checkbox"/> <input type="checkbox"/>	<input type="checkbox"/> <input type="checkbox"/>	<input type="checkbox"/> <input type="checkbox"/>	<input type="checkbox"/> <input type="checkbox"/>	<input type="checkbox"/> <input type="checkbox"/>	<input type="checkbox"/> <input type="checkbox"/>		
	Right facing		FR/FC/RFT/LT	<input type="checkbox"/> <input type="checkbox"/> <input type="checkbox"/>	<input type="checkbox"/> <input type="checkbox"/> <input type="checkbox"/>	<input type="checkbox"/> <input type="checkbox"/>	<input type="checkbox"/> <input type="checkbox"/>	<input type="checkbox"/> <input type="checkbox"/>	<input type="checkbox"/> <input type="checkbox"/>	<input type="checkbox"/> <input type="checkbox"/>	<input type="checkbox"/> <input type="checkbox"/>	<input type="checkbox"/> <input type="checkbox"/>		
FLRL Recliner (w/ Laminate Side Articulating Tablet) - Contrast														
<ul style="list-style-type: none"> • 1 = Back and arms (Fabric Contrast 1) C.O.M. = 5.25 yd (includes front kick panel below seat and footrest on applicable models) • 2 = Seat (Fabric Contrast 2) C.O.M. = 1.25 yd 														
				A	B	C	D	E	F	G	H	I	J	K

HOW TO ORDER

Indicate the following information on order form:

1. Quantity of each item.
2. Model number, including options. See "How To Build a Model Number".
3. Any special service required.

Note: • The indicates that a choice is required.

- The absence of the indicates that no choice is required.
- Alpha-numeric characters in place of indicate that no other alternatives are available.

HOW TO BUILD A MODEL NUMBER

A Select basic model.

B Select non-contrast or fabric contrast 1.
Refer to color addendum at ki.com or KI Fabrics & Finishes binder.

C Select fabric contrast 2.
Refer to color addendum at ki.com or KI Fabrics & Finishes binder.

D Select I.V. pole (facing).
NS - No pole
LFFIV - Left facing front; add \$289
LRFIV - Left facing rear; add \$289
RFFIV - Right facing front; add \$289
RRFIV - Right facing rear; add \$289
 I.V. Pole front mount ONLY when ordering Lateral Head supports

E Select casters.
NCST - No casters (standard)
SFR - Front swivel, rear locking & push bar; add \$171

F Select armcaps.
NS - Wood (standard)
UAC - Upholstered (pair); add \$96
 Upholstered armcap fabric will match arms fabric selection (Fabric Contrast 1).
 C.O.M. = 1.25 yd

G Select magazine rack.
NMR - No rack
RFM - Right side rack; add \$193
LFM - Left side rack; add \$193
 Magazine rack fabric will match arm fabric selection (Fabric Contrast 1). C.O.M. = .5 yd

H Select wood finish color.
Refer to color addendum at ki.com or KI Fabrics & Finishes binder.
For Kensington Maple add upcharge.

I Select laminate color.
Refer to color addendum at ki.com or KI Fabrics & Finishes binder.

J Select fire code.
NFR - Compliance to TB 117-2013
FR - Compliance to TB 133
 See pricing column for TB133 upcharge.

K Select moisture barrier.
NMB - No moisture barrier
MB - Moisture barrier
 See pricing column for moisture barrier upcharge.



Approx. Packaged Weight	Grade C.O.M.	Grade C	Grade D	Grade E & C.O.L.	Grade F	Grade G	Grade H	Grade I	Grade J	Grade K	Grade L Leather	Grade M Leather	TB133 add to list price	Moisture Barrier add to list price
155.0#	\$ 2581	\$ 2630	\$ 2720	\$ 2832	\$ 2909	\$ 3061	\$ 3212	\$ 3513	\$ 3882	\$ 4261	\$ 4637	\$ 5387	\$ 295	\$ 129
155.0#	2581	2630	2720	2832	2909	3061	3212	3513	3882	4261	4637	5387	295	129
155.0#	\$ 2667	\$ 2717	\$ 2808	\$ 2918	\$ 2997	\$ 3149	\$ 3300	\$ 3601	\$ 3969	\$ 4346	\$ 4724	\$ 5473	\$ 295	\$ 129
155.0#	2667	2717	2808	2918	2997	3149	3300	3601	3969	4346	4724	5473	295	129

INFORMATION

Kensington Maple Upcharge

Kensington Maple requires extended lead-times

Model

Flex Recliner w/feet \$75

Flex Recliner w/casters \$87

Options

Additional options may be ordered. Add /XX to the end of the model number and upcharge.

Catheter attachment (specified as facing chair)

/LRCA - Left rear - add \$44

/LFCA - Left front - add \$44

/RRCA - Right rear - add \$44

/RFCA - Right front - add \$44

NOTE: If optional I.V. pole is specified, catheter attachment can not be specified in the same location.

Lateral head supports (C.O.M. = 1.5 yd per

pair)
/HS and \$160

Adjustable pillow (C.O.M. = .75 yd)
/PW and \$171

Head support and/or pillow contrast fabric will match back fabric selection.

C.O.M. Requirements

C.O.M. yardage requirements listed above are based on plain goods 54" wide. If less than 54" wide or fabrics requiring matching (stripes, plaids, prints, large patterns), additional yardage will be needed. Consult C.O.M. matrix on the Ordering C.O.M. and C.O.L. page for additional yardage needed. For C.O.M. fabric sent to KI-High Point on multiple rolls, add an additional yard of fabric per roll to the yardage requirements.

C.O.L. Requirements

Figure 18 sq. ft. of leather (C.O.L.) for each yard shown (i.e., 4.75 x 18 = 85.5 sq. ft.).

Contrasting Upholstery

When contrasting fabric is chosen, price at highest in-grade.

Minimum Fabric/Leather Quantity

Minimum order for fabric is 1 yard. Minimum order for leather is 1 hide (approximately 50 sq. ft.).

California TB133 Fire Safety Code

The above seating products can be manufactured using the appropriate flame-retardant materials and fabric selections for compliance to California Technical Bulletin 133. Please contact KI customer service for fabric compliance. Not available with moisture barrier

Construction

Seat platform constructed of tubular steel and kiln-dried hardwood. Back constructed of kiln-dried hardwood and laminated plywood. Arms constructed of kiln-dried hardwood. Cushioning of multiple densities of polyurethane foam and Dacron fiber

SPECIAL SERVICES

Special Carton Marking


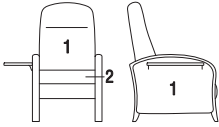
With specially marked information N/C

Shipping

Shipped **assembled freight prepaid f.o.b. High Point, North Carolina 27263** factory. Freight class #250.

Specifications and prices are subject to change without prior notice.

Flex™ Recliner

		MODEL NUMBER										
Features	COM	Basic Model	Non-Contrast or Fabric Contrast 1	Fabric Contrast 2	I.V. Pole	Casters	Arm Cap	Mag Rack	Wood Finish	Veneer Color	Fire Code	Moisture Barrier
	Left facing	6.25 yd	FR/NC/LFT/VT	<input type="checkbox"/> <input type="checkbox"/> <input type="checkbox"/>		<input type="checkbox"/> <input type="checkbox"/>	<input type="checkbox"/> <input type="checkbox"/>	<input type="checkbox"/> <input type="checkbox"/>	<input type="checkbox"/> <input type="checkbox"/>	<input type="checkbox"/> <input type="checkbox"/>	<input type="checkbox"/> <input type="checkbox"/>	<input type="checkbox"/> <input type="checkbox"/>
	Right facing	6.25 yd	FR/NC/RFT/VT	<input type="checkbox"/> <input type="checkbox"/> <input type="checkbox"/>		<input type="checkbox"/> <input type="checkbox"/>	<input type="checkbox"/> <input type="checkbox"/>	<input type="checkbox"/> <input type="checkbox"/>	<input type="checkbox"/> <input type="checkbox"/>	<input type="checkbox"/> <input type="checkbox"/>	<input type="checkbox"/> <input type="checkbox"/>	<input type="checkbox"/> <input type="checkbox"/>
		Left facing	FR/FC/LFT/VT	<input type="checkbox"/> <input type="checkbox"/> <input type="checkbox"/>	<input type="checkbox"/> <input type="checkbox"/> <input type="checkbox"/>	<input type="checkbox"/> <input type="checkbox"/>	<input type="checkbox"/> <input type="checkbox"/>	<input type="checkbox"/> <input type="checkbox"/>	<input type="checkbox"/> <input type="checkbox"/>	<input type="checkbox"/> <input type="checkbox"/>	<input type="checkbox"/> <input type="checkbox"/>	<input type="checkbox"/> <input type="checkbox"/>
		Right facing	FR/FC/RFT/VT	<input type="checkbox"/> <input type="checkbox"/> <input type="checkbox"/>	<input type="checkbox"/> <input type="checkbox"/> <input type="checkbox"/>	<input type="checkbox"/> <input type="checkbox"/>	<input type="checkbox"/> <input type="checkbox"/>	<input type="checkbox"/> <input type="checkbox"/>	<input type="checkbox"/> <input type="checkbox"/>	<input type="checkbox"/> <input type="checkbox"/>	<input type="checkbox"/> <input type="checkbox"/>	<input type="checkbox"/> <input type="checkbox"/>

A
B
C
D
E
F
G
H
I
J
K

FLRL
Recliner (w/ Veneer Side Articulating Tablet) - Non-contrast

FLRL
Recliner (w/ Veneer Side Articulating Tablet) - Contrast

- 1 = Back and arms (Fabric Contrast 1) C.O.M. = 5.25 yd (includes front kick panel below seat and footrest on applicable models)
- 2 = Seat (Fabric Contrast 2) C.O.M. = 1.25 yd

HOW TO ORDER

Indicate the following information on order form:

- Quantity of each item.
- Model number, including options. See "How To Build a Model Number".
- Any special service required.

Note: • The indicates that a choice is required.

- The absence of the indicates that no choice is required.
- Alpha-numeric characters in place of indicate that no other alternatives are available.

HOW TO BUILD A MODEL NUMBER

A Select basic model.

B Select non-contrast or fabric contrast 1. Refer to color addendum at ki.com or KI Fabrics & Finishes binder.

C Select fabric contrast 2. Refer to color addendum at ki.com or KI Fabrics & Finishes binder.

D Select I.V. pole (facing).
NS - No pole
LFFIV - Left facing front; add \$289
LRFIV - Left facing rear; add \$289
RFFIV - Right facing front; add \$289
RRFIV - Right facing rear; add \$289
 I.V. Pole front mount ONLY when ordering Lateral Head supports

E Select casters.
NCST - No casters (standard)
SFR - Front swivel, rear locking & push bar; add \$171

F Select armcaps.
NS - Wood (standard)
UAC - Upholstered (pair); add \$96
 Upholstered armcap fabric will match arms fabric selection (Fabric Contrast 1). C.O.M. = 1.25 yd

G Select magazine rack.
NMR - No rack
LFM - Left side rack; add \$193
RFM - Right side rack; add \$193
 Magazine rack fabric will match arm fabric selection (Fabric Contrast 1). C.O.M. = .5 yd

H Select wood finish color. Refer to color addendum at ki.com or KI Fabrics & Finishes binder. For Kensington Maple add upcharge.

I Select veneer color. Refer to color addendum at ki.com or KI Fabrics & Finishes binder.

J Select fire code.
NFR - Compliance to TB 117-2013
FR - Compliance to TB 133
 See pricing column for TB133 upcharge.

K Select moisture barrier.
NMB - No moisture barrier
MB - Moisture barrier
 See pricing column for moisture barrier upcharge.



Approx. Packaged Weight	Grade C.O.M.	Grade C	Grade D	Grade E & C.O.L.	Grade F	Grade G	Grade H	Grade I	Grade J	Grade K	Grade L Leather	Grade M Leather	TB133 add to list price	Moisture Barrier add to list price
155.0#	\$ 2581	\$ 2630	\$ 2720	\$ 2832	\$ 2909	\$ 3061	\$ 3212	\$ 3513	\$ 3882	\$ 4261	\$ 4637	\$ 5387	\$ 295	\$ 129
155.0#	2581	2630	2720	2832	2909	3061	3212	3513	3882	4261	4637	5387	295	129
155.0#	\$ 2667	\$ 2717	\$ 2808	\$ 2918	\$ 2997	\$ 3149	\$ 3300	\$ 3601	\$ 3969	\$ 4346	\$ 4724	\$ 5473	\$ 295	\$ 129
155.0#	2667	2717	2808	2918	2997	3149	3300	3601	3969	4346	4724	5473	295	129

INFORMATION

Kensington Maple Upcharge

Kensington Maple requires extended lead-times
Model
Flex Recliner w/feet \$75
Flex Recliner w/casters \$87

Options

Additional options may be ordered. Add /XX to the end of the model number and upcharge.

Catheter attachment (specified as facing chair)

- /LRCA - Left rear - add \$44
- /LFCA - Left front - add \$44
- /RRCA - Right rear - add \$44
- /RFCA - Right front - add \$44

NOTE: If optional I.V. pole is specified, catheter attachment can not be specified in the same location.

Lateral head supports (C.O.M. = 1.5 yd per

pair)
/HS and \$160

Adjustable pillow (C.O.M. = .75 yd)
/PW and \$171

Head support and/or pillow contrast fabric will match back fabric selection.

C.O.M. Requirements

C.O.M. yardage requirements listed above are based on plain goods 54" wide. If less than 54" wide or fabrics requiring matching (stripes, plaids, prints, large patterns), additional yardage will be needed. Consult C.O.M. matrix on the Ordering C.O.M. and C.O.L. page for additional yardage needed. For C.O.M. fabric sent to KI-High Point on multiple rolls, add an additional yard of fabric per roll to the yardage requirements.

C.O.L. Requirements

Figure 18 sq. ft. of leather (C.O.L.) for each yard shown (i.e., 4.75 x 18 = 85.5 sq. ft.).

Contrasting Upholstery

When contrasting fabric is chosen, price at highest in-grade.

Minimum Fabric/Leather Quantity

Minimum order for fabric is 1 yard. Minimum order for leather is 1 hide (approximately 50 sq. ft.).

California TB133 Fire Safety Code

The above seating products can be manufactured using the appropriate flame-retardant materials and fabric selections for compliance to California Technical Bulletin 133. Please contact KI customer service for fabric compliance. Not available with moisture barrier

Construction

Seat platform constructed of tubular steel and kiln-dried hardwood. Back constructed of kiln-dried hardwood and laminated plywood. Arms constructed of kiln-dried hardwood. Cushioning of multiple densities of polyurethane foam and Dacron fiber

SPECIAL SERVICES

Special Carton Marking

With specially marked information N/C

Shipping

Shipped **assembled freight prepaid f.o.b. High Point, North Carolina 27263** factory. Freight class #250.

Specifications and prices are subject to change without prior notice.

Flex™

Recliner Replacement Parts

	MODEL	COM	MODEL NUMBER				Approx. Packaged Weight	Delivered Pricing
			Basic Model	Non-Contrast or Fabric Contrast 1	Fire Code	Moisture Barrier		
FLRP	Replacement Cover Set	6.75 yd	FRC	<input type="checkbox"/> <input type="checkbox"/> <input type="checkbox"/> <input type="checkbox"/>	<input type="checkbox"/> <input type="checkbox"/>	<input type="checkbox"/> <input type="checkbox"/>	5.0#	N/A
FLRP	Replacement Head Support Covers	.75 yd	FRHS	<input type="checkbox"/> <input type="checkbox"/> <input type="checkbox"/> <input type="checkbox"/>	<input type="checkbox"/> <input type="checkbox"/>	<input type="checkbox"/> <input type="checkbox"/>	1.0#	N/A
HRDPT	Replacement Med Caster Kit Includes: • (2) Med caster locking casters • (2) Med caster non-locking casters • (8) Hex nuts, (4) lock washers • (1) Small tube of Loc-Tite		RETRO.MEDCASTER				7.0#	\$ 222
			A	B	C	D		

HOW TO ORDER

Indicate the following information on order form:

- Quantity of each item.
- Model number, including options. See "How To Build a Model Number".
- Any special service required.

Note: • The indicates that a choice is required.

- The absence of the indicates that no choice is required.
- Alpha-numeric characters in place of indicate that no other alternatives are available.

HOW TO BUILD A MODEL NUMBER

- A** Select basic model.
- B** Select non-contrast or fabric contrast 1.
Refer to color addendum at ki.com or KI Fabrics & Finishes binder.
- C** Select fire code.
NFR - Compliance to TB 117-2013
FR - Compliance to TB 133
 See pricing column for TB133 upcharge.
- D** Select moisture barrier.
NMB - No moisture barrier
MB - Moisture barrier
 See pricing column for moisture barrier upcharge.

INFORMATION

C.O.M. Requirements

C.O.M. yardage requirements listed above are based on plain goods 54" wide. If less than 54" wide or fabrics requiring matching (stripes, plaids, prints, large patterns), additional yardage will be needed. Consult C.O.M. matrix on the Ordering C.O.M. and C.O.L. page for additional yardage needed. For C.O.M. fabric sent to KI-High Point on multiple rolls, add an additional yard of fabric per roll to the yardage requirements.

C.O.L. Requirements

Figure 18 sq. ft. of leather (C.O.L.) for each yard shown (i.e., 4.75 x 18 = 85.5 sq. ft.).

Contrasting Upholstery

When contrasting fabric is chosen, price at highest in-grade.

California TB133 Fire Safety Code

The above seating products can be manufactured using the appropriate flame-



Grade C.O.M.	Grade C	Grade D	Grade E & C.O.L.	Grade F	Grade G	Grade H	Grade I	Grade J	Grade K	Grade L Leather	Grade M Leather	TB133 add to list price	Moisture Barrier add to list price
\$ 611	\$ 658	\$ 744	\$ 848	\$ 926	\$ 1070	\$ 1215	\$ 1500	\$ 1855	\$ 2212	\$ 2574	\$ 3292	\$ 295	\$ 129
\$ 99	\$ 102	\$ 113	\$ 121	\$ 126	\$ 140	\$ 153	\$ 175	\$ 206	\$ 238	\$ 276	\$ 320	\$ 36	\$ 14
												N/A	N/A

retardant materials and fabric selections for compliance to California Technical Bulletin 133. Please contact KI customer service for fabric compliance. Not available with moisture barrier.

SPECIAL SERVICES

Special Carton Marking

With specially marked information N/C




Shipping

Shipped **k.d. freight prepaid f.o.b. High Point, North Carolina 27263** factory. Freight class #70.

Specifications and prices are subject to change without prior notice.

Flex™

Patient Chair

MODEL	Features	COM	MODEL NUMBER							
			Basic Model	Non-Contrast or Fabric Contrast 1	Fabric Contrast 2	Wood Finish	Fire Code	Moisture Barrier	Arm Cap	
 <p>Patient Chair (Open Arm) • 1 = Back (Fabric Contrast 1) C.O.M. = 1.5 yd • 2 = Seat (Fabric Contrast 2) C.O.M. = 1 yd</p>	Non-contrast	2.5 yd	FOP/NC	<input type="checkbox"/> <input type="checkbox"/> <input type="checkbox"/> <input type="checkbox"/>		<input type="checkbox"/> <input type="checkbox"/>	<input type="checkbox"/> <input type="checkbox"/>	<input type="checkbox"/> <input type="checkbox"/>	<input type="checkbox"/> <input type="checkbox"/>	
	Contrast		FOP/FC	<input type="checkbox"/> <input type="checkbox"/> <input type="checkbox"/> <input type="checkbox"/>	<input type="checkbox"/> <input type="checkbox"/> <input type="checkbox"/> <input type="checkbox"/>	<input type="checkbox"/> <input type="checkbox"/>	<input type="checkbox"/> <input type="checkbox"/>	<input type="checkbox"/> <input type="checkbox"/>	<input type="checkbox"/> <input type="checkbox"/>	<input type="checkbox"/> <input type="checkbox"/>
 <p>Patient Chair (Closed Arm) • 1 = Back and arms (Fabric Contrast 1) C.O.M. = 2.75 yd • 2 = Seat (Fabric Contrast 2) C.O.M. = 1 yd</p>	Non-contrast	3.75 yd	FPP/NC	<input type="checkbox"/> <input type="checkbox"/> <input type="checkbox"/> <input type="checkbox"/>		<input type="checkbox"/> <input type="checkbox"/>	<input type="checkbox"/> <input type="checkbox"/>	<input type="checkbox"/> <input type="checkbox"/>	<input type="checkbox"/> <input type="checkbox"/>	
	Contrast		FPP/FC	<input type="checkbox"/> <input type="checkbox"/> <input type="checkbox"/> <input type="checkbox"/>	<input type="checkbox"/> <input type="checkbox"/> <input type="checkbox"/> <input type="checkbox"/>	<input type="checkbox"/> <input type="checkbox"/>	<input type="checkbox"/> <input type="checkbox"/>	<input type="checkbox"/> <input type="checkbox"/>	<input type="checkbox"/> <input type="checkbox"/>	<input type="checkbox"/> <input type="checkbox"/>
 <p>Ottoman</p>		1 yd	FOT	<input type="checkbox"/> <input type="checkbox"/> <input type="checkbox"/> <input type="checkbox"/>		<input type="checkbox"/> <input type="checkbox"/>	<input type="checkbox"/> <input type="checkbox"/>	<input type="checkbox"/> <input type="checkbox"/>		

A **B** **C** **D** **E** **F** **G**

HOW TO ORDER

Indicate the following information on order form:

- Quantity of each item.
- Model number, including options. See "How To Build a Model Number".
- Any special service required.

Note: • The indicates that a choice is required.

- The absence of the indicates that no choice is required.
- Alpha-numeric characters in place of indicate that no other alternatives are available.

HOW TO BUILD A MODEL NUMBER

- A** Select basic model.
- B** Select non-contrast or fabric contrast 1. Refer to color addendum at ki.com or KI Fabrics & Finishes binder.
- C** Select fabric contrast 2. Refer to color addendum at ki.com or KI Fabrics & Finishes binder.
- D** Select wood finish color. Refer to color addendum at ki.com or KI Fabrics & Finishes binder. For Kensington Maple add upcharge.
- E** Select fire code.

NFR	- Compliance to TB 117-2013
FR	- Compliance to TB 133

 See pricing column for TB133 upcharge.
- F** Select moisture barrier.

NMB	- No moisture barrier
MB	- Moisture barrier

See pricing column for moisture barrier upcharge.

- G** Select arm option.

WAC	- Wood (standard)
UAC	- Upholstered (pair); add \$96

 Upholstered armcap fabric will match arms fabric selection (Fabric Contrast 1). C.O.M. = 1 yd.



Approx. Packaged Weight	Grade C.O.M.	Grade C	Grade D	Grade E & C.O.L.	Grade F	Grade G	Grade H	Grade I	Grade J	Grade K	Grade L Leather	Grade M Leather	TB133 add to list price	Moisture Barrier add to list price
65.0#	\$ 1473	\$ 1490	\$ 1513	\$ 1543	\$ 1616	\$ 1655	\$ 1694	\$ 1744	\$ 1843	\$ 1946	\$ 2043	\$ 2241	\$ 193	\$ 96
65.0#	1528	1543	1567	1596	1669	1709	1747	1797	1898	1997	2097	2296	193	96
65.0#	\$ 1605	\$ 1629	\$ 1666	\$ 1713	\$ 1793	\$ 1854	\$ 1914	\$ 1988	\$ 2139	\$ 2287	\$ 2438	\$ 2737	\$ 218	\$ 96
65.0#	1660	1681	1719	1766	1846	1907	1966	2042	2194	2342	2492	2791	218	96
20.0#	\$ 519	\$ 527	\$ 540	\$ 555	\$ 567	\$ 590	\$ 611	\$ 655	\$ 708	\$ 764	\$ 819	\$ 928	\$ 64	\$ 46

KENSINGTON MAPLE UPCHARGE

Kensington Maple requires extended leadtimes.

Model	
FOP/NC	\$58
FOP/FC	\$58
FPP/NC	\$58
FPP/FC	\$58
FOT	\$47

INFORMATION

C.O.M. Requirements

C.O.M. yardage requirements listed above are based on plain goods 54" wide. If less than 54" wide or fabrics requiring matching (stripes, plaids, prints, large patterns), additional yardage will be needed. Consult C.O.M. matrix on the Ordering C.O.M. and C.O.L. page for additional yardage needed. For C.O.M. fabric sent to KI-High Point on multiple rolls, add an additional yard of fabric per roll to the yardage requirements.

C.O.L. Requirements

Figure 18 sq. ft. of leather (C.O.L.) for each yard shown (i.e., 4.75 x 18 = 85.5 sq. ft.).

Contrasting Upholstery

When contrasting fabric is chosen, price at highest in-grade.

Minimum Fabric/Leather Quantity

Minimum order for fabric is 1 yard. Minimum order for leather is 1 hide (approx-

mately 50 sq. ft).

Moisture Barrier

Moisture barrier is applied underneath the fabric cover as a means of protecting the foam. Not available with TB133.

California TB133 Fire Safety Code

The above seating products can be manufactured using the appropriate flame-retardant materials and fabric selections for compliance to California Technical Bulletin 133. Please contact KI customer service for fabric compliance. Not available with moisture barrier

Construction

Seat frame constructed of welded structural steel. Back constructed from formed laminated plywood. Arms constructed of kiln-dried hardwood. Cushioning of multiple densities of polyurethane foam and Dacron fiber.

SPECIAL SERVICES

Special Carton Marking

With specially marked information N/C


Shipping

Shipped assembled unless replacement parts which ship k.d. freight prepaid High Point, North Carolina 27263 factory. Freight class #250.

Specifications and prices are subject to change without prior notice.

Flex™

Patient Chair

MODEL	Features	COM	MODEL NUMBER						
			Basic Model	Non-Contrast or Fabric Contrast 1	Fabric Contrast 2	Wood Finish	Fire Code	Moisture Barrier	Arm Cap
 <p>Motion Patient Chair (Open Arm)</p> <ul style="list-style-type: none"> • 1 = Back (Fabric Contrast 1) C.O.M. = 1.5 yd • 2 = Seat (Fabric Contrast 2) C.O.M. = 1 yd 	Non-contrast	2.5 yd	FOX2/NC	□□□□		□□□	□□□	□□□	□□□
	Contrast		FOX2/FC	□□□□	□□□□	□□□	□□□	□□□	□□□

FMPC

A **B** **C** **D** **E** **F** **G**

HOW TO ORDER

Indicate the following information on order form:

1. Quantity of each item.
2. Model number, including options. See "How To Build a Model Number".
3. Any special service required.

Note: • The indicates that a choice is required.

- The absence of the indicates that no choice is required.
- Alpha-numeric characters in place of indicate that no other alternatives are available.

HOW TO BUILD A MODEL NUMBER

- A** Select basic model.
- B** Select non-contrast or fabric contrast 1. Refer to color addendum at ki.com or KI Fabrics & Finishes binder.
- C** Select fabric contrast 2. Refer to color addendum at ki.com or KI Fabrics & Finishes binder.
- D** Select wood finish color. Refer to color addendum at ki.com or KI Fabrics & Finishes binder. For Kensington Maple add upcharge.
- E** Select fire code.
 - NFR - Compliance to TB 117-2013
 - FR - Compliance to TB 133
 See pricing column for TB133 upcharge.
- F** Select moisture barrier.
 - NMB - No moisture barrier
 - MB - Moisture barrier

See pricing column for moisture barrier upcharge.

- G** Select armcaps.
 - WAC - Wood (standard)
 - UAC - Upholstered (pair); add \$96
 Upholstered armcap fabric will match arms fabric selection (Fabric Contrast 1). C.O.M. = 1 yd.



Approx. Packaged Weight	Grade C.O.M.	Grade C	Grade D	Grade E & C.O.L.	Grade F	Grade G	Grade H	Grade I	Grade J	Grade K	Grade L Leather	Grade M Leather	TB133 add to list price	Moisture Barrier add to list price
65.0#	\$ 2002	\$ 2022	\$ 2149	\$ 2187	\$ 2213	\$ 2263	\$ 2311	\$ 2444	\$ 2569	\$ 2693	\$ 2818	\$ 3067	\$ 193	\$ 96
65.0#	2056	2075	2204	2240	2266	2315	2366	2499	2624	2748	2872	3121	193	96

KENSINGTON MAPLE UPCHARGE

Kensington Maple requires extended leadtimes.

Model
FOX2/NC \$64
FOX2/FC \$64

INFORMATION

C.O.M. Requirements

C.O.M. yardage requirements listed above are based on plain goods 54" wide. If less than 54" wide or fabrics requiring matching (stripes, plaids, prints, large patterns), additional yardage will be needed. Consult C.O.M. matrix on the Ordering C.O.M. and C.O.L. page for additional yardage needed. For C.O.M. fabric sent to KI-High Point on multiple rolls, add an additional yard of fabric per roll to the yardage requirements.

C.O.L. Requirements

Figure 18 sq. ft. of leather (C.O.L.) for each yard shown (i.e., 4.75 x 18 = 85.5 sq. ft.).

Contrasting Upholstery

When contrasting fabric is chosen, price at highest in-grade.

Minimum Fabric/Leather Quantity

Minimum order for fabric is 1 yard. Minimum order for leather is 1 hide (approx-

mately 50 sq. ft).

Moisture Barrier

Moisture barrier is applied underneath the fabric cover as a means of protecting the foam. Not available with TB133.

California TB133 Fire Safety Code

The above seating products can be manufactured using the appropriate flame-retardant materials and fabric selections for compliance to California Technical Bulletin 133. Please contact KI customer service for fabric compliance. Not available with moisture barrier

Construction

Seat frame constructed of welded structural steel. Back constructed from formed laminated plywood. Arms constructed of kiln-dried hardwood. Cushioning of multiple densities of polyurethane foam and Dacron fiber.

SPECIAL SERVICES

Special Carton Marking

With specially marked information N/C

Shipping

Shipped assembled unless replacement parts which ship k.d. freight prepaid High Point, North Carolina 27263 factory. Freight class #250.

Specifications and prices are subject to change without prior notice.

	MODEL	Features	COM	MODEL NUMBER					Approx. Packaged Weight
				Basic Model	Non-Contrast or Fabric Contrast 1	Fabric Contrast 2	Fire Code	Moisture Barrier	
FLRP	Patient Chair Replacement Cover Set (Open Arm) • 1 = Back (Fabric Contrast 1) C.O.M. = 1.5 yd • 2 = Seat (Fabric Contrast 2) C.O.M. = 1 yd	Non-contrast	2.5 yd	FOPC/NC	□□□□		□□□	□□□	10.0#
		Contrast		FOPC/FC	□□□□	□□□□	□□□	□□□	10.0#
FLRP	Patient Chair Replacement Cover Set (Closed Arm) • 1 = Back (Fabric Contrast 1) C.O.M. = 2.75 yd • 2 = Seat (Fabric Contrast 2) C.O.M. = 1 yd	Non-contrast	3.75 yd	FPPC/NC	□□□□		□□□	□□□	15.0#
		Contrast		FPPC/FC	□□□□	□□□□	□□□	□□□	15.0#
FLRP	Motion Patient Chair Replacement Cover Set (Open Arm) • 1 = Back (Fabric Contrast 1) C.O.M. = 1.5 yd • 2 = Seat (Fabric Contrast 2) C.O.M. = 1 yd	Non-contrast	2.5 yd	FOX2C/NC	□□□□		□□□	□□□	10.0#
		Contrast		FOX2C/FC	□□□□	□□□□	□□□	□□□	10.0#

A

B

C

D

E

HOW TO ORDER

Indicate the following information on order form:

- Quantity of each item.
- Model number, including options. See "How To Build a Model Number".
- Any special service required.

Note: • The indicates that a choice is required.

- The absence of the indicates that no choice is required.
- Alpha-numeric characters in place of indicate that no other alternatives are available.

HOW TO BUILD A MODEL NUMBER

- A** Select basic model.
- B** Select non-contrast or fabric contrast 1.
Refer to color addendum at ki.com or KI Fabrics & Finishes binder.
- C** Select fabric contrast 2.
Refer to color addendum at ki.com or KI Fabrics & Finishes binder.
- D** Select fire code.
NFR - Compliance to TB 117-2013
FR - Compliance to TB 133
 See pricing column for TB133 upcharge.
- E** Select moisture barrier.
NMB - No moisture barrier
MB - Moisture barrier
 See pricing column for moisture barrier upcharge.

INFORMATION**C.O.M. Requirements**

C.O.M. yardage requirements listed above are based on plain goods 54" wide. If less than 54" wide or fabrics requiring matching (stripes, plaids, prints, large patterns), additional yardage will be needed. Consult C.O.M. matrix on the Ordering C.O.M. and C.O.L. page for additional yardage needed. For C.O.M. fabric sent to KI-High Point on multiple rolls, add an additional yard of fabric per roll to the yardage requirements.

C.O.L. Requirements

Figure 18 sq. ft. of leather (C.O.L.) for each yard shown (i.e., 4.75 x 18 = 85.5 sq. ft.).

Contrasting Upholstery

When contrasting fabric is chosen, price at highest in-grade.

Minimum Fabric/Leather Quantity

Minimum order for fabric is 1 yard. Minimum order for leather is 1 hide (approx-



Grade C.O.M.	Grade C	Grade D	Grade E & C.O.L.	Grade F	Grade G	Grade H	Grade I	Grade J	Grade K	Grade L Leather	Grade M Leather	TB133 add to list price	Moisture Barrier add to list price
\$ 404	\$ 420	\$ 448	\$ 485	\$ 505	\$ 553	\$ 600	\$ 674	\$ 786	\$ 905	\$ 1016	\$ 1248	\$ 193	\$ 96
458	474	501	538	559	607	653	726	840	959	1070	1301	193	96
\$ 603	\$ 627	\$ 668	\$ 719	\$ 755	\$ 823	\$ 891	\$ 1009	\$ 1177	\$ 1356	\$ 1514	\$ 1853	\$ 218	\$ 96
656	681	722	772	808	878	947	1062	1230	1412	1569	1906	218	96
\$ 448	\$ 465	\$ 497	\$ 537	\$ 561	\$ 611	\$ 660	\$ 722	\$ 847	\$ 972	\$ 1097	\$ 1343	\$ 193	\$ 96
501	519	552	590	615	664	715	776	901	1025	1151	1396	193	96

mately 50 sq. ft).

Moisture Barrier

Moisture barrier is applied underneath the fabric cover as a means of protecting the foam. Not available with TB133.

California TB133 Fire Safety Code

The above seating products can be manufactured using the appropriate flame-retardant materials and fabric selections for compliance to California Technical Bulletin 133. Please contact KI customer service for fabric compliance. Not available with moisture barrier.

SPECIAL SERVICES

Special Carton Marking

With specially marked information N/C

Shipping

Shipped assembled unless replacement parts which ship k.d. freight prepaid High Point, North Carolina 27263 factory. Freight class #70.

Specifications and prices are subject to change without prior notice.

Flex™

Bariatric



FLBS

MODEL	Features	COM	MODEL NUMBER						
			Basic Model	Non-Contrast or Fabric Contrast 1	Fabric Contrast 2	Wood Finish	Arm Cap	Fire Code	Moisture Barrier
Bariatric Chair (Open Arm) • 1 = Back (Fabric Contrast 1) C.O.M. = 2 yd • 2 = Seat (Fabric Contrast 2) C.O.M. = 1 yd	Non-contrast	3 yd	FOCL/NC	□□□□		□□□	□□□	□□□	□□□
	Contrast		FOCL/FC	□□□□	□□□□	□□□	□□□	□□□	□□□

A **B** **C** **D** **E** **F** **G**

HOW TO ORDER

Indicate the following information on order form:

- Quantity of each item.
- Model number, including options. See "How To Build a Model Number".
- Any special service required.

Note: • The indicates that a choice is required.

- The absence of the indicates that no choice is required.
- Alpha-numeric characters in place of indicate that no other alternatives are available.

HOW TO BUILD A MODEL NUMBER

- A** Select basic model.
- B** Select non-contrast or fabric contrast 1. Refer to color addendum at ki.com or KI Fabrics & Finishes binder.
- C** Select fabric contrast 2. Refer to color addendum at ki.com or KI Fabrics & Finishes binder.
- D** Select wood finish color. Refer to color addendum at ki.com or KI Fabrics & Finishes binder. For Kensington Maple add upcharge.
- E** Select armcaps.

WAC	- Wood (standard)
UAC	- Upholstered (pair); add \$46 Upholstered armcap fabric C.O.M. = 1 yd
- F** Select fire code.

NFR	- Compliance to TB 117-2013
FR	- Compliance to TB 133

See pricing column for TB133 upcharge.

- G** Select moisture barrier.

NMB	- No moisture barrier
MB	- Moisture barrier

 See pricing column for moisture barrier upcharge.



Approx. Packaged Weight	Grade C.O.M.	Grade C	Grade D	Grade E & C.O.L.	Grade F	Grade G	Grade H	Grade I	Grade J	Grade K	Grade L Leather	Grade M Leather	TB133 add to list price	Moisture Barrier add to list price
65.0#	\$ 1637	\$ 1658	\$ 1697	\$ 1733	\$ 1767	\$ 1824	\$ 1870	\$ 1953	\$ 2095	\$ 2235	\$ 2377	\$ 2665	\$ 208	\$ 137
65.0#	1691	1711	1749	1788	1821	1878	1923	2005	2147	2288	2430	2719	208	137

KENSINGTON MAPLE UPCHARGE

Kensington Maple requires extended leadtimes.

Model
FOCL/NC \$55
FOCL/FC \$55

INFORMATION

C.O.M. Requirements

C.O.M. yardage requirements listed above are based on plain goods 54" wide. If less than 54" wide or fabrics requiring matching (stripes, plaids, prints, large patterns), additional yardage will be needed. Consult C.O.M. matrix on the Ordering C.O.M. and C.O.L. page for additional yardage needed. For C.O.M. fabric sent to KI-High Point on multiple rolls, add an additional yard of fabric per roll to the yardage requirements.

C.O.L. Requirements

Figure 18 sq. ft. of leather (C.O.L.) for each yard shown (i.e., 4.75 x 18 = 85.5 sq. ft.).

Contrasting Upholstery

When contrasting fabric is chosen, price at highest in-grade.

Minimum Fabric/Leather Quantity

Minimum order for fabric is 1 yard. Minimum order for leather is 1 hide (approximately 50 sq. ft.).

Moisture Barrier

Moisture barrier is applied underneath the fabric cover as a means of protecting the foam. Not available with TB133.

California TB133 Fire Safety Code

The above seating products can be manufactured using the appropriate flame-retardant materials and fabric selections for compliance to California Technical Bulletin 133. Please contact KI customer service for fabric compliance. Not available with

moisture barrier.

Construction

BARIATRIC UNITS ARE CYCLE TESTED TO EXCEED ANSI/BIFMA STANDARDS TO SAFELY ACCOMMODATE A PERSON WEIGHING UP TO 750 POUNDS.

Seat frame constructed of welded structural steel. Back constructed from formed laminated plywood. Cushioning for seats and backs are multiple densities of polyurethane foam wrapped with 1" high resilient polyurethane foam. Exposed wood for Flex is hardwood. Field recoverable seats and backs.

SPECIAL SERVICES

Special Carton Marking

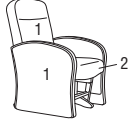
With specially marked information N/C

Shipping

Shipped assembled unless replacement parts which ship k.d. freight prepaid High Point, North Carolina 27263 factory. Freight class #250.

Specifications and prices are subject to change without prior notice.

Flex™ Glider

MODEL	Features	COM	MODEL NUMBER								
			Basic Model	Non-Contrast or Fabric Contrast 1	Fabric Contrast 2	Arm Cap	Wood Finish	Fire Code	Moisture Barrier		
 FLGL	Glider (Closed Arm) • 1 = Back and arms (Fabric Contrast 1) C.O.M. = 3 yd (includes front kick panel below seat and footrest on applicable models) • 2 = Seat (Fabric Contrast 2) C.O.M. = 1 yd	Non-contrast	3.75 yd	FG/NC	<input type="checkbox"/> <input type="checkbox"/> <input type="checkbox"/> <input type="checkbox"/>			<input type="checkbox"/> <input type="checkbox"/>	<input type="checkbox"/> <input type="checkbox"/>	<input type="checkbox"/> <input type="checkbox"/>	<input type="checkbox"/> <input type="checkbox"/>
		Contrast		FG/FC	<input type="checkbox"/> <input type="checkbox"/> <input type="checkbox"/> <input type="checkbox"/>	<input type="checkbox"/> <input type="checkbox"/> <input type="checkbox"/> <input type="checkbox"/>		<input type="checkbox"/> <input type="checkbox"/>	<input type="checkbox"/> <input type="checkbox"/>	<input type="checkbox"/> <input type="checkbox"/>	<input type="checkbox"/> <input type="checkbox"/>
FLRP	Replacement Cover Set • 1 = Back and arms (Fabric Contrast 1) C.O.M. = 3 yd • 2 = Seat (Fabric Contrast 2) C.O.M. = 1 yd	Non-contrast	3.75 yd	FGC/NC	<input type="checkbox"/> <input type="checkbox"/> <input type="checkbox"/> <input type="checkbox"/>				<input type="checkbox"/> <input type="checkbox"/>	<input type="checkbox"/> <input type="checkbox"/>	
		Contrast		FGC/FC	<input type="checkbox"/> <input type="checkbox"/> <input type="checkbox"/> <input type="checkbox"/>	<input type="checkbox"/> <input type="checkbox"/> <input type="checkbox"/> <input type="checkbox"/>			<input type="checkbox"/> <input type="checkbox"/>	<input type="checkbox"/> <input type="checkbox"/>	
					A	B	C	D	E	F	G

HOW TO ORDER

Indicate the following information on order form:

- Quantity of each item.
- Model number, including options. See "How To Build a Model Number".
- Any special service required.

Note: • The indicates that a choice is required.

- The absence of the indicates that no choice is required.
- Alpha-numeric characters in place of indicate that no other alternatives are available.

HOW TO BUILD A MODEL NUMBER

- A** Select basic model.
- B** Select non-contrast or fabric contrast 1.
Refer to color addendum at ki.com or KI Fabrics & Finishes binder.
- C** Select fabric contrast 2.
Refer to color addendum at ki.com or KI Fabrics & Finishes binder.
- D** Select armcaps.

WAC	- Wood (standard)
UAC	- Upholstered (pair); add \$96

 Upholstered armcap fabric C.O.M. = 1 yd
- E** Select wood finish color.
Refer to color addendum at ki.com or KI Fabrics & Finishes binder.
For Kensington Maple add upcharge.
- F** Select fire code.

NFR	- Compliance to TB 117-2013
FR	- Compliance to TB 133

See pricing column for TB133 upcharge.

- G** Select moisture barrier.

NMB	- No moisture barrier
MB	- Moisture barrier

 See pricing column for moisture barrier upcharge.



Approx. Packaged Weight	Grade C.O.M.	Grade C	Grade D	Grade E & C.O.L.	Grade F	Grade G	Grade H	Grade I	Grade J	Grade K	Grade L Leather	Grade M Leather	TB133 add to list price	Moisture Barrier add to list price
120.0#	\$ 2145	\$ 2175	\$ 2227	\$ 2290	\$ 2336	\$ 2424	\$ 2509	\$ 2681	\$ 2897	\$ 3111	\$ 3328	\$ 3763	\$ 223	\$ 96
120.0#	2226	2256	2307	2372	2417	2504	2590	2762	2978	3193	3407	3842	223	96
5.0#	\$ 417	\$ 444	\$ 491	\$ 550	\$ 593	\$ 672	\$ 753	\$ 909	\$ 1105	\$ 1305	\$ 1502	\$ 1899	\$ 223	\$ 96
5.0#	497	525	571	629	673	753	832	990	1185	1384	1583	1980	223	96

KENSINGTON MAPLE UPCHARGE

Kensington Maple requires extended leadtimes.

Model	
FG/NC	\$133
FG/FC	\$133

INFORMATION

C.O.M. Requirements
C.O.M. yardage requirements listed above are based on plain goods 54" wide. If less than 54" wide or fabrics requiring matching (stripes, plaids, prints, large patterns), additional yardage will be needed. Consult C.O.M. matrix on the Ordering C.O.M. and C.O.L. page for additional yardage needed. For C.O.M. fabric sent to KI-High Point on multiple rolls, add an additional yard of fabric per roll to the yardage requirements.

C.O.L. Requirements
Figure 18 sq. ft. of leather (C.O.L.) for each yard shown (i.e., 4.75 x 18 = 85.5 sq. ft.).

Contrasting Upholstery
When contrasting fabric is chosen, price at highest in-grade.

Minimum Fabric/Leather Quantity
Minimum order for fabric is 1 yard. Minimum order for leather is 1 hide (approx-

mately 50 sq. ft.).

Moisture Barrier
Moisture barrier is applied underneath the fabric cover as a means of protecting the foam. Not available with TB133.

California TB133 Fire Safety Code
The above seating products can be manufactured using the appropriate flame-retardant materials and fabric selections for compliance to California Technical Bulletin 133. Please contact KI customer service for fabric compliance. Not available with moisture barrier

Construction
Seat frame constructed of welded structural steel. Back kiln-dried hardwood. Exposed wood of kiln-dried hardwood. The glide motion is suspended on 8 ball bearings. Cushioning of multiple densities of polyurethane foam and Dacron fiber.

SPECIAL SERVICES

Special Carton Marking
With specially marked information N/C

Shipping
Shipped assembled unless replacement parts which ship k.d. freight prepaid High Point, North Carolina 27263 factory. Freight class #250.

Specifications and prices are subject to change without prior notice.

LaResta® Day Bed

General Information



Standard Built-In

Freestanding -
Perth® Arm

Freestanding -
Briar® Arm

Freestanding -
Flex™ Arm

Freestanding -
Soltice®

Freestanding -
Affina™

Features

One-piece design	•	•	•	•	•	•
One-step fold-down mechanism	•	•	•	•	•	•
Optional casters to provide mobility		•	•	•	•	
Storage	•	•	•	•	•	•

General Dimensions

Seat height	18-1/4"	18-1/4"	18-1/4"	18-1/4"	18-1/4"	18-1/4"
Back height	34"	34"	34"	34"	34"	34"
Arm height		25-1/4"	24-3/4"	27-1/4"	27-1/2"	26-1/2"
Individual arm width		2-1/4"	2-1/2"	2-1/2"	2-1/2"	4"
Sleep surface height	26"	26"	26"	26"	26"	26"

Overall Dimensions

Standard built-in width	79-3/8"					
Freestanding width		80-5/8"	81-1/8"	81-1/8"	81-1/8"	84-1/4"
Arm depth		31"	33-1/2"	33-1/4"	31"	34"
Sleep surface	34" x 75"	34" x 75"	34" x 75"	34" x 75"	34" x 75"	34" x 75"

SPECIFICATIONS

Complimentary Furniture

The following lounge collections offer complimentary furniture that creates continuity and a cohesive look throughout a facility. These complimentary pieces can be found in other sections of the KI price list.

LARESTA® FSD model with BRIAR® ARM - Briar® Healthcare, Multiple Seating, and Freestanding Tables,

LARESTA® FSD model with FLEX™ ARM - Flex™ Healthcare, Multiple Seating, and Freestanding Tables

LARESTA® FSD model with PERTH® ARM - Perth® Healthcare, and Multiple Seating

LARESTA® FSD model with SOLTICE® ARM - Soltice® Healthcare, Multiple Seating, Guest, and Lounge Seating

UPHOLSTERY INFORMATION

C.O.M. Fabric

For C.O.M. fabric sent to KI-High Point on multiple rolls, add an additional yard of fabric per roll to the yardage requirements. Multiple rolls have shorter pieces of fabric on them and do not allow nesting and stacking of the fabric to achieve the best yield as is done with one large roll. This results in yardage shortages and requests for additional fabric from the client, which can hold up the order. For each roll that is sent, one yard needs to be added and needs to be added to one of the rolls, not separately.

Fabric Disclaimer

Fabric will be applied as swatched by the fabric manufacturer. Fabric that is required to be applied differently than is swatched will need a Special Cost Request written specifying the direction the fabric is to be applied. The posted standard lead time will apply to the Special Cost Request.

FINISH INFORMATION

SPECIAL FINISH MATCHES

KI can match special finish requests at an upcharge of \$64 List per item, up to 12 or a maximum charge of \$771 List per order per color. Special finish requests must be sent to your KI customer service representative.

Upon receipt from KI, the finishing department will prepare a "strike-off" which will be sent to the customer for approval.

The approval form accompanying the strike-off should be faxed to your KI customer service representative. Upon receipt of the signed approval form, KI will proceed with the order. Disapproved samples may be sent back to KI directly with an explanation of disapproval. A Special Finish Number (SFN) will be assigned to this finish sample for future reference or reorders



Modern Style

Features

- One-piece design •
- One-step fold-down mechanism •
- Optional casters to provide mobility
- Storage •

General Dimensions

Seat height	18-1/4"
Back height	32"
Arm height	24-1/2"
Individual arm width	5-1/2"
Sleep surface height	26"

Overall Dimensions

Arm depth	31"
Sleep surface	32" x 75"
Modern width - no storage	87-1/4"
Modern width - storage one side	97-3/4"
Modern width - storage both sides	108-1/4"

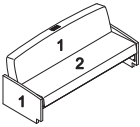
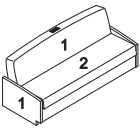
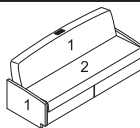
INFORMATION

WARRANTY

Refer to KI Terms & Conditions document
or visit ki.com

LaResta® Day Bed

Built-In

MODEL	Features	COM	MODEL NUMBER								
			Basic Model	Non-Contrast or Fabric Contrast 1	Fabric Contrast 2	Paint Color	Laminate Color	Edge Color	Pull Option		
 LRSTA	Built-In, Basic • 1 = Back and arms (Fabric Contrast 1) C.O.M. = 4.5 yd • 2 = Seat (Fabric Contrast 2) C.O.M. = 3 yd	Non-contrast	8.5 yd	BIB/NC	<input type="checkbox"/> <input type="checkbox"/> <input type="checkbox"/> <input type="checkbox"/>		<input type="checkbox"/> <input type="checkbox"/>	<input type="checkbox"/> <input type="checkbox"/>			
		Contrast		BIB/FC	<input type="checkbox"/> <input type="checkbox"/> <input type="checkbox"/> <input type="checkbox"/>	<input type="checkbox"/> <input type="checkbox"/> <input type="checkbox"/> <input type="checkbox"/>	<input type="checkbox"/> <input type="checkbox"/>	<input type="checkbox"/> <input type="checkbox"/>	<input type="checkbox"/> <input type="checkbox"/>		
 LRSTA	Built-In, Front Panel • 1 = Back and arms (Fabric Contrast 1) C.O.M. = 4.5 yd • 2 = Seat (Fabric Contrast 2) C.O.M. = 3 yd	Non-contrast	8.5 yd	BIP/NC	<input type="checkbox"/> <input type="checkbox"/> <input type="checkbox"/> <input type="checkbox"/>		<input type="checkbox"/> <input type="checkbox"/>	<input type="checkbox"/> <input type="checkbox"/>	<input type="checkbox"/> <input type="checkbox"/>		
		Contrast		BIP/FC	<input type="checkbox"/> <input type="checkbox"/> <input type="checkbox"/> <input type="checkbox"/>	<input type="checkbox"/> <input type="checkbox"/> <input type="checkbox"/> <input type="checkbox"/>	<input type="checkbox"/> <input type="checkbox"/>	<input type="checkbox"/> <input type="checkbox"/>	<input type="checkbox"/> <input type="checkbox"/>	<input type="checkbox"/> <input type="checkbox"/>	
 LRSTA	Built-In, Drawers • 1 = Back and arms (Fabric Contrast 1) C.O.M. = 4.5 yd • 2 = Seat (Fabric Contrast 2) C.O.M. = 3 yd	Non-contrast	8.5 yd	BID/NC	<input type="checkbox"/> <input type="checkbox"/> <input type="checkbox"/> <input type="checkbox"/>		<input type="checkbox"/> <input type="checkbox"/>	<input type="checkbox"/> <input type="checkbox"/>	<input type="checkbox"/> <input type="checkbox"/>	<input type="checkbox"/> <input type="checkbox"/> <input type="checkbox"/> <input type="checkbox"/>	
		Contrast		BID/FC	<input type="checkbox"/> <input type="checkbox"/> <input type="checkbox"/> <input type="checkbox"/>	<input type="checkbox"/> <input type="checkbox"/> <input type="checkbox"/> <input type="checkbox"/>	<input type="checkbox"/> <input type="checkbox"/>	<input type="checkbox"/> <input type="checkbox"/>	<input type="checkbox"/> <input type="checkbox"/>	<input type="checkbox"/> <input type="checkbox"/>	<input type="checkbox"/> <input type="checkbox"/> <input type="checkbox"/> <input type="checkbox"/>

A
B
C
D
E
F
G

HOW TO ORDER

Indicate the following information on order form:

1. Quantity of each item.
2. Model number, including options. See "How To Build a Model Number".
3. Any special service required.

Note: • The indicates that a choice is required.

- The absence of the indicates that no choice is required.
- Alpha-numeric characters in place of indicate that no other alternatives are available.

HOW TO BUILD A MODEL NUMBER

- A** Select basic model.
- B** Select non-contrast or fabric contrast 1.
Refer to color addendum at ki.com or KI Fabrics & Finishes binder.
- C** Select fabric contrast 2.
Refer to color addendum at ki.com or KI Fabrics & Finishes binder.
- D** Select handle paint color.
Refer to color addendum at ki.com or KI Fabrics & Finishes binder.
- E** Select laminate color.
Refer to color addendum at ki.com or KI Fabrics & Finishes binder.
- F** Select edge color.
Refer to color addendum at ki.com or KI Fabrics & Finishes binder.
- G** Select bowfront drawer pull color.

PLBL	- Black
PLBG	- Blue grey
PLBN	- Brushed nickel
PLSD	- Sand
PLTB	- Textured black
PLWG	- Warm grey
NDP	- No pull

INFORMATION

Moisture Barrier	\$348
TB133	\$579

C.O.M. Requirements

C.O.M. yardage requirements listed above are based on plain goods 54" wide. If less than 54" wide or fabrics requiring matching (stripes, plaids, prints, large patterns), additional yardage will be needed. Consult C.O.M. matrix on the Ordering C.O.M. and C.O.L. page for additional yardage needed. For C.O.M. fabric sent to KI-High Point on multiple rolls, add an additional yard of fabric per roll to the yardage requirements.

C.O.L. Requirements

Figure 18 sq. ft. of leather (C.O.L.) for each yard shown (i.e., 4.75 x 18 = 85.5 sq. ft.).

Contrasting Upholstery

When contrasting fabric is chosen, price at highest in-grade.



Approx. Packaged Weight	Grade C.O.M.	Grade C	Grade D	Grade E & C.O.L.	Grade F	Grade G	Grade H	Grade I	Grade J	Grade K	Grade L Leather	Grade M Leather
220.0#	\$ 3963	\$ 4268	\$ 4348	\$ 4446	\$ 4511	\$ 4641	\$ 4772	\$ 4932	\$ 5254	\$ 5576	\$ 5900	\$ 6547
220.0#	4065	4371	4449	4547	4613	4742	4871	5032	5355	5678	6003	6648
230.0#	\$ 4048	\$ 4353	\$ 4433	\$ 4533	\$ 4596	\$ 4726	\$ 4857	\$ 5016	\$ 5339	\$ 5662	\$ 5986	\$ 6633
230.0#	4149	4455	4536	4633	4699	4827	4956	5116	5440	5763	6087	6733
250.0#	\$ 4449	\$ 4755	\$ 4836	\$ 4935	\$ 4999	\$ 5128	\$ 5258	\$ 5419	\$ 5740	\$ 6063	\$ 6387	\$ 7034
250.0#	4550	4858	4938	5034	5101	5229	5358	5519	5842	6165	6489	7137

Minimum Fabric/Leather Quantity

Minimum order for fabric is 1 yard. Minimum order for leather is 1 hide (approximately 50 sq. ft).

Construction

Frame constructed of kiln-dried lumber, laminated hardwood plywood, and 14-gauge steel. Tight seats and backs are wrapped with multiple densities of polyurethane foam.

California TB133 Fire Safety Code

The above seating products can be manufactured using the appropriate flame-retardant materials and fabric selections for compliance to California Technical Bulletin 133. Add "FR" to end of model number and add upcharge. Please contact KI customer service for fabric compliance. Not available with moisture barrier. Nano-TEX treatments can be used when TB133 is required.

Options

Powder Coat for Handle and Drawer Pull.

See color addendum for standard powder coat selections. Additional KI powder coat colors are available at an \$894 list upcharge per order.

Options

Available in leather as a special.

SPECIAL SERVICES

Special Carton Marking

With specially marked information N/C

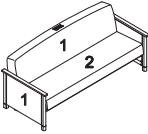
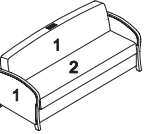
Shipping

Shipped assembled unless replacement parts which ship k.d. freight prepaid High Point, North Carolina 27263 factory. Freight class #125.

Specifications and prices are subject to change without prior notice.

LaResta® Day Bed

Freestanding

	Features	COM	MODEL NUMBER									Approx. Packaged Weight
			Basic Model	Non-Contrast or Fabric Contrast 1	Fabric Contrast 2	Paint Color	Casters	Arm Cap	Wood Finish	Laminate Color	Edge Color	
 <p>LRSTA Freestanding, Basic</p> <ul style="list-style-type: none"> 1 = Back and arms (Fabric Contrast 1) C.O.M. = 7.5 yd 2 = Seat (Fabric Contrast 2) C.O.M. = 3 yd AF = Affina™ arm BR = Briar® arm FL = Flex™ arm PE = Perth® arm SL = Soltice® arm 	Non-contrast	10.5 yd	FSB/AF/NC	□□□□		□□	□□	□□□	□□□			375.0#
	Contrast		FSB/AF/FC	□□□□	□□□□	□□	□□	□□□	□□□			375.0#
	Non-contrast	10.5 yd	FSB/BR/NC	□□□□		□□	□□		□□□			235.0#
	Contrast		FSB/BR/FC	□□□□	□□□□	□□	□□		□□□			235.0#
	Non-contrast	10.5 yd	FSB/FL/NC	□□□□		□□	□□		□□□			235.0#
	Contrast		FSB/FL/FC	□□□□	□□□□	□□	□□		□□□			235.0#
	Non-contrast	10.5 yd	FSB/PE/NC	□□□□		□□	□□		□□□			235.0#
	Contrast		FSB/PE/FC	□□□□	□□□□	□□	□□		□□□			235.0#
	Non-contrast	10.5 yd	FSB/SL/NC	□□□□		□□	□□	□□□	□□□			235.0#
	Contrast		FSB/SL/FC	□□□□	□□□□	□□	□□	□□□	□□□			235.0#
 <p>LRSTA Freestanding, Front Panel</p> <ul style="list-style-type: none"> 1 = Back and arms (Fabric Contrast 1) C.O.M. = 7.5 yd 2 = Seat (Fabric Contrast 2) C.O.M. = 3 yd AF = Affina™ arm BR = Briar® arm FL = Flex™ arm PE = Perth® arm SL = Soltice® arm 	Non-contrast	10.5 yd	FSP/AF/NC	□□□□		□□	□□	□□□	□□□	□□□	□□□	375.0#
	Contrast		FSP/AF/FC	□□□□	□□□□	□□	□□	□□□	□□□	□□□	□□□	375.0#
	Non-contrast	10.5 yd	FSP/BR/NC	□□□□		□□	□□		□□□	□□□	□□□	245.0#
	Contrast		FSP/BR/FC	□□□□	□□□□	□□	□□		□□□	□□□	□□□	245.0#
	Non-contrast	10.5 yd	FSP/FL/NC	□□□□		□□	□□		□□□	□□□	□□□	245.0#
	Contrast		FSP/FL/FC	□□□□	□□□□	□□	□□		□□□	□□□	□□□	245.0#
	Non-contrast	10.5 yd	FSP/PE/NC	□□□□		□□	□□		□□□	□□□	□□□	245.0#
	Contrast		FSP/PE/FC	□□□□	□□□□	□□	□□		□□□	□□□	□□□	245.0#
	Non-contrast	10.5 yd	FSP/SL/NC	□□□□		□□	□□	□□□	□□□	□□□	□□□	245.0#
	Contrast		FSP/SL/FC	□□□□	□□□□	□□	□□	□□□	□□□	□□□	□□□	245.0#

A **B** **C** **D** **E** **F** **G** **H** **I**

HOW TO ORDER

Indicate the following information on order form:

- Quantity of each item.
- Model number, including options. See "How To Build a Model Number".
- Any special service required.

Note: • The □ indicates that a choice is required.

- The absence of the □ indicates that no choice is required.
- Alpha-numeric characters in place of □ indicate that no other alternatives are available.

HOW TO BUILD A MODEL NUMBER

- A** Select basic model.
- B** Select non-contrast or fabric contrast 1. Refer to color addendum at ki.com or KI Fabrics & Finishes binder.
- C** Select fabric contrast 2. Refer to color addendum at ki.com or KI Fabrics & Finishes binder.
- D** Select frame color. Refer to color addendum at ki.com or KI Fabrics & Finishes binder.
- E** Select caster option.
 - NCST** - No casters (standard)
 - FRCST** - Casters-front locking/rear swivel; add \$129
- F** Select armcap option.
 - NAC** - No armcap
 - WAC** - Wood armcaps (pair)
 - PAC** - Black poly (pair); add \$140

SAC - Solid surface armcaps; add \$650
Briar, Flex, Perth Arms: Standard wood armcap. No upcharge.

Affina Arms: Choice of solid surface, wood, or no armcaps. Upcharges apply. Solid surface armcap color is always Corian™ glacier white.

Soltice Arms: Choice of wood or poly (upcharges apply) armcaps.

- G** Select wood finish color. Pick only if product has wood armcaps or "no casters" is selected. Refer to color addendum at ki.com or KI Fabrics & Finishes binder. For Kensington Maple add upcharge.
- H** Select laminate color. Refer to color addendum at ki.com or KI Fabrics & Finishes binder.
- I** Select edge color.

Refer to color addendum at ki.com or KI Fabrics & Finishes binder.

INFORMATION

Moisture Barrier \$348
TB133 \$579

C.O.M. Requirements

C.O.M. yardage requirements listed above are based on plain goods 54" wide. If less than 54" wide or fabrics requiring matching (stripes, plaids, prints, large patterns), additional yardage will be needed. Consult C.O.M. matrix on the Ordering C.O.M. and C.O.L. page for additional yardage needed. For C.O.M. fabric sent to KI-High Point on multiple rolls, add an additional yard of



Grade C.O.M.	Grade C	Grade D	Grade E & C.O.L.	Grade F	Grade G	Grade H	Grade I	Grade J	Grade K	Grade L Leather	Grade M Leather
\$ 4032	\$ 4408	\$ 4506	\$ 4630	\$ 4710	\$ 4868	\$ 5027	\$ 5226	\$ 5626	\$ 6026	\$ 6427	\$ 7223
4132	4508	4606	4730	4810	4968	5127	5326	5726	6126	6527	7323
4803	5181	5279	5401	5481	5642	5801	5999	6397	6797	7196	7994
4903	5281	5381	5502	5583	5742	5900	6099	6497	6898	7298	8098
4844	5222	5322	5443	5523	5682	5843	6040	6441	6841	7239	8038
4946	5324	5424	5545	5625	5783	5943	6142	6541	6940	7340	8139
4122	4498	4596	4720	4800	4958	5117	5316	5716	6116	6517	7313
4222	4598	4699	4820	4899	5059	5219	5419	5817	6217	6615	7414
4200	4578	4676	4799	4878	5037	5197	5395	5797	6195	6594	7392
4302	4678	4778	4898	4980	5140	5300	5496	5896	6296	6694	7494
\$ 4195	\$ 4573	\$ 4670	\$ 4794	\$ 4874	\$ 5031	\$ 5192	\$ 5391	\$ 5791	\$ 6190	\$ 6590	\$ 7388
4295	4673	4770	4894	4974	5131	5292	5491	5891	6290	6690	7488
4991	5369	5468	5591	5670	5828	5988	6188	6587	6986	7386	8184
5093	5470	5568	5690	5770	5930	6089	6287	6688	7087	7485	8284
5040	5419	5516	5639	5719	5878	6037	6235	6636	7034	7433	8231
5142	5519	5616	5738	5819	5979	6139	6336	6735	7137	7536	8333
4285	4663	4760	4884	4964	5121	5282	5481	5881	6280	6680	7478
4386	4763	4863	4984	5063	5223	5384	5583	5981	6381	6779	7579
4443	4821	4919	5041	5120	5281	5441	5640	6038	6438	6838	7637
4545	4922	5022	5143	5222	5383	5543	5740	6140	6539	6938	7738

fabric per roll to the yardage requirements.

C.O.L. Requirements

Figure 18 sq. ft. of leather (C.O.L.) for each yard shown (i.e., 4.75 x 18 = 85.5 sq. ft.).

Contrasting Upholstery

When contrasting fabric is chosen, price at highest in-grade.

Minimum Fabric/Leather Quantity

Minimum order for fabric is 1 yard. Minimum order for leather is 1 hide (approximately 50 sq. ft.).

Construction

Frame constructed of kiln-dried lumber, laminated hardwood plywood, and 14-gauge steel. Tight seats and backs are wrapped with multiple densities of polyurethane foam.

California TB133 Fire Safety Code

The above seating products can be

manufactured using the appropriate flame-retardant materials and fabric selections for compliance to California Technical Bulletin 133. Add "FR" to end of model number and add upcharge. Please contact KI customer service for fabric compliance. Not available with moisture barrier. Nano-Tex treatments can be used when TB133 is required.

Powder Coat for Handle and Drawer Pull

See color addendum for standard powder coat selections. Additional KI powder coat colors are available at an \$991 list upcharge per order.

Options

Available in leather as a special.

KENSINGTON MAPLE UPCHARGE

Kensington Maple requires extended leadtimes.

Model	
FSB/AF	\$58
FSB/BR	\$87
FSB/FL	\$87
FSB/PE	\$58
FSB/SL	\$58
FSD/AF	\$58
FSD/BR	\$87
FSD/FL	\$87
FSD/PE	\$58
FSD/SL	\$58
FSP/AF	\$58
FSP/BR	\$87
FSP/FL	\$87
FSP/PE	\$58
FSP/SL	\$58

SPECIAL SERVICES

Special Carton Marking

With specially marked information N/C

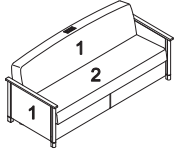
Shipping

Shipped **assembled unless replacement parts which ship k.d. freight prepaid High Point, North Carolina 27263** factory. Freight class #125.

Specifications and prices are subject to change without prior notice.

LaResta® Day Bed

Freestanding



- LRSTA
Freestanding, Drawers
- 1 = Back and arms (Fabric Contrast 1) C.O.M. = 7.5 yd
 - 2 = Seat (Fabric Contrast 2) C.O.M. = 3 yd
 - AF = Affina™ arm
 - BR = Briar® arm
 - FL = Flex™ arm
 - PE = Perth® arm
 - SL = Soltice® arm

Features	COM	MODEL NUMBER									
		Basic Model	Non-Contrast or Fabric Contrast 1	Fabric Contrast 2	Paint Color	Casters	Arm Cap	Wood Finish	Laminate Color	Edge Color	Pull Option
Non-contrast	10.5 yd	FSD/AF/NC	□□□□		□□	□□	□□□	□□□	□□□	□□□	□□□□
Contrast		FSD/AF/FC	□□□□	□□□□	□□	□□	□□□	□□□	□□□	□□□	□□□□
Non-contrast	10.5 yd	FSD/BR/NC	□□□□		□□	□□		□□□	□□□	□□□	□□□□
Contrast		FSD/BR/FC	□□□□	□□□□	□□	□□		□□□	□□□	□□□	□□□□
Non-contrast	10.5 yd	FSD/FL/NC	□□□□		□□	□□		□□□	□□□	□□□	□□□□
Contrast		FSD/FL/FC	□□□□	□□□□	□□	□□		□□□	□□□	□□□	□□□□
Non-contrast	10.5 yd	FSD/PE/NC	□□□□		□□	□□		□□□	□□□	□□□	□□□□
Contrast		FSD/PE/FC	□□□□	□□□□	□□	□□		□□□	□□□	□□□	□□□□
Non-contrast	10.5 yd	FSD/SL/NC	□□□□		□□	□□	□□□	□□□	□□□	□□□	□□□□
Contrast		FSD/SL/FC	□□□□	□□□□	□□	□□	□□□	□□□	□□□	□□□	□□□□

A B C D E F G H I J

HOW TO ORDER

Indicate the following information on order form:

- Quantity of each item.
- Model number, including options. See "How To Build a Model Number".
- Any special service required.

Note: • The □ indicates that a choice is required.

- The absence of the □ indicates that no choice is required.
- Alpha-numeric characters in place of □ indicate that no other alternatives are available.

HOW TO BUILD A MODEL NUMBER

- A** Select basic model.
- B** Select non-contrast or fabric contrast 1. Refer to color addendum at ki.com or KI Fabrics & Finishes binder.
- C** Select fabric contrast 2. Refer to color addendum at ki.com or KI Fabrics & Finishes binder.
- D** Select frame color. Refer to color addendum at ki.com or KI Fabrics & Finishes binder.
- E** Select caster option.

NCST	- No casters (standard)
FRCST	- Casters-front locking/rear swivel; add \$129
- F** Select armcap option.

NAC	- No armcap
WAC	- Wood armcaps (pair); add \$150

- PAC** - Black poly (pair); add \$140
- SAC** - Solid surface armcaps; add \$650

Briar, Flex, Perth Arms: Standard wood armcap. No upcharge.

Affina Arms: Choice of solid surface, wood, or no armcaps. Upcharges apply. Solid surface armcap color is always Corian™ glacier white.

Soltice Arms: Choice of wood or poly (upcharges apply) armcaps.

- G** Select wood finish color. Pick only if product has wood armcaps or "no casters" is selected. Refer to color addendum at ki.com or KI Fabrics & Finishes binder. For Kensington Maple add upcharge.

- H** Select laminate color. Refer to color addendum at ki.com or KI Fabrics & Finishes binder.

- I** Select edge color. Refer to color addendum at ki.com or KI Fabrics & Finishes binder.

- J** Select bowfront drawer pull color.

- | | |
|-------------|------------------|
| PLBL | - Black |
| PLBG | - Blue grey |
| PLBN | - Brushed nickel |
| PLSD | - Sand |
| PLTB | - Textured black |
| PLWG | - Warm grey |
| NDP | - No pull |

INFORMATION

Moisture Barrier	\$348
TB133	\$579

C.O.M. Requirements

C.O.M. yardage requirements listed above are based on plain goods 54" wide. If less than 54" wide or fabrics requiring matching (stripes, plaids, prints, large patterns), additional yardage will be needed. Consult



Approx. Packaged Weight	Grade C.O.M.	Grade C	Grade D	Grade E & C.O.L.	Grade F	Grade G	Grade H	Grade I	Grade J	Grade K	Grade L Leather	Grade M Leather
375.0#	\$ 4621	\$ 5000	\$ 5099	\$ 5219	\$ 5299	\$ 5459	\$ 5619	\$ 5818	\$ 6217	\$ 6615	\$ 7014	\$ 7814
375.0#	4721	5100	5199	5319	5399	5559	5719	5918	6317	6715	7114	7914
260.0#	5491	5868	5968	6088	6169	6328	6488	6687	7086	7484	7885	8683
260.0#	5593	5970	6068	6191	6271	6430	6589	6786	7187	7586	7986	8782
260.0#	5546	5923	6022	6143	6223	6383	6542	6741	7142	7540	7940	8737
260.0#	5647	6024	6122	6244	6325	6484	6643	6843	7241	7641	8040	8838
260.0#	4711	5090	5189	5309	5389	5549	5709	5908	6307	6705	7104	7904
260.0#	4813	5191	5288	5410	5491	5651	5810	6008	6408	6806	7205	8004
260.0#	4810	5188	5284	5407	5488	5647	5807	6005	6404	6803	7201	8001
260.0#	4910	5286	5386	5509	5590	5748	5908	6105	6505	6904	7305	8103

C.O.M. matrix on the Ordering C.O.M. and C.O.L. page for additional yardage needed. For C.O.M. fabric sent to KI-High Point on multiple rolls, add an additional yard of fabric per roll to the yardage requirements.

C.O.L. Requirements

Figure 18 sq. ft. of leather (C.O.L.) for each yard shown (i.e., 4.75 x 18 = 85.5 sq. ft.).

Contrasting Upholstery

When contrasting fabric is chosen, price at highest in-grade.

Minimum Fabric/Leather Quantity

Minimum order for fabric is 1 yard. Minimum order for leather is 1 hide (approximately 50 sq. ft.).

Construction

Frame constructed of kiln-dried lumber, laminated hardwood plywood, and 14-gauge steel. Tight seats and backs are wrapped with multiple densities of polyurethane foam.

California TB133 Fire Safety Code

The above seating products can be manufactured using the appropriate flame-retardant materials and fabric selections for compliance to California Technical Bulletin 133. Add "FR" to end of model number and add upcharge. Please contact KI customer service for fabric compliance. Not available with moisture barrier. Nano-Tex treatments can be used when TB133 is required.

Powder Coat for Handle and Drawer Pull

See color addendum for standard powder coat selections. Additional KI powder coat colors are available at an \$991 list upcharge per order.

Options

Available in leather as a special.

KENSINGTON MAPLE UPCHARGE

Kensington Maple requires extended leadtimes.

Model	
FSB/AF	\$58
FSB/BR	\$87
FSB/FL	\$87
FSB/PE	\$58
FSB/SL	\$58
FSD/AF	\$58
FSD/BR	\$87
FSD/FL	\$87
FSD/PE	\$58
FSD/SL	\$58
FSP/AF	\$58
FSP/BR	\$87
FSP/FL	\$87
FSP/PE	\$58
FSP/SL	\$58

SPECIAL SERVICES

Special Carton Marking

With specially marked information N/C

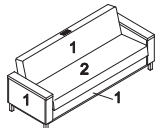
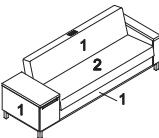
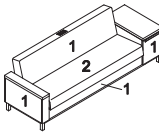
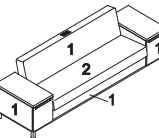
Shipping

Shipped **assembled unless replacement parts which ship k.d. freight prepaid High Point, North Carolina 27263** factory. Freight class #125.

Specifications and prices are subject to change without prior notice.

LaResta® Day Bed

Modern

MODEL	Features	COM	MODEL NUMBER					Approx. Packaged Weight
			Basic Model	Non-Contrast or Fabric Contrast 1	Fabric Contrast 2	Paint Color	Laminate Color	
 <p>LRSTA</p>	Modern, No Storage • 1 = Back, arms, and lower front panel (Fabric Contrast 1) C.O.M. = 7.25 yd • 2 = Seat (Fabric Contrast 2) C.O.M. = 3 yd	10.5 yd	FNS/NC	<input type="checkbox"/> <input type="checkbox"/> <input type="checkbox"/> <input type="checkbox"/>		<input type="checkbox"/> <input type="checkbox"/>	<input type="checkbox"/> <input type="checkbox"/>	255.0#
			FNS/FC	<input type="checkbox"/> <input type="checkbox"/> <input type="checkbox"/> <input type="checkbox"/>	<input type="checkbox"/> <input type="checkbox"/> <input type="checkbox"/> <input type="checkbox"/>	<input type="checkbox"/> <input type="checkbox"/>	<input type="checkbox"/> <input type="checkbox"/>	255.0#
 <p>LRSTA</p>	Modern, Storage Left Side • 1 = Back, arms, and lower front panel (Fabric Contrast 1) C.O.M. = 7.5 yd • 2 = Seat (Fabric Contrast 2) C.O.M. = 3 yd	11 yd	FS1/LFS/NC	<input type="checkbox"/> <input type="checkbox"/> <input type="checkbox"/> <input type="checkbox"/>		<input type="checkbox"/> <input type="checkbox"/>	<input type="checkbox"/> <input type="checkbox"/>	290.0#
			FS1/LFS/FC	<input type="checkbox"/> <input type="checkbox"/> <input type="checkbox"/> <input type="checkbox"/>	<input type="checkbox"/> <input type="checkbox"/> <input type="checkbox"/> <input type="checkbox"/>	<input type="checkbox"/> <input type="checkbox"/>	<input type="checkbox"/> <input type="checkbox"/>	290.0#
 <p>LRSTA</p>	Modern, Storage Right Side • 1 = Back, arms, and lower front panel (Fabric Contrast 1) C.O.M. = 7.5 yd • 2 = Seat (Fabric Contrast 2) C.O.M. = 3 yd	11 yd	FS1/RFS/NC	<input type="checkbox"/> <input type="checkbox"/> <input type="checkbox"/> <input type="checkbox"/>		<input type="checkbox"/> <input type="checkbox"/>	<input type="checkbox"/> <input type="checkbox"/>	290.0#
			FS1/RFS/FC	<input type="checkbox"/> <input type="checkbox"/> <input type="checkbox"/> <input type="checkbox"/>	<input type="checkbox"/> <input type="checkbox"/> <input type="checkbox"/> <input type="checkbox"/>	<input type="checkbox"/> <input type="checkbox"/>	<input type="checkbox"/> <input type="checkbox"/>	290.0#
 <p>LRSTA</p>	Modern, Storage Both Sides • 1 = Back, arms, and lower front panel (Fabric Contrast 1) C.O.M. = 8.25 yd • 2 = Seat (Fabric Contrast 2) C.O.M. = 3 yd	11.25 yd	FSS/NC	<input type="checkbox"/> <input type="checkbox"/> <input type="checkbox"/> <input type="checkbox"/>		<input type="checkbox"/> <input type="checkbox"/>	<input type="checkbox"/> <input type="checkbox"/>	325.0#
			FSS/FC	<input type="checkbox"/> <input type="checkbox"/> <input type="checkbox"/> <input type="checkbox"/>	<input type="checkbox"/> <input type="checkbox"/> <input type="checkbox"/> <input type="checkbox"/>	<input type="checkbox"/> <input type="checkbox"/>	<input type="checkbox"/> <input type="checkbox"/>	325.0#

A

B

C

D

E

HOW TO ORDER

Indicate the following information on order form:

- Quantity of each item.
- Model number, including options. See "How To Build a Model Number".
- Any special service required.

Note: • The indicates that a choice is required.

- The absence of the indicates that no choice is required.
- Alpha-numeric characters in place of indicate that no other alternatives are available.

HOW TO BUILD A MODEL NUMBER

- Select basic model.
- Select non-contrast or fabric contrast 1. Refer to color addendum at ki.com or KI Fabrics & Finishes binder.
- Select fabric contrast 2. Refer to color addendum at ki.com or KI Fabrics & Finishes binder.
- Select frame color. Refer to color addendum at ki.com or KI Fabrics & Finishes binder.
- Select laminate color. Refer to color addendum at ki.com or KI Fabrics & Finishes binder.

INFORMATION

Moisture Barrier \$348
TB133 \$579

C.O.M. Requirements

C.O.M. yardage requirements listed above are based on plain goods 54" wide. If less than 54" wide or fabrics requiring matching (stripes, plaids, prints, large patterns), additional yardage will be needed. Consult C.O.M. matrix on the Ordering C.O.M. and C.O.L. page for additional yardage needed. For C.O.M. fabric sent to KI-High Point on multiple rolls, add an additional yard of fabric per roll to the yardage requirements.

C.O.L. Requirements

Figure 18 sq. ft. of leather (C.O.L.) for each yard shown (i.e., 4.75 x 18 = 85.5 sq. ft.).

Contrasting Upholstery

When contrasting fabric is chosen, price at highest in-grade.



Grade C.O.M.	Grade C	Grade D	Grade E & C.O.L.	Grade F	Grade G	Grade H	Grade I	Grade J	Grade K	Grade L Leather	Grade M Leather
\$ 4029	\$ 4406	\$ 4505	\$ 4628	\$ 4708	\$ 4867	\$ 5028	\$ 5224	\$ 5625	\$ 6024	\$ 6424	\$ 7223
4130	4508	4606	4729	4810	4968	5128	5326	5726	6124	6525	7322
\$ 4334	\$ 4730	\$ 4834	\$ 4959	\$ 5045	\$ 5212	\$ 5379	\$ 5589	\$ 6005	\$ 6424	\$ 6843	\$ 7678
4434	4831	4936	5060	5145	5312	5480	5688	6105	6525	6942	7780
\$ 4334	\$ 4730	\$ 4834	\$ 4959	\$ 5045	\$ 5212	\$ 5379	\$ 5589	\$ 6005	\$ 6424	\$ 6843	\$ 7678
4434	4831	4936	5060	5145	5312	5480	5688	6105	6525	6942	7780
\$ 4357	\$ 4754	\$ 4859	\$ 4984	\$ 5067	\$ 5236	\$ 5403	\$ 5610	\$ 6030	\$ 6447	\$ 6867	\$ 7703
4460	4857	4958	5086	5169	5338	5504	5712	6131	6548	6968	7804

Minimum Fabric/Leather Quantity

Minimum order for fabric is 1 yard. Minimum order for leather is 1 hide (approximately 50 sq. ft).

Construction

Frame constructed of kiln-dried lumber, laminated hardwood plywood, and 14-gauge steel. Tight seats and backs are wrapped with multiple densities of polyurethane foam.

California TB133 Fire Safety Code

The above seating products can be manufactured using the appropriate flame-retardant materials and fabric selections for compliance to California Technical Bulletin 133. Add "FR" to end of model number and add upcharge. Please contact KI customer service for fabric compliance. Not available with moisture barrier. Nano-Tex treatments can be used when TB133 is required.

Powder Coat for Handle and Drawer Pull

See color addendum for standard powder coat selections. Additional KI powder coat colors are available at an \$991 list upcharge per order.

Options

Available in leather as a special.

SPECIAL SERVICES

Special Carton Marking

With specially marked information N/C

Shipping

Shipped **assembled unless replacement parts which ship k.d. freight prepaid High Point, North Carolina 27263** factory. Freight class #125.

Specifications and prices are subject to change without prior notice.

Perth®

General Information



General Dimensions					
Seat width	27-1/2"	56"	24-1/2"	23-1/2"	20-1/2"
Seat depth	20"	20"	20-3/4"	20-1/2"	19-1/2"
Seat height	17"	17"	19"	19"	19-1/2"
Arm Height	26"	26"	25-1/2"	25-1/2"	26"
Sleep surface width	27-1/2"	27-1/2" LFS/RFS - 56" DS			
Sleep surface depth	77"	77" LFS/RFS/DS			
Sleep surface thickness	3-1/2"	3-1/2" LFS/RFS/DS			
Full recline depth			67-1/4"	63"	
Overall Dimensions					
Width	31-1/2"	60-1/2"	28-3/4"	28"	23-1/2"
Depth	37-1/2"	37-1/2"	36"	34"	27-1/4"
Height	33-1/2"	33-1/2"	44"	41"	42-1/2"
Depth in sleep position	82"	82"			

SPECIFICATIONS

Complimentary Furniture

The following lounge collections offer complimentary furniture that creates continuity and a cohesive look throughout a facility. These complimentary pieces can be found in other sections of the KI price list.

PERTH® HEALTHCARE SEATING - Perth® Multiple Seating, LaResta® Day Bed (FSD/PE)

UPHOLSTERY INFORMATION

C.O.M. Fabric

For C.O.M. fabric sent to KI-High Point on multiple rolls, add an additional yard of fabric per roll to the yardage requirements. Multiple rolls have shorter pieces of fabric on them and do not allow nesting and stacking of the fabric to achieve the best yield as is done with one large roll. This results in yardage shortages and requests for additional fabric from the client, which can hold up

the order. For each roll that is sent, one yard needs to be added and needs to be added to one of the rolls, not separately.

Fabric Disclaimer

Fabric will be applied as swatched by the fabric manufacturer. Fabric that is required to be applied differently than is swatched will need a Special Cost Request written specifying the direction the fabric is to be applied. The posted standard lead time will apply to the Special Cost Request.

FINISH INFORMATION

SPECIAL FINISH MATCHES

KI can match special finish requests at an upcharge of \$64 List per item, up to 12 or a maximum charge of \$771 List per order per color. Special finish requests must be sent to your KI customer service representative.

Upon receipt from KI, the finishing department will prepare a "strike-off" which will be sent to the customer for approval.

The approval form accompanying the strike-off should be faxed to your KI customer service representative. Upon receipt of the signed approval form, KI will proceed with the order. Disapproved samples may be sent back to KI directly with an explanation of disapproval. A Special Finish Number (SFN) will be assigned to this finish sample for future reference or reorders


**Patient Chair
(Closed Arm)**

**Motion Patient Chair
(Open Arm)**

Patient Chair Ottoman

**Bariatric Chair
(Open Arm)**

**Glider
(Closed Arm)**


General Dimensions					
Seat width	20-1/2"	20-3/4"		29-3/4"	21-1/4"
Seat depth	19-1/2"	18-1/2"		19-3/4"	20"
Seat height	19-1/2"	18-3/4"		19-3/4"	19"
Arm Height	26"	24"		25-1/2"	24-1/2"
Minimum glide range					11"
Minimum distance from wall					9-1/2"
Overall Dimensions					
Width	23-1/2"	24-3/4"	19-1/4"	32-3/4"	24-1/4"
Depth	27-1/4"	29"	21-1/4"	25-1/2"	26-1/2"
Height	42-1/2"	43-1/2"	13-1/4"	34"	41-1/2"

INFORMATION
Warranty

 Refer to KI Terms & Conditions document or visit ki.com

Perth™

Sleeper

	Features	COM	MODEL NUMBER									Approx. Packaged Weight
			Basic Model	Non-Contrast or Fabric Contrast 1	Fabric Contrast 2	Pull Color	Wood Finish	Casters	Arm Cap	Fire Code	Moisture Barrier	
	Non-contrast	8.25 yd	PLS/NC	□□□□		□□□	□□□	□□□□	□□□	□□□	□□□	175.0#
	Contrast		PLS/FC	□□□□	□□□□	□□□	□□□	□□□□	□□□	□□□	□□□	175.0#
<p>PRLS Lounge Sleeper</p> <ul style="list-style-type: none"> 1 = Seat and back/sleep surface (Fabric Contrast 1) C.O.M. = 3.75 yd 2 = Arms and frame (Fabric Contrast 2) C.O.M. = 4.5 yd 												
	Non-contrast	3.75 yd	PLSC	□□□□						□□□	□□□	25.0#
<p>PRRP Lounge Sleeper Replacement Seat & Back Cushions</p>												
			A	B	C	D	E	F	G	H	I	

HOW TO ORDER

Indicate the following information on order form:

- Quantity of each item.
- Model number, including options. See "How To Build a Model Number".
- Any special service required.

Note: • The □ indicates that a choice is required.

- The absence of the □ indicates that no choice is required.
- Alpha-numeric characters in place of □ indicate that no other alternatives are available.

HOW TO BUILD A MODEL NUMBER

A Select basic model.

B Select non-contrast or fabric contrast 1.
Refer to color addendum at ki.com or KI Fabrics & Finishes binder.

C Select fabric contrast 2.
Refer to color addendum at ki.com or KI Fabrics & Finishes binder.

D Select pull handle color.
Refer to color addendum at ki.com or KI Fabrics & Finishes binder.

E Select wood finish color.
Refer to color addendum at ki.com or KI Fabrics & Finishes binder.
For Kensington Maple add upcharge.

F Select casters.
NCST - No casters (standard)
FRCS - Locking casters-fixed front/rear swivel; add \$129

G Select armcaps.

WAC - Wood armcaps (pair)
UAC - Upholstered (pair); add \$129
PAC - Polyurethane (pair); add \$179

Armcap upholstery matches seat back (Fabric Contrast 1) C.O.M. yardage = 1 yd per pair.

H Select fire code.

NFR - Compliance to TB 117-2013

FR - Compliance to TB 133

See pricing column for TB133 upcharge.

I Select moisture barrier.

NMB - No moisture barrier

MB - Moisture barrier

See pricing column for moisture barrier upcharge.



Grade C.O.M.	Grade C	Grade D	Grade E & C.O.L.	Grade F	Grade G	Grade H	Grade I	Grade J	Grade K	Grade L Leather	Grade M Leather	TB133 add to list price	Moisture Barrier add to list price
\$ 2743	\$ 2792	\$ 2871	\$ 2967	\$ 3032	\$ 3160	\$ 3287	\$ 3447	\$ 3768	\$ 4088	\$ 4406	\$ 5048	\$ 365	\$ 129
2795	2845	2925	3019	3084	3213	3339	3500	3820	4141	4461	5102	365	129
\$ 665	\$ 701	\$ 767	\$ 842	\$ 901	\$ 1003	\$ 1103	\$ 1311	\$ 1567	\$ 1830	\$ 2086	\$ 2609	\$ 134	\$ 171

KENSINGTON MAPLE UPCHARGE

Kensington Maple requires extended leadtimes.

Model	
PLS/NC	\$30
PLS/FC	\$30
PLSS/LFS/NC	\$30
PLSS/RFS/NC	\$30
PLSS/DS/NC	\$30
PLSS/LFS/FC	\$30
PLSS/RFS/FC	\$30
PLSS/DS/FC	\$30

INFORMATION

C.O.M. Requirements
C.O.M. yardage requirements listed above are based on plain goods 54" wide. If less than 54" wide or fabrics requiring matching (stripes, plaids, prints, large patterns), additional yardage will be needed. Consult C.O.M. matrix on the Ordering C.O.M. and C.O.L. page for additional yardage needed. For C.O.M. fabric sent to KI-High Point on multiple rolls, add an additional yard of fabric per roll to the yardage requirements.

C.O.L. Requirements
Figure 18 sq. ft. of leather (C.O.L.) for each yard shown (i.e., 4.75 x 18 = 85.5 sq. ft.).

Contrasting Upholstery
When contrasting fabric is chosen, price at highest in-grade.

Minimum Fabric/Leather Quantity
Minimum order for fabric is 1 yard. Minimum order for leather is 1 hide (approx-

mately 50 sq. ft.).

Moisture Barrier
Moisture barrier is applied underneath the fabric cover as a means of protecting the foam. Not available with TB133.

California TB133 Fire Safety Code
The above seating products can be manufactured using the appropriate flame-retardant materials and fabric selections for compliance to California Technical Bulletin 133. Please contact KI customer service for fabric compliance. Not available with moisture barrier.

Construction
Seat and back frame constructed of welded structural steel. Arms constructed of kiln-dried hardwood. Arms are not field replaceable. Cushions constructed of multiple densities of polyurethane foam. Storage boxes constructed of laminated plywood, black paint standard.

SPECIAL SERVICES

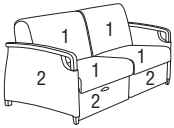

Special Carton Marking
With specially marked information N/C

Shipping
Shipped **assembled freight prepaid f.o.b. High Point, North Carolina 27263** factory. Freight class #125.

Specifications and prices are subject to change without prior notice.

Perth™

Sleeper

		MODEL NUMBER									Approx. Packaged Weight
Features	COM	Basic Model	Non-Contrast or Fabric Contrast 1	Fabric Contrast 2	Pull Color	Wood Finish	Arm Cap	Fire Code	Moisture Barrier		
 <p>PRLS Loveseat Sleeper - LFS (Open, Left Side Facing)</p> <ul style="list-style-type: none"> 1 = Seat and back/sleep surface (Fabric Contrast 1) C.O.M. = 7.5 yd 2 = Arms and frame (Fabric Contrast 2) C.O.M. = 5.5 yd 	Non-contrast	13 yd	PLSS/LFS/NC	□□□□		□□□□	□□□	□□□	□□□	□□□	210.0#
	Contrast		PLSS/LFS/FC	□□□□	□□□□	□□□□	□□□	□□□	□□□	□□□	210.0#
 <p>PRLS Loveseat Sleeper - RFS (Open, Right Side Facing)</p> <ul style="list-style-type: none"> 1 = Seat and back/sleep surface (Fabric Contrast 1) C.O.M. = 7.5 yd 2 = Arms and frame (Fabric Contrast 2) C.O.M. = 5.5 yd 	Non-contrast	13 yd	PLSS/RFS/NC	□□□□		□□□□	□□□	□□□	□□□	□□□	210.0#
	Contrast		PLSS/RFS/FC	□□□□	□□□□	□□□□	□□□	□□□	□□□	□□□	210.0#
				A	B	C	D	E	F	G	H

HOW TO ORDER

Indicate the following information on order form:

- Quantity of each item.
- Model number, including options. See "How To Build a Model Number".
- Any special service required.

Note: • The indicates that a choice is required.

- The absence of the indicates that no choice is required.
- Alpha-numeric characters in place of indicate that no other alternatives are available.

HOW TO BUILD A MODEL NUMBER

- A** Select basic model.
- B** Select non-contrast or fabric contrast 1. Refer to color addendum at ki.com or KI Fabrics & Finishes binder.
- C** Select fabric contrast 2. Refer to color addendum at ki.com or KI Fabrics & Finishes binder.
- D** Select pull handle color. Refer to color addendum at ki.com or KI Fabrics & Finishes binder.
- E** Select wood finish color. Refer to color addendum at ki.com or KI Fabrics & Finishes binder. For Kensington Maple add upcharge.
- F** Select armcaps.
- | | |
|------------|----------------------------------|
| WAC | - Wood armcaps (pair) |
| UAC | - Upholstered (pair); add \$129 |
| PAC | - Polyurethane (pair); add \$179 |

Armcap upholstery matches seat back (Fabric Contrast 1) C.O.M. yardage = 1 yd per pair.

- G** Select fire code.
- | | |
|------------|-----------------------------|
| NFR | - Compliance to TB 117-2013 |
| FR | - Compliance to TB 133 |
- See pricing column for TB133 upcharge.
- H** Select moisture barrier.
- | | |
|------------|-----------------------|
| NMB | - No moisture barrier |
| MB | - Moisture barrier |
- See pricing column for moisture barrier upcharge.

KENSINGTON MAPLE UPCHARGE

Kensington Maple requires extended leadtimes.

Model	
PLS/NC	\$30
PLS/FC	\$30
PLSS/LFS/NC	\$30
PLSS/RFS/NC	\$30
PLSS/DS/NC	\$30
PLSS/LFS/FC	\$30
PLSS/RFS/FC	\$30
PLSS/DS/FC	\$30



Grade C.O.M.	Grade C	Grade D	Grade E & C.O.L.	Grade F	Grade G	Grade H	Grade I	Grade J	Grade K	Grade L Leather	Grade M Leather	TB133 add to list price	Moisture Barrier add to list price
\$ 4332	\$ 4430	\$ 4591	\$ 4784	\$ 4916	\$ 5174	\$ 5434	\$ 5757	\$ 6406	\$ 7051	\$ 7701	\$ 9266	\$ 479	\$ 289
4413	4510	4672	4865	4996	5255	5514	5837	6485	7133	7781	9345	479	289

\$ 4332	\$ 4430	\$ 4591	\$ 4784	\$ 4916	\$ 5174	\$ 5434	\$ 5757	\$ 6406	\$ 7051	\$ 7701	\$ 9266	\$ 479	\$ 289
4413	4510	4672	4865	4996	5255	5514	5837	6485	7133	7781	9345	479	289

INFORMATION

C.O.M. Requirements

C.O.M. yardage requirements listed above are based on plain goods 54" wide. If less than 54" wide or fabrics requiring matching (stripes, plaids, prints, large patterns), additional yardage will be needed. Consult C.O.M. matrix on the Ordering C.O.M. and C.O.L. page for additional yardage needed. For C.O.M. fabric sent to KI-High Point on multiple rolls, add an additional yard of fabric per roll to the yardage requirements.

C.O.L. Requirements

Figure 18 sq. ft. of leather (C.O.L.) for each yard shown (i.e., 4.75 x 18 = 85.5 sq. ft.).

Contrasting Upholstery

When contrasting fabric is chosen, price at highest in-grade.

Minimum Fabric/Leather Quantity

Minimum order for fabric is 1 yard. Minimum order for leather is 1 hide (approx-

mately 50 sq. ft).

Moisture Barrier

Moisture barrier is applied underneath the fabric cover as a means of protecting the foam. Not available with TB133.

California TB133 Fire Safety Code

The above seating products can be manufactured using the appropriate flame-retardant materials and fabric selections for compliance to California Technical Bulletin 133. Please contact KI customer service for fabric compliance. Not available with moisture barrier.

Construction

Seat and back frame constructed of welded structural steel. Arms constructed of kiln-dried hardwood. Arms are not field replaceable. Cushions constructed of multiple densities of polyurethane foam. Storage boxes constructed of laminated plywood, black paint standard.

Options

Casters are NOT available on PLSS loveseat sleeper.

SPECIAL SERVICES

Special Carton Marking

With specially marked information N/C

Shipping

Shipped **assembled freight prepaid f.o.b. High Point, North Carolina 27263** factory. Freight class #125.

Specifications and prices are subject to change without prior notice.



Grade C.O.M.	Grade C	Grade D	Grade E & C.O.L.	Grade F	Grade G	Grade H	Grade I	Grade J	Grade K	Grade L Leather	Grade M Leather	TB133 add to list price	Moisture Barrier add to list price
\$ 5629	\$ 5727	\$ 5888	\$ 6081	\$ 6214	\$ 6471	\$ 6730	\$ 7053	\$ 7702	\$ 8349	\$ 8996	\$ 10560	\$ 479	\$ 289
5709	5808	5969	6162	6291	6550	6811	7134	7782	8429	9078	10641	479	289

INFORMATION

C.O.M. Requirements

C.O.M. yardage requirements listed above are based on plain goods 54" wide. If less than 54" wide or fabrics requiring matching (stripes, plaids, prints, large patterns), additional yardage will be needed. Consult C.O.M. matrix on the Ordering C.O.M. and C.O.L. page for additional yardage needed. For C.O.M. fabric sent to KI-High Point on multiple rolls, add an additional yard of fabric per roll to the yardage requirements.

C.O.L. Requirements

Figure 18 sq. ft. of leather (C.O.L.) for each yard shown (i.e., 4.75 x 18 = 85.5 sq. ft.).

Contrasting Upholstery

When contrasting fabric is chosen, price at highest in-grade.

Minimum Fabric/Leather Quantity

Minimum order for fabric is 1 yard. Minimum order for leather is 1 hide (approx-

mately 50 sq. ft).

Moisture Barrier

Moisture barrier is applied underneath the fabric cover as a means of protecting the foam. Not available with TB133.

California TB133 Fire Safety Code

The above seating products can be manufactured using the appropriate flame-retardant materials and fabric selections for compliance to California Technical Bulletin 133. Please contact KI customer service for fabric compliance. Not available with moisture barrier.

Construction

Seat and back frame constructed of welded structural steel. Arms constructed of kiln-dried hardwood. Arms are not field replaceable. Cushions constructed of multiple densities of polyurethane foam. Storage boxes constructed of laminated plywood, black paint standard.

Options

Casters are NOT available on PLSS loveseat sleeper.

SPECIAL SERVICES

Special Carton Marking

With specially marked information N/C

Shipping

Shipped assembled freight prepaid f.o.b. High Point, North Carolina 27263 factory. Freight class #125.

Specifications and prices are subject to change without prior notice.

Perth™

Sleeper Replacement Parts

	MODEL	COM	MODEL NUMBER				Approx. Packaged Weight	Delivered Pricing
			Basic Model	Non-Contrast or Fabric Contrast 1	Fire Code	Moisture Barrier		
PRRP	Loveseat Sleeper Replacement Seat & Back Cushions - LFS • Open, left side facing	3.75 yd	PLSSC/LFS	□□□□	□□□	□□□	25.0#	N/A
PRRP	Loveseat Sleeper Replacement Seat & Back Cushions - RFS • Open, right side facing	3.75 yd	PLSSC/RFS	□□□□	□□□	□□□	25.0#	N/A
PRRP	Loveseat Sleeper Replacement Seat & Back Cushions - DS • Open, both sides facing	7.5 yd	PLSSC/DS	□□□□	□□□	□□□	50.0#	N/A
HRDPT	Replacement Med Caster Kit Includes: • (2) Med caster locking casters • (2) Med caster non-locking casters • (8) Hex nuts, (4) lock washers • (1) Small tube of Loc-Tite		RETRO.MEDCASTER				7.0#	\$ 222
			A	B	C	D		

HOW TO ORDER

Indicate the following information on order form:

- Quantity of each item.
- Model number, including options. See "How To Build a Model Number".
- Any special service required.

Note: • The □ indicates that a choice is required.

- The absence of the □ indicates that no choice is required.
- Alpha-numeric characters in place of □ indicate that no other alternatives are available.

HOW TO BUILD A MODEL NUMBER

- A** Select basic model.
- B** Select non-contrast or fabric contrast 1.
Refer to color addendum at ki.com or KI Fabrics & Finishes binder.
- C** Select fire code.
NFR - Compliance to TB 117-2013
FR - Compliance to TB 133
 See pricing column for TB133 upcharge.
- D** Select moisture barrier.
NMB - No moisture barrier
MB - Moisture barrier
 See pricing column for moisture barrier upcharge.

INFORMATION

C.O.M. Requirements

C.O.M. yardage requirements listed above are based on plain goods 54" wide. If less than 54" wide or fabrics requiring matching (stripes, plaids, prints, large patterns), additional yardage will be needed. Consult C.O.M. matrix on the Ordering C.O.M. and C.O.L. page for additional yardage needed. For C.O.M. fabric sent to KI-High Point on multiple rolls, add an additional yard of fabric per roll to the yardage requirements.

C.O.L. Requirements

Figure 18 sq. ft. of leather (C.O.L.) for each yard shown (i.e., 4.75 x 18 = 85.5 sq. ft.).

Moisture Barrier

Moisture barrier is applied underneath the fabric cover as a means of protecting the foam. Not available with TB133.

California TB133 Fire Safety Code

The above seating products can be



Grade C.O.M.	Grade C	Grade D	Grade E & C.O.L.	Grade F	Grade G	Grade H	Grade I	Grade J	Grade K	Grade L Leather	Grade M Leather	TB133 add to list price	Moisture Barrier add to list price
\$ 740	\$ 761	\$ 798	\$ 844	\$ 875	\$ 933	\$ 993	\$ 1068	\$ 1217	\$ 1367	\$ 1515	\$ 1817	\$ 134	\$ 171
\$ 740	\$ 761	\$ 798	\$ 844	\$ 875	\$ 933	\$ 993	\$ 1068	\$ 1217	\$ 1367	\$ 1515	\$ 1817	\$ 134	\$ 171
\$ 1480	\$ 1519	\$ 1598	\$ 1686	\$ 1749	\$ 1869	\$ 1985	\$ 2138	\$ 2436	\$ 2730	\$ 3033	\$ 3634	\$ 134	\$ 171
												N/A	N/A

manufactured using the appropriate flame-retardant materials and fabric selections for compliance to California Technical Bulletin 133. Please contact KI customer service for fabric compliance. Not available with moisture barrier.

SPECIAL SERVICES

Special Carton Marking

With specially marked information N/C

Shipping

Shipped **k.d. freight prepaid f.o.b. High Point, North Carolina 27263** factory. Freight class #125.

Specifications and prices are subject to change without prior notice.



Approx. Packaged Weight	Grade C.O.M.	Grade C	Grade D	Grade E & C.O.L.	Grade F	Grade G	Grade H	Grade I	Grade J	Grade K	Grade L Leather	Grade M Leather	Moisture Barrier add to list price
150.0#	\$ 2521	\$ 2569	\$ 2644	\$ 2731	\$ 2793	\$ 2913	\$ 3032	\$ 3180	\$ 3480	\$ 3778	\$ 4078	\$ 4676	\$ 129
150.0#	2603	2651	2723	2812	2873	2994	3111	3261	3561	3860	4158	4756	129
5.0#	\$ 476	\$ 502	\$ 546	\$ 600	\$ 632	\$ 704	\$ 772	\$ 861	\$ 1035	\$ 1209	\$ 1383	\$ 1731	\$ 75

INFORMATION

TB133 \$295

Kensington Maple Upcharge

Kensington Maple requires extended lead-times
Model: PR \$30

Options

Additional options may be ordered. Add /xx to the end of the model number and upcharge.

Trendelenberg: /TM and \$160

Catheter attachment (specified as facing chair)

- /LRCA - Left rear - add \$44
- /LFCA - Left front - add \$44
- /RRCA - Right rear - add \$44
- /RFCA - Right front - add \$44

NOTE: If optional I.V. pole is specified, catheter attachment can not be specified in the same location.

Posey restraints may be done as a special.

C.O.M. Requirements

C.O.M. yardage requirements listed above are based on plain goods 54" wide. If less than 54" wide or fabrics requiring matching (stripes, plaids, prints, large patterns), additional yardage will be needed. Consult C.O.M. matrix on the Ordering C.O.M. and C.O.L. page for additional yardage needed. For C.O.M. fabric sent to KI-High Point on multiple rolls, add an additional yard of fabric per roll to the yardage requirements.

C.O.L. Requirements

Figure 18 sq. ft. of leather (C.O.L.) for each yard shown (i.e., 4.75 x 18 = 85.5 sq. ft.).

Contrasting Upholstery

When contrasting fabric is chosen, price at highest in-grade.

Minimum Fabric/Leather Quantity

Minimum order for fabric is 1 yard. Mini-

mum order for leather is 1 hide (approximately 50 sq. ft).

California TB133 Fire Safety Code

The above seating products can be manufactured using the appropriate flame-retardant materials and fabric selections for compliance to California Technical Bulletin 133. Add "FR" to end of model number and add upcharge. Please contact KI customer service for fabric compliance. Not available with moisture barrier. Nano-Tex treatments can be used when TB133 is required.

Construction

Seat platform constructed of tubular steel and kiln-dried hardwood. Back constructed of kiln-dried hardwood and laminated plywood. Arms constructed of kiln-dried hardwood. Cushioning of multiple densities of polyurethane foam and Dacron fiber.

SPECIAL SERVICES

Special Carton Marking

With specially marked information N/C

Shipping

Shipped **assembled freight prepaid f.o.b. High Point, North Carolina 27263** factory. Freight class #250.

Specifications and prices are subject to change without prior notice.



Approx. Packaged Weight	Grade C.O.M.	Grade C	Grade D	Grade E & C.O.L.	Grade F	Grade G	Grade H	Grade I	Grade J	Grade K	Grade L Leather	Grade M Leather	Moisture Barrier add to list price
150.0#	\$ 2521	\$ 2569	\$ 2644	\$ 2731	\$ 2793	\$ 2913	\$ 3032	\$ 3180	\$ 3480	\$ 3778	\$ 4078	\$ 4676	\$ 129
150.0#	2603	2651	2723	2812	2873	2994	3111	3261	3561	3860	4158	4756	129
5.0#	\$ 476	\$ 502	\$ 546	\$ 600	\$ 632	\$ 704	\$ 772	\$ 861	\$ 1035	\$ 1209	\$ 1383	\$ 1731	\$ 75

INFORMATION

TB133 \$295

Kensington Maple Upcharge

Kensington Maple requires extended lead-times
Model: PR \$30

Options

Additional options may be ordered. Add /xx to the end of the model number and upcharge.

Trendelenberg: /TM and \$160

Catheter attachment (specified as facing chair)

- /LRCA - Left rear - add \$44
- /LFCA - Left front - add \$44
- /RRCA - Right rear - add \$44
- /RFCA - Right front - add \$44

NOTE: If optional I.V. pole is specified, catheter attachment can not be specified in the same location.

Posey restraints may be done as a special.

C.O.M. Requirements

C.O.M. yardage requirements listed above are based on plain goods 54" wide. If less than 54" wide or fabrics requiring matching (stripes, plaids, prints, large patterns), additional yardage will be needed. Consult C.O.M. matrix on the Ordering C.O.M. and C.O.L. page for additional yardage needed. For C.O.M. fabric sent to KI-High Point on multiple rolls, add an additional yard of fabric per roll to the yardage requirements.

C.O.L. Requirements

Figure 18 sq. ft. of leather (C.O.L.) for each yard shown (i.e., 4.75 x 18 = 85.5 sq. ft.).

Contrasting Upholstery

When contrasting fabric is chosen, price at highest in-grade.

Minimum Fabric/Leather Quantity

Minimum order for fabric is 1 yard. Mini-

mum order for leather is 1 hide (approximately 50 sq. ft).

California TB133 Fire Safety Code

The above seating products can be manufactured using the appropriate flame-retardant materials and fabric selections for compliance to California Technical Bulletin 133. Add "FR" to end of model number and add upcharge. Please contact KI customer service for fabric compliance. Not available with moisture barrier. Nano-Tex treatments can be used when TB133 is required.

Construction

Seat platform constructed of tubular steel and kiln-dried hardwood. Back constructed of kiln-dried hardwood and laminated plywood. Arms constructed of kiln-dried hardwood. Cushioning of multiple densities of polyurethane foam and Dacron fiber.

SPECIAL SERVICES

Special Carton Marking

With specially marked information N/C

Shipping

Shipped **assembled freight prepaid f.o.b. High Point, North Carolina 27263** factory. Freight class #250.

Specifications and prices are subject to change without prior notice.



Approx. Packaged Weight	Grade C.O.M.	Grade C	Grade D	Grade E & C.O.L.	Grade F	Grade G	Grade H	Grade I	Grade J	Grade K	Grade L Leather	Grade M Leather	Moisture Barrier add to list price
155.0#	\$ 2757	\$ 2805	\$ 2879	\$ 2967	\$ 3027	\$ 3148	\$ 3265	\$ 3417	\$ 3717	\$ 4014	\$ 4313	\$ 4911	\$ 129
155.0#	2757	2805	2879	2967	3027	3148	3265	3417	3717	4014	4313	4911	129
155.0#	\$ 2838	\$ 2886	\$ 2959	\$ 3048	\$ 3107	\$ 3228	\$ 3346	\$ 3497	\$ 3796	\$ 4095	\$ 4393	\$ 4991	\$ 129
155.0#	2838	2886	2959	3048	3107	3228	3346	3497	3796	4095	4393	4991	129

INFORMATION

Moisture Barrier \$129
TB133 \$295

Kensington Maple Upcharge

Kensington Maple requires extended lead-times
Model: PR \$30

Options

Additional options may be ordered. Add /xx to the end of the model number and upcharge.

Trendelenberg: /TM and \$160

Catheter attachment (specified as facing chair)

- /LRCA - Left rear - add \$44
- /LFCFA - Left front - add \$44
- /RRCA - Right rear - add \$44
- /RFCFA - Right front - add \$44

NOTE: If optional I.V. pole is specified, catheter attachment can not be specified in

the same location.

Posey restraints may be done as a special.

C.O.M. Requirements

C.O.M. yardage requirements listed above are based on plain goods 54" wide. If less than 54" wide or fabrics requiring matching (stripes, plaids, prints, large patterns), additional yardage will be needed. Consult C.O.M. matrix on the Ordering C.O.M. and C.O.L. page for additional yardage needed. For C.O.M. fabric sent to KI-High Point on multiple rolls, add an additional yard of fabric per roll to the yardage requirements.

C.O.L. Requirements

Figure 18 sq. ft. of leather (C.O.L.) for each yard shown (i.e., 4.75 x 18 = 85.5 sq. ft.).

Contrasting Upholstery

When contrasting fabric is chosen, price at highest in-grade.

Minimum Fabric/Leather Quantity

Minimum order for fabric is 1 yard. Minimum order for leather is 1 hide (approximately 50 sq. ft).

California TB133 Fire Safety Code

The above seating products can be manufactured using the appropriate flame-retardant materials and fabric selections for compliance to California Technical Bulletin 133. Add "FR" to end of model number and add upcharge. Please contact KI customer service for fabric compliance. Not available with moisture barrier. Nano-Tex treatments can be used when TB133 is required.

Construction

Seat platform constructed of tubular steel and kiln-dried hardwood. Back constructed of kiln-dried hardwood and laminated plywood. Arms constructed of kiln-dried hardwood. Cushioning of multiple densities of polyurethane foam and Dacron fiber.

SPECIAL SERVICES

Special Carton Marking



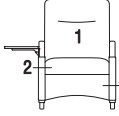
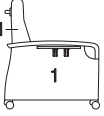
With specially marked information N/C

Shipping

Shipped **assembled freight prepaid f.o.b. High Point, North Carolina 27263** factory. Freight class #250.

Specifications and prices are subject to change without prior notice.

Perth® Recliner

		MODEL NUMBER									
Features	COM	Basic Model	Non-Contrast or Fabric Contrast 1	Fabric Contrast 2	I.V. Pole	Casters	Arm Cap	Magazine Rack	Wood Finish	Veneer Color	
 	Left facing	6.5 yd	PR/NC/LFT/VT	<input type="checkbox"/> <input type="checkbox"/> <input type="checkbox"/> <input type="checkbox"/>		<input type="checkbox"/> <input type="checkbox"/> <input type="checkbox"/> <input type="checkbox"/>	<input type="checkbox"/> <input type="checkbox"/> <input type="checkbox"/> <input type="checkbox"/> <input type="checkbox"/> <input type="checkbox"/>	<input type="checkbox"/> <input type="checkbox"/>	<input type="checkbox"/> <input type="checkbox"/>	<input type="checkbox"/> <input type="checkbox"/>	<input type="checkbox"/> <input type="checkbox"/>
	Right facing	6.5 yd	PR/NC/RFT/VT	<input type="checkbox"/> <input type="checkbox"/> <input type="checkbox"/> <input type="checkbox"/>		<input type="checkbox"/> <input type="checkbox"/> <input type="checkbox"/> <input type="checkbox"/>	<input type="checkbox"/> <input type="checkbox"/> <input type="checkbox"/> <input type="checkbox"/> <input type="checkbox"/> <input type="checkbox"/>	<input type="checkbox"/> <input type="checkbox"/>	<input type="checkbox"/> <input type="checkbox"/>	<input type="checkbox"/> <input type="checkbox"/>	<input type="checkbox"/> <input type="checkbox"/>
PRRL Recliner (w/ Veneer Side Articulating Tablet) - Non-contrast											
 	Left facing		PR/FC/LFT/VT	<input type="checkbox"/> <input type="checkbox"/> <input type="checkbox"/> <input type="checkbox"/>	<input type="checkbox"/> <input type="checkbox"/> <input type="checkbox"/> <input type="checkbox"/>	<input type="checkbox"/> <input type="checkbox"/> <input type="checkbox"/> <input type="checkbox"/>	<input type="checkbox"/> <input type="checkbox"/> <input type="checkbox"/> <input type="checkbox"/> <input type="checkbox"/> <input type="checkbox"/>	<input type="checkbox"/> <input type="checkbox"/>	<input type="checkbox"/> <input type="checkbox"/>	<input type="checkbox"/> <input type="checkbox"/>	<input type="checkbox"/> <input type="checkbox"/>
	Right facing		PR/FC/RFT/VT	<input type="checkbox"/> <input type="checkbox"/> <input type="checkbox"/> <input type="checkbox"/>	<input type="checkbox"/> <input type="checkbox"/> <input type="checkbox"/> <input type="checkbox"/>	<input type="checkbox"/> <input type="checkbox"/> <input type="checkbox"/> <input type="checkbox"/>	<input type="checkbox"/> <input type="checkbox"/> <input type="checkbox"/> <input type="checkbox"/> <input type="checkbox"/> <input type="checkbox"/>	<input type="checkbox"/> <input type="checkbox"/>	<input type="checkbox"/> <input type="checkbox"/>	<input type="checkbox"/> <input type="checkbox"/>	<input type="checkbox"/> <input type="checkbox"/>
PRRL Recliner (w/ Veneer Side Articulating Tablet) - Contrast											
<ul style="list-style-type: none"> 1 = Back and arms (Fabric Contrast 1) C.O.M. = 5.75 yd (includes front kick panel below seat and footrest on applicable models) 2 = Seat (Fabric Contrast 2) C.O.M. = 1.75 yd 											
		A	B	C	D	E	F	G	H	I	

HOW TO ORDER

Indicate the following information on order form:

- Quantity of each item.
- Model number, including options. See "How To Build a Model Number".
- Any special service required.

Note: • The indicates that a choice is required.

- The absence of the indicates that no choice is required.
- Alpha-numeric characters in place of indicate that no other alternatives are available.

HOW TO BUILD A MODEL NUMBER

A Select basic model.

B Select non-contrast or fabric contrast 1. Refer to color addendum at ki.com or KI Fabrics & Finishes binder.

C Select fabric contrast 2. Refer to color addendum at ki.com or KI Fabrics & Finishes binder.

D Select I.V. pole (facing).
NS - No pole
LFFIV - Left facing front; add \$289
LRFIV - Left facing rear; add \$289
RFFIV - Right facing front; add \$289
RRFIV - Right facing rear; add \$289

E Select casters.
CSTRPB - Casters & push bar (standard)
LEGS - Legs, no casters or push bar; add \$64

F Select armcaps.

WAC - Wood armcaps (pair)
PAC - Black poly (pair); add \$89
UAC - Upholstered (pair); add \$129
 Upholstered armcap fabric will match arms fabric selection (Fabric Contrast 1). C.O.M. = 1 yd

G Select magazine rack.

Magazine rack fabric will match arm fabric selection (Fabric Contrast 1). C.O.M. = .5 yd

H Select wood finish color.

Refer to color addendum at ki.com or KI Fabrics & Finishes binder. For Kensington Maple add upcharge.

I Select veneer color.

Refer to color addendum at ki.com or KI Fabrics & Finishes binder.



Approx. Packaged Weight	Grade C.O.M.	Grade C	Grade D	Grade E & C.O.L.	Grade F	Grade G	Grade H	Grade I	Grade J	Grade K	Grade L Leather	Grade M Leather	Moisture Barrier add to list price
155.0#	\$ 2757	\$ 2805	\$ 2879	\$ 2967	\$ 3027	\$ 3148	\$ 3265	\$ 3417	\$ 3717	\$ 4014	\$ 4313	\$ 4911	\$ 129
155.0#	2757	2805	2879	2967	3027	3148	3265	3417	3717	4014	4313	4911	129
155.0#	\$ 2838	\$ 2886	\$ 2959	\$ 3048	\$ 3107	\$ 3228	\$ 3346	\$ 3497	\$ 3796	\$ 4095	\$ 4393	\$ 4991	\$ 129
155.0#	2838	2886	2959	3048	3107	3228	3346	3497	3796	4095	4393	4991	129

INFORMATION

Moisture Barrier \$129
TB133 \$295

Kensington Maple Upcharge

Kensington Maple requires extended lead-times
Model: PR \$30

Options

Additional options may be ordered. Add /xx to the end of the model number and upcharge.

Trendelenberg: /TM and \$160

Catheter attachment (specified as facing chair)

- /LRCA - Left rear - add \$44
- /LFCFA - Left front - add \$44
- /RRCA - Right rear - add \$44
- /RFCFA - Right front - add \$44

NOTE: If optional I.V. pole is specified, catheter attachment can not be specified in

the same location.

Posey restraints may be done as a special.

C.O.M. Requirements

C.O.M. yardage requirements listed above are based on plain goods 54" wide. If less than 54" wide or fabrics requiring matching (stripes, plaids, prints, large patterns), additional yardage will be needed. Consult C.O.M. matrix on the Ordering C.O.M. and C.O.L. page for additional yardage needed. For C.O.M. fabric sent to KI-High Point on multiple rolls, add an additional yard of fabric per roll to the yardage requirements.

C.O.L. Requirements

Figure 18 sq. ft. of leather (C.O.L.) for each yard shown (i.e., 4.75 x 18 = 85.5 sq. ft.).

Contrasting Upholstery

When contrasting fabric is chosen, price at highest in-grade.

Minimum Fabric/Leather Quantity

Minimum order for fabric is 1 yard. Minimum order for leather is 1 hide (approximately 50 sq. ft).

California TB133 Fire Safety Code

The above seating products can be manufactured using the appropriate flame-retardant materials and fabric selections for compliance to California Technical Bulletin 133. Add "FR" to end of model number and add upcharge. Please contact KI customer service for fabric compliance. Not available with moisture barrier. Nano-Tex treatments can be used when TB133 is required.

Construction

Seat platform constructed of tubular steel and kiln-dried hardwood. Back constructed of kiln-dried hardwood and laminated plywood. Arms constructed of kiln-dried hardwood. Cushioning of multiple densities of polyurethane foam and Dacron fiber.

SPECIAL SERVICES

Special Carton Marking

With specially marked information N/C


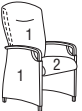

Shipping

Shipped assembled freight prepaid f.o.b. High Point, North Carolina 27263 factory. Freight class #250.

Specifications and prices are subject to change without prior notice.

Perth®

Patient Chair

MODEL	Features	COM	MODEL NUMBER						
			Basic Model	Non-Contrast or Fabric Contrast 1	Fabric Contrast 2	Wood Finish	Arm Cap	Fire Code	Moisture Barrier
 <p>Patient Chair (Open Arm) • 1 = Back (Fabric Contrast 1) C.O.M. = 2 yd • 2 = Seat (Fabric Contrast 2) C.O.M. = 1 yd</p>	Non-contrast	2.25 yd	POP/NC	□□□□		□□□	□□□	□□□	□□□
	Contrast		POP/FC	□□□□	□□□□	□□□	□□□	□□□	□□□
PRPC									
 <p>Patient Chair (Closed Arm) • 1 = Back and arms (Fabric Contrast 1) C.O.M. = 3.5 yd • 2 = Seat (Fabric Contrast 2) C.O.M. = 1 yd</p>	Non-contrast	3.75 yd	PPP/NC	□□□□		□□□	□□□	□□□	□□□
	Contrast		PPP/FC	□□□□	□□□□	□□□	□□□	□□□	□□□
PRPC									
 <p>Ottoman</p>		1 yd	POT	□□□□		□□□		□□□	□□□
PRPC									

A **B** **C** **D** **E** **F** **G**

HOW TO ORDER

Indicate the following information on order form:

- Quantity of each item.
- Model number, including options. See "How To Build a Model Number".
- Any special service required.

Note: • The indicates that a choice is required.

- The absence of the indicates that no choice is required.
- Alpha-numeric characters in place of indicate that no other alternatives are available.

HOW TO BUILD A MODEL NUMBER

A Select basic model.

B Select non-contrast or fabric contrast 1. Refer to color addendum at ki.com or KI Fabrics & Finishes binder.

C Select fabric contrast 2. Refer to color addendum at ki.com or KI Fabrics & Finishes binder.

D Select wood finish color. Refer to color addendum at ki.com or KI Fabrics & Finishes binder. For Kensington Maple add upcharge.

E Select arm option.
WAC - Wood armcaps (pair)
PAC - Black poly (pair); add \$123

F Select fire code.
NFR - Compliance to TB 117-2013
FR - Compliance to TB 133
 See pricing column for TB133 upcharge.

G Select moisture barrier.

NMB - No moisture barrier
MB - Moisture barrier

See pricing column for moisture barrier upcharge.



Approx. Packaged Weight	Grade C.O.M.	Grade C	Grade D	Grade E & C.O.L.	Grade F	Grade G	Grade H	Grade I	Grade J	Grade K	Grade L Leather	Grade M Leather	TB133 add to list price	Moisture Barrier add to list price
65.0#	\$ 1151	\$ 1169	\$ 1196	\$ 1231	\$ 1293	\$ 1341	\$ 1388	\$ 1447	\$ 1616	\$ 1739	\$ 1864	\$ 2109	\$ 160	\$ 64
65.0#	1205	1223	1252	1285	1346	1394	1441	1500	1669	1792	1915	2162	160	64
65.0#	\$ 1295	\$ 1328	\$ 1376	\$ 1437	\$ 1522	\$ 1604	\$ 1688	\$ 1792	\$ 2062	\$ 2277	\$ 2490	\$ 2917	\$ 223	\$ 96
65.0#	1348	1380	1429	1492	1577	1659	1742	1844	2117	2331	2543	2971	223	96
20.0#	\$ 529	\$ 538	\$ 551	\$ 565	\$ 577	\$ 601	\$ 623	\$ 667	\$ 723	\$ 778	\$ 835	\$ 947	\$ 64	\$ 46

KENSINGTON MAPLE UPCHARGE

Kensington Maple requires extended leadtimes.

Model

POP/NC	\$47
POP/FC	\$47
PPP/NC	\$47
PPP/FC	\$47
POX/NC	\$47
POX/FC	\$47
PPX/NC	\$47
PPX/FC	\$47
POT	\$30

INFORMATION

C.O.M. Requirements

C.O.M. yardage requirements listed above are based on plain goods 54" wide. If less than 54" wide or fabrics requiring matching (stripes, plaids, prints, large patterns), additional yardage will be needed. Consult C.O.M. matrix on the Ordering C.O.M. and C.O.L. page for additional yardage needed. For C.O.M. fabric sent to KI-High Point on multiple rolls, add an additional yard of fabric per roll to the yardage requirements.

C.O.L. Requirements

Figure 18 sq. ft. of leather (C.O.L.) for each yard shown (i.e., 4.75 x 18 = 85.5 sq. ft.).

Contrasting Upholstery

When contrasting fabric is chosen, price at highest in-grade.

Minimum Fabric/Leather Quantity

Minimum order for fabric is 1 yard. Minimum order for leather is 1 hide (approx-

mately 50 sq. ft.).

Moisture Barrier

Moisture barrier is applied underneath the fabric cover as a means of protecting the foam. Not available with TB133.

California TB133 Fire Safety Code

The above seating products can be manufactured using the appropriate flame-retardant materials and fabric selections for compliance to California Technical Bulletin 133. Please contact KI customer service for fabric compliance. Not available with moisture barrier.

Construction

Seat frame constructed of welded structural steel. Back constructed from formed laminated plywood. Arms constructed of kiln-dried hardwood. Cushioning of multiple densities of polyurethane foam and Dacron fiber.

SPECIAL SERVICES

Special Carton Marking

With specially marked information N/C



Shipping

Shipped **assembled unless replacement parts which ship k.d. freight prepaid High Point, North Carolina 27263** factory. Freight class #250.

Specifications and prices are subject to change without prior notice.

Perth®

Patient Chair

MODEL	Features	COM	MODEL NUMBER							
			Basic Model	Non-Contrast or Fabric Contrast 1	Fabric Contrast 2	Wood Finish	Arm Cap	Fire Code	Moisture Barrier	
 PMPC Motion Patient Chair (Open Arm) • 1 = Back (Fabric Contrast 1) C.O.M. = 1.75 yd • 2 = Seat (Fabric Contrast 2) C.O.M. = 1 yd	Non-contrast	2.5 yd	POX/NC	□□□□		□□□	□□□	□□□	□□□	
	Contrast		POX/FC	□□□□	□□□□	□□□	□□□	□□□	□□□	
 PMPC Motion Patient Chair (Closed Arm) • 1 = Back and arms (Fabric Contrast 1) C.O.M. = 3.25 yd • 2 = Seat (Fabric Contrast 2) C.O.M. = 1 yd	Non-contrast	4 yd	PPX/NC	□□□□		□□□	□□□	□□□	□□□	
	Contrast		PPX/FC	□□□□	□□□□	□□□	□□□	□□□	□□□	
				A	B	C	D	E	F	G

HOW TO ORDER

Indicate the following information on order form:

- Quantity of each item.
- Model number, including options. See "How To Build a Model Number".
- Any special service required.

Note: • The indicates that a choice is required.

- The absence of the indicates that no choice is required.
- Alpha-numeric characters in place of indicate that no other alternatives are available.

HOW TO BUILD A MODEL NUMBER

A Select basic model.

B Select non-contrast or fabric contrast 1.
Refer to color addendum at ki.com or KI Fabrics & Finishes binder.

C Select fabric contrast 2.
Refer to color addendum at ki.com or KI Fabrics & Finishes binder.

D Select wood finish color.
Refer to color addendum at ki.com or KI Fabrics & Finishes binder.
For Kensington Maple add upcharge.

E Select arm option.
WAC - Wood armcaps (pair)
PAC - Black poly (pair); add \$123

F Select fire code.
NFR - Compliance to TB 117-2013
FR - Compliance to TB 133
See pricing column for TB133 upcharge.

G Select moisture barrier.

NMB - No moisture barrier

MB - Moisture barrier

See pricing column for moisture barrier upcharge.

KENSINGTON MAPLE UPCHARGE

Kensington Maple requires extended leadtimes.

Model	
POP/NC	\$47
POP/FC	\$47
PPP/NC	\$47
PPP/FC	\$47
POX/NC	\$47
POX/FC	\$47
PPX/NC	\$47
PPX/FC	\$47
POT	\$30



Approx. Packaged Weight	Grade C.O.M.	Grade C	Grade D	Grade E & C.O.L.	Grade F	Grade G	Grade H	Grade I	Grade J	Grade K	Grade L Leather	Grade M Leather	TB133 add to list price	Moisture Barrier add to list price
65.0#	\$ 1729	\$ 1747	\$ 1783	\$ 1815	\$ 1911	\$ 1962	\$ 2015	\$ 2076	\$ 2264	\$ 2393	\$ 2521	\$ 2780	\$ 160	\$ 96
65.0#	1784	1799	1834	1869	1965	2018	2067	2131	2317	2447	2577	2835	160	96
65.0#	\$ 1960	\$ 1988	\$ 2037	\$ 2095	\$ 2226	\$ 2277	\$ 2384	\$ 2484	\$ 2763	\$ 2967	\$ 3170	\$ 3580	\$ 223	\$ 96
65.0#	2016	2042	2092	2147	2280	2331	2438	2538	2816	3019	3223	3634	223	96

INFORMATION

C.O.M. Requirements

C.O.M. yardage requirements listed above are based on plain goods 54" wide. If less than 54" wide or fabrics requiring matching (stripes, plaids, prints, large patterns), additional yardage will be needed. Consult C.O.M. matrix on the Ordering C.O.M. and C.O.L. page for additional yardage needed. For C.O.M. fabric sent to KI-High Point on multiple rolls, add an additional yard of fabric per roll to the yardage requirements.

C.O.L. Requirements

Figure 18 sq. ft. of leather (C.O.L.) for each yard shown (i.e., 4.75 x 18 = 85.5 sq. ft.).

Contrasting Upholstery

When contrasting fabric is chosen, price at highest in-grade.

Minimum Fabric/Leather Quantity

Minimum order for fabric is 1 yard. Minimum order for leather is 1 hide (approx-

mately 50 sq. ft).

Moisture Barrier

Moisture barrier is applied underneath the fabric cover as a means of protecting the foam. Not available with TB133.

California TB133 Fire Safety Code

The above seating products can be manufactured using the appropriate flame-retardant materials and fabric selections for compliance to California Technical Bulletin 133. Please contact KI customer service for fabric compliance. Not available with moisture barrier.

Construction

Models POP & PPP fixed backs are formed of cross-laminated wood veneer. The motion of models POX & PPX is achieved with a spring steel system cantilevered off a steel understructure. All models use arms constructed from kiln-dried hardwood. Arms are field replaceable, but closed arm models require normal upholstery skills to

recover. Cushioning of multiple densities of polyurethane foam and Dacron fiber.

SPECIAL SERVICES

Special Carton Marking

With specially marked information N/C

Shipping

Shipped assembled unless replacement parts which ship k.d. freight prepaid High Point, North Carolina 27263 factory. Freight class #250.

Specifications and prices are subject to change without prior notice.

Perth®

Patient Chair Replacement Parts

	MODEL	Features	COM	MODEL NUMBER					Approx. Packaged Weight
				Basic Model	Non-Contrast or Fabric Contrast 1	Fabric Contrast 2	Fire Code	Moisture Barrier	
PRPC	Patient Chair Replacement Back and Seat Cover Set (Open Arm) • 1 = Back (Fabric Contrast 1) C.O.M. = 1.25 yd • 2 = Seat (Fabric Contrast 2) C.O.M. = 1 yd	Non-contrast	2.25 yd	POPC/NC	□□□□		□□□	□□□	10.0#
		Contrast		POPC/FC	□□□□	□□□□	□□□	□□□	10.0#
PRPC	Patient Chair Replacement Back and Seat Cover Set (Closed Arm) • 1 = Back (Fabric Contrast 1) C.O.M. = 1.75 yd • 2 = Seat (Fabric Contrast 2) C.O.M. = 1 yd	Non-contrast	2.25 yd	PPPC/NC	□□□□		□□□	□□□	15.0#
		Contrast		PPPC/FC	□□□□	□□□□	□□□	□□□	15.0#
PMPC	Motion Patient Chair Replacement Back and Seat Cover Set (Open Arm) • 1 = Back (Fabric Contrast 1) C.O.M. = 1.75 yd • 2 = Seat (Fabric Contrast 2) C.O.M. = 1 yd	Non-contrast	2.25 yd	POXC/NC	□□□□		□□□	□□□	10.0#
		Contrast		POXC/FC	□□□□	□□□□	□□□	□□□	10.0#
PMPC	Motion Patient Chair Replacement Back and Seat Cover Set (Closed Arm) • 1 = Back (Fabric Contrast 1) C.O.M. = 1.75 yd • 2 = Seat (Fabric Contrast 2) C.O.M. = 1 yd	Non-contrast	2.25 yd	PPXC/NC	□□□□		□□□	□□□	15.0#
		Contrast		PPXC/FC	□□□□	□□□□	□□□	□□□	15.0#

A

B

C

D

E

HOW TO ORDER

Indicate the following information on order form:

- Quantity of each item.
- Model number, including options. See "How To Build a Model Number".
- Any special service required.

Note: • The □ indicates that a choice is required.

- The absence of the □ indicates that no choice is required.
- Alpha-numeric characters in place of □ indicate that no other alternatives are available.

HOW TO BUILD A MODEL NUMBER

- A** Select basic model.
- B** Select non-contrast or fabric contrast 1.
Refer to color addendum at ki.com or KI Fabrics & Finishes binder.
- C** Select fabric contrast 2.
Refer to color addendum at ki.com or KI Fabrics & Finishes binder.
- D** Select fire code.
NFR - Compliance to TB 117-2013
FR - Compliance to TB 133
See pricing column for TB133 upcharge.
- E** Select moisture barrier.
NMB - No moisture barrier
MB - Moisture barrier
See pricing column for moisture barrier upcharge.

INFORMATION

C.O.M. Requirements

C.O.M. yardage requirements listed above are based on plain goods 54" wide. If less than 54" wide or fabrics requiring matching (stripes, plaids, prints, large patterns), additional yardage will be needed. Consult C.O.M. matrix on the Ordering C.O.M. and C.O.L. page for additional yardage needed. For C.O.M. fabric sent to KI-High Point on multiple rolls, add an additional yard of fabric per roll to the yardage requirements.

C.O.L. Requirements

Figure 18 sq. ft. of leather (C.O.L.) for each yard shown (i.e., 4.75 x 18 = 85.5 sq. ft.).

Contrasting Upholstery

When contrasting fabric is chosen, price at highest in-grade.

Moisture Barrier

Moisture barrier is applied underneath the fabric cover as a means of protecting the



Grade C.O.M.	Grade C	Grade D	Grade E & C.O.L.	Grade F	Grade G	Grade H	Grade I	Grade J	Grade K	Grade L Leather	Grade M Leather	TB133 add to list price	Moisture Barrier add to list price
\$ 613	\$ 653	\$ 679	\$ 714	\$ 745	\$ 786	\$ 828	\$ 868	\$ 908	\$ 945	\$ 1003	\$ 1055	\$ 160	\$ 64
665	706	732	767	799	840	881	923	961	999	1055	1110	160	64
\$ 613	\$ 653	\$ 679	\$ 714	\$ 745	\$ 786	\$ 828	\$ 868	\$ 908	\$ 945	\$ 1003	\$ 1055	\$ 160	\$ 64
665	706	732	767	799	840	881	923	961	999	1055	1110	160	64
\$ 613	\$ 653	\$ 679	\$ 714	\$ 745	\$ 786	\$ 828	\$ 868	\$ 908	\$ 945	\$ 1003	\$ 1055	\$ 160	\$ 64
665	706	732	767	799	840	881	923	961	999	1055	1110	160	64
\$ 613	\$ 653	\$ 679	\$ 714	\$ 745	\$ 786	\$ 828	\$ 868	\$ 908	\$ 945	\$ 1003	\$ 1055	\$ 160	\$ 64
665	706	732	767	799	840	881	923	961	999	1055	1110	160	64

foam. Not available with TB133.

California TB133 Fire Safety Code

The above seating products can be manufactured using the appropriate flame-retardant materials and fabric selections for compliance to California Technical Bulletin 133. Please contact KI customer service for fabric compliance. Not available with moisture barrier.

SPECIAL SERVICES

Special Carton Marking

With specially marked information N/C

Shipping

Shipped **assembled unless replacement parts which ship k.d. freight prepaid High Point, North Carolina 27263** factory. Freight class #250.

Specifications and prices are subject to change without prior notice.

Perth®

Bariatric



PRBS

MODEL	Features	COM	MODEL NUMBER						
			Basic Model	Non-Contrast or Fabric Contrast 1	Fabric Contrast 2	Wood Finish	Arm Cap	Fire Code	Moisture Barrier
Bariatric Chair (Open Arm) • 1 = Back (Fabric Contrast 1) C.O.M. = 2.25 yd • 2 = Seat (Fabric Contrast 2) C.O.M. = 1 yd	Non-contrast	3.25 yd	POCL/NC	□□□□		□□□	□□□	□□□	□□□
	Contrast		POCL/FC	□□□□	□□□□	□□□	□□□	□□□	□□□

A **B** **C** **D** **E** **F** **G**

HOW TO ORDER

- Indicate the following information on order form:
- Quantity of each item.
 - Model number, including options. See "How To Build a Model Number".
 - Any special service required.

Note:

- The □ indicates that a choice is required.
- The absence of the □ indicates that no choice is required.
- Alpha-numeric characters in place of □ indicate that no other alternatives are available.

HOW TO BUILD A MODEL NUMBER

- A** Select basic model.
- B** Select non-contrast or fabric contrast 1.
Refer to color addendum at ki.com or KI Fabrics & Finishes binder.
- C** Select fabric contrast 2.
Refer to color addendum at ki.com or KI Fabrics & Finishes binder.
- D** Select wood finish color.
Refer to color addendum at ki.com or KI Fabrics & Finishes binder.
For Kensington Maple add upcharge.
- E** Select arm option.

WAC	- Wood armcaps (pair)
PAC	- Black poly; add \$123
- F** Select fire code.

NFR	- Compliance to TB 117-2013
FR	- Compliance to TB 133

 See pricing column for TB133 upcharge.
- G** Select moisture barrier.

NMB	- No moisture barrier
MB	- Moisture barrier

 See pricing column for moisture barrier upcharge.

KENSINGTON MAPLE UPCHARGE

Kensington Maple requires extended leadtimes.

Model	
POCL/NC	\$47
POCL/FC	\$47



Approx. Packaged Weight	Grade C.O.M.	Grade C	Grade D	Grade E & C.O.L.	Grade F	Grade G	Grade H	Grade I	Grade J	Grade K	Grade L Leather	Grade M Leather	TB133 add to list price	Moisture Barrier add to list price
65.0#	\$ 1605	\$ 1631	\$ 1676	\$ 1715	\$ 1747	\$ 1803	\$ 1870	\$ 1953	\$ 2100	\$ 2261	\$ 2408	\$ 2716	\$ 208	\$ 164
65.0#	1660	1684	1730	1768	1799	1858	1923	2005	2152	2313	2462	2769	208	164

INFORMATION

C.O.M. Requirements

C.O.M. yardage requirements listed above are based on plain goods 54" wide. If less than 54" wide or fabrics requiring matching (stripes, plaids, prints, large patterns), additional yardage will be needed. Consult C.O.M. matrix on the Ordering C.O.M. and C.O.L. page for additional yardage needed. For C.O.M. fabric sent to KI-High Point on multiple rolls, add an additional yard of fabric per roll to the yardage requirements.

C.O.L. Requirements

Figure 18 sq. ft. of leather (C.O.L.) for each yard shown (i.e., 4.75 x 18 = 85.5 sq. ft.).

Contrasting Upholstery

When contrasting fabric is chosen, price at highest in-grade.

Minimum Fabric/Leather Quantity

Minimum order for fabric is 1 yard. Minimum order for leather is 1 hide (approx-

mately 50 sq. ft).

Moisture Barrier

Moisture barrier is applied underneath the fabric cover as a means of protecting the foam. Not available with TB133.

California TB133 Fire Safety Code

The above seating products can be manufactured using the appropriate flame-retardant materials and fabric selections for compliance to California Technical Bulletin 133. Please contact KI customer service for fabric compliance. Not available with moisture barrier.

Construction

BARIATRIC UNITS ARE CYCLE TESTED TO EXCEED ANSI/BIFMA STANDARDS TO SAFELY ACCOMMODATE A PERSON WEIGHING UP TO 750 POUNDS.

Seat frame constructed of welded structural steel. Back constructed from formed laminated plywood. Cushioning for seats and

backs are multiple densities of polyurethane foam wrapped with 1" high resilient polyurethane foam. Exposed wood for Perth® is hardwood. Field recoverable seats and backs.

SPECIAL SERVICES

Special Carton Marking


With specially marked information N/C

Shipping

Shipped **assembled unless replacement parts which ship k.d. freight prepaid High Point, North Carolina 27263** factory. Freight class #250.

Specifications and prices are subject to change without prior notice.

Perth® Glider

MODEL	Features	COM	MODEL NUMBER							
			Basic Model	Non-Contrast or Fabric Contrast 1	Fabric Contrast 2	Arm Cap	Wood Finish	Fire Code	Moisture Barrier	
 PRGL	Glider (Closed Arm) • 1 = Back and arms (Fabric Contrast 1) C.O.M. = 3.25 yd • 2 = Seat (Fabric Contrast 2) C.O.M. = 1.75 yd	Non-contrast 4 yd	PG/NC	□□□□			□□□	□□□	□□□	□□□
		Contrast	PG/FC	□□□□	□□□□	□□□	□□□	□□□	□□□	
PRRP	Replacement Cover Set • 1 = Back & arms (Fabric Contrast 1) C.O.M. = 2.5 yd • 2 = Seat (Fabric Contrast 2) C.O.M. = 1 yd	Non-contrast 2.75 yd	PGC/NC	□□□□				□□□	□□□	
		Contrast	PGC/FC	□□□□	□□□□			□□□	□□□	

A **B** **C** **D** **E** **F** **G**

HOW TO ORDER

Indicate the following information on order form:

- Quantity of each item.
- Model number, including options. See "How To Build a Model Number".
- Any special service required.

Note: • The indicates that a choice is required.

- The absence of the indicates that no choice is required.
- Alpha-numeric characters in place of indicate that no other alternatives are available.

HOW TO BUILD A MODEL NUMBER

- A** Select basic model.
- B** Select non-contrast or fabric contrast 1.
Refer to color addendum at ki.com or KI Fabrics & Finishes binder.
- C** Select fabric contrast 2.
Refer to color addendum at ki.com or KI Fabrics & Finishes binder.
- D** Select arm option.

WAC	- Wood (standard)
PAC	- Black poly (pair); add \$61
- E** Select wood finish color.
Refer to color addendum at ki.com or KI Fabrics & Finishes binder.
For Kensington Maple add upcharge.
- F** Select fire code.

NFR	- Compliance to TB 117-2013
FR	- Compliance to TB 133

 See pricing column for TB133 upcharge.

G Select moisture barrier.

- | | |
|------------|-----------------------|
| NMB | - No moisture barrier |
| MB | - Moisture barrier |
- See pricing column for moisture barrier upcharge.



Approx. Packaged Weight	Grade C.O.M.	Grade C	Grade D	Grade E & C.O.L.	Grade F	Grade G	Grade H	Grade I	Grade J	Grade K	Grade L Leather	Grade M Leather	TB133 add to list price	Moisture Barrier add to list price
90.0#	\$ 1601	\$ 1763	\$ 1816	\$ 1870	\$ 1904	\$ 1976	\$ 2204	\$ 2299	\$ 2491	\$ 2680	\$ 3010	\$ 3409	\$ 223	\$ 96
90.0#	1681	1842	1895	1950	1984	2055	2284	2380	2567	2761	3092	3489	223	96
5.0#	\$ 613	\$ 653	\$ 679	\$ 714	\$ 745	\$ 786	\$ 828	\$ 868	\$ 908	\$ 945	\$ 1003	\$ 1055	\$ 223	\$ 96
5.0#	695	732	761	794	825	867	908	949	988	1023	1084	1135	223	96

KENSINGTON MAPLE UPCHARGE

Kensington Maple requires extended leadtimes.

Model	
PG/NC	\$46
PG/FC	\$46

INFORMATION

C.O.M. Requirements

C.O.M. yardage requirements listed above are based on plain goods 54" wide. If less than 54" wide or fabrics requiring matching (stripes, plaids, prints, large patterns), additional yardage will be needed. Consult C.O.M. matrix on the Ordering C.O.M. and C.O.L. page for additional yardage needed. For C.O.M. fabric sent to KI-High Point on multiple rolls, add an additional yard of fabric per roll to the yardage requirements.

C.O.L. Requirements

Figure 18 sq. ft. of leather (C.O.L.) for each yard shown (i.e., 4.75 x 18 = 85.5 sq. ft.).

Contrasting Upholstery

When contrasting fabric is chosen, price at highest in-grade.

Minimum Fabric/Leather Quantity

Minimum order for fabric is 1 yard. Minimum order for leather is 1 hide (approx-

mately 50 sq. ft).

Moisture Barrier

Moisture barrier is applied underneath the fabric cover as a means of protecting the foam.

California TB133 Fire Safety Code

The above seating products can be manufactured using the appropriate flame-retardant materials and fabric selections for compliance to California Technical Bulletin 133. Please contact KI customer service for fabric compliance. Not available with moisture barrier.

Construction

Seat frame constructed of welded structural steel. Back kiln-dried hardwood. Exposed wood of kiln-dried hardwood. The glide motion is suspended on 8 ball bearings. Cushioning of multiple densities of polyurethane foam and Dacron fiber.

SPECIAL SERVICES

Special Carton Marking

With specially marked information N/C

Shipping

Shipped assembled unless replacement parts which ship k.d. freight prepaid High Point, North Carolina 27263 factory. Freight class #250.

Specifications and prices are subject to change without prior notice.

Perth® II

General Information



Perth® II Recliner

Dimensions

Overall width	30"
Overall depth	34"
Overall height	48"
Seat width	24"
Seat depth	20"
Seat height from floor	21-1/2"
Seat height from footrest	18"
Arm height at front of arm (highest point)	28-1/2"

SPECIFICATIONS

Complimentary Furniture

The following lounge collections offer complimentary furniture that creates continuity and a cohesive look throughout a facility. These complimentary pieces can be found in other sections of the price list.

PERTH HEALTHCARE SEATING - Perth Multiple Seating, Guest Seating, LaResta Day Bed (FDS/PE)

UPHOLSTERY INFORMATION

C.O.M. Fabric

For C.O.M. fabric sent to KI-High Point on multiple rolls, add an additional yard of fabric per roll to the yardage requirement. Multiple rolls have shorter pieces of fabric on them and do not allow nesting and stacking of the fabric to achieve the best yield as is done with one large roll. This results in yardage shortages and requests for addition-

al fabric from the client, which can hold up the order. For each roll that is sent, one yard needs to be added and needs to be added to one of the rolls, not separately.

Fabric Disclaimer

Fabric will be applied as swatched by the fabric manufacturer. Fabric that is required to be applied differently than is swatched will need a Special Cost Request written specifying the direction the fabric is to be applied. The posted standard lead time will apply to the Special Cost Request.

FINISH INFORMATION

SPECIAL FINISH MATCHES

KI can match special finish requests at an upcharge of \$64 List per item, up to 12 or a maximum charge of \$771 List per order per color. Special finish requests must be sent to your KI customer service representative.

Upon receipt from KI, the finishing department will prepare a "strike-off" which will be sent to the customer for approval.

The approval form accompanying the strike-off should be faxed to your KI customer service representative. Upon receipt of the signed approval form, KI will proceed with the order. Disapproved samples may be sent back to KI directly with an explanation of disapproval. A Special Finish Number (SFN) will be assigned to this finish sample for future reference or reorders




INFORMATION

Warranty

Refer to KI Terms & Conditions document
or visit ki.com

Perth[®] II

Recliner

	Features	COM	MODEL NUMBER								Approx. Packaged Weight	
			Basic Model	Non-Contrast or Fabric Contrast 1	Fabric Contrast 2	I.V. Pole	Catheter Attachment	Magazine Pouch	Arm Cap	Wood Finish		
	Non-Contrast	5.5 yd	PRII/NC	<input type="checkbox"/> <input type="checkbox"/> <input type="checkbox"/> <input type="checkbox"/>		<input type="checkbox"/> <input type="checkbox"/>	<input type="checkbox"/> <input type="checkbox"/>	<input type="checkbox"/> <input type="checkbox"/>	<input type="checkbox"/> <input type="checkbox"/>	<input type="checkbox"/> <input type="checkbox"/>	<input type="checkbox"/> <input type="checkbox"/>	155.0#
	Contrast		PRII/FC	<input type="checkbox"/> <input type="checkbox"/> <input type="checkbox"/> <input type="checkbox"/>	<input type="checkbox"/> <input type="checkbox"/> <input type="checkbox"/> <input type="checkbox"/>	<input type="checkbox"/> <input type="checkbox"/>	<input type="checkbox"/> <input type="checkbox"/>	<input type="checkbox"/> <input type="checkbox"/>	<input type="checkbox"/> <input type="checkbox"/>	<input type="checkbox"/> <input type="checkbox"/>	<input type="checkbox"/> <input type="checkbox"/>	155.0#
<p>PRRL2 Recliner (Closed Arm)</p> <ul style="list-style-type: none"> 1 = Back and arms (Fabric Contrast 1) C.O.M. = 4.5 yd 2 = Seat (Fabric Contrast 2) C.O.M. = 1.5 yd 												
			A	B	C	D	E	F	G	H		

HOW TO ORDER

Indicate the following information on order form:

- Quantity of each item.
- Model number, including options. See "How To Build a Model Number".
- Any special service required.

Note: • The indicates that a choice is required.
 • The absence of the indicates that no choice is required.
 • Alpha-numeric characters in place of indicate that no other alternatives are available.

HOW TO BUILD A MODEL NUMBER

- A** Select basic model.
PRII
- B** Select non-contrast or fabric contrast 1. Refer to color addendum at ki.com or KI Fabrics & Finishes binder.
NC - Non-contrast
FC - Fabric Contrast 1
- C** Select fabric contrast 2. Refer to color addendum at ki.com or KI Fabrics & Finishes binder.
NC - Non-contrast
FC - Fabric Contrast 1
FC2 - Fabric Contrast 2
- D** Select I.V. pole (facing).
NS - No pole
LRFIV - Left facing-rear; add \$303
RFFIV - Right facing-front; add \$303
RRFIV - Right facing-rear; add \$303
If optional magazine pouch is specified, only Left-facing-rear (LRFIV) or No pole (NS) can be specified.
- E** Select catheter bag attachment hook (facing).
NCA - No catheter attachment
LRCA - Left facing-rear; add \$50

- F** Select magazine pouch.
RFCA - Right facing-front; add \$50
RRCA - Right facing-rear; add \$50
If optional I.V. pole is specified, catheter attachment can not be specified in the same location.
NMR - No magazine pouch
RFP - Right side pouch; add \$193
Magazine pouch fabric will match arm fabric selection (Fabric Contrast 1). C.O.M. = .5 yd
- G** Select armcaps.
WAC - Wood armcaps
PAC - Black poly (pair); add \$172
- H** Select wood finish color.

INFORMATION

Moisture Barrier \$135

C.O.M. Requirements

C.O.M. yardage requirements listed above are based on plain goods 54" wide. If less than 54" wide or fabrics requiring matching (stripes, plaids, prints, large patterns), additional yardage will be needed. Consult C.O.M. matrix on the Ordering C.O.M. and C.O.L. page for additional yardage needed. For C.O.M. fabric sent to KI-High Point on multiple rolls, add an additional yard of fabric per roll to the yardage requirements.

C.O.L. Requirements

Figure 18 sq. ft. of leather (C.O.L.) for each yard shown (i.e., 4.75 x 18 = 85.5 sq. ft.).

Contrasting Upholstery

When contrasting fabric is chosen, price at highest in-grade.



Grade C.O.M.	Grade C	Grade D	Grade E & C.O.L.	Grade F	Grade G	Grade H	Grade I	Grade J	Grade K	Grade L Leather	Grade M Leather
\$ 4448	\$ 4675	\$ 4732	\$ 4805	\$ 4850	\$ 4946	\$ 5041	\$ 5160	\$ 5398	\$ 5636	\$ 5871	\$ 6346
4531	4756	4814	4887	4933	5029	5121	5242	5479	5716	5953	6428

Minimum Fabric/Leather Quantity

Minimum order for fabric is 1 yard. Minimum order for leather is 1 hide (approximately 50 sq. ft).

Construction

Wood armcaps constructed of kiln-dried hardwood. Recliner mechanism constructed of flat and tubular steel bolted to wood arms at 16 locations. Ottoman mechanism constructed of 14-gauge steel mounted to chair frame. Back shell is 1" hardwood plywood (7 ply), glued and stapled. Seat shell is 1" hardwood plywood (7 ply). Cushioning of multiple densities of polyurethane foam. Seat and back are field replaceable. Ottoman is field replaceable. Soft touch ottoman release and push/pull handles. 5" sealed casters engaged with a foot-actuated central locking/braking caster system.

KENSINGTON MAPLE UPCHARGE

Kensington Maple requires extended leadtimes.

Model

Perth II Recliner ; add \$22

SPECIAL SERVICES

Special Carton Marking

With specially marked information N/C

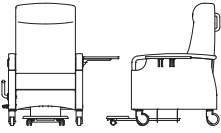

Shipping

Shipped **assembled freight prepaid f.o.b. High Point, North Carolina 27263** factory. Freight class #250.

Specifications and prices are subject to change without prior notice.

Perth® II

Recliner

Features	COM	MODEL NUMBER									
		Basic Model	Non-Contrast or Fabric Contrast 1	Fabric Contrast 2	I.V. Pole	Catheter Attachment	Magazine Pouch	Arm Cap	Wood Finish	Laminate Color	
 <p>PRRL2 Recliner (w/ Laminate Side Articulating Tablet) - Non-contrast</p>	Right facing	5.5 yd	PRII/NC/RFT/LT	□□□□		□□□	□□□	□□□	□□□	□□□	□□□
 <p>PRRL2 Recliner (w/ Laminate Side Articulating Tablet) - Contrast</p> <ul style="list-style-type: none"> 1 = Back, arms and footrest (Fabric Contrast 1) C.O.M. = 4.5 yd 2 = Seat (Fabric Contrast 2) C.O.M. = 1.75 yd 	Right facing		PRII/FC/RFT/LT	□□□□	□□□□	□□□	□□□	□□□	□□□	□□□	

A B C D E F G H I

HOW TO ORDER

Indicate the following information on order form:

- Quantity of each item.
- Model number, including options. See "How To Build a Model Number".
- Any special service required.

Note: • The indicates that a choice is required.

- The absence of the indicates that no choice is required.
- Alpha-numeric characters in place of indicate that no other alternatives are available.

HOW TO BUILD A MODEL NUMBER

- A** Select basic model.
- B** Select non-contrast or fabric contrast 1. Refer to color addendum at ki.com or KI Fabrics & Finishes binder.
- C** Select fabric contrast 2. Refer to color addendum at ki.com or KI Fabrics & Finishes binder.
- D** Select I.V. pole (facing).
 - NS** - No pole
 - LRFIV** - Left facing-rear; add \$303
 - RRFIV** - Right facing-rear; add \$303
 Left front facing not available with side tablet.
 If optional magazine pouch is specified, only Left-facing-rear (LRFIV) or No pole (NS) can be specified.

 Left facing = right-handed when seated
 Right facing = left-handed when seated

- E** Select catheter bag attachment hook (facing).
 - NCA** - No catheter attachment
 - LRCA** - Left facing-rear; add \$50
 - RRCA** - Right facing-rear; add \$50
 Left front facing not available with side tablet. If optional I.V. pole is specified, catheter attachment can not be specified in the same location.
- F** Select magazine pouch.
 - NMR** - No magazine pouch
 - RFP** - Right side pouch; add \$193
 Magazine pouch fabric will match arm fabric selection (Fabric Contrast 1).
 C.O.M. = .5 yd
- G** Select armcaps.
 - WAC** - Wood armcaps
 - PAC** - Black poly (pair); add \$172
- H** Select wood finish color. Refer to color addendum at ki.com or KI Fabrics & Finishes binder.

- I** Select laminate color. Refer to color addendum at ki.com or KI Fabrics & Finishes binder.



Approx. Packaged Weight	Grade C.O.M.	Grade C	Grade D	Grade E & C.O.L.	Grade F	Grade G	Grade H	Grade I	Grade J	Grade K	Grade L Leather	Grade M Leather
155.0#	\$ 4854	\$ 5080	\$ 5139	\$ 5211	\$ 5257	\$ 5353	\$ 5446	\$ 5565	\$ 5803	\$ 6039	\$ 6277	\$ 6751
155.0#	\$ 4936	\$ 5161	\$ 5219	\$ 5292	\$ 5338	\$ 5434	\$ 5527	\$ 5647	\$ 5884	\$ 6121	\$ 6359	\$ 6832

INFORMATION

Moisture Barrier \$135

C.O.M. Requirements

C.O.M. yardage requirements listed above are based on plain goods 54" wide. If less than 54" wide or fabrics requiring matching (stripes, plaids, prints, large patterns), additional yardage will be needed. Consult C.O.M. matrix on the Ordering C.O.M. and C.O.L. page for additional yardage needed. For C.O.M. fabric sent to KI-High Point on multiple rolls, add an additional yard of fabric per roll to the yardage requirements.

C.O.L. Requirements

Figure 18 sq. ft. of leather (C.O.L.) for each yard shown (i.e., 4.75 x 18 = 85.5 sq. ft.).

Contrasting Upholstery

When contrasting fabric is chosen, price at highest in-grade.

Minimum Fabric/Leather Quantity

Minimum order for fabric is 1 yard. Minimum order for leather is 1 hide (approximately 50 sq. ft).

Construction

Wood armcaps constructed of kiln-dried hardwood. Recliner mechanism constructed of flat and tubular steel bolted to wood arms at 16 locations. Ottoman mechanism constructed of 14-gauge steel mounted to chair frame. Back shell is 1" hardwood plywood (7 ply), glued and stapled. Seat shell is 1" hardwood plywood (7 ply). Cushioning of multiple densities of polyurethane foam. Seat and back are field replaceable. Ottoman is field replaceable. Soft touch ottoman release and push/pull handles. 5" sealed casters engaged with a foot-actuated central locking/braking caster system.

KENSINGTON MAPLE UPCHARGE

Kensington Maple requires extended leadtimes.

Model Perth II Recliner ; add \$22

SPECIAL SERVICES

Special Carton Marking

With specially marked information N/C

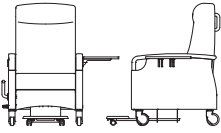
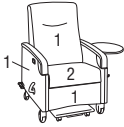
Shipping

Shipped **assembled freight prepaid f.o.b. High Point, North Carolina 27263** factory. Freight class #250.

Specifications and prices are subject to change without prior notice.

Perth® II

Recliner

Features	COM	MODEL NUMBER									
		Basic Model	Non-Contrast or Fabric Contrast 1	Fabric Contrast 2	I.V. Pole	Catheter Attachment	Magazine Pouch	Arm Cap	Wood Finish	Veneer Color	
 <p>PRRL2 Recliner (w/ Veneer Side Articulating Tablet) - Non-contrast</p>	Right facing	5.5 yd	PRII/NC/RFT/VT	□□□□		□□□	□□□	□□□	□□□	□□□	□□□
 <p>PRRL2 Recliner (w/ Veneer Side Articulating Tablet) - Contrast</p> <ul style="list-style-type: none"> 1 = Back, arms and footrest (Fabric Contrast 1) C.O.M. = 4.5 yd 2 = Seat (Fabric Contrast 2) C.O.M. = 1.75 yd 	Right facing		PRII/FC/RFT/VT	□□□□	□□□□	□□□	□□□	□□□	□□□	□□□	

A **B** **C** **D** **E** **F** **G** **H** **I**

HOW TO ORDER

Indicate the following information on order form:

- Quantity of each item.
- Model number, including options. See "How To Build a Model Number".
- Any special service required.

Note: • The □ indicates that a choice is required.

- The absence of the □ indicates that no choice is required.
- Alpha-numeric characters in place of □ indicate that no other alternatives are available.

HOW TO BUILD A MODEL NUMBER

- A** Select basic model.
- B** Select non-contrast or fabric contrast 1. Refer to color addendum at ki.com or KI Fabrics & Finishes binder.
- C** Select fabric contrast 2. Refer to color addendum at ki.com or KI Fabrics & Finishes binder.
- D** Select I.V. pole (facing).
 - NS - No pole
 - LRFIV - Left facing-rear; add \$303
 - RRFIV - Right facing-rear; add \$303
 Left front facing not available with side tablet. If optional magazine pouch is specified, only Left-facing-rear (LRFIV) or No pole (NS) can be specified.

Left facing = right-handed when seated
Right facing = left-handed when seated

- E** Select catheter bag attachment hook (facing).
 - NCA - No catheter attachment
 - LRCA - Left facing-rear; add \$50
 - RRCA - Right facing-rear; add \$50
 Left front facing not available with side tablet. If optional I.V. pole is specified, catheter attachment can not be specified in the same location.
- F** Select magazine pouch.
 - NMR - No magazine pouch
 - RFP - Right side pouch; add \$193
 Magazine pouch fabric will match arm fabric selection (Fabric Contrast 1). C.O.M. = .5 yd
- G** Select armcaps.
 - WAC - Wood armcaps
 - PAC - Black poly (pair); add \$172
- H** Select wood finish color. Refer to color addendum at ki.com or KI Fabrics & Finishes binder.

- I** Select veneer color. Refer to color addendum at ki.com or KI Fabrics & Finishes binder.



Approx. Packaged Weight	Grade C.O.M.	Grade C	Grade D	Grade E & C.O.L.	Grade F	Grade G	Grade H	Grade I	Grade J	Grade K	Grade L Leather	Grade M Leather
155.0#	\$ 4854	\$ 5080	\$ 5139	\$ 5211	\$ 5257	\$ 5353	\$ 5446	\$ 5565	\$ 5803	\$ 6039	\$ 6277	\$ 6751
155.0#	\$ 4936	\$ 5161	\$ 5219	\$ 5292	\$ 5338	\$ 5434	\$ 5527	\$ 5647	\$ 5884	\$ 6121	\$ 6359	\$ 6832

INFORMATION

Moisture Barrier \$135

C.O.M. Requirements

C.O.M. yardage requirements listed above are based on plain goods 54" wide. If less than 54" wide or fabrics requiring matching (stripes, plaids, prints, large patterns), additional yardage will be needed. Consult C.O.M. matrix on the Ordering C.O.M. and C.O.L. page for additional yardage needed. For C.O.M. fabric sent to KI-High Point on multiple rolls, add an additional yard of fabric per roll to the yardage requirements.

C.O.L. Requirements

Figure 18 sq. ft. of leather (C.O.L.) for each yard shown (i.e., 4.75 x 18 = 85.5 sq. ft.).

Contrasting Upholstery

When contrasting fabric is chosen, price at highest in-grade.

Minimum Fabric/Leather Quantity

Minimum order for fabric is 1 yard. Minimum order for leather is 1 hide (approximately 50 sq. ft).

Construction

Wood armcaps constructed of kiln-dried hardwood. Recliner mechanism constructed of flat and tubular steel bolted to wood arms at 16 locations. Ottoman mechanism constructed of 14-gauge steel mounted to chair frame. Back shell is 1" hardwood plywood (7 ply), glued and stapled. Seat shell is 1" hardwood plywood (7 ply). Cushioning of multiple densities of polyurethane foam. Seat and back are field replaceable. Ottoman is field replaceable. Soft touch ottoman release and push/pull handles. 5" sealed casters engaged with a foot-actuated central locking/braking caster system.

KENSINGTON MAPLE UPCHARGE

Kensington Maple requires extended leadtimes.

Model
Perth II Recliner ; add \$22

SPECIAL SERVICES

Special Carton Marking

With specially marked information N/C

Shipping

Shipped **assembled freight prepaid f.o.b. High Point, North Carolina 27263** factory. Freight class #250.

Specifications and prices are subject to change without prior notice.

Perth® II

Recliner Replacement Parts

	MODEL	COM	MODEL NUMBER			Approx. Packaged Weight	Grade C.O.M.	Grade C
			Basic Model	Non-Contrast or Fabric Contrast 1	Moisture Barrier			
PRRP2	Replacement Back	2 yd	PRR2BK	□□□□	□□□	40.0#	\$ 932	\$ 1014
PRRP2	Replacement Seat	1 yd	PRR2ST	□□□□	□□□	5.0#	\$ 358	\$ 400
PRRP2	Replacement Ottoman	.5 yd	PRR2FT	□□□□	□□□	5.0#	\$ 363	\$ 383
			A	B	C			

HOW TO ORDER

Indicate the following information on order form:

- Quantity of each item.
- Model number, including options. See "How To Build a Model Number".
- Any special service required.

Note:

- The □ indicates that a choice is required.
- The absence of the □ indicates that no choice is required.
- Alpha-numeric characters in place of □ indicate that no other alternatives are available.

HOW TO BUILD A MODEL NUMBER

- A** Select basic model.
- B** Select non-contrast or fabric contrast 1. Refer to color addendum at ki.com or KI Fabrics & Finishes binder.
- C** Select moisture barrier.
- | | |
|------------|-----------------------|
| NMB | - No moisture barrier |
| MB | - Moisture barrier |
- See pricing column for moisture barrier upcharge.

INFORMATION

C.O.M. Requirements

C.O.M. yardage requirements listed above are based on plain goods 54" wide. If less than 54" wide or fabrics requiring matching (stripes, plaids, prints, large patterns), additional yardage will be needed. Consult C.O.M. matrix on the Ordering C.O.M. and C.O.L. page for additional yardage needed. For C.O.M. fabric sent to KI-High Point on multiple rolls, add an additional yard of fabric per roll to the yardage requirements.

C.O.L. Requirements

Figure 18 sq. ft. of leather (C.O.L.) for each yard shown (i.e., 4.75 x 18 = 85.5 sq. ft.).

Contrasting Upholstery

When contrasting fabric is chosen, price at highest in-grade.



Grade D	Grade E & C.O.L.	Grade F	Grade G	Grade H	Grade I	Grade J	Grade K	Grade L Leather	Grade M Leather	Moisture Barrier add to list price
\$ 1037	\$ 1062	\$ 1079	\$ 1115	\$ 1148	\$ 1190	\$ 1278	\$ 1365	\$ 1449	\$ 1624	\$ 93
\$ 410	\$ 424	\$ 432	\$ 450	\$ 466	\$ 489	\$ 532	\$ 574	\$ 618	\$ 704	\$ 36
\$ 388	\$ 395	\$ 399	\$ 408	\$ 416	\$ 427	\$ 448	\$ 469	\$ 492	\$ 536	\$ 36

SPECIAL SERVICES
Special Carton Marking

With specially marked information N/C

Shipping

 Shipped **assembled freight prepaid f.o.b.**
High Point, North Carolina 27263 factory.
 Freight class #250.

 Specifications and prices are subject to
 change without prior notice.

Rose™ Seating

General Information



Sled Base Low

Sled Base Mid

Sled Base High

4-Leg Low

4-Leg Mid

Features	•	•	•	•	•
Flex Motion	•	•	•	•	•
Moisture barrier option	•	•	•	•	•
Ottoman	•	•	•	•	•
Rear tilt wheels	•	•	•	•	•
Removable upholstery	•	•	•	•	•
Ventilated mesh	•	•	•	•	•
Headrest	•	•	•	•	•
General Dimensions					
Width	24-1/2"	24-1/2"	24-1/2"	24-1/2"	24-1/2"
Depth	26"	26"	26"	26"	26"
Height	33"	43-1/2"	49"	33"	43-1/2"
Arm height	26"	26"	26"	26"	26"
Seat width	21"	21"	21"	21"	21"
Seat depth	18"	18"	18"	18"	18"
Seat height	18"	18"	18"	18"	18"
Height-seat to top of back	18"	27"	31"	18"	27"



00-Style



04-Style



05-Style

SPECIFICATIONS

Seat/Back Structural Frame

Constructed of a 1-1/2"W x 1/4" thick hot-formed truck-grade, alloy-spring steel. Front cantilevered from base mounting for rearward deflection. Frame allows the user to lean into well-developed lumbar support without lifting feet off the floor, thereby eliminating under-thigh pressure and compromised circulation. Frame allows for a unified wave-like resilient rocking motion with a flat-bottomed chair base and no moving parts. Frame extends in front of seat at arm height to provide leverage to user when exiting chair.

Bentwood frame constructed from a sculpted 1-1/2" x 2" laminated hardwood base by use of heavy structural metal components that are integrated into the base.

Arms

1-1/4" diameter, 14-gauge steel tubing covered with a polyurethane armcap.

Bentwood arms are constructed of laminated hardwood.

Base

Metal base is 14-gauge 1-1/4" diameter round, electric-welded steel tubing.

Coatings/Wood Finishes

Metal finishes are electrostatically-applied epoxy powder coating. Wood finishes are catalyzed lacquer over natural wood.

Glides

Glides are nylon and non-marring. Front anti-tip glides, on sled base version only, are injection molded clear surlyn.

Wheels

Non-marring nylon rear tilt wheels mounted off the floor to engage only when chair is tilted backwards for relocation.

Upholstery Style Description

The Rose™ Chair Series is available in three different upholstery styles. Mesh slings are

available in a coordinated series of mesh colors, KI and Pallas fabrics.

00-Style - Open Mesh with Fabric or Vinyl Side Trim

The perfect solution where hygiene and cleanability are paramount. The mesh sling specified with vinyl side trim allows for the use of all types of healthcare cleaning agents including bleach and steam. Mesh slings are also CAL 133 compliant.

04-Style - Velcro-Removable Padded Upholstery on Back Only with Mesh Seat

A removable padded upholstery cover for the back of the chair offers the flexibility of having a full upholstered back while retaining the hygienic and cleaning benefits of the mesh seat. The back can be removed for easy cleaning and replacement or to reveal the all-mesh sling underneath.

05-Style - Velcro-Removable Padded Upholstery on Seat and Back

Provides the flexibility of having either fully upholstered seat and back covers or, by removing one or both, exposing the fully functional "00" style mesh sling chair underneath. The "05" velcro-affixed covers also allow for easy cleaning and replacement of upholstery.



	4-Leg High	Bentwood Low	Bentwood Mid
Features	•	•	•
Flex Motion	•	•	•
Moisture barrier option	•	•	•
Ottoman	•	•	•
Rear tilt wheels	•	•	•
Removable upholstery	•	•	•
Ventilated mesh	•	•	•
Headrest	•	•	•
General Dimensions			
Width	24-1/2"	25-1/2"	25-1/2"
Depth	26"	26"	26"
Height	49"	33"	43-1/2"
Arm height	26"	26"	26"
Seat width	21"	21"	21"
Seat depth	18"	18"	18"
Seat height	18"	18"	18"
Height-seat to top of back	31"	18"	27"




INFORMATION

Warranty

Refer to KI Terms & Conditions document or visit ki.com

Rose™ Seating

Sled Base Chair

MODEL	Features	MODEL NUMBER								
		Basic Model	Frame Color	Seat/Back Mesh Color	Upholstery Side Trim Color	Removable Cover Uph Color	Headrest Color	Fire Code	Moisture Barrier	
	Low back	RSL00	<input type="checkbox"/>	<input type="checkbox"/> <input type="checkbox"/> <input type="checkbox"/> <input type="checkbox"/>	<input type="checkbox"/> <input type="checkbox"/> <input type="checkbox"/> <input type="checkbox"/>		<input type="checkbox"/> <input type="checkbox"/> <input type="checkbox"/> <input type="checkbox"/>	<input type="checkbox"/> <input type="checkbox"/>		
	Mid back	RSM00	<input type="checkbox"/>	<input type="checkbox"/> <input type="checkbox"/> <input type="checkbox"/> <input type="checkbox"/>	<input type="checkbox"/> <input type="checkbox"/> <input type="checkbox"/> <input type="checkbox"/>		<input type="checkbox"/> <input type="checkbox"/> <input type="checkbox"/> <input type="checkbox"/>	<input type="checkbox"/> <input type="checkbox"/>		
	High back	RSH00	<input type="checkbox"/>	<input type="checkbox"/> <input type="checkbox"/> <input type="checkbox"/> <input type="checkbox"/>	<input type="checkbox"/> <input type="checkbox"/> <input type="checkbox"/> <input type="checkbox"/>		<input type="checkbox"/> <input type="checkbox"/> <input type="checkbox"/> <input type="checkbox"/>	<input type="checkbox"/> <input type="checkbox"/>		
RSM2										
	Low back	RSL04	<input type="checkbox"/>	<input type="checkbox"/> <input type="checkbox"/> <input type="checkbox"/> <input type="checkbox"/>	<input type="checkbox"/> <input type="checkbox"/> <input type="checkbox"/> <input type="checkbox"/>	<input type="checkbox"/> <input type="checkbox"/> <input type="checkbox"/> <input type="checkbox"/>	<input type="checkbox"/> <input type="checkbox"/> <input type="checkbox"/> <input type="checkbox"/>	<input type="checkbox"/> <input type="checkbox"/>		
	Mid back	RSM04	<input type="checkbox"/>	<input type="checkbox"/> <input type="checkbox"/> <input type="checkbox"/> <input type="checkbox"/>	<input type="checkbox"/> <input type="checkbox"/> <input type="checkbox"/> <input type="checkbox"/>	<input type="checkbox"/> <input type="checkbox"/> <input type="checkbox"/> <input type="checkbox"/>	<input type="checkbox"/> <input type="checkbox"/> <input type="checkbox"/> <input type="checkbox"/>	<input type="checkbox"/> <input type="checkbox"/>		
	High back	RSH04	<input type="checkbox"/>	<input type="checkbox"/> <input type="checkbox"/> <input type="checkbox"/> <input type="checkbox"/>	<input type="checkbox"/> <input type="checkbox"/> <input type="checkbox"/> <input type="checkbox"/>	<input type="checkbox"/> <input type="checkbox"/> <input type="checkbox"/> <input type="checkbox"/>	<input type="checkbox"/> <input type="checkbox"/> <input type="checkbox"/> <input type="checkbox"/>	<input type="checkbox"/> <input type="checkbox"/>		
RSM2										
	Low back	RSL05	<input type="checkbox"/>	<input type="checkbox"/> <input type="checkbox"/> <input type="checkbox"/> <input type="checkbox"/>	<input type="checkbox"/> <input type="checkbox"/> <input type="checkbox"/> <input type="checkbox"/>	<input type="checkbox"/> <input type="checkbox"/> <input type="checkbox"/> <input type="checkbox"/>	<input type="checkbox"/> <input type="checkbox"/> <input type="checkbox"/> <input type="checkbox"/>	<input type="checkbox"/> <input type="checkbox"/>	<input type="checkbox"/> <input type="checkbox"/>	
	Mid back	RSM05	<input type="checkbox"/>	<input type="checkbox"/> <input type="checkbox"/> <input type="checkbox"/> <input type="checkbox"/>	<input type="checkbox"/> <input type="checkbox"/> <input type="checkbox"/> <input type="checkbox"/>	<input type="checkbox"/> <input type="checkbox"/> <input type="checkbox"/> <input type="checkbox"/>	<input type="checkbox"/> <input type="checkbox"/> <input type="checkbox"/> <input type="checkbox"/>	<input type="checkbox"/> <input type="checkbox"/>	<input type="checkbox"/> <input type="checkbox"/>	
	High back	RSH05	<input type="checkbox"/>	<input type="checkbox"/> <input type="checkbox"/> <input type="checkbox"/> <input type="checkbox"/>	<input type="checkbox"/> <input type="checkbox"/> <input type="checkbox"/> <input type="checkbox"/>	<input type="checkbox"/> <input type="checkbox"/> <input type="checkbox"/> <input type="checkbox"/>	<input type="checkbox"/> <input type="checkbox"/> <input type="checkbox"/> <input type="checkbox"/>	<input type="checkbox"/> <input type="checkbox"/>	<input type="checkbox"/> <input type="checkbox"/>	
RSM2										
			A	B	C	D	E	F	G	H

HOW TO ORDER

Indicate the following information on order form:

- Quantity of each item.
- Model number, including options. See "How To Build a Model Number".
- Any special service required.

Note: • The indicates that a choice is required.

- The absence of the indicates that no choice is required.
- Alpha-numeric characters in place of indicate that no other alternatives are available.

HOW TO BUILD A MODEL NUMBER

- A** Select basic model.
- B** Select metal frame color.
Refer to color addendum at ki.com or KI Fabrics & Finishes binder.
- C** Select seat/back mesh color.
Refer to color addendum at ki.com or KI Fabrics & Finishes binder.
- D** Select side trim upholstery color.
Refer to color addendum at ki.com or KI Fabrics & Finishes binder.
If mesh or removable upholstery was specified, vinyl or fabric trim must be selected.
- E** Select removable cover upholstery color.
Refer to color addendum at ki.com or KI Fabrics & Finishes binder.
- F** Select headrest upholstery color.

G Select fire code.

- NFR** - Compliance to TB 117-2013
- FR** - Compliance to TB 133
See pricing column for TB133 upcharge.

H Select moisture barrier.

- NOM** - No moisture barrier
- WMB** - Yes moisture barrier; add \$69
Upcharge applies to Model 05 style only.



Approx. Packaged Weight	Delivered Pricing Fabric Grade 1 & C.O.M.	Delivered Pricing Fabric Grade 2	Delivered Pricing Fabric Grade 3	Delivered Pricing C.O.V.	Delivered Pricing Vinyl Group 2	Delivered Pricing Pallas Fabric Group P1	Delivered Pricing Pallas Fabric Group P2	Delivered Pricing Pallas Fabric Group P3	Delivered Pricing Pallas Fabric Group P4	TB133 add to list price
30.0#	\$ 1254	\$ 1267	\$ 1281	\$ 1254	\$ 1281	\$ 1310	\$ 1337	\$ 1364	\$ 1389	\$ 35
31.0#	1272	1285	1299	1272	1299	1329	1356	1382	1409	35
32.0#	1273	1286	1301	1273	1301	1330	1357	1383	1410	35
31.0#	\$ 1447	\$ 1461	\$ 1474	\$ 1447	\$ 1474	\$ 1503	\$ 1531	\$ 1557	\$ 1583	\$ 165
32.0#	1468	1480	1495	1468	1495	1524	1551	1578	1603	190
33.0#	1477	1491	1505	1477	1505	1534	1561	1587	1614	200
32.0#	\$ 1702	\$ 1715	\$ 1729	\$ 1702	\$ 1729	\$ 1758	\$ 1786	\$ 1812	\$ 1838	\$ 255
33.0#	1721	1734	1748	1721	1748	1778	1804	1831	1856	280
34.0#	1724	1738	1751	1724	1751	1782	1808	1834	1859	290

UPHOLSTERY INFORMATION

C.O.M. Trim Calculation

C.O.M. requirement for 00, 04 & 05 styles is 2 yards per 2 chairs. For complete information on ordering C.O.M., see "Ordering C.O.M., C.O.V. and C.O.L." section.

C.O.M. Cover Upholstery

C.O.M. requirement for 04 style is 1 yard and for 05 style 2 yards. For complete information on ordering C.O.M., see "Ordering C.O.M., C.O.V. and C.O.L." section.

Note:

Combine C.O.M. Trim and C.O.M. Covers columns when calculating overall C.O.M. requirements.

California TB133 Fire Safety Code

The above seating products can be manufactured using the appropriate flame-retardant materials and fabric selections for compliance to California Technical Bulletin 133. Please contact KI customer service

for fabric compliance. Not available with moisture barrier.

SPECIAL SERVICES

Special Carton Marking

With specially marked information N/C




Shipping

Shipped **assembled freight prepaid f.o.b. Bonduel, Wisconsin 54107** factory. Freight class #250.

Specifications and prices are subject to change without prior notice.

Rose™ Seating

4-Leg Metal Chair

			MODEL NUMBER							
			Basic Model	Frame Color	Seat/Back Mesh Color	Upholstery Side Trim Color	Removable Cover Uph Color	Headrest Color	Fire Code	Moisture Barrier
MODEL	Features									
	Mesh Seat and Back with Trim	Low back	RVL00	<input type="checkbox"/>	<input type="checkbox"/> <input type="checkbox"/> <input type="checkbox"/> <input type="checkbox"/>	<input type="checkbox"/> <input type="checkbox"/> <input type="checkbox"/> <input type="checkbox"/>		<input type="checkbox"/> <input type="checkbox"/> <input type="checkbox"/> <input type="checkbox"/>	<input type="checkbox"/> <input type="checkbox"/>	
		Mid back	RVM00	<input type="checkbox"/>	<input type="checkbox"/> <input type="checkbox"/> <input type="checkbox"/> <input type="checkbox"/>	<input type="checkbox"/> <input type="checkbox"/> <input type="checkbox"/> <input type="checkbox"/>		<input type="checkbox"/> <input type="checkbox"/> <input type="checkbox"/> <input type="checkbox"/>	<input type="checkbox"/> <input type="checkbox"/>	
		High back	RVH00	<input type="checkbox"/>	<input type="checkbox"/> <input type="checkbox"/> <input type="checkbox"/> <input type="checkbox"/>	<input type="checkbox"/> <input type="checkbox"/> <input type="checkbox"/> <input type="checkbox"/>		<input type="checkbox"/> <input type="checkbox"/> <input type="checkbox"/> <input type="checkbox"/>	<input type="checkbox"/> <input type="checkbox"/>	
RSM2										
	Removable Padded Upholstery Back with Mesh Seat and Trim	Low back	RVL04	<input type="checkbox"/>	<input type="checkbox"/> <input type="checkbox"/> <input type="checkbox"/> <input type="checkbox"/>	<input type="checkbox"/> <input type="checkbox"/> <input type="checkbox"/> <input type="checkbox"/>	<input type="checkbox"/> <input type="checkbox"/> <input type="checkbox"/> <input type="checkbox"/>	<input type="checkbox"/> <input type="checkbox"/> <input type="checkbox"/> <input type="checkbox"/>	<input type="checkbox"/> <input type="checkbox"/>	
		Mid back	RVM04	<input type="checkbox"/>	<input type="checkbox"/> <input type="checkbox"/> <input type="checkbox"/> <input type="checkbox"/>	<input type="checkbox"/> <input type="checkbox"/> <input type="checkbox"/> <input type="checkbox"/>	<input type="checkbox"/> <input type="checkbox"/> <input type="checkbox"/> <input type="checkbox"/>	<input type="checkbox"/> <input type="checkbox"/> <input type="checkbox"/> <input type="checkbox"/>	<input type="checkbox"/> <input type="checkbox"/>	
		High back	RVH04	<input type="checkbox"/>	<input type="checkbox"/> <input type="checkbox"/> <input type="checkbox"/> <input type="checkbox"/>	<input type="checkbox"/> <input type="checkbox"/> <input type="checkbox"/> <input type="checkbox"/>	<input type="checkbox"/> <input type="checkbox"/> <input type="checkbox"/> <input type="checkbox"/>	<input type="checkbox"/> <input type="checkbox"/> <input type="checkbox"/> <input type="checkbox"/>	<input type="checkbox"/> <input type="checkbox"/>	
RSM2										
	Removable Padded Seat and Back Upholstery with Trim	Low back	RVL05	<input type="checkbox"/>	<input type="checkbox"/> <input type="checkbox"/> <input type="checkbox"/> <input type="checkbox"/>	<input type="checkbox"/> <input type="checkbox"/> <input type="checkbox"/> <input type="checkbox"/>	<input type="checkbox"/> <input type="checkbox"/> <input type="checkbox"/> <input type="checkbox"/>	<input type="checkbox"/> <input type="checkbox"/> <input type="checkbox"/> <input type="checkbox"/>	<input type="checkbox"/> <input type="checkbox"/>	<input type="checkbox"/> <input type="checkbox"/>
		Mid back	RVM05	<input type="checkbox"/>	<input type="checkbox"/> <input type="checkbox"/> <input type="checkbox"/> <input type="checkbox"/>	<input type="checkbox"/> <input type="checkbox"/> <input type="checkbox"/> <input type="checkbox"/>	<input type="checkbox"/> <input type="checkbox"/> <input type="checkbox"/> <input type="checkbox"/>	<input type="checkbox"/> <input type="checkbox"/> <input type="checkbox"/> <input type="checkbox"/>	<input type="checkbox"/> <input type="checkbox"/>	<input type="checkbox"/> <input type="checkbox"/>
		High back	RVH05	<input type="checkbox"/>	<input type="checkbox"/> <input type="checkbox"/> <input type="checkbox"/> <input type="checkbox"/>	<input type="checkbox"/> <input type="checkbox"/> <input type="checkbox"/> <input type="checkbox"/>	<input type="checkbox"/> <input type="checkbox"/> <input type="checkbox"/> <input type="checkbox"/>	<input type="checkbox"/> <input type="checkbox"/> <input type="checkbox"/> <input type="checkbox"/>	<input type="checkbox"/> <input type="checkbox"/>	<input type="checkbox"/> <input type="checkbox"/>
RSM2										

A **B** **C** **D** **E** **F** **G** **H**

HOW TO ORDER

Indicate the following information on order form:

- Quantity of each item.
- Model number, including options. See "How To Build a Model Number".
- Any special service required.

Note: • The indicates that a choice is required.

- The absence of the indicates that no choice is required.
- Alpha-numeric characters in place of indicate that no other alternatives are available.

HOW TO BUILD A MODEL NUMBER

- A** Select basic model.
- B** Select metal frame color.
Refer to color addendum at ki.com or KI Fabrics & Finishes binder.
- C** Select seat/back mesh color.
Refer to color addendum at ki.com or KI Fabrics & Finishes binder.
- D** Select side trim upholstery color.
Refer to color addendum at ki.com or KI Fabrics & Finishes binder.
If mesh or removable upholstery was specified, vinyl or fabric trim must be selected.
- E** Select removable cover upholstery color.
Refer to color addendum at ki.com or KI Fabrics & Finishes binder.
- F** Select headrest upholstery color.

G Select fire code.

- NFR** - Compliance to TB 117-2013
 - FR** - Compliance to TB 133
- See pricing column for TB133 upcharge.

H Select moisture barrier.

- NOM** - No moisture barrier
 - WMB** - Yes moisture barrier; add \$69
- Upcharge applies to Model 05 style only.



Approx. Packaged Weight	Delivered Pricing Fabric Grade 1 & C.O.M.	Delivered Pricing Fabric Grade 2	Delivered Pricing Fabric Grade 3	Delivered Pricing C.O.V.	Delivered Pricing Vinyl Group 2	Delivered Pricing Pallas Fabric Group P1	Delivered Pricing Pallas Fabric Group P2	Delivered Pricing Pallas Fabric Group P3	Delivered Pricing Pallas Fabric Group P4	TB133 add to list price
31.0#	\$ 1244	\$ 1257	\$ 1271	\$ 1244	\$ 1271	\$ 1301	\$ 1328	\$ 1354	\$ 1380	\$ 35
32.0#	1261	1274	1288	1261	1288	1318	1344	1371	1396	35
33.0#	1263	1277	1290	1263	1290	1321	1347	1374	1398	35
32.0#	\$ 1426	\$ 1439	\$ 1454	\$ 1426	\$ 1454	\$ 1483	\$ 1511	\$ 1537	\$ 1562	\$ 165
33.0#	1458	1470	1485	1458	1485	1514	1541	1567	1593	190
34.0#	1460	1472	1487	1460	1487	1516	1543	1570	1595	200
33.0#	\$ 1702	\$ 1715	\$ 1729	\$ 1702	\$ 1729	\$ 1758	\$ 1786	\$ 1812	\$ 1838	\$ 255
34.0#	1721	1734	1748	1721	1748	1778	1804	1831	1856	280
35.0#	1723	1737	1750	1723	1750	1780	1806	1833	1858	290

UPHOLSTERY INFORMATION

C.O.M. Trim Calculation

C.O.M. requirement for 00, 04 & 05 styles is 2 yards per 2 chairs. For complete information on ordering C.O.M., see "Ordering C.O.M., C.O.V. and C.O.L." section.

C.O.M. Cover Upholstery

C.O.M. requirement for 04 style is 1 yard and for 05 style 2 yards. For complete information on ordering C.O.M., see "Ordering C.O.M., C.O.V. and C.O.L." section.

Note:

Combine C.O.M. Trim and C.O.M. Covers columns when calculating overall C.O.M. requirements.

California TB133 Fire Safety Code

The above seating products can be manufactured using the appropriate flame-retardant materials and fabric selections for compliance to California Technical Bulletin 133. Please contact KI customer service

for fabric compliance. Not available with moisture barrier.

SPECIAL SERVICES

Special Carton Marking

With specially marked information N/C

Shipping

Shipped **assembled freight prepaid f.o.b. Bonduel, Wisconsin 54107** factory. Freight class #250.

Specifications and prices are subject to change without prior notice.

Rose™ Seating

4-Leg Bentwood Chair

		MODEL NUMBER									
		Basic Model	Wood Frame Color	Push Bar Color	Seat/Back Mesh Color	Upholstery Side Trim Color	Removable Cover Uph Color	Rear Tilt Wheels	Headrest Color	Fire Code	Moisture Barrier
RSW2 Mesh Seat and Back with Trim	Low back	RBL00	□□□	□□	□□□□	□□□□		□□□□	□□□□	□□□	
	Mid back	RBM00	□□□	□□	□□□□	□□□□		□□□□	□□□□	□□□	
RSW2 Removable Padded Upholstery Back with Mesh Seat and Trim	Low back	RBL04	□□□	□□	□□□□	□□□□	□□□□	□□□□	□□□□	□□□	
	Mid back	RBM04	□□□	□□	□□□□	□□□□	□□□□	□□□□	□□□□	□□□	
RSW2 Removable Padded Seat and Back Upholstery with Trim	Low back	RBL05	□□□	□□	□□□□	□□□□	□□□□	□□□□	□□□□	□□□	□□□
	Mid back	RBM05	□□□	□□	□□□□	□□□□	□□□□	□□□□	□□□□	□□□	□□□
		A	B	C	D	E	F	G	H	I	J

HOW TO ORDER

Indicate the following information on order form:

- Quantity of each item.
- Model number, including options. See "How To Build a Model Number".
- Any special service required.

Note: • The □ indicates that a choice is required.

- The absence of the □ indicates that no choice is required.
- Alpha-numeric characters in place of □ indicate that no other alternatives are available.

HOW TO BUILD A MODEL NUMBER

- A** Select basic model.
- B** Select wood frame color. Refer to color addendum at ki.com or KI Fabrics & Finishes binder.
- C** Select push bar color. Refer to color addendum at ki.com or KI Fabrics & Finishes binder.
- D** Select seat/back mesh color. Refer to color addendum at ki.com or KI Fabrics & Finishes binder.
- E** Select side trim upholstery color. Refer to color addendum at ki.com or KI Fabrics & Finishes binder. If mesh or removable upholstery was specified, vinyl or fabric trim must be selected.
- F** Select removable cover upholstery color. Refer to color addendum at ki.com or KI

Fabrics & Finishes binder.

- G** Select rear tilt wheels.

NTRW	- No rear tilt wheels
RTW	- Rear tilt wheels; add \$34
- H** Select headrest upholstery color.
- I** Select fire code.

NFR	- Compliance to TB 117-2013
FR	- Compliance to TB 133

 See pricing column for TB133 upcharge.
- J** Select moisture barrier.

NOM	- No moisture barrier
WMB	- Yes moisture barrier; add \$69

 Upcharge applies to Model 05 style only.



Rose™ Seating

4-Leg Bentwood Chair

Approx. Packaged Weight	Delivered Pricing Fabric Grade 1 & C.O.M.	Delivered Pricing Fabric Grade 2	Delivered Pricing Fabric Grade 3	Delivered Pricing C.O.V.	Delivered Pricing Vinyl Group 2	Delivered Pricing Pallas Fabric Group P1	Delivered Pricing Pallas Fabric Group P2	Delivered Pricing Pallas Fabric Group P3	Delivered Pricing Pallas Fabric Group P4	TB133 add to list price
44.0#	\$ 1716	\$ 1729	\$ 1743	\$ 1716	\$ 1743	\$ 1772	\$ 1799	\$ 1826	\$ 1851	\$ 35
46.0#	1733	1746	1761	1733	1761	1790	1817	1843	1870	35
45.0#	\$ 1884	\$ 1897	\$ 1911	\$ 1884	\$ 1911	\$ 1940	\$ 1968	\$ 1994	\$ 2020	\$ 165
47.0#	1905	1919	1932	1905	1932	1961	1989	2015	2041	190
46.0#	\$ 2127	\$ 2140	\$ 2154	\$ 2127	\$ 2154	\$ 2183	\$ 2210	\$ 2236	\$ 2262	\$ 255
48.0#	2147	2160	2175	2147	2175	2204	2231	2257	2284	280

UPHOLSTERY INFORMATION

C.O.M. Trim Calculation

C.O.M. requirement for 00, 04 & 05 styles is 2 yards per 2 chairs. For complete information on ordering C.O.M., see "Ordering C.O.M., C.O.V. and C.O.L." section.

C.O.M. Cover Upholstery

C.O.M. requirement for 04 style is 1 yard and for 05 style 2 yards. For complete information on ordering C.O.M., see "Ordering C.O.M., C.O.V. and C.O.L." section.

Note:

Combine C.O.M. Trim and C.O.M. Covers columns when calculating overall C.O.M. requirements.

California TB133 Fire Safety Code

The above seating products can be manufactured using the appropriate flame-retardant materials and fabric selections for compliance to California Technical Bulletin 133. Please contact KI customer service

for fabric compliance. Not available with moisture barrier.

SPECIAL SERVICES

Special Carton Marking

With specially marked information N/C

Shipping

Shipped **assembled freight prepaid f.o.b. Bondue, Wisconsin 54107** factory. Freight class #175.

Specifications and prices are subject to change without prior notice.

Rose™ Seating

Accessories/Options

	MODEL	Features	MODEL NUMBER				Approx. Packaged Weight	Delivered Pricing Fabric Grade 1 & C.O.M.
			Basic Model	Upholstery Color	Fire Code	Moisture Barrier		
RRBS	Removable Back Cover	Low back	RB2L	□□□□	□□□		1.0#	\$ 349
		Mid back	RB2M	□□□□	□□□		1.0#	352
		High back	RB2H	□□□□	□□□		1.0#	353
RRBS	Removable Seat Cover		RSC2	□□□□	□□□	□□□	1.0#	\$ 366
			A	B	C	D		

HOW TO ORDER

Indicate the following information on order form:

- Quantity of each item.
- Model number, including options. See "How To Build a Model Number".
- Any special service required.

Note: • The □ indicates that a choice is required.

- The absence of the □ indicates that no choice is required.
- Alpha-numeric characters in place of □ indicate that no other alternatives are available.

HOW TO BUILD A MODEL NUMBER

- A** Select basic model.
- B** Select upholstery grade/color.
Refer to color addendum at ki.com or KI Fabrics & Finishes binder.
- C** Select fire code.
NFR - Compliance to TB 117-2013
FR - Compliance to TB 133
 See pricing column for TB133 upcharge.
- D** Select moisture barrier.
NOM - No moisture barrier
WMB - Yes moisture barrier; add \$34
 Moisture barrier available on seat cover only.



Delivered Pricing Fabric Grade 2	Delivered Pricing Fabric Grade 3	Delivered Pricing C.O.V.	Delivered Pricing Vinyl Group 2	Delivered Pricing Pallas Fabric Group P1	Delivered Pricing Pallas Fabric Group P2	Delivered Pricing Pallas Fabric Group P3	Delivered Pricing Pallas Fabric Group P4	TB133 add to list price
\$ 362	\$ 376	\$ 349	\$ 376	\$ 406	\$ 432	\$ 459	\$ 486	\$ 99
365	379	352	379	409	436	462	489	99
366	380	353	380	410	437	463	490	99
\$ 379	\$ 393	\$ 366	\$ 393	\$ 423	\$ 451	\$ 476	\$ 502	\$ 99

UPHOLSTERY INFORMATION

COM Upholstery

C.O.M. requirement for removable back and seat cover is 1 yard each. For complete information on ordering C.O.M., see "Ordering C.O.M., C.O.V. and C.O.L." section.

California TB133 Fire Safety Code

The above seating products can be manufactured using the appropriate flame-retardant materials and fabric selections for compliance to California Technical Bulletin 133. Please contact KI customer service for fabric compliance. Not available with moisture barrier.

SPECIAL SERVICES

Special Carton Marking

With specially marked information N/C

Shipping

Shipped **assembled freight prepaid f.o.b. Bonduel, Wisconsin 54107** factory. Freight class #92.5.

Specifications and prices are subject to change without prior notice.

Soltice®

General Information



Lounge Sleeper
(Armless)



Lounge Sleeper
(Closed Arm)



Loveseat Sleeper
(Armless)

Loveseat Sleeper
(Closed Arm)



Recliner



Patient Chair
(Open Arm)

General Dimensions

Seat width	27-1/4"	27-1/4"	54-1/2"	54-1/2"	23-3/4"	22"
Seat depth	19-3/4"	19-3/4"	19-3/4"	19-3/4"	21"	19"
Seat height	17"	17"	17"	17"	18-3/4"	19"
Arm width	4-1/4"	2"	4-1/4"	2"		2"
Arm height		25-1/4"		25-1/4"	25-1/2"	27"
Back height from seat	17"	17"	17"	17"		
Sleep surface width	27-1/4"	27-1/4"	54-1/2"	54-1/2"		
Sleep surface depth	77"	77"	77"	77"		

Overall Dimensions

Width	35-3/4"	32-1/4"	63"	60-1/2"	29"	26"
Depth	37-1/2"	37-1/2"	37-1/2"	37-1/2"	37-3/4"	29-1/4"
Height	34"	34"	34"	34"	45-3/4"	47-3/4"
Depth in sleep position	82-1/2"	82-1/2"	82-1/2"	82-1/2"		

SPECIFICATIONS

Complimentary Furniture

The following lounge collections offer complimentary furniture that creates continuity and a cohesive look throughout a facility. These complimentary pieces can be found in other sections of the KI price list.

SOLTICE HEALTHCARE SEATING - Soltice® Multiple Seating, Soltice® Guest Seating, Soltice® Lounge Seating, LaResta® Day Bed (FSD/SL)

UPHOLSTERY INFORMATION

C.O.M. Fabric

For C.O.M. fabric sent to KI-High Point on multiple rolls, add an additional yard of fabric per roll to the yardage requirements. Multiple rolls have shorter pieces of fabric on them and do not allow nesting and stacking of the fabric to achieve the best yield as is done with one large roll. This results in yardage shortages and requests for addition-

al fabric from the client, which can hold up the order. For each roll that is sent, one yard needs to be added and needs to be added to one of the rolls, not separately.

Fabric Disclaimer

Fabric will be applied as swatched by the fabric manufacturer. Fabric that is required to be applied differently than is swatched will need a Special Cost Request written specifying the direction the fabric is to be applied. The posted standard lead time will apply to the Special Cost Request.

FINISH INFORMATION

SPECIAL FINISH MATCHES

KI can match special finish requests at an upcharge of \$64 List per item, up to 12 or a maximum charge of \$771 List per order per color. Special finish requests must be sent to your KI customer service representative.

Upon receipt from KI, the finishing department will prepare a "strike-off" which will be sent to the customer for approval.

The approval form accompanying the strike-off should be faxed to your KI customer service representative. Upon receipt of the signed approval form, KI will proceed with the order. Disapproved samples may be sent back to KI directly with an explanation of disapproval. A Special Finish Number (SFN) will be assigned to this finish sample for future reference or reorders


**Patient Chair
(Closed Arm)**
**Motion Patient
Chair (Closed Arm)**
**Bariatric Chair
(Closed Arm)**
**Bariatric Chair
(Open Arm)**
**Glider
(Open Arm)**
**Glider
(Closed Arm)**
General Dimensions

Seat width	21-1/2"	23"	30"	29-1/2"	22"	21-1/2"
Seat depth	19"	19-1/2"	18-3/4"	18-3/4"	19"	19"
Seat height	19"	19-1/2"	19"	19"	19"	19"
Arm width	2"	2"	2"	2"		
Arm height	27"	27"	27"	27"	27"	27"
Maximum glide range					16"	16"
Maximum distance from wall					9"	9"



Overall Dimensions

Width	26"	28"	34-1/2"	34-1/2"	26"	26"
Depth	29-1/4"	29-1/2"	28"	28"	35"	35"
Height	47-3/4"	43-1/2"	32"	32"	47-3/4"	47-3/4"

INFORMATION
Warranty

 Refer to KI Terms & Conditions document
 or visit ki.com

Soltice® Sleeper

	Features	COM	MODEL NUMBER								Approx. Packaged Weight	
			Basic Model	Non-Contrast or Fabric Contrast 1	Fabric Contrast 2	Pull Color	Arm Cap	Wood Finish	Fire Code	Moisture Barrier		
	Non-contrast	6.75 yd	SLS/NC	□□□□		□□□□				□□□	□□□	195.0#
	Contrast		SLS/FC	□□□□	□□□□	□□□□				□□□	□□□	195.0#
<p>SOLLS Lounge Sleeper - No Arm</p> <ul style="list-style-type: none"> 1 = Seat and back/sleep surface (Fabric Contrast 1) C.O.M. = 3.75 yd 2 = Arms and frame (Fabric Contrast 2) C.O.M. = 3.25 yd 												
	Non-contrast	8.75 yd	SLSP/NC	□□□□		□□□□	□□□	□□□	□□□	□□□	□□□	220.0#
	Contrast		SLSP/FC	□□□□	□□□□	□□□□	□□□	□□□	□□□	□□□	□□□	220.0#
<p>SOLLS Lounge Sleeper - Closed Arm</p> <ul style="list-style-type: none"> 1 = Seat and back/sleep surface (Fabric Contrast 1) C.O.M. = 3.75 yd 2 = Arms and frame (Fabric Contrast 2) C.O.M. = 5 yd 												
<p>SORP Lounge Sleeper Replacement Seat & Back Cushions</p>	No arm	3.75 yd	SLSC	□□□□						□□□	□□□	25.0#
	Closed arm	3.75 yd	SLSPC	□□□□						□□□	□□□	25.0#
			A	B	C	D	E	F	G	H		

HOW TO ORDER

Indicate the following information on order form:

- Quantity of each item.
- Model number, including options. See "How To Build a Model Number".
- Any special service required.

Note: • The □ indicates that a choice is required.

- The absence of the □ indicates that no choice is required.
- Alpha-numeric characters in place of □ indicate that no other alternatives are available.

HOW TO BUILD A MODEL NUMBER

- A** Select basic model.
- B** Select non-contrast or fabric contrast 1. Refer to color addendum at ki.com or KI Fabrics & Finishes binder.
- C** Select fabric contrast 2. Refer to color addendum at ki.com or KI Fabrics & Finishes binder.
- D** Select pull handle color. Refer to color addendum at ki.com or KI Fabrics & Finishes binder.
- E** Select arm option.

WAC	- Wood armcaps (pair)
PAC	- Black poly (pair); add \$168
- F** Select wood finish color. Refer to color addendum at ki.com or KI Fabrics & Finishes binder. For Kensington Maple add upcharge.

- G** Select fire code.

NFR	- Compliance to TB 117-2013
FR	- Compliance to TB 133

 See pricing column for TB133 upcharge.
- H** Select moisture barrier.

NMB	- No moisture barrier
MB	- Moisture barrier

 See pricing column for moisture barrier upcharge.

KENSINGTON MAPLE UPCHARGE

Kensington Maple requires extended leadtimes.

Model	
SLS/NC	\$42
SLS/FC	\$42
SLSS/LFS/NC	\$42
SLSS/RGS/NC	\$42
SLSS/DS/NC	\$42
SLSS/LFS/FC	\$42
SLSS/RFS/FC	\$42
SLSS/DS/FC	\$42
SLSP/NC	\$35
SLSP/FC	\$35
SLSSP/LFS/NC	\$35
SLSSP/RFS/NC	\$35
SLSSP/DS/NC	\$35
SLSSP/LFS/FC	\$35
SLSSP/RFS/FC	\$35
SLSSP/DS/FC	\$35



Grade C.O.M.	Grade C	Grade D	Grade E & C.O.L.	Grade F	Grade G	Grade H	Grade I	Grade J	Grade K	Grade L Leather	Grade M Leather	TB133 add to list price	Moisture Barrier add to list price
\$ 3035	\$ 3279	\$ 3344	\$ 3424	\$ 3475	\$ 3581	\$ 3682	\$ 3813	\$ 4073	\$ 4333	\$ 4595	\$ 5115	\$ 354	\$ 129
3089	3333	3398	3477	3530	3634	3739	3867	4127	4388	4649	5170	354	129
\$ 3805	\$ 4106	\$ 4185	\$ 4282	\$ 4346	\$ 4474	\$ 4601	\$ 4758	\$ 5077	\$ 5395	\$ 5714	\$ 6352	\$ 405	\$ 129
3861	4160	4238	4335	4399	4527	4654	4812	5132	5448	5768	6406	405	129
\$ 687	\$ 782	\$ 855	\$ 938	\$ 1005	\$ 1119	\$ 1231	\$ 1465	\$ 1749	\$ 2042	\$ 2329	\$ 3256	\$ 142	\$ 171
687	782	855	938	1005	1119	1231	1465	1749	2042	2329	3256	142	171

INFORMATION

C.O.M. Requirements

C.O.M. yardage requirements listed above are based on plain goods 54" wide. If less than 54" wide or fabrics requiring matching (stripes, plaids, prints, large patterns), additional yardage will be needed. Consult C.O.M. matrix on the Ordering C.O.M. and C.O.L. page for additional yardage needed. For C.O.M. fabric sent to KI-High Point on multiple rolls, add an additional yard of fabric per roll to the yardage requirements.

C.O.L. Requirements

Figure 18 sq. ft. of leather (C.O.L.) for each yard shown (i.e., 4.75 x 18 = 85.5 sq. ft.).

Contrasting Upholstery

When contrasting fabric is chosen, price at highest in-grade.

Minimum Fabric/Leather Quantity

Minimum order for fabric is 1 yard. Minimum order for leather is 1 hide (approx-

mately 50 sq. ft).

Moisture Barrier

Moisture barrier is applied underneath the fabric cover as a means of protecting the foam. Not available with TB133.

California TB133 Fire Safety Code

The above seating products can be manufactured using the appropriate flame-retardant materials and fabric selections for compliance to California Technical Bulletin 133. Please contact KI customer service for fabric compliance. Not available with moisture barrier.

Construction

Seat and back frame constructed of welded structural steel. Arms constructed from kiln-dried hardwood. Arms are not field replaceable. Cushions constructed of multiple densities of polyurethane foam. Storage box constructed of laminated plywood, black paint standard.

Options

SLS - comes standard with casters. Casters, front (locking/swivel) and rear (swivel).

SPECIAL SERVICES

Special Carton Marking

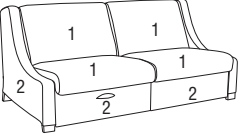
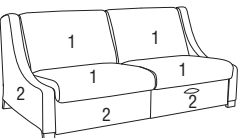
With specially marked information N/C

Shipping

Shipped assembled freight prepaid f.o.b. High Point, North Carolina 27263 factory. Freight class #125.

Specifications and prices are subject to change without prior notice.

Soltice® Sleeper

	Features	COM	MODEL NUMBER							Approx. Packaged Weight	
			Basic Model	Non-Contrast or Fabric Contrast 1	Fabric Contrast 2	Pull Color	Wood Finish	Fire Code	Moisture Barrier		
	Non-contrast	11.75 yd	SLSS/LFS/NC	□□□□		□□□□	□□□	□□□	□□□	250.0#	
	Contrast		SLSS/LFS/FC	□□□□	□□□□	□□□□	□□□	□□□	□□□	250.0#	
SOLLS											
Loveseat Sleeper (Armless) - LFS (Open, Left Side Facing)											
<ul style="list-style-type: none"> 1 = Seat and back (Fabric Contrast 1) C.O.M. = 7.5 yd 2 = Arms and frame (Fabric Contrast 2) C.O.M. = 4.25 yd 											
	Non-contrast	11.75 yd	SLSS/RFS/NC	□□□□		□□□□	□□□	□□□	□□□	250.0#	
	Contrast		SLSS/RFS/FC	□□□□	□□□□	□□□□	□□□	□□□	□□□	250.0#	
SOLLS											
Loveseat Sleeper (Armless) - RFS (Open, Right Side Facing)											
<ul style="list-style-type: none"> 1 = Seat and back (Fabric Contrast 1) C.O.M. = 7.5 yd 2 = Arms and frame (Fabric Contrast 2) C.O.M. = 4.25 yd 											
			A	B	C	D	E	F	G		

HOW TO ORDER

Indicate the following information on order form:

- Quantity of each item.
- Model number, including options. See "How To Build a Model Number".
- Any special service required.

Note: • The indicates that a choice is required.

- The absence of the indicates that no choice is required.
- Alpha-numeric characters in place of indicate that no other alternatives are available.

HOW TO BUILD A MODEL NUMBER

- A** Select basic model.
- B** Select non-contrast or fabric contrast 1. Refer to color addendum at ki.com or KI Fabrics & Finishes binder.
- C** Select fabric contrast 2. Refer to color addendum at ki.com or KI Fabrics & Finishes binder.
- D** Select pull handle color. Refer to color addendum at ki.com or KI Fabrics & Finishes binder.
- E** Select wood finish color. Refer to color addendum at ki.com or KI Fabrics & Finishes binder. For Kensington Maple add upcharge.
- F** Select fire code.

NFR	- Compliance to TB 117-2013
FR	- Compliance to TB 133

 See pricing column for TB133 upcharge.

- G** Select moisture barrier.

NMB	- No moisture barrier
MB	- Moisture barrier

 See pricing column for moisture barrier upcharge.

KENSINGTON MAPLE UPCHARGE

Kensington Maple requires extended leadtimes.

Model	
SLS/NC	\$42
SLS/FC	\$42
SLSS/LFS/NC	\$42
SLSS/RGS/NC	\$42
SLSS/DS/NC	\$42
SLSS/LFS/FC	\$42
SLSS/RFS/FC	\$42
SLSS/DS/FC	\$42
SLSP/NC	\$35
SLSP/FC	\$35
SLSSP/LFS/NC	\$35
SLSSP/RFS/NC	\$35
SLSSP/DS/NC	\$35
SLSSP/LFS/FC	\$35
SLSSP/RFS/FC	\$35
SLSSP/DS/FC	\$35



Grade C.O.M.	Grade C	Grade D	Grade E & C.O.L.	Grade F	Grade G	Grade H	Grade I	Grade J	Grade K	Grade L Leather	Grade M Leather	TB133 add to list price	Moisture Barrier add to list price
\$ 4235	\$ 4664	\$ 4776	\$ 4914	\$ 5005	\$ 5188	\$ 5366	\$ 5594	\$ 6047	\$ 6499	\$ 6953	\$ 7862	\$ 515	\$ 289
4317	4747	4859	4994	5087	5268	5448	5675	6128	6582	7035	7943	515	289

INFORMATION

C.O.M. Requirements

C.O.M. yardage requirements listed above are based on plain goods 54" wide. If less than 54" wide or fabrics requiring matching (stripes, plaids, prints, large patterns), additional yardage will be needed. Consult C.O.M. matrix on the Ordering C.O.M. and C.O.L. page for additional yardage needed. For C.O.M. fabric sent to KI-High Point on multiple rolls, add an additional yard of fabric per roll to the yardage requirements.

C.O.L. Requirements

Figure 18 sq. ft. of leather (C.O.L.) for each yard shown (i.e., 4.75 x 18 = 85.5 sq. ft.).

Contrasting Upholstery

When contrasting fabric is chosen, price at highest in-grade.

Minimum Fabric/Leather Quantity

Minimum order for fabric is 1 yard. Minimum order for leather is 1 hide (approx-

mately 50 sq. ft).

Moisture Barrier

Moisture barrier is applied underneath the fabric cover as a means of protecting the foam. Not available with TB133.

California TB133 Fire Safety Code

The above seating products can be manufactured using the appropriate flame-retardant materials and fabric selections for compliance to California Technical Bulletin 133. Please contact KI customer service for fabric compliance. Not available with moisture barrier.

Construction

Seat and back frame constructed of welded structural steel. Arms constructed from kiln-dried hardwood. Arms are not field replaceable. Cushions constructed of multiple densities of polyurethane foam. Storage box constructed of laminated plywood, black paint standard.

Option

Casters Are NOT available on SLSS loveseat sleeper. Wood legs are standard.

SPECIAL SERVICES

Special Carton Marking

With specially marked information N/C

Shipping

Shipped assembled freight prepaid f.o.b. High Point, North Carolina 27263 factory. Freight class #125.

Specifications and prices are subject to change without prior notice.



Grade C.O.M.	Grade C	Grade D	Grade E & C.O.L.	Grade F	Grade G	Grade H	Grade I	Grade J	Grade K	Grade L Leather	Grade M Leather	TB133 add to list price	Moisture Barrier add to list price
\$ 5565	\$ 5995	\$ 6107	\$ 6244	\$ 6334	\$ 6518	\$ 6699	\$ 6924	\$ 7377	\$ 7830	\$ 8283	\$ 9192	\$ 515	\$ 289
5647	6077	6189	6326	6418	6598	6780	7005	7458	7912	8365	9273	515	289

INFORMATION

C.O.M. Requirements

C.O.M. yardage requirements listed above are based on plain goods 54" wide. If less than 54" wide or fabrics requiring matching (stripes, plaids, prints, large patterns), additional yardage will be needed. Consult C.O.M. matrix on the Ordering C.O.M. and C.O.L. page for additional yardage needed. For C.O.M. fabric sent to KI-High Point on multiple rolls, add an additional yard of fabric per roll to the yardage requirements.

C.O.L. Requirements

Figure 18 sq. ft. of leather (C.O.L.) for each yard shown (i.e., 4.75 x 18 = 85.5 sq. ft.).

Contrasting Upholstery

When contrasting fabric is chosen, price at highest in-grade.

Minimum Fabric/Leather Quantity

Minimum order for fabric is 1 yard. Minimum order for leather is 1 hide (approx-

mately 50 sq. ft).

Moisture Barrier

Moisture barrier is applied underneath the fabric cover as a means of protecting the foam. Not available with TB133.

California TB133 Fire Safety Code

The above seating products can be manufactured using the appropriate flame-retardant materials and fabric selections for compliance to California Technical Bulletin 133. Please contact KI customer service for fabric compliance. Not available with moisture barrier.

Construction

Seat and back frame constructed of welded structural steel. Arms constructed from kiln-dried hardwood. Arms are not field replaceable. Cushions constructed of multiple densities of polyurethane foam. Storage box constructed of laminated plywood, black paint standard.

Option

Casters Are NOT available on SLSS loveseat sleeper. Wood legs are standard.

SPECIAL SERVICES

Special Carton Marking

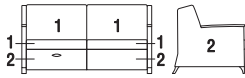
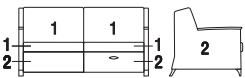
With specially marked information N/C

Shipping

Shipped **assembled freight prepaid f.o.b. High Point, North Carolina 27263** factory. Freight class #125.

Specifications and prices are subject to change without prior notice.

Soltice® Sleeper

	Features	COM	MODEL NUMBER								Approx. Packaged Weight	
			Basic Model	Non-Contrast or Fabric Contrast 1	Fabric Contrast 2	Pull Color	Arm Cap	Wood Finish	Fire Code	Moisture Barrier		
	Non-contrast	11.75 yd	SLSSP/LFS/NC	<input type="checkbox"/> <input type="checkbox"/> <input type="checkbox"/> <input type="checkbox"/>		<input type="checkbox"/> <input type="checkbox"/> <input type="checkbox"/> <input type="checkbox"/>	<input type="checkbox"/> <input type="checkbox"/>	<input type="checkbox"/> <input type="checkbox"/>	<input type="checkbox"/> <input type="checkbox"/>	<input type="checkbox"/> <input type="checkbox"/>	<input type="checkbox"/> <input type="checkbox"/>	270.0#
	Contrast		SLSSP/LFS/FC	<input type="checkbox"/> <input type="checkbox"/> <input type="checkbox"/> <input type="checkbox"/>	<input type="checkbox"/> <input type="checkbox"/> <input type="checkbox"/> <input type="checkbox"/>	<input type="checkbox"/> <input type="checkbox"/> <input type="checkbox"/> <input type="checkbox"/>	<input type="checkbox"/> <input type="checkbox"/>	<input type="checkbox"/> <input type="checkbox"/>	<input type="checkbox"/> <input type="checkbox"/>	<input type="checkbox"/> <input type="checkbox"/>	<input type="checkbox"/> <input type="checkbox"/>	270.0#
<p>SOLLS</p> <p>Loveseat Sleeper (Closed Arm) - LFS (Open, Left Side Facing)</p> <ul style="list-style-type: none"> 1 = Seat and back (Fabric Contrast 1) C.O.M. = 7.5 yd 2 = Arms and frame (Fabric Contrast 2) C.O.M. = 5.5 yd 												
	Non-contrast	11.75 yd	SLSSP/RFS/NC	<input type="checkbox"/> <input type="checkbox"/> <input type="checkbox"/> <input type="checkbox"/>		<input type="checkbox"/> <input type="checkbox"/> <input type="checkbox"/> <input type="checkbox"/>	<input type="checkbox"/> <input type="checkbox"/>	<input type="checkbox"/> <input type="checkbox"/>	<input type="checkbox"/> <input type="checkbox"/>	<input type="checkbox"/> <input type="checkbox"/>	<input type="checkbox"/> <input type="checkbox"/>	270.0#
	Contrast		SLSSP/RFS/FC	<input type="checkbox"/> <input type="checkbox"/> <input type="checkbox"/> <input type="checkbox"/>	<input type="checkbox"/> <input type="checkbox"/> <input type="checkbox"/> <input type="checkbox"/>	<input type="checkbox"/> <input type="checkbox"/> <input type="checkbox"/> <input type="checkbox"/>	<input type="checkbox"/> <input type="checkbox"/>	<input type="checkbox"/> <input type="checkbox"/>	<input type="checkbox"/> <input type="checkbox"/>	<input type="checkbox"/> <input type="checkbox"/>	<input type="checkbox"/> <input type="checkbox"/>	270.0#
<p>SOLLS</p> <p>Loveseat Sleeper (Closed Arm) - RFS (Open, Right Side Facing)</p> <ul style="list-style-type: none"> 1 = Seat and back (Fabric Contrast 1) C.O.M. = 7.5 yd 2 = Arms and frame (Fabric Contrast 2) C.O.M. = 5.5 yd 												
			A	B	C	D	E	F	G	H		

HOW TO ORDER

Indicate the following information on order form:

- Quantity of each item.
- Model number, including options. See "How To Build a Model Number".
- Any special service required.

Note: • The indicates that a choice is required.

- The absence of the indicates that no choice is required.
- Alpha-numeric characters in place of indicate that no other alternatives are available.

HOW TO BUILD A MODEL NUMBER

- A** Select basic model.
- B** Select non-contrast or fabric contrast 1. Refer to color addendum at ki.com or KI Fabrics & Finishes binder.
- C** Select fabric contrast 2. Refer to color addendum at ki.com or KI Fabrics & Finishes binder.
- D** Select pull handle color. Refer to color addendum at ki.com or KI Fabrics & Finishes binder.
- E** Select arm option.

WAC	- Wood armcaps (pair)
PAC	- Black poly (pair); add \$168
- F** Select wood finish color. Refer to color addendum at ki.com or KI Fabrics & Finishes binder. For Kensington Maple add upcharge.

- G** Select fire code.

NFR	- Compliance to TB 117-2013
FR	- Compliance to TB 133

 See pricing column for TB133 upcharge.
- H** Select moisture barrier.

NMB	- No moisture barrier
MB	- Moisture barrier

 See pricing column for moisture barrier upcharge.

KENSINGTON MAPLE UPCHARGE

Kensington Maple requires extended leadtimes.

Model	
SLS/NC	\$42
SLS/FC	\$42
SLSS/LFS/NC	\$42
SLSS/RGS/NC	\$42
SLSS/DS/NC	\$42
SLSS/LFS/FC	\$42
SLSS/RFS/FC	\$42
SLSS/DS/FC	\$42
SLSP/NC	\$35
SLSP/FC	\$35
SLSSP/LFS/NC	\$35
SLSSP/RFS/NC	\$35
SLSSP/DS/NC	\$35
SLSSP/LFS/FC	\$35
SLSSP/RFS/FC	\$35
SLSSP/DS/FC	\$35



Grade C.O.M.	Grade C	Grade D	Grade E & C.O.L.	Grade F	Grade G	Grade H	Grade I	Grade J	Grade K	Grade L Leather	Grade M Leather	TB133 add to list price	Moisture Barrier add to list price
\$ 4688	\$ 5116	\$ 5230	\$ 5365	\$ 5459	\$ 5640	\$ 5821	\$ 6047	\$ 6499	\$ 6953	\$ 7406	\$ 8315	\$ 515	\$ 289
4770	5198	5311	5447	5542	5721	5902	6128	6582	7035	7488	8397	515	289

\$ 4688	\$ 5116	\$ 5230	\$ 5365	\$ 5459	\$ 5640	\$ 5821	\$ 6047	\$ 6499	\$ 6953	\$ 7406	\$ 8315	\$ 515	\$ 289
4770	5198	5311	5447	5542	5721	5902	6128	6582	7035	7488	8397	515	289

INFORMATION

C.O.M. Requirements

C.O.M. yardage requirements listed above are based on plain goods 54" wide. If less than 54" wide or fabrics requiring matching (stripes, plaids, prints, large patterns), additional yardage will be needed. Consult C.O.M. matrix on the Ordering C.O.M. and C.O.L. page for additional yardage needed. For C.O.M. fabric sent to KI-High Point on multiple rolls, add an additional yard of fabric per roll to the yardage requirements.

C.O.L. Requirements

Figure 18 sq. ft. of leather (C.O.L.) for each yard shown (i.e., 4.75 x 18 = 85.5 sq. ft.).

Contrasting Upholstery

When contrasting fabric is chosen, price at highest in-grade.

Minimum Fabric/Leather Quantity

Minimum order for fabric is 1 yard. Minimum order for leather is 1 hide (approx-

mately 50 sq. ft).

Moisture Barrier

Moisture barrier is applied underneath the fabric cover as a means of protecting the foam. Not available with TB133.

California TB133 Fire Safety Code

The above seating products can be manufactured using the appropriate flame-retardant materials and fabric selections for compliance to California Technical Bulletin 133. Please contact KI customer service for fabric compliance. Not available with moisture barrier.

Construction

Seat and back frame constructed of welded structural steel. Arms constructed from kiln-dried hardwood. Arms are not field replaceable. Cushions constructed of multiple densities of polyurethane foam. Storage box constructed of laminated plywood, black paint standard.

Option

Casters Are NOT available on SLSS loveseat sleeper. Wood legs are standard.

SPECIAL SERVICES

Special Carton Marking

With specially marked information N/C

Shipping

Shipped **assembled freight prepaid f.o.b. High Point, North Carolina 27263** factory. Freight class #125.

Specifications and prices are subject to change without prior notice.



Grade C.O.M.	Grade C	Grade D	Grade E & C.O.L.	Grade F	Grade G	Grade H	Grade I	Grade J	Grade K	Grade L Leather	Grade M Leather	TB133 add to list price	Moisture Barrier add to list price
\$ 6005	\$ 6433	\$ 6546	\$ 6683	\$ 6773	\$ 6955	\$ 7138	\$ 7362	\$ 7816	\$ 8269	\$ 8723	\$ 9631	\$ 515	\$ 289
6086	6515	6629	6764	6854	7037	7220	7444	7898	8352	8805	9711	515	289

INFORMATION

C.O.M. Requirements

C.O.M. yardage requirements listed above are based on plain goods 54" wide. If less than 54" wide or fabrics requiring matching (stripes, plaids, prints, large patterns), additional yardage will be needed. Consult C.O.M. matrix on the Ordering C.O.M. and C.O.L. page for additional yardage needed. For C.O.M. fabric sent to KI-High Point on multiple rolls, add an additional yard of fabric per roll to the yardage requirements.

C.O.L. Requirements

Figure 18 sq. ft. of leather (C.O.L.) for each yard shown (i.e., 4.75 x 18 = 85.5 sq. ft.).

Contrasting Upholstery

When contrasting fabric is chosen, price at highest in-grade.

Minimum Fabric/Leather Quantity

Minimum order for fabric is 1 yard. Minimum order for leather is 1 hide (approx-

mately 50 sq. ft).

Moisture Barrier

Moisture barrier is applied underneath the fabric cover as a means of protecting the foam. Not available with TB133.

California TB133 Fire Safety Code

The above seating products can be manufactured using the appropriate flame-retardant materials and fabric selections for compliance to California Technical Bulletin 133. Please contact KI customer service for fabric compliance. Not available with moisture barrier.

Construction

Seat and back frame constructed of welded structural steel. Arms constructed from kiln-dried hardwood. Arms are not field replaceable. Cushions constructed of multiple densities of polyurethane foam. Storage box constructed of laminated plywood, black paint standard.

Option

Casters Are NOT available on SLSS loveseat sleeper. Wood legs are standard.

SPECIAL SERVICES

Special Carton Marking

With specially marked information N/C

Shipping

Shipped **assembled freight prepaid f.o.b. High Point, North Carolina 27263** factory. Freight class #125.

Specifications and prices are subject to change without prior notice.

Soltice®

Sleeper Replacement Parts

	MODEL	Features	COM	MODEL NUMBER				Approx. Packaged Weight
				Basic Model	Non-Contrast or Fabric Contrast 1	Fire Code	Moisture Barrier	
SORP	Loveseat Sleeper Replacement Seat & Back Cushions - LFS • Open, left side facing	No arm	3.75 yd	SLSSC/LFS	□□□□	□□□	□□□	25.0#
		Closed arm	3.75 yd	SLSSPC/LFS	□□□□	□□□	□□□	25.0#
SORP	Loveseat Sleeper Replacement Seat & Back Cushions - RFS • Open, right side facing	No arm	3.75 yd	SLSSC/RFS	□□□□	□□□	□□□	25.0#
		Closed arm	3.75 yd	SLSSPC/RFS	□□□□	□□□	□□□	25.0#
SORP	Loveseat Sleeper Replacement Seat & Back Cushions - DS • Open, both sides facing	No arm	7.5 yd	SLSSC/DS	□□□□	□□□	□□□	50.0#
		Closed arm	7.5 yd	SLSSPC/DS	□□□□	□□□	□□□	50.0#
HRDPT	Replacement Med Caster Kit Includes: • (2) Med caster locking casters • (2) Med caster non-locking casters • (8) Hex nuts, (4) lock washers • (1) Small tube of Loc-Tite			RETRO.MEDCASTER				7.0#
				A	B	C	D	

HOW TO ORDER

Indicate the following information on order form:

- Quantity of each item.
- Model number, including options. See "How To Build a Model Number".
- Any special service required.

Note: • The □ indicates that a choice is required.

- The absence of the □ indicates that no choice is required.
- Alpha-numeric characters in place of □ indicate that no other alternatives are available.

HOW TO BUILD A MODEL NUMBER

- A** Select basic model.
- B** Select non-contrast or fabric contrast 1.
Refer to color addendum at ki.com or KI Fabrics & Finishes binder.
- C** Select fire code.
NFR - Compliance to TB 117-2013
FR - Compliance to TB 133
 See pricing column for TB133 upcharge.
- D** Select moisture barrier.
NMB - No moisture barrier
MB - Moisture barrier
 See pricing column for moisture barrier upcharge.

INFORMATION

C.O.M. Requirements

C.O.M. yardage requirements listed above are based on plain goods 54" wide. If less than 54" wide or fabrics requiring matching (stripes, plaids, prints, large patterns), additional yardage will be needed. Consult C.O.M. matrix on the Ordering C.O.M. and C.O.L. page for additional yardage needed. For C.O.M. fabric sent to KI-High Point on multiple rolls, add an additional yard of fabric per roll to the yardage requirements.

C.O.L. Requirements

Figure 18 sq. ft. of leather (C.O.L.) for each yard shown (i.e., 4.75 x 18 = 85.5 sq. ft.).

Moisture Barrier

Moisture barrier is applied underneath the fabric cover as a means of protecting the foam. Not available with TB133.

California TB133 Fire Safety Code

The above seating products can be



<attrib a="167" l="10"	Grade C.O.M.	Grade C	Grade D	Grade E & C.O.L.	Grade F	Grade G	Grade H	Grade I	Grade J	Grade K	Grade L Leather	Grade M Leather	TB133 add to list price	Moisture Barrier add to list price
N/A	\$ 827	\$ 848	\$ 891	\$ 949	\$ 976	\$ 1042	\$ 1110	\$ 1193	\$ 1360	\$ 1523	\$ 1692	\$ 2029	\$ 125	\$ 81
N/A	827	848	891	949	976	1042	1110	1193	1360	1523	1692	2029	125	81
N/A	\$ 827	\$ 848	\$ 891	\$ 949	\$ 976	\$ 1042	\$ 1110	\$ 1193	\$ 1360	\$ 1523	\$ 1692	\$ 2029	\$ 125	\$ 81
N/A	827	848	891	949	976	1042	1110	1193	1360	1523	1692	2029	125	81
N/A	\$ 1653	\$ 1697	\$ 1785	\$ 1884	\$ 1953	\$ 2086	\$ 2217	\$ 2385	\$ 2718	\$ 3049	\$ 3385	\$ 4053	\$ 227	\$ 148
N/A	1653	1697	1785	1884	1953	2086	2217	2385	2718	3049	3385	4053	227	148
\$ 222													N/A	N/A

manufactured using the appropriate flame-retardant materials and fabric selections for compliance to California Technical Bulletin 133. Please contact KI customer service for fabric compliance. Not available with moisture barrier.

SPECIAL SERVICES

Special Carton Marking

With specially marked information N/C

Shipping

Shipped k.d. freight prepaid f.o.b. High Point, North Carolina 27263 factory. Freight class #125.

Specifications and prices are subject to change without prior notice.



Grade C.O.M.	Grade C	Grade D	Grade E & C.O.L.	Grade F	Grade G	Grade H	Grade I	Grade J	Grade K	Grade L Leather	Grade M Leather	TB133 add to list price	Moisture Barrier add to list price
\$ 2845	\$ 2884	\$ 2946	\$ 3022	\$ 3071	\$ 3172	\$ 3272	\$ 3399	\$ 3651	\$ 3903	\$ 4153	\$ 4656	\$ 295	\$ 140
2927	2964	3027	3103	3153	3255	3353	3480	3731	3984	4235	4739	295	140

are based on plain goods 54" wide. If less than 54" wide or fabrics requiring matching (stripes, plaids, prints, large patterns), additional yardage will be needed. Consult C.O.M. matrix on the Ordering C.O.M. and C.O.L. page for additional yardage needed. For C.O.M. fabric sent to KI-High Point on multiple rolls, add an additional yard of fabric per roll to the yardage requirements.

C.O.L. Requirements
Figure 18 sq. ft. of leather (C.O.L.) for each yard shown (i.e., 4.75 x 18 = 85.5 sq. ft.).

Contrasting Upholstery
When contrasting fabric is chosen, price at highest in-grade.

Minimum Fabric/Leather Quantity
Minimum order for fabric is 1 yard. Minimum order for leather is 1 hide (approximately 50 sq. ft.).

California TB133 Fire Safety Code
The above seating products can be

manufactured using the appropriate flame-retardant materials and fabric selections for compliance to California Technical Bulletin 133. Add "FR" to end of model number and add upcharge. Please contact KI customer service for fabric compliance. Not available with moisture barrier. Nano-TEX treatments can be used when TB133 is required.

Options
SR cannot be manufactured without casters and pushbar.

Pushbar standard.

SPECIAL SERVICES

Special Carton Marking

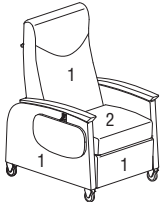

With specially marked information N/C

Shipping

Shipped **assembled freight prepaid f.o.b. High Point, North Carolina 27263** factory. Freight class #250.

Specifications and prices are subject to change without prior notice.

Soltice® Recliner

	Features	COM	MODEL NUMBER								
			Basic Model	Non-Contrast or Fabric Contrast 1	Fabric Contrast 2	I.V. Pole	Catheter Attachment	Magazine Rack	Arm Cap	Wood Finish	Laminate Color
SORL Recliner (w/ Laminate Side Articulating Tablet) - Non-contrast	Left facing	5.5 yd	SR/NC/LFT/LT	□□□□		□□□□	□□□	□□□	□□□	□□□	□□□
	Right facing	5.5 yd	SR/NC/RFRT/LT	□□□□		□□□□	□□□	□□□	□□□	□□□	□□□
 SORL Recliner (w/ Laminate Side Articulating Tablet) - Contrast <ul style="list-style-type: none"> 1 = Back and arms (Fabric Contrast 1) C.O.M. = 4.5 yd 2 = Seat (Fabric Contrast 2) C.O.M. = 1.5 yd 	Left facing		SR/FC/LFT/LT	□□□□	□□□□	□□□□	□□□	□□□	□□□	□□□	□□□
	Right facing		SR/FC/RFRT/LT	□□□□	□□□□	□□□□	□□□	□□□	□□□	□□□	□□□
SORL Recliner (w/ Laminate Top Articulating Tablet) - Non-contrast	Left facing	5.5 yd	SR/NC/LFRT/LT	□□□□		□□□□	□□□	□□□	□□□	□□□	□□□
	Right facing	5.5 yd	SR/NC/RFRT/LT	□□□□		□□□□	□□□	□□□	□□□	□□□	□□□
 SORL Recliner (w/ Laminate Top Articulating Tablet) - Contrast <ul style="list-style-type: none"> 1 = Back and arms (Fabric Contrast 1) C.O.M. = 4.5 yd 2 = Seat (Fabric Contrast 2) C.O.M. = 1.5 yd 	Left facing		SR/FC/LFRT/LT	□□□□	□□□□	□□□□	□□□	□□□	□□□	□□□	□□□
	Right facing		SR/FC/RFRT/LT	□□□□	□□□□	□□□□	□□□	□□□	□□□	□□□	□□□

A B C D E F G H I

HOW TO ORDER

Indicate the following information on order form:

- Quantity of each item.
- Model number, including options. See "How To Build a Model Number".
- Any special service required.

Note: • The □ indicates that a choice is required.

- The absence of the □ indicates that no choice is required.
- Alpha-numeric characters in place of □ indicate that no other alternatives are available.

HOW TO BUILD A MODEL NUMBER

- A** Select basic model.
- B** Select non-contrast or fabric contrast 1. Refer to color addendum at ki.com or KI Fabrics & Finishes binder.
- C** Select fabric contrast 2. Refer to color addendum at ki.com or KI Fabrics & Finishes binder.
- D** Select I.V. pole (facing).

NS	- No pole
LFFIV	- Left front facing; add \$289
LRFIV	- Left facing-rear; add \$289
RFFIV	- Right facing-front; add \$289
RRFIV	- Right facing-rear; add \$289

 If top articulating table is specified, table, I.V. pole and/or catheter bag attachment must all be specified in unique locations.
- E** Select catheter bag attachment. (specified facing chair)

NCA	- No catheter attachment
-----	--------------------------

- | | |
|------|--------------------------------|
| LFCA | - Left front facing; add \$46 |
| LRCA | - Left facing-rear; add \$46 |
| RFCA | - Right facing-front; add \$46 |
| RRCA | - Right facing-rear; add \$46 |

If top articulating table is specified, table, I.V. pole and/or catheter bag attachment must all be specified in unique locations.

- F** Select magazine rack.

NMR	- No rack
LFM	- Left side rack; add \$193
RFM	- Right side rack; add \$193

 Magazine rack fabric will match arm fabric selection (Fabric Contrast 1). C.O.M. = .5 yd

- G** Select arm option.

WAC	- Wood armcaps
PAC	- Black poly (pair); add \$168

- H** Select wood finish color. Refer to color addendum at ki.com or KI Fabrics & Finishes binder. For Kensington Maple add upcharge.

- I** Select laminate color. Refer to color addendum at ki.com or KI Fabrics & Finishes binder.

INFORMATION

Moisture Barrier \$140
TB133 \$295

Kensington Maple Upcharge
Kensington Maple requires extended leadtimes.
Model: Soltice® Recliners \$10



Approx. Packaged Weight	Grade C.O.M.	Grade C	Grade D	Grade E & C.O.L.	Grade F	Grade G	Grade H	Grade I	Grade J	Grade K	Grade L Leather	Grade M Leather	TB133 add to list price	Moisture Barrier add to list price
113.0#	\$ 3083	\$ 3122	\$ 3183	\$ 3261	\$ 3310	\$ 3411	\$ 3511	\$ 3637	\$ 3888	\$ 4141	\$ 4393	\$ 4895	\$ 295	\$ 140
113.0#	3083	3122	3183	3261	3310	3411	3511	3637	3888	4141	4393	4895	295	140
113.0#	\$ 3165	\$ 3205	\$ 3265	\$ 3343	\$ 3392	\$ 3492	\$ 3592	\$ 3719	\$ 3970	\$ 4222	\$ 4475	\$ 4979	\$ 295	\$ 140
113.0#	3165	3205	3265	3343	3392	3492	3592	3719	3970	4222	4475	4979	295	140
113.0#	\$ 3083	\$ 3122	\$ 3183	\$ 3261	\$ 3310	\$ 3411	\$ 3511	\$ 3637	\$ 3888	\$ 4141	\$ 4393	\$ 4895	\$ 295	\$ 140
113.0#	3083	3122	3183	3261	3310	3411	3511	3637	3888	4141	4393	4895	295	140
113.0#	\$ 3165	\$ 3205	\$ 3265	\$ 3343	\$ 3392	\$ 3492	\$ 3592	\$ 3719	\$ 3970	\$ 4222	\$ 4475	\$ 4979	\$ 295	\$ 140
113.0#	3165	3205	3265	3343	3392	3492	3592	3719	3970	4222	4475	4979	295	140

Options

Additional options may be ordered. Add /xx to the end of the model number and upcharge.

Trendelenberg /TM and \$160

Monitor Arm /LFMA - Left facing and \$687 /RFMA - Right facing and \$687

If monitor arm is selected, a tablet on same side cannot be selected.

C.O.M. Requirements

C.O.M. yardage requirements listed above are based on plain goods 54" wide. If less than 54" wide or fabrics requiring matching (stripes, plaids, prints, large patterns), additional yardage will be needed. Consult C.O.M. matrix on the Ordering C.O.M. and C.O.L. page for additional yardage needed. For C.O.M. fabric sent to KI-High Point on multiple rolls, add an additional yard of

fabric per roll to the yardage requirements.

C.O.L. Requirements

Figure 18 sq. ft. of leather (C.O.L.) for each yard shown (i.e., 4.75 x 18 = 85.5 sq. ft.).

Contrasting Upholstery

When contrasting fabric is chosen, price at highest in-grade.

Minimum Fabric/Leather Quantity

Minimum order for fabric is 1 yard. Minimum order for leather is 1 hide (approximately 50 sq. ft.).

California TB133 Fire Safety Code

The above seating products can be manufactured using the appropriate flame-retardant materials and fabric selections for compliance to California Technical Bulletin 133. Add "FR" to end of model number and add upcharge. Please contact KI customer service for fabric compliance. Not available with moisture barrier. Nano-Tex treatments

can be used when TB133 is required.

Construction

Frame constructed of kiln-dried lumber and laminated hardwood plywood. Exposed wood components finished with catalyzed varnish (specify finish when ordering). Tight seat constructed with universal 7.5-gauge sinuous wire springs. Tight back sprung with stretch strap webbing stapled into position. Multiple densities of polyurethane foam covered with a layer of .75 super soft foam. Seats, backs and arms are field replaceable. Mechanism chassis is of 2" x 1" 14-gauge rectangular steel tube frame welded at all member connection and powder coated to seal frame.

Options

SR cannot be manufactured without casters and pushbar.

Pushbar standard.

SPECIAL SERVICES

Special Carton Marking

With specially marked information N/C

Shipping

Shipped **assembled freight prepaid f.o.b. High Point, North Carolina 27263** factory. Freight class #250.

Specifications and prices are subject to change without prior notice.



Approx. Packaged Weight	Grade C.O.M.	Grade C	Grade D	Grade E & C.O.L.	Grade F	Grade G	Grade H	Grade I	Grade J	Grade K	Grade L Leather	Grade M Leather	TB133 add to list price	Moisture Barrier add to list price
113.0#	\$ 3083	\$ 3122	\$ 3183	\$ 3261	\$ 3310	\$ 3411	\$ 3511	\$ 3637	\$ 3888	\$ 4141	\$ 4393	\$ 4895	\$ 295	\$ 140
113.0#	3083	3122	3183	3261	3310	3411	3511	3637	3888	4141	4393	4895	295	140
113.0#	\$ 3165	\$ 3205	\$ 3265	\$ 3343	\$ 3392	\$ 3492	\$ 3592	\$ 3719	\$ 3970	\$ 4222	\$ 4475	\$ 4979	\$ 295	\$ 140
113.0#	3165	3205	3265	3343	3392	3492	3592	3719	3970	4222	4475	4979	295	140
113.0#	\$ 3083	\$ 3122	\$ 3183	\$ 3261	\$ 3310	\$ 3411	\$ 3511	\$ 3637	\$ 3888	\$ 4141	\$ 4393	\$ 4895	\$ 295	\$ 140
113.0#	3083	3122	3183	3261	3310	3411	3511	3637	3888	4141	4393	4895	295	140
113.0#	\$ 3165	\$ 3205	\$ 3265	\$ 3343	\$ 3392	\$ 3492	\$ 3592	\$ 3719	\$ 3970	\$ 4222	\$ 4475	\$ 4979	\$ 295	\$ 140
113.0#	3165	3205	3265	3343	3392	3492	3592	3719	3970	4222	4475	4979	295	140

Options

Additional options may be ordered. Add /xx to the end of the model number and upcharge.

Trendelenberg /TM and \$160

Monitor Arm /LFMA - Left facing and \$687 /RFMA - Right facing and \$687

If monitor arm is selected, a tablet on same side cannot be selected.

C.O.M. Requirements

C.O.M. yardage requirements listed above are based on plain goods 54" wide. If less than 54" wide or fabrics requiring matching (stripes, plaids, prints, large patterns), additional yardage will be needed. Consult C.O.M. matrix on the Ordering C.O.M. and C.O.L. page for additional yardage needed. For C.O.M. fabric sent to KI-High Point on multiple rolls, add an additional yard of

fabric per roll to the yardage requirements.

C.O.L. Requirements

Figure 18 sq. ft. of leather (C.O.L.) for each yard shown (i.e., 4.75 x 18 = 85.5 sq. ft.).

Contrasting Upholstery

When contrasting fabric is chosen, price at highest in-grade.

Minimum Fabric/Leather Quantity

Minimum order for fabric is 1 yard. Minimum order for leather is 1 hide (approximately 50 sq. ft.).

California TB133 Fire Safety Code

The above seating products can be manufactured using the appropriate flame-retardant materials and fabric selections for compliance to California Technical Bulletin 133. Add "FR" to end of model number and add upcharge. Please contact KI customer service for fabric compliance. Not available with moisture barrier. Nano-Tex treatments

can be used when TB133 is required.

Construction

Frame constructed of kiln-dried lumber and laminated hardwood plywood. Exposed wood components finished with catalyzed varnish (specify finish when ordering). Tight seat constructed with universal 7.5-gauge sinuous wire springs. Tight back sprung with stretch strap webbing stapled into position. Multiple densities of polyurethane foam covered with a layer of .75 super soft foam. Seats, backs and arms are field replaceable. Mechanism chassis is of 2" x 1" 14-gauge rectangular steel tube frame welded at all member connection and powder coated to seal frame.

Options

SR cannot be manufactured without casters and pushbar.

Pushbar standard.

SPECIAL SERVICES

Special Carton Marking

With specially marked information N/C

Shipping

Shipped **assembled freight prepaid f.o.b. High Point, North Carolina 27263** factory. Freight class #250.

Specifications and prices are subject to change without prior notice.

Soltice®

Recliner Replacement Parts

	MODEL	COM	MODEL NUMBER				Approx. Packaged Weight	Delivered Pricing
			Basic Model	Non-Contrast or Fabric Contrast 1	Arm Cap	Wood Finish		
SORP	Replacement Back	2 yd	SRRBK	□□□□			8.0#	N/A
SORP	Replacement Seat Cover Only • Uph. cover	1.5 yd	SRRSC	□□□□			2.0#	N/A
SORP	Replacement Arm • Includes armcap	2.5 yd	SRRCA/LF	□□□□	□□□	□□□	12.0#	N/A
		2.5 yd	SRRCA/RF	□□□□	□□□	□□□	12.0#	N/A
SORP	Replacement Arm Caps • Set of 2		SRRAC		□□□	□□□	3.0#	\$ 282
SORP	Replacement Footrest • Includes hardware	.5 yd	SRRFT	□□□□			3.0#	N/A
HRDPT	Replacement Med Caster Kit Includes: • (2) Med caster locking casters • (2) Med caster non-locking casters • (8) Hex nuts, (4) lock washers • (1) Small tube of Loc-Tite		RETRO.MEDCASTER				7.0#	\$ 222
			A	B	C	D		

HOW TO ORDER

Indicate the following information on order form:

- Quantity of each item.
- Model number, including options. See "How To Build a Model Number".
- Any special service required.

Note: • The □ indicates that a choice is required.

- The absence of the □ indicates that no choice is required.
- Alpha-numeric characters in place of □ indicate that no other alternatives are available.

HOW TO BUILD A MODEL NUMBER

- A** Select basic model.
- B** Select non-contrast or fabric contrast 1. Refer to color addendum at ki.com or KI Fabrics & Finishes binder.
- C** Select arm option.
WAC - Wood (standard)
PAC - Black poly (pair); add \$168
- D** Select wood finish color. Refer to color addendum at ki.com or KI Fabrics & Finishes binder. For Kensington Maple add upcharge.

KENSINGTON MAPLE UPCHARGE

Kensington Maple requires extended leadtimes.

Model	
SRRCA	\$23 (per arm)
SRRAC	\$23

INFORMATION

C.O.M. Requirements

C.O.M. yardage requirements listed above are based on plain goods 54" wide. If less than 54" wide or fabrics requiring matching (stripes, plaids, prints, large patterns), additional yardage will be needed. Consult C.O.M. matrix on the Ordering C.O.M. and C.O.L. page for additional yardage needed. For C.O.M. fabric sent to KI-High Point on multiple rolls, add an additional yard of fabric per roll to the yardage requirements.

C.O.L. Requirements

Figure 18 sq. ft. of leather (C.O.L.) for each yard shown (i.e., 4.75 x 18 = 85.5 sq. ft.).

Contrasting Upholstery

When contrasting fabric is chosen, price at highest in-grade.

California TB133 Fire Safety Code

The above seating products can be manufactured using the appropriate flame-



Grade C.O.M.	Grade C	Grade D	Grade E & C.O.L.	Grade F	Grade G	Grade H	Grade I	Grade J	Grade K	Grade L Leather	Grade M Leather	TB133 add to list price	Moisture Barrier add to list price
\$ 854	\$ 869	\$ 891	\$ 919	\$ 936	\$ 974	\$ 1010	\$ 1056	\$ 1148	\$ 1239	\$ 1330	\$ 1514	\$ 128	\$ 105
\$ 386	\$ 396	\$ 412	\$ 435	\$ 447	\$ 474	\$ 502	\$ 537	\$ 605	\$ 673	\$ 743	\$ 879	\$ 105	\$ 87
\$ 597	\$ 614	\$ 644	\$ 676	\$ 700	\$ 745	\$ 791	\$ 848	\$ 961	\$ 1077	\$ 1190	\$ 1422	\$ 152	\$ 128
597	614	644	676	700	745	791	848	961	1077	1190	1422	152	128
												N/A	N/A
\$ 240	\$ 243	\$ 248	\$ 255	\$ 261	\$ 270	\$ 278	\$ 290	\$ 314	\$ 335	\$ 358	\$ 404	\$ 70	\$ 58
												N/A	N/A

retardant materials and fabric selections for compliance to California Technical Bulletin 133. Add "FR" to end of model number and add upcharge. Please contact KI customer service for fabric compliance. Not available with moisture barrier. Nano-Tex treatments can be used when TB133 is required.

SPECIAL SERVICES

Special Carton Marking

With specially marked information N/C


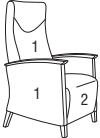
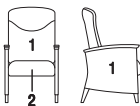
Shipping

Shipped k.d. freight prepaid f.o.b. High Point, North Carolina 27263 factory. Freight class #70.

Specifications and prices are subject to change without prior notice.

Soltice®

Patient Chair

MODEL	Features	COM	MODEL NUMBER							
			Basic Model	Non-Contrast or Fabric Contrast 1	Fabric Contrast 2	Wood Finish	Arm Cap	Fire Code	Moisture Barrier	
 <p>Patient Chair (Open Arm) • 1 = Back (Fabric Contrast 1) C.O.M = 2.25 yd • 2 = Seat (Fabric Contrast 2) C.O.M. = 1.5 yd</p>	Non-contrast	3.5 yd	SOP/NC	□□□□		□□□	□□□	□□□	□□□	
	Contrast		SOP/FC	□□□□	□□□□	□□□	□□□	□□□	□□□	
SOPC										
 <p>Patient Chair (Closed Arm) • 1 = Back and arms (Fabric Contrast 1) C.O.M. = 4 yd • 2 = Seat (Fabric Contrast 2) C.O.M. = 1.5 yd</p>	Non-contrast	5 yd	SPP/NC	□□□□		□□□	□□□	□□□	□□□	
	Contrast		SPP/FC	□□□□	□□□□	□□□	□□□	□□□	□□□	
SOPC										
 <p>Motion Patient Chair (Closed Arm) • 1 = Back and arms (Fabric Contrast 1) C.O.M. = 3.5 yd • 2 = Seat (Fabric Contrast 2) C.O.M. = 1.5 yd</p>	Non-contrast	3.75 yd	SPX/NC	□□□□		□□□	□□□	□□□	□□□	
	Contrast		SPX/FC	□□□□	□□□□	□□□	□□□	□□□	□□□	
SMPC										
			A	B	C	D	E	F	G	

HOW TO ORDER

Indicate the following information on order form:

- Quantity of each item.
- Model number, including options. See "How To Build a Model Number".
- Any special service required.

Note: • The indicates that a choice is required.

- The absence of the indicates that no choice is required.
- Alpha-numeric characters in place of indicate that no other alternatives are available.

HOW TO BUILD A MODEL NUMBER

- A** Select basic model.
- B** Select non-contrast or fabric contrast 1.
Refer to color addendum at ki.com or KI Fabrics & Finishes binder.
- C** Select fabric contrast 2.
Refer to color addendum at ki.com or KI Fabrics & Finishes binder.
- D** Select wood finish color.
Refer to color addendum at ki.com or KI Fabrics & Finishes binder.
For Kensington Maple add upcharge.
- E** Select arm option.

WAC	- Wood armcaps (pair)
PAC	- Black poly (pair); add \$147
- F** Select fire code.

NFR	- Compliance to TB 117-2013
FR	- Compliance to TB 133

 See pricing column for TB133 upcharge.
- G** Select moisture barrier.

NMB	- No moisture barrier
MB	- Moisture barrier

 See pricing column for moisture barrier upcharge.

KENSINGTON MAPLE UPCHARGE

Kensington Maple requires extended leadtimes.

Model	
SOP/NC	\$81
SOP/FC	\$81
SPP/NC	\$75
SPP/FC	\$75
SPX/NC	\$35
SPX/FC	\$35



Approx. Packaged Weight	Grade C.O.M.	Grade C	Grade D	Grade E & C.O.L.	Grade F	Grade G	Grade H	Grade I	Grade J	Grade K	Grade L Leather	Grade M Leather	TB133 add to list price	Moisture Barrier add to list price
80.0#	\$ 1686	\$ 1711	\$ 1747	\$ 1792	\$ 1822	\$ 1881	\$ 1940	\$ 2015	\$ 2164	\$ 2312	\$ 2462	\$ 2758	\$ 167	\$ 67
80.0#	1742	1765	1800	1845	1877	1934	1995	2069	2217	2367	2515	2812	167	67
84.0#	\$ 1892	\$ 1925	\$ 1976	\$ 2037	\$ 2077	\$ 2160	\$ 2241	\$ 2346	\$ 2552	\$ 2757	\$ 2963	\$ 3375	\$ 269	\$ 116
84.0#	1948	1978	2031	2092	2132	2214	2296	2399	2605	2811	3017	3429	269	116
89.0#	\$ 2415	\$ 2440	\$ 2483	\$ 2535	\$ 2566	\$ 2638	\$ 2707	\$ 2793	\$ 2962	\$ 3134	\$ 3307	\$ 3650	\$ 269	\$ 116
89.0#	2469	2495	2538	2589	2624	2692	2761	2846	3016	3189	3361	3705	269	116

INFORMATION

C.O.M. Requirements

C.O.M. yardage requirements listed above are based on plain goods 54" wide. If less than 54" wide or fabrics requiring matching (stripes, plaids, prints, large patterns), additional yardage will be needed. Consult C.O.M. matrix on the Ordering C.O.M. and C.O.L. page for additional yardage needed. For C.O.M. fabric sent to KI-High Point on multiple rolls, add an additional yard of fabric per roll to the yardage requirements.

C.O.L. Requirements

Figure 18 sq. ft. of leather (C.O.L.) for each yard shown (i.e., 4.75 x 18 = 85.5 sq. ft.).

Contrasting Upholstery

When contrasting fabric is chosen, price at highest in-grade.

Minimum Fabric/Leather Quantity

Minimum order for fabric is 1 yard. Minimum order for leather is 1 hide (approx-

mately 50 sq. ft).

Moisture Barrier

Moisture barrier is applied underneath the fabric cover as a means of protecting the foam. Not available with TB133

California TB133 Fire Safety Code

The above seating products can be manufactured using the appropriate flame-retardant materials and fabric selections for compliance to California Technical Bulletin 133. Please contact KI customer service for fabric compliance. Not available with moisture barrier.

SPECIAL SERVICES

Special Carton Marking

With specially marked information N/C

Shipping

Shipped **assembled unless replacement parts which ship k.d. freight prepaid High Point, North Carolina 27263** factory. Freight class #250.

Specifications and prices are subject to change without prior notice.

Soltice®

Patient Chair Replacement Parts

	MODEL	COM	MODEL NUMBER						Approx. Packaged Weight
			Basic Model	Non-Contrast or Fabric Contrast 1	Wood Finish	Arm Cap	Fire Code	Moisture Barrier	
SORP	Patient Chair Replacement Back	2.25 yd	SRPBK	□□□□			□□□	□□□	8.0#
SORP	Patient Chair Replacement Seat	1.5 yd	SRPST	□□□□			□□□	□□□	15.0#
SORP	Patient Chair Replacement Open Arm • Includes armcap		SRPOA/LF		□□□	□□□			10.0#
			SRPOA/RF		□□□	□□□			10.0#
SORP	Patient Chair Replacement Closed Arm • Includes armcap	2 yd per arm 2 yd per arm	SRPCA/LF	□□□□	□□□	□□□	□□□	□□□	12.0#
			SRPCA/RF	□□□□	□□□	□□□	□□□	□□□	12.0#
SORP	Patient Chair Replacement Armcaps • Set of 2		SRPAC		□□□	□□□			3.0#
SORP	Motion Patient Chair Replacement Back	2 yd	SRMBC	□□□□			□□□	□□□	8.0#
SORP	Motion Patient Chair Replacement Seat • Uph. cover only	1.5 yd	SRMSC	□□□□			□□□	□□□	3.0#
SORP	Motion Patient Chair Replacement Arm • Includes armcap	2.5 yd 2.5 yd	SRMCA/LF	□□□□	□□□	□□□	□□□	□□□	12.0#
			SRMCA/RF	□□□□	□□□	□□□	□□□	□□□	12.0#

A **B** **C** **D** **E** **F**

HOW TO ORDER

Indicate the following information on order form:

- Quantity of each item.
- Model number, including options. See "How To Build a Model Number".
- Any special service required.

Note: • The □ indicates that a choice is required.
• The absence of the □ indicates that no choice is required.
• Alpha-numeric characters in place of □ indicate that no other alternatives are available.

HOW TO BUILD A MODEL NUMBER

- A** Select basic model.
- B** Select non-contrast or fabric contrast 1. Refer to color addendum at ki.com or KI Fabrics & Finishes binder.
- C** Select wood finish color. Refer to color addendum at ki.com or KI Fabrics & Finishes binder. For Kensington Maple add upcharge.
- D** Select arm option.

WAC	- Wood armcaps (pair)
PAC	- Black poly (pair); add \$147
- E** Select fire code.

NFR	- Compliance to TB 117-2013
FR	- Compliance to TB 133

 See pricing column for TB133 upcharge.
- F** Select moisture barrier.

NMB	- No moisture barrier
MB	- Moisture barrier

See pricing column for moisture barrier upcharge.

KENSINGTON MAPLE UPCHARGE

Kensington Maple requires extended leadtimes.

Model	
SRPOA/(FR/LF)	\$42
SRPCA/(RF/LF)	\$10
SRPAC	\$10 (each)
SRMCA/(RF/LF)	\$10 (each)



<attrib a="167" l="10"	Grade C.O.M.	Grade C	Grade D	Grade E & C.O.L.	Grade F	Grade G	Grade H	Grade I	Grade J	Grade K	Grade L Leather	Grade M Leather	TB133 add to list price	Moisture Barrier add to list price
N/A	\$ 755	\$ 768	\$ 792	\$ 819	\$ 837	\$ 874	\$ 910	\$ 956	\$ 1048	\$ 1140	\$ 1230	\$ 1413	\$ 89	\$ 39
N/A	\$ 741	\$ 751	\$ 767	\$ 788	\$ 800	\$ 830	\$ 855	\$ 890	\$ 959	\$ 1029	\$ 1097	\$ 1234	\$ 67	\$ 30
\$ 463													N/A	N/A
463													N/A	N/A
N/A	\$ 730	\$ 745	\$ 768	\$ 795	\$ 814	\$ 850	\$ 887	\$ 932	\$ 1025	\$ 1116	\$ 1207	\$ 1390	\$ 56	\$ 24
N/A	730	745	768	795	814	850	887	932	1025	1116	1207	1390	56	24
\$ 296													N/A	N/A
N/A	\$ 380	\$ 395	\$ 417	\$ 445	\$ 463	\$ 498	\$ 537	\$ 582	\$ 673	\$ 765	\$ 855	\$ 1039	\$ 89	\$ 39
N/A	\$ 324	\$ 330	\$ 343	\$ 356	\$ 365	\$ 383	\$ 402	\$ 424	\$ 469	\$ 516	\$ 562	\$ 654	\$ 67	\$ 30
N/A	\$ 730	\$ 745	\$ 768	\$ 795	\$ 814	\$ 850	\$ 887	\$ 932	\$ 1025	\$ 1116	\$ 1207	\$ 1390	\$ 56	\$ 24
N/A	730	745	768	795	814	850	887	932	1025	1116	1207	1390	56	24

INFORMATION

C.O.M. Requirements

C.O.M. yardage requirements listed above are based on plain goods 54" wide. If less than 54" wide or fabrics requiring matching (stripes, plaids, prints, large patterns), additional yardage will be needed. Consult C.O.M. matrix on the Ordering C.O.M. and C.O.L. page for additional yardage needed. For C.O.M. fabric sent to KI-High Point on multiple rolls, add an additional yard of fabric per roll to the yardage requirements.

C.O.L. Requirements

Figure 18 sq. ft. of leather (C.O.L.) for each yard shown (i.e., 4.75 x 18 = 85.5 sq. ft.).

Moisture Barrier

Moisture barrier is applied underneath the fabric cover as a means of protecting the foam. Not available with TB133

California TB133 Fire Safety Code

The above seating products can be

manufactured using the appropriate flame-retardant materials and fabric selections for compliance to California Technical Bulletin 133. Please contact KI customer service for fabric compliance. Not available with moisture barrier.

SPECIAL SERVICES

Special Carton Marking

With specially marked information N/C



Shipping

Shipped **assembled unless replacement parts which ship k.d. freight prepaid High Point, North Carolina 27263** factory. Freight class #70.

Specifications and prices are subject to change without prior notice.

Soltice®

Bariatric

MODEL	Features	COM	MODEL NUMBER						
			Basic Model	Non-Contrast or Fabric Contrast 1	Fabric Contrast 2	Wood Finish	Arm Cap	Fire Code	Moisture Barrier
 <p>Bariatric Chair (Open Arm) • 1 = Back (Fabric Contrast 1) C.O.M. = 2.25 yd • 2 = Seat (Fabric Contrast 2) C.O.M. = 2.5 yd</p>	Non-contrast	4.75 yd	SOCL/NC	□□□□		□□□	□□□	□□□	□□□
	Contrast		SOCL/FC	□□□□	□□□□	□□□	□□□	□□□	□□□
 <p>Bariatric Chair (Closed Arm) • 1 = Back and arms (Fabric Contrast 1) C.O.M. = 4.25 yd • 2 = Seat (Fabric Contrast 2) C.O.M. = 2.5 yd</p>	Non-contrast	6.25 yd	SPCL/NC	□□□□		□□□	□□□	□□□	□□□
	Contrast		SPCL/FC	□□□□	□□□□	□□□	□□□	□□□	□□□

A **B** **C** **D** **E** **F** **G**

HOW TO ORDER

Indicate the following information on order form:

- Quantity of each item.
- Model number, including options. See "How To Build a Model Number".
- Any special service required.

Note: • The indicates that a choice is required.

- The absence of the indicates that no choice is required.
- Alpha-numeric characters in place of indicate that no other alternatives are available.

HOW TO BUILD A MODEL NUMBER

- A** Select basic model.
- B** Select non-contrast or fabric contrast 1.
Refer to color addendum at ki.com or KI Fabrics & Finishes binder.
- C** Select fabric contrast 2.
Refer to color addendum at ki.com or KI Fabrics & Finishes binder.
- D** Select wood finish color.
Refer to color addendum at ki.com or KI Fabrics & Finishes binder.
For Kensington Maple add upcharge.
- E** Select arm option.

WAC	- Wood armcaps (pair)
PAC	- Black poly (pair); add \$147
- F** Select fire code.

NFR	- Compliance to TB 117-2013
FR	- Compliance to TB 133

 See pricing column for TB133 upcharge.

- G** Select moisture barrier.

NMB	- No moisture barrier
MB	- Moisture barrier

 See pricing column for moisture barrier upcharge.

KENSINGTON MAPLE UPCHARGE

Kensington Maple requires extended leadtimes.

Model	
SOCL/NC	\$152
SOCL/FC	\$152
SPCL/NC	\$35
SPCL/FC	\$35



Approx. Packaged Weight	Grade C.O.M.	Grade C	Grade D	Grade E & C.O.L.	Grade F	Grade G	Grade H	Grade I	Grade J	Grade K	Grade L Leather	Grade M Leather	TB133 add to list price	Moisture Barrier add to list price
68.0#	\$ 2570	\$ 2599	\$ 2641	\$ 2692	\$ 2725	\$ 2796	\$ 2865	\$ 2952	\$ 3121	\$ 3292	\$ 3464	\$ 3807	\$ 383	\$ 173
68.0#	2628	2652	2695	2748	2782	2849	2918	3005	3174	3347	3517	3863	383	173
68.0#	\$ 2769	\$ 2809	\$ 2875	\$ 2955	\$ 3007	\$ 3113	\$ 3216	\$ 3348	\$ 3611	\$ 3875	\$ 4137	\$ 4664	\$ 458	\$ 215
68.0#	2825	2865	2929	3008	3061	3166	3270	3402	3666	3929	4192	4720	458	215

INFORMATION

C.O.M. Requirements

C.O.M. yardage requirements listed above are based on plain goods 54" wide. If less than 54" wide or fabrics requiring matching (stripes, plaids, prints, large patterns), additional yardage will be needed. Consult C.O.M. matrix on the Ordering C.O.M. and C.O.L. page for additional yardage needed. For C.O.M. fabric sent to KI-High Point on multiple rolls, add an additional yard of fabric per roll to the yardage requirements.

C.O.L. Requirements

Figure 18 sq. ft. of leather (C.O.L.) for each yard shown (i.e., 4.75 x 18 = 85.5 sq. ft.).

Contrasting Upholstery

When contrasting fabric is chosen, price at highest in-grade.

Minimum Fabric/Leather Quantity

Minimum order for fabric is 1 yard. Minimum order for leather is 1 hide (approx-

mately 50 sq. ft).

Moisture Barrier

Moisture barrier is applied underneath the fabric cover as a means of protecting the foam. Not available with TB133

California TB133 Fire Safety Code

The above seating products can be manufactured using the appropriate flame-retardant materials and fabric selections for compliance to California Technical Bulletin 133. Please contact KI customer service for fabric compliance. Not available with moisture barrier.

Construction

CONSTRUCTION - LOUNGE & BARIATRIC

Frame Constructed of kiln-dried lumber and laminated hardwood plywood. Exposed wood components finished with catalyzed varnish (specify finish when ordering). Tight seat constructed with universal 7.5-gauge sinuous wire springs. Tight back sprung

with stretch strap webbing stapled into position. Multiple densities of polyurethane foam covered with a layer of .75 super soft foam. Seats, backs and arms are field replaceable.

SPECIAL SERVICES

Special Carton Marking

With specially marked information N/C

Shipping

Shipped assembled unless replacement parts which ship k.d. freight prepaid High Point, North Carolina 27263 factory. Freight class #250.

Specifications and prices are subject to change without prior notice.

Soltice®

Bariatric Replacement Parts

	MODEL	COM	MODEL NUMBER						Approx. Packaged Weight	Delivered Pricing	
			Basic Model	Non-Contrast or Fabric Contrast 1	Wood Finish	Arm Cap	Fire Code	Moisture Barrier			
SORP	Replacement Back	2.25 yd	SRBBK	□□□□				□□□	□□□	25.0#	N/A
SORP	Replacement Seat (Open Arm)	2.5 yd	SRBST	□□□□				□□□	□□□	35.0#	N/A
SORP	Replacement Seat (Closed Arm)	2 yd	SRBSC	□□□□	□□□			□□□	□□□	35.0#	N/A
SORP	Replacement Arm (Open Arm) • Includes armcap		SRBOA/LF		□□□	□□□				15.0#	\$ 434
SORP	Replacement Arm (Open Arm) • Includes armcap		SRBOA/RF		□□□	□□□				15.0#	434
SORP	Replacement Arm (Closed Arm) • Includes armcap	2.5 yd	SRBCA/LF	□□□□	□□□	□□□	□□□	□□□	□□□	35.0#	N/A
SORP	Replacement Arm (Closed Arm) • Includes armcap	2.5 yd	SRBCA/RF	□□□□	□□□	□□□	□□□	□□□	□□□	35.0#	N/A
SORP	Replacement Armcaps • Set of 2		SRBAC		□□□	□□□				12.0#	\$ 302

A **B** **C** **D** **E** **F**

HOW TO ORDER

Indicate the following information on order form:

- Quantity of each item.
- Model number, including options. See "How To Build a Model Number".
- Any special service required.

Note: • The □ indicates that a choice is required.
 • The absence of the □ indicates that no choice is required.
 • Alpha-numeric characters in place of □ indicate that no other alternatives are available.

HOW TO BUILD A MODEL NUMBER

- A** Select basic model.
- B** Select non-contrast or fabric contrast 1. Refer to color addendum at ki.com or KI Fabrics & Finishes binder.
- C** Select wood finish color. Refer to color addendum at ki.com or KI Fabrics & Finishes binder. For Kensington Maple add upcharge.
- D** Select arm option.

WAC	- Wood armcaps (pair)
PAC	- Black poly (pair); add \$147
- E** Select fire code.

NFR	- Compliance to TB 117-2013
FR	- Compliance to TB 133

 See pricing column for TB133 upcharge.
- F** Select moisture barrier.

NMB	- No moisture barrier
MB	- Moisture barrier

See pricing column for moisture barrier upcharge.

KENSINGTON MAPLE UPCHARGE

Kensington Maple requires extended leadtimes.

Model	
SRBOA/(FR/LF)	\$42
SRBCA/(RF/LF)	\$10
SRBAC	\$10 (each)



Grade C.O.M.	Grade C	Grade D	Grade E & C.O.L.	Grade F	Grade G	Grade H	Grade I	Grade J	Grade K	Grade L Leather	Grade M Leather	TB133 add to list price	Moisture Barrier add to list price
\$ 805	\$ 816	\$ 835	\$ 859	\$ 875	\$ 907	\$ 938	\$ 980	\$ 1058	\$ 1140	\$ 1220	\$ 1381	\$ 179	\$ 82
\$ 945	\$ 956	\$ 980	\$ 1006	\$ 1027	\$ 1062	\$ 1098	\$ 1144	\$ 1235	\$ 1327	\$ 1418	\$ 1601	\$ 179	\$ 92
\$ 945	\$ 956	\$ 980	\$ 1006	\$ 1027	\$ 1062	\$ 1098	\$ 1144	\$ 1235	\$ 1327	\$ 1418	\$ 1601	\$ 179	\$ 92
												N/A	N/A
												N/A	N/A
\$ 660	\$ 676	\$ 706	\$ 741	\$ 763	\$ 809	\$ 853	\$ 912	\$ 1027	\$ 1141	\$ 1254	\$ 1485	\$ 211	\$ 94
660	676	706	741	763	809	853	912	1027	1141	1254	1485	211	94
												N/A	N/A

INFORMATION

C.O.M. Requirements

C.O.M. yardage requirements listed above are based on plain goods 54" wide. If less than 54" wide or fabrics requiring matching (stripes, plaids, prints, large patterns), additional yardage will be needed. Consult C.O.M. matrix on the Ordering C.O.M. and C.O.L. page for additional yardage needed. For C.O.M. fabric sent to KI-High Point on multiple rolls, add an additional yard of fabric per roll to the yardage requirements.

C.O.L. Requirements

Figure 18 sq. ft. of leather (C.O.L.) for each yard shown (i.e., 4.75 x 18 = 85.5 sq. ft.).

Contrasting Upholstery

When contrasting fabric is chosen, price at highest in-grade.

Moisture Barrier

Moisture barrier is applied underneath the fabric cover as a means of protecting the

foam. Not available with TB133

California TB133 Fire Safety Code

The above seating products can be manufactured using the appropriate flame-retardant materials and fabric selections for compliance to California Technical Bulletin 133. Please contact KI customer service for fabric compliance. Not available with moisture barrier.

SPECIAL SERVICES

Special Carton Marking

With specially marked information N/C

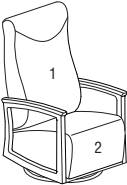
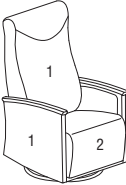
Shipping

Shipped **assembled unless replacement parts which ship k.d. freight prepaid High Point, North Carolina 27263** factory. Freight class #70.

Specifications and prices are subject to change without prior notice.

Soltice®

Glider

MODEL	Features	COM	MODEL NUMBER						
			Basic Model	Non-Contrast or Fabric Contrast 1	Fabric Contrast 2	Wood Finish	Arm Cap	Fire Code	Moisture Barrier
 <p>Glider (Open Arm)</p> <ul style="list-style-type: none"> 1 = Back (Fabric Contrast 1) C.O.M. = 2.25 yd 2 = Seat (Fabric Contrast 2) C.O.M. = 1.5 yd 	Non-contrast	3.5 yd	SOG/NC	<input type="checkbox"/> <input type="checkbox"/> <input type="checkbox"/> <input type="checkbox"/>		<input type="checkbox"/> <input type="checkbox"/> <input type="checkbox"/> <input type="checkbox"/>	<input type="checkbox"/> <input type="checkbox"/> <input type="checkbox"/> <input type="checkbox"/>	<input type="checkbox"/> <input type="checkbox"/> <input type="checkbox"/> <input type="checkbox"/>	<input type="checkbox"/> <input type="checkbox"/> <input type="checkbox"/> <input type="checkbox"/>
	Contrast		SOG/FC	<input type="checkbox"/> <input type="checkbox"/> <input type="checkbox"/> <input type="checkbox"/>	<input type="checkbox"/> <input type="checkbox"/> <input type="checkbox"/> <input type="checkbox"/>	<input type="checkbox"/> <input type="checkbox"/> <input type="checkbox"/> <input type="checkbox"/>	<input type="checkbox"/> <input type="checkbox"/> <input type="checkbox"/> <input type="checkbox"/>	<input type="checkbox"/> <input type="checkbox"/> <input type="checkbox"/> <input type="checkbox"/>	<input type="checkbox"/> <input type="checkbox"/> <input type="checkbox"/> <input type="checkbox"/>
 <p>Glider (Closed Arm)</p> <ul style="list-style-type: none"> 1 = Back and arms (Fabric Contrast 1) C.O.M. = 4 yd 2 = Seat (Fabric Contrast 2) C.O.M. = 1.5 yd 	Non-contrast	5 yd	SPG/NC	<input type="checkbox"/> <input type="checkbox"/> <input type="checkbox"/> <input type="checkbox"/>		<input type="checkbox"/> <input type="checkbox"/> <input type="checkbox"/> <input type="checkbox"/>	<input type="checkbox"/> <input type="checkbox"/> <input type="checkbox"/> <input type="checkbox"/>	<input type="checkbox"/> <input type="checkbox"/> <input type="checkbox"/> <input type="checkbox"/>	<input type="checkbox"/> <input type="checkbox"/> <input type="checkbox"/> <input type="checkbox"/>
	Contrast		SPG/FC	<input type="checkbox"/> <input type="checkbox"/> <input type="checkbox"/> <input type="checkbox"/>	<input type="checkbox"/> <input type="checkbox"/> <input type="checkbox"/> <input type="checkbox"/>	<input type="checkbox"/> <input type="checkbox"/> <input type="checkbox"/> <input type="checkbox"/>	<input type="checkbox"/> <input type="checkbox"/> <input type="checkbox"/> <input type="checkbox"/>	<input type="checkbox"/> <input type="checkbox"/> <input type="checkbox"/> <input type="checkbox"/>	<input type="checkbox"/> <input type="checkbox"/> <input type="checkbox"/> <input type="checkbox"/>

A **B** **C** **D** **E** **F** **G**

HOW TO ORDER

Indicate the following information on order form:

- Quantity of each item.
- Model number, including options. See "How To Build a Model Number".
- Any special service required.

Note: • The indicates that a choice is required.

- The absence of the indicates that no choice is required.
- Alpha-numeric characters in place of indicate that no other alternatives are available.

HOW TO BUILD A MODEL NUMBER

- A** Select basic model.
- B** Select non-contrast or fabric contrast 1. Refer to color addendum at ki.com or KI Fabrics & Finishes binder.
- C** Select fabric contrast 2. Refer to color addendum at ki.com or KI Fabrics & Finishes binder.
- D** Select wood finish color. Refer to color addendum at ki.com or KI Fabrics & Finishes binder. For Kensington Maple add upcharge.
- E** Select arm option.

WAC	- Wood armcaps (pair)
PAC	- Black poly (pair); add \$147
- F** Select fire code.

NFR	- Compliance to TB 117-2013
FR	- Compliance to TB 133

 See pricing column for TB133 upcharge.
- G** Select moisture barrier.

NMB	- No moisture barrier
MB	- Moisture barrier

 See pricing column for moisture barrier upcharge.

KENSINGTON MAPLE UPCHARGE

Kensington Maple requires extended leadtimes.

Model	
SOG/NC	\$47
SOG/FC	\$47
SPG/NC	\$23
SPG/FC	\$23



Approx. Packaged Weight	Grade C.O.M.	Grade C	Grade D	Grade E & C.O.L.	Grade F	Grade G	Grade H	Grade I	Grade J	Grade K	Grade L Leather	Grade M Leather	TB133 add to list price	Moisture Barrier add to list price
88.0#	\$ 2445	\$ 2469	\$ 2506	\$ 2551	\$ 2582	\$ 2639	\$ 2701	\$ 2772	\$ 2921	\$ 3071	\$ 3219	\$ 3516	\$ 198	\$ 133
88.0#	2528	2551	2588	2632	2662	2720	2782	2854	3003	3153	3302	3599	198	133
98.0#	\$ 2532	\$ 2562	\$ 2617	\$ 2683	\$ 2725	\$ 2814	\$ 2901	\$ 3009	\$ 3227	\$ 3445	\$ 3663	\$ 4096	\$ 238	\$ 145
98.0#	2611	2645	2701	2765	2808	2894	2982	3092	3309	3526	3745	4177	238	145

INFORMATION

C.O.M. Requirements

C.O.M. yardage requirements listed above are based on plain goods 54" wide. If less than 54" wide or fabrics requiring matching (stripes, plaids, prints, large patterns), additional yardage will be needed. Consult C.O.M. matrix on the Ordering C.O.M. and C.O.L. page for additional yardage needed. For C.O.M. fabric sent to KI-High Point on multiple rolls, add an additional yard of fabric per roll to the yardage requirements.

C.O.L. Requirements

Figure 18 sq. ft. of leather (C.O.L.) for each yard shown (i.e., 4.75 x 18 = 85.5 sq. ft.).

Contrasting Upholstery

When contrasting fabric is chosen, price at highest in-grade.

Minimum Fabric/Leather Quantity

Minimum order for fabric is 1 yard. Minimum order for leather is 1 hide (approx-

mately 50 sq. ft).

Moisture Barrier

Moisture barrier is applied underneath the fabric cover as a means of protecting the foam. Not available with TB133

California TB133 Fire Safety Code

The above seating products can be manufactured using the appropriate flame-retardant materials and fabric selections for compliance to California Technical Bulletin 133. Please contact KI customer service for fabric compliance. Not available with moisture barrier.

Construction

Models SOG & SPG Frame constructed of kiln-dried lumber and laminated hardwood plywood. Exposed wood components finished with catalyzed varnish (specify finish when ordering). Tight seats constructed with universal 7.5-gauge sinuous wire springs. Tight back sprung with stretch strap webbing stapled into position. Mul-

tiple densities of polyurethane foam covered with a layer of .75 super soft foam. Seats, backs and arms are field replaceable. Metal ring base glider utilizes full 51 ball bearing race at all glide points for smooth operation.

SPECIAL SERVICES

Special Carton Marking

With specially marked information N/C

Shipping

Shipped assembled unless replacement parts which ship k.d. freight prepaid High Point, North Carolina 27263 factory. Freight class #250.

Specifications and prices are subject to change without prior notice.

Soltice®

Glider Replacement Parts

	MODEL	COM	MODEL NUMBER						Approx. Packaged Weight	Delivered Pricing	
			Basic Model	Non-Contrast or Fabric Contrast 1	Wood Finish	Arm Cap	Fire Code	Moisture Barrier			
SORP	Replacement Back	2.25 yd	SRGBK	□□□□				□□□	□□□	8.0#	N/A
SORP	Replacement Seat	1.5 yd	SRGST	□□□□				□□□	□□□	15.0#	N/A
SORP	Replacement Arm (Open Arm) • Includes armcap		SRGOA/LF		□□□	□□□				10.0#	\$ 730
SORP			SRGOA/RF		□□□	□□□				10.0#	730
SORP	Replacement Arm (Closed Arm) • Includes armcap	2 yd	SRGCA/LF	□□□□	□□□	□□□	□□□	□□□	□□□	12.0#	N/A
SORP		2 yd	SRGCA/RF	□□□□	□□□	□□□	□□□	□□□	□□□	12.0#	N/A
SORP	Replacement Armcaps • Set of 2		SRGAC		□□□	□□□				3.0#	\$ 296

A

B

C

D

E

F

HOW TO ORDER

Indicate the following information on order form:

- Quantity of each item.
- Model number, including options. See "How To Build a Model Number".
- Any special service required.

Note: • The □ indicates that a choice is required.

- The absence of the □ indicates that no choice is required.
- Alpha-numeric characters in place of □ indicate that no other alternatives are available.

HOW TO BUILD A MODEL NUMBER

- A** Select basic model.
- B** Select non-contrast or fabric contrast 1.
Refer to color addendum at ki.com or KI Fabrics & Finishes binder.
- C** Select wood finish color.
Refer to color addendum at ki.com or KI Fabrics & Finishes binder.
For Kensington Maple add upcharge.
- D** Select arm option.
WAC - Wood armcaps (pair)
PAC - Black poly (pair); add \$147
- E** Select fire code.
NFR - Compliance to TB 117-2013
FR - Compliance to TB 133
 See pricing column for TB133 upcharge.
- F** Select moisture barrier.
NMB - No moisture barrier
MB - Moisture barrier

See pricing column for moisture barrier upcharge.

KENSINGTON MAPLE UPCHARGE

Kensington Maple requires extended leadtimes.

Model	
SRGOA/(RF/LF)	\$44
SRGCA/(RF/LF)	\$10



Grade C.O.M.	Grade C	Grade D	Grade E & C.O.L.	Grade F	Grade G	Grade H	Grade I	Grade J	Grade K	Grade L Leather	Grade M Leather	TB133 add to list price	Moisture Barrier add to list price
\$ 755	\$ 768	\$ 792	\$ 819	\$ 837	\$ 874	\$ 910	\$ 956	\$ 1048	\$ 1086	\$ 1230	\$ 1413	\$ 53	\$ 36
\$ 800	\$ 812	\$ 830	\$ 850	\$ 865	\$ 890	\$ 918	\$ 953	\$ 1022	\$ 1089	\$ 1160	\$ 1295	\$ 40	\$ 27
												N/A	N/A
												N/A	N/A
\$ 730	\$ 745	\$ 768	\$ 795	\$ 814	\$ 850	\$ 887	\$ 932	\$ 1025	\$ 1116	\$ 1207	\$ 1390	\$ 53	\$ 36
730	745	768	795	814	850	887	932	1025	1116	1207	1390	53	36
												N/A	N/A

INFORMATION

C.O.M. Requirements

C.O.M. yardage requirements listed above are based on plain goods 54" wide. If less than 54" wide or fabrics requiring matching (stripes, plaids, prints, large patterns), additional yardage will be needed. Consult C.O.M. matrix on the Ordering C.O.M. and C.O.L. page for additional yardage needed. For C.O.M. fabric sent to KI-High Point on multiple rolls, add an additional yard of fabric per roll to the yardage requirements.

C.O.L. Requirements

Figure 18 sq. ft. of leather (C.O.L.) for each yard shown (i.e., 4.75 x 18 = 85.5 sq. ft.).

Contrasting Upholstery

When contrasting fabric is chosen, price at highest in-grade.

Moisture Barrier

Moisture barrier is applied underneath the fabric cover as a means of protecting the

foam. Not available with TB133

California TB133 Fire Safety Code

The above seating products can be manufactured using the appropriate flame-retardant materials and fabric selections for compliance to California Technical Bulletin 133. Please contact KI customer service for fabric compliance. Not available with moisture barrier.

Construction

Models SOG & SPG Frame constructed of kiln-dried lumber and laminated hardwood plywood. Exposed wood components finished with catalyzed varnish (specify finish when ordering). Tight seats constructed with universal 7.5-gauge sinuous wire springs. Tight back sprung with stretch strap webbing stapled into position. Multiple densities of polyurethane foam covered with a layer of .75 super soft foam. Seats, backs and arms are field replaceable. Metal ring base glider utilizes full 51 ball bearing race at all glide points for smooth operation.

SPECIAL SERVICES

Special Carton Marking

With specially marked information N/C

Shipping

Shipped **assembled unless replacement parts which ship k.d. freight prepaid High Point, North Carolina 27263** factory. Freight class #175.

Specifications and prices are subject to change without prior notice.

Soltice® 1.5

General Information



Soltice® 1.5 Recliner

Dimensions

Overall width	32-1/8"
Overall depth	35"
Overall height	45"
Seat width	24"
Seat depth	20"
Seat height from floor	20"
Arm height at front of arm (highest point)	25-1/2"



Caster - Locked Position

SPECIFICATIONS

Complimentary Furniture

The following lounge collections offer complimentary furniture that creates continuity and a cohesive look throughout a facility. These complimentary pieces can be found in other sections of the KI price list.

SOLTICE HEALHCARE SEATING - Soltice Multiple Seating, Soltice Guest Seating, Soltice Lounge Seating, LaResta Day Bed (FDS/SL).

UPHOLSTERY INFORMATION

C.O.M. Fabric

For C.O.M. fabric sent to KI-High Point on multiple rolls, add an additional yard of fabric per roll to the yardage requirement. Multiple rolls have shorter pieces of fabric on them and do not allow nesting and stacking of the fabric to achieve the best yield as is done with one large roll. This results in yardage shortages and requests

for additional fabric from the client, which can delay an order. For each roll that is sent, one yard needs to be added to one of the rolls, not separately.

Fabric Disclaimer

Fabric will be applied as swatched by the fabric manufacturer. Fabric that is required to be applied differently than is swatched will need a Special Cost Request written specifying the direction the fabric is to be applied. The posted standard lead time will apply to the Special Cost Request.

FINISH INFORMATION

SPECIAL FINISH MATCHES

KI can match special finish requests at an upcharge of \$64 List per item, up to 12 or a maximum charge of \$771 List per order per color. Special finish requests must be sent to your KI customer service representative.

Upon receipt from KI, the finishing department will prepare a "strike-off" which will be sent to the customer for approval.

The approval form accompanying the strike-off should be faxed to your KI customer service representative. Upon receipt of the signed approval form, KI will proceed with the order. Disapproved samples may be sent back to KI directly with an explanation of disapproval. A Special Finish Number (SFN) will be assigned to this finish sample for future reference or reorders





Grade C.O.M.	Grade C	Grade D	Grade E & C.O.L.	Grade F	Grade G	Grade H	Grade I	Grade J	Grade K	Grade L Leather	Grade M Leather
\$ 3529	\$ 3747	\$ 3813	\$ 3885	\$ 3932	\$ 4027	\$ 4122	\$ 4239	\$ 4478	\$ 4714	\$ 4951	\$ 5427
3610	3828	3893	3967	4013	4108	4203	4322	4559	4797	5033	5509

Minimum Fabric/Leather Quantity

Minimum order for fabric is 1 yard. Minimum order for leather is 1 hide (approximately 50 sq. ft).

Construction

Wood arms and armcaps (field replaceable) constructed of kiln-dried hardwood. Recliner mechanism constructed of flat and tubular steel bolted to wood arms at 16 locations. Ottoman mechanism constructed of 14-gauge steel mounted to chair frame. Back shell is 1" hardwood plywood (7 ply), glued and stapled. Seat shell is 1" hardwood plywood (7 ply). Cushioning of multiple densities of polyurethane foam. Seat and back are field replaceable. Ottoman is field replaceable. Soft touch ottoman release and push/pull handles.

KENSINGTON MAPLE UPCHARGE

Kensington Maple requires extended leadtimes.

Model

Soltice 1.5 Recliner \$10

SPECIAL SERVICES
Special Carton Marking

With specially marked information N/C

Shipping

Shipped **assembled freight prepaid f.o.b. High Point, North Carolina 27263** factory. Freight class #250.

Specifications and prices are subject to change without prior notice.

Soltice® 1.5

Recliner

	Features	COM	MODEL NUMBER									
			Basic Model	Non-Contrast or Fabric Contrast 1	Fabric Contrast 2	I.V. Pole	Catheter Attachment	Magazine Pouch	Arm Cap	Wood Finish	Laminate Color	
SORL2 Recliner (w/ Laminate Side Articulating Tablet) - Non-contrast	Right facing	5.5 yd	SR15/NC/RFT/LT	<input type="checkbox"/> <input type="checkbox"/> <input type="checkbox"/> <input type="checkbox"/>			<input type="checkbox"/> <input type="checkbox"/> <input type="checkbox"/>	<input type="checkbox"/> <input type="checkbox"/> <input type="checkbox"/>	<input type="checkbox"/> <input type="checkbox"/> <input type="checkbox"/>	<input type="checkbox"/> <input type="checkbox"/> <input type="checkbox"/>	<input type="checkbox"/> <input type="checkbox"/> <input type="checkbox"/>	
	Right facing		SR15/FC/RFT/LT	<input type="checkbox"/> <input type="checkbox"/> <input type="checkbox"/> <input type="checkbox"/>	<input type="checkbox"/> <input type="checkbox"/>		<input type="checkbox"/> <input type="checkbox"/> <input type="checkbox"/>	<input type="checkbox"/> <input type="checkbox"/> <input type="checkbox"/>	<input type="checkbox"/> <input type="checkbox"/> <input type="checkbox"/>	<input type="checkbox"/> <input type="checkbox"/> <input type="checkbox"/>	<input type="checkbox"/> <input type="checkbox"/> <input type="checkbox"/>	
	SORL2 Recliner (w/ Laminate Side Articulating Tablet) - Contrast											
<ul style="list-style-type: none"> • 1 = Back, arms and footrest (Fabric Contrast 1) C.O.M. = 4.5 yd • 2 = Seat (Fabric Contrast 2) C.O.M. = 1.75 yd 	Left facing	5.5 yd	SR15/NC/LFRT/LT	<input type="checkbox"/> <input type="checkbox"/> <input type="checkbox"/> <input type="checkbox"/>			<input type="checkbox"/> <input type="checkbox"/> <input type="checkbox"/>	<input type="checkbox"/> <input type="checkbox"/> <input type="checkbox"/>	<input type="checkbox"/> <input type="checkbox"/> <input type="checkbox"/>	<input type="checkbox"/> <input type="checkbox"/> <input type="checkbox"/>	<input type="checkbox"/> <input type="checkbox"/> <input type="checkbox"/>	
	SORL2 Recliner (w/ Laminate Top Articulating Tablet) - Non-contrast	Right facing	5.5 yd	SR15/NC/RFRT/LT	<input type="checkbox"/> <input type="checkbox"/> <input type="checkbox"/> <input type="checkbox"/>			<input type="checkbox"/> <input type="checkbox"/> <input type="checkbox"/>	<input type="checkbox"/> <input type="checkbox"/> <input type="checkbox"/>	<input type="checkbox"/> <input type="checkbox"/> <input type="checkbox"/>	<input type="checkbox"/> <input type="checkbox"/> <input type="checkbox"/>	<input type="checkbox"/> <input type="checkbox"/> <input type="checkbox"/>
	Left facing		SR15/FC/LFRT/LT	<input type="checkbox"/> <input type="checkbox"/> <input type="checkbox"/> <input type="checkbox"/>	<input type="checkbox"/> <input type="checkbox"/>		<input type="checkbox"/> <input type="checkbox"/> <input type="checkbox"/>	<input type="checkbox"/> <input type="checkbox"/> <input type="checkbox"/>	<input type="checkbox"/> <input type="checkbox"/> <input type="checkbox"/>	<input type="checkbox"/> <input type="checkbox"/> <input type="checkbox"/>	<input type="checkbox"/> <input type="checkbox"/> <input type="checkbox"/>	
	SORL2 Recliner (w/ Laminate Top Articulating Tablet) - Contrast	Right facing		SR15/FC/RFRT/LT	<input type="checkbox"/> <input type="checkbox"/> <input type="checkbox"/> <input type="checkbox"/>	<input type="checkbox"/> <input type="checkbox"/>		<input type="checkbox"/> <input type="checkbox"/> <input type="checkbox"/>	<input type="checkbox"/> <input type="checkbox"/> <input type="checkbox"/>	<input type="checkbox"/> <input type="checkbox"/> <input type="checkbox"/>	<input type="checkbox"/> <input type="checkbox"/> <input type="checkbox"/>	<input type="checkbox"/> <input type="checkbox"/> <input type="checkbox"/>
<ul style="list-style-type: none"> • 1 = Back, arms and footrest (Fabric Contrast 1) C.O.M. = 4.5 yd • 2 = Seat (Fabric Contrast 2) C.O.M. = 1.75 yd 												

A **B** **C** **D** **E** **F** **G** **H** **I**

HOW TO ORDER

Indicate the following information on order form:

- Quantity of each item.
- Model number, including options. See "How To Build a Model Number".
- Any special service required.

Note: • The indicates that a choice is required.

- The absence of the indicates that no choice is required.
- Alpha-numeric characters in place of indicate that no other alternatives are available.

HOW TO BUILD A MODEL NUMBER

- A** Select basic model.
- B** Select non-contrast or fabric contrast 1. Refer to color addendum at ki.com or KI Fabrics & Finishes binder.
- C** Select fabric contrast 2. Refer to color addendum at ki.com or KI Fabrics & Finishes binder.
- D** Select I.V. pole (facing).
 - NS** - No pole
 - LRFIV** - Left facing-rear; add \$303
 - RFFIV** - Right facing-front; add \$303
 - RRFIV** - Right facing-rear; add \$303
 If top articulating table is specified, table, I.V. pole and/or catheter bag attachment must all be specified in unique locations. If optional magazine pouch is specified, only Left-facing-rear (LRFIV) or No pole (NS) can be specified.

Left facing = right-handed when seated

Right facing = left-handed when seated

- E** Select catheter bag attachment hook (facing).
 - LRCA** - Left facing-rear; add \$50
 - RFCA** - Right facing-front; add \$50
 - RRCA** - Right facing-rear; add \$50
 - NCA** - No catheter attachment
 If top articulating table is specified, table, I.V. pole and/or catheter bag attachment must all be specified in unique locations.
- F** Select magazine pouch.
 - NMR** - No magazine pouch
 - RFP** - Right side pouch; add \$193
 Magazine pouch fabric will match arm fabric selection (Fabric Contrast 1). C.O.M. = .5 yd
- G** Select arm option.
 - WAC** - Wood (standard)
 - PAC** - Black poly (pair); add \$153

- H** Select wood finish color. Refer to color addendum at ki.com or KI

Fabrics & Finishes binder.

- I** Select laminate color. Refer to color addendum at ki.com or KI Fabrics & Finishes binder.



Approx. Packaged Weight	Grade C.O.M.	Grade C	Grade D	Grade E & C.O.L.	Grade F	Grade G	Grade H	Grade I	Grade J	Grade K	Grade L Leather	Grade M Leather
155.0#	\$ 3934	\$ 4151	\$ 4218	\$ 4290	\$ 4337	\$ 4432	\$ 4527	\$ 4645	\$ 4884	\$ 5119	\$ 5347	\$ 5831
155.0#	\$ 4015	\$ 4233	\$ 4300	\$ 4373	\$ 4420	\$ 4514	\$ 4608	\$ 4736	\$ 4965	\$ 5201	\$ 5439	\$ 5914
155.0#	\$ 3934	\$ 4151	\$ 4218	\$ 4290	\$ 4337	\$ 4432	\$ 4527	\$ 4645	\$ 4884	\$ 5119	\$ 5347	\$ 5831
155.0#	3934	4151	4218	4290	4337	4432	4527	4645	4884	5119	5347	5831
155.0#	\$ 4015	\$ 4233	\$ 4300	\$ 4373	\$ 4420	\$ 4514	\$ 4608	\$ 4736	\$ 4965	\$ 5201	\$ 5439	\$ 5914
155.0#	4015	4233	4300	4373	4420	4514	4608	4736	4965	5201	5439	5914

INFORMATION

Moisture Barrier \$140

C.O.M. Requirements

C.O.M. yardage requirements listed above are based on plain goods 54" wide. If less than 54" wide or fabrics requiring matching (stripes, plaids, prints, large patterns), additional yardage will be needed. Consult C.O.M. matrix on the Ordering C.O.M. and C.O.L. page for additional yardage needed. For C.O.M. fabric sent to KI-High Point on multiple rolls, add an additional yard of fabric per roll to the yardage requirements.

C.O.L. Requirements

Figure 18 sq. ft. of leather (C.O.L.) for each yard shown (i.e., 4.75 x 18 = 85.5 sq. ft.).

Contrasting Upholstery

When contrasting fabric is chosen, price at highest in-grade.

Minimum Fabric/Leather Quantity

Minimum order for fabric is 1 yard. Minimum order for leather is 1 hide (approximately 50 sq. ft.).

Construction

Wood arms and armcaps (field replaceable) constructed of kiln-dried hardwood. Recliner mechanism constructed of flat and tubular steel bolted to wood arms at 16 locations. Ottoman mechanism constructed of 14-gauge steel mounted to chair frame. Back shell is 1" hardwood plywood (7 ply), glued and stapled. Seat shell is 1" hardwood plywood (7 ply). Cushioning of multiple densities of polyurethane foam. Seat and back are field replaceable. Ottoman is field replaceable. Soft touch ottoman release and push/pull handles.

KENSINGTON MAPLE UPCHARGE

Kensington Maple requires extended leadtimes.

Model
Soltice 1.5 Recliner \$10

SPECIAL SERVICES

Special Carton Marking

With specially marked information N/C

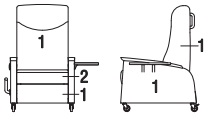
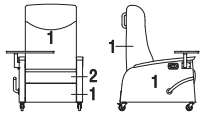
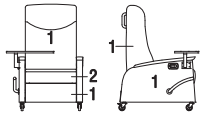
Shipping

Shipped **assembled freight prepaid f.o.b. High Point, North Carolina 27263** factory. Freight class #250.

Specifications and prices are subject to change without prior notice.

Soltice® 1.5

Recliner

			MODEL NUMBER								
Features	COM	Basic Model	Non-Contrast or Fabric Contrast 1	Fabric Contrast 2	I.V. Pole	Catheter Attachment	Magazine Pouch	Arm Cap	Wood Finish	Veneer Color	
SORL2 Recliner (w/ Veneer Side Articulating Tablet) - Non-contrast	Right facing	5.5 yd	SR15/NC/RFT/VT	<input type="checkbox"/> <input type="checkbox"/> <input type="checkbox"/> <input type="checkbox"/>		<input type="checkbox"/> <input type="checkbox"/> <input type="checkbox"/>	<input type="checkbox"/> <input type="checkbox"/> <input type="checkbox"/>	<input type="checkbox"/> <input type="checkbox"/> <input type="checkbox"/>	<input type="checkbox"/> <input type="checkbox"/> <input type="checkbox"/>	<input type="checkbox"/> <input type="checkbox"/> <input type="checkbox"/>	
	Right facing		SR15/FC/RFT/VT	<input type="checkbox"/> <input type="checkbox"/> <input type="checkbox"/> <input type="checkbox"/>	<input type="checkbox"/> <input type="checkbox"/>	<input type="checkbox"/> <input type="checkbox"/> <input type="checkbox"/>	<input type="checkbox"/> <input type="checkbox"/> <input type="checkbox"/>	<input type="checkbox"/> <input type="checkbox"/> <input type="checkbox"/>	<input type="checkbox"/> <input type="checkbox"/> <input type="checkbox"/>	<input type="checkbox"/> <input type="checkbox"/> <input type="checkbox"/>	
	SORL2 Recliner (w/ Veneer Side Articulating Tablet) - Contrast										
	Left facing	5.5 yd	SR15/NC/LFRT/VT	<input type="checkbox"/> <input type="checkbox"/> <input type="checkbox"/> <input type="checkbox"/>		<input type="checkbox"/> <input type="checkbox"/> <input type="checkbox"/>	<input type="checkbox"/> <input type="checkbox"/> <input type="checkbox"/>	<input type="checkbox"/> <input type="checkbox"/> <input type="checkbox"/>	<input type="checkbox"/> <input type="checkbox"/> <input type="checkbox"/>	<input type="checkbox"/> <input type="checkbox"/> <input type="checkbox"/>	
	Right facing	5.5 yd	SR15/NC/RFRT/VT	<input type="checkbox"/> <input type="checkbox"/> <input type="checkbox"/> <input type="checkbox"/>		<input type="checkbox"/> <input type="checkbox"/> <input type="checkbox"/>	<input type="checkbox"/> <input type="checkbox"/> <input type="checkbox"/>	<input type="checkbox"/> <input type="checkbox"/> <input type="checkbox"/>	<input type="checkbox"/> <input type="checkbox"/> <input type="checkbox"/>	<input type="checkbox"/> <input type="checkbox"/> <input type="checkbox"/>	
	SORL2 Recliner (w/ Veneer Top Articulating Tablet) - Non-contrast										
	Left facing		SR15/FC/LFRT/VT	<input type="checkbox"/> <input type="checkbox"/> <input type="checkbox"/> <input type="checkbox"/>	<input type="checkbox"/> <input type="checkbox"/>	<input type="checkbox"/> <input type="checkbox"/> <input type="checkbox"/>	<input type="checkbox"/> <input type="checkbox"/> <input type="checkbox"/>	<input type="checkbox"/> <input type="checkbox"/> <input type="checkbox"/>	<input type="checkbox"/> <input type="checkbox"/> <input type="checkbox"/>	<input type="checkbox"/> <input type="checkbox"/> <input type="checkbox"/>	
	Right facing		SR15/FC/RFRT/VT	<input type="checkbox"/> <input type="checkbox"/> <input type="checkbox"/> <input type="checkbox"/>	<input type="checkbox"/> <input type="checkbox"/>	<input type="checkbox"/> <input type="checkbox"/> <input type="checkbox"/>	<input type="checkbox"/> <input type="checkbox"/> <input type="checkbox"/>	<input type="checkbox"/> <input type="checkbox"/> <input type="checkbox"/>	<input type="checkbox"/> <input type="checkbox"/> <input type="checkbox"/>	<input type="checkbox"/> <input type="checkbox"/> <input type="checkbox"/>	
	SORL2 Recliner (w/ Veneer Top Articulating Tablet) - Contrast										

A B C D E F G H I

HOW TO ORDER

Indicate the following information on order form:

- Quantity of each item.
- Model number, including options. See "How To Build a Model Number".
- Any special service required.

Note:

- The indicates that a choice is required.
- The absence of the indicates that no choice is required.
- Alpha-numeric characters in place of indicate that no other alternatives are available.

HOW TO BUILD A MODEL NUMBER

- A** Select basic model.
- B** Select non-contrast or fabric contrast 1. Refer to color addendum at ki.com or KI Fabrics & Finishes binder.
- C** Select fabric contrast 2. Refer to color addendum at ki.com or KI Fabrics & Finishes binder.
- D** Select I.V. pole (facing).
 - NS** - No pole
 - LRFIV** - Left facing-rear; add \$303
 - RFFIV** - Right facing-front; add \$303
 - RRFIV** - Right facing-rear; add \$303
 If top articulating table is specified, table, I.V. pole and/or catheter bag attachment must all be specified in unique locations. If optional magazine pouch is specified, only Left-facing-rear (LRFIV) or No pole (NS) can be specified.

Left facing = right-handed when seated

Right facing = left-handed when seated

- E** Select catheter bag attachment hook (facing).
 - LRCA** - Left facing-rear; add \$50
 - RFCA** - Right facing-front; add \$50
 - RRCA** - Right facing-rear; add \$50
 - NCA** - No catheter attachment
 If top articulating table is specified, table, I.V. pole and/or catheter bag attachment must all be specified in unique locations.
- F** Select magazine pouch.
 - NMR** - No magazine pouch
 - RFP** - Right side pouch; add \$193
 Magazine pouch fabric will match arm fabric selection (Fabric Contrast 1). C.O.M. = .5 yd
- G** Select arm option.
 - WAC** - Wood (standard)
 - PAC** - Black poly (pair); add \$153

Fabrics & Finishes binder.

- I** Select veneer color. Refer to color addendum at ki.com or KI Fabrics & Finishes binder.



Approx. Packaged Weight	Grade C.O.M.	Grade C	Grade D	Grade E & C.O.L.	Grade F	Grade G	Grade H	Grade I	Grade J	Grade K	Grade L Leather	Grade M Leather
155.0#	\$ 3934	\$ 4151	\$ 4218	\$ 4290	\$ 4337	\$ 4432	\$ 4527	\$ 4645	\$ 4884	\$ 5119	\$ 5347	\$ 5831
155.0#	\$ 4015	\$ 4233	\$ 4300	\$ 4373	\$ 4420	\$ 4514	\$ 4608	\$ 4736	\$ 4965	\$ 5201	\$ 5439	\$ 5914
155.0#	\$ 3934	\$ 4151	\$ 4218	\$ 4290	\$ 4337	\$ 4432	\$ 4527	\$ 4645	\$ 4884	\$ 5119	\$ 5347	\$ 5831
155.0#	3934	4151	4218	4290	4337	4432	4527	4645	4884	5119	5347	5831
155.0#	\$ 4015	\$ 4233	\$ 4300	\$ 4373	\$ 4420	\$ 4514	\$ 4608	\$ 4736	\$ 4965	\$ 5201	\$ 5439	\$ 5914
155.0#	4015	4233	4300	4373	4420	4514	4608	4736	4965	5201	5439	5914

INFORMATION

Moisture Barrier \$140

C.O.M. Requirements

C.O.M. yardage requirements listed above are based on plain goods 54" wide. If less than 54" wide or fabrics requiring matching (stripes, plaids, prints, large patterns), additional yardage will be needed. Consult C.O.M. matrix on the Ordering C.O.M. and C.O.L. page for additional yardage needed. For C.O.M. fabric sent to KI-High Point on multiple rolls, add an additional yard of fabric per roll to the yardage requirements.

C.O.L. Requirements

Figure 18 sq. ft. of leather (C.O.L.) for each yard shown (i.e., 4.75 x 18 = 85.5 sq. ft.).

Contrasting Upholstery

When contrasting fabric is chosen, price at highest in-grade.

Minimum Fabric/Leather Quantity

Minimum order for fabric is 1 yard. Minimum order for leather is 1 hide (approximately 50 sq. ft.).

Construction

Wood arms and armcaps (field replaceable) constructed of kiln-dried hardwood. Recliner mechanism constructed of flat and tubular steel bolted to wood arms at 16 locations. Ottoman mechanism constructed of 14-gauge steel mounted to chair frame. Back shell is 1" hardwood plywood (7 ply), glued and stapled. Seat shell is 1" hardwood plywood (7 ply). Cushioning of multiple densities of polyurethane foam. Seat and back are field replaceable. Ottoman is field replaceable. Soft touch ottoman release and push/pull handles.

KENSINGTON MAPLE UPCHARGE

Kensington Maple requires extended leadtimes.

Model
Soltice 1.5 Recliner \$10

SPECIAL SERVICES

Special Carton Marking

With specially marked information N/C

Shipping

Shipped assembled freight prepaid f.o.b. High Point, North Carolina 27263 factory. Freight class #250.

Specifications and prices are subject to change without prior notice.

Soltice® II

General Information



Soltice® II Recliner

Dimensions	
Overall width	32-1/8"
Overall depth	35"
Overall height	47"
Seat width	24"
Seat depth	20"
Seat height from floor	22"
Seat height from footrest	18-1/2"
Arm height at front of arm (highest point)	27-1/2"

SPECIFICATIONS

Complimentary Furniture

The following lounge collections offer complimentary furniture that creates continuity and a cohesive look throughout a facility. These complimentary pieces can be found in other sections of the price list.

SOLTICE HEALTHCARE SEATING - Soltice Multiple Seating, Soltice Guest Seating, Soltice Lounge Seating, LaResta Day Bed (FDS/SL)

UPHOLSTERY INFORMATION

C.O.M. Fabric

For C.O.M. fabric sent to KI-High Point on multiple rolls, add an additional yard of fabric per roll to the yardage requirement. Multiple rolls have shorter pieces of fabric on them and do not allow nesting and stacking of the fabric to achieve the best yield as is done with one large roll. This results in yardage shortages and requests for addition

UPHOLSTERY INFORMATION

C.O.M. Fabric

For C.O.M. fabric sent to KI-High Point on multiple rolls, add an additional yard of fabric per roll to the yardage requirement. Multiple rolls have shorter pieces of fabric on them and do not allow nesting and stacking of the fabric to achieve the best yield as is done with one large roll. This results in yardage shortages and requests for additional fabric from the client, which can hold up the order. For each roll that is sent, one yard needs to be added and needs to be added to one of the rolls, not separately.

Fabric Disclaimer

Fabric will be applied as swatched by the fabric manufacturer. Fabric that is required to be applied differently than is swatched will need a Special Cost Request written specifying the direction the fabric is to be applied. The posted standard lead time will apply to the Special Cost Request.

FINISH INFORMATION

SPECIAL FINISH MATCHES

KI can match special finish requests at an upcharge of \$64 List per item, up to 12 or a maximum charge of \$771 List per order per color. Special finish requests must be sent to your KI customer service representative.


Upon receipt from KI, the finishing department will prepare a "strike-off" which will be sent to the customer for approval.

The approval form accompanying the strike-off should be faxed to your KI customer service representative. Upon receipt of the signed approval form, KI will proceed with the order. Disapproved samples may be sent back to KI directly with an explanation of disapproval. A Special Finish Number (SFN) will be assigned to this finish sample for future reference or reorders



Soltice[®] II

Recliner

Features	COM	MODEL NUMBER								Approx. Packaged Weight	
		Basic Model	Non-Contrast or Fabric Contrast 1	Fabric Contrast 2	I.V. Pole	Catheter Attachment	Magazine Pouch	Arm Cap	Wood Finish		
	Non-Contrast	5.5 yd	SRII/NC	□□□□		□□□	□□□	□□□	□□□	□□□	155.0#
	Contrast		SRII/FC	□□□□	□□□□	□□□	□□□	□□□	□□□	□□□	155.0#

SORL2
Recliner (Closed Arm)

- 1 = Back and arms (Fabric Contrast 1) C.O.M. = 4.5 yd
- 2 = Seat (Fabric Contrast 2) C.O.M. = 1.5 yd

HOW TO ORDER

Indicate the following information on order form:

- Quantity of each item.
- Model number, including options. See "How To Build a Model Number".
- Any special service required.

Note: • The □ indicates that a choice is required.

- The absence of the □ indicates that no choice is required.
- Alpha-numeric characters in place of □ indicate that no other alternatives are available.

HOW TO BUILD A MODEL NUMBER

- A** Select basic model.
- B** Select non-contrast or fabric contrast 1. Refer to color addendum at ki.com or KI Fabrics & Finishes binder.
- C** Select fabric contrast 2. Refer to color addendum at ki.com or KI Fabrics & Finishes binder.
- D** Select I.V. pole (facing).

NS	- No pole
LRFIV	- Left facing-rear; add \$303
RFFIV	- Right facing-front; add \$303
RRFIV	- Right facing-rear; add \$303

 If optional magazine pouch is specified, only Left-facing-rear (LRFIV) or No pole (NS) can be specified.
- E** Select catheter bag attachment hook (facing).

NCA	- No catheter attachment
LRCA	- Left facing-rear; add \$50

- RFCA** - Right facing-front; add \$50
 - RRCA** - Right facing-rear; add \$50
- If optional I.V. pole is specified, catheter attachment can not be specified in the same location.
- F** Select magazine pouch.

NMR	- No magazine pouch
RFP	- Right side pouch; add \$193

 Magazine pouch fabric will match arm fabric selection (Fabric Contrast 1). C.O.M. = .5 yd
 - G** Select arm option.

WAC	- Wood armcaps
PAC	- Black poly (pair); add \$153
 - H** Select wood finish color. Refer to color addendum at ki.com or KI Fabrics & Finishes binder.

INFORMATION

Moisture Barrier \$140

Kensington Maple Upcharge
 Kensington Maple requires extended leadtimes.
 Model
 Soltice II Recliner \$10

Options

Additional options may be ordered. Add /xx to the end of the model number and upcharge.

Monitor Arm
 /RFMA - Right facing and \$687

C.O.M. Requirements

C.O.M. yardage requirements listed above are based on plain goods 54" wide. If less than 54" wide or fabrics requiring matching (stripes, plaids, prints, large patterns), additional yardage will be needed. Consult C.O.M. matrix on the Ordering C.O.M. and



Grade C.O.M.	Grade C	Grade D	Grade E & C.O.L.	Grade F	Grade G	Grade H	Grade I	Grade J	Grade K	Grade L Leather	Grade M Leather
\$ 4421	\$ 4638	\$ 4703	\$ 4776	\$ 4822	\$ 4918	\$ 5011	\$ 5132	\$ 5369	\$ 5606	\$ 5843	\$ 6317
4501	4720	4784	4858	4903	5000	5094	5213	5449	5688	5924	6398

C.O.L. page for additional yardage needed. For C.O.M. fabric sent to KI-High Point on multiple rolls, add an additional yard of fabric per roll to the yardage requirements.

C.O.L. Requirements

Figure 18 sq. ft. of leather (C.O.L.) for each yard shown (i.e., 4.75 x 18 = 85.5 sq. ft.).

Contrasting Upholstery

When contrasting fabric is chosen, price at highest in-grade.

Minimum Fabric/Leather Quantity

Minimum order for fabric is 1 yard. Minimum order for leather is 1 hide (approximately 50 sq. ft.).

Construction

Wood arms and armcaps (field replaceable) constructed of kiln-dried hardwood. Recliner mechanism constructed of flat and tubular steel bolted to wood arms at 16 locations. Ottoman mechanism constructed of 14-gauge steel mounted to chair frame.

Back shell is 1" hardwood plywood (7 ply), glued and stapled. Seat shell is 1" hardwood plywood (7 ply). Cushioning of multiple densities of polyurethane foam. Seat and back are field replaceable. Ottoman is field replaceable. Soft touch ottoman release and push/pull handles. 5" sealed casters engaged with a foot-actuated central locking/braking caster system.

SPECIAL SERVICES

Special Carton Marking

With specially marked information N/C

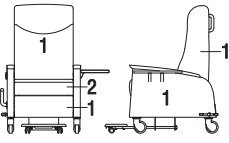
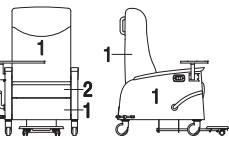
Shipping

Shipped **assembled freight prepaid f.o.b. High Point, North Carolina 27263** factory. Freight class #250.

Specifications and prices are subject to change without prior notice.

Soltice® II

Recliner

	Features	COM	MODEL NUMBER									
			Basic Model	Non-Contrast or Fabric Contrast 1	Fabric Contrast 2	I.V. Pole	Catheter Attachment	Magazine Pouch	Arm Cap	Wood Finish	Laminate Color	
SORL2 Recliner (w/ Laminate Side Articulating Tablet) - Non-contrast	Right facing	5.5 yd	SR11/NC/RFT/LT	<input type="checkbox"/> <input type="checkbox"/> <input type="checkbox"/> <input type="checkbox"/>		<input type="checkbox"/> <input type="checkbox"/>	<input type="checkbox"/> <input type="checkbox"/>	<input type="checkbox"/> <input type="checkbox"/>	<input type="checkbox"/> <input type="checkbox"/>	<input type="checkbox"/> <input type="checkbox"/>	<input type="checkbox"/> <input type="checkbox"/>	
	Right facing		SR11/FC/RFT/LT	<input type="checkbox"/> <input type="checkbox"/> <input type="checkbox"/> <input type="checkbox"/>	<input type="checkbox"/> <input type="checkbox"/> <input type="checkbox"/> <input type="checkbox"/>	<input type="checkbox"/> <input type="checkbox"/>	<input type="checkbox"/> <input type="checkbox"/>	<input type="checkbox"/> <input type="checkbox"/>	<input type="checkbox"/> <input type="checkbox"/>	<input type="checkbox"/> <input type="checkbox"/>	<input type="checkbox"/> <input type="checkbox"/>	
	SORL2 Recliner (w/ Laminate Side Articulating Tablet) - Contrast											
	Left facing	5.5 yd	SR11/NC/LFRT/LT	<input type="checkbox"/> <input type="checkbox"/> <input type="checkbox"/> <input type="checkbox"/>		<input type="checkbox"/> <input type="checkbox"/>	<input type="checkbox"/> <input type="checkbox"/>	<input type="checkbox"/> <input type="checkbox"/>	<input type="checkbox"/> <input type="checkbox"/>	<input type="checkbox"/> <input type="checkbox"/>	<input type="checkbox"/> <input type="checkbox"/>	
	Right facing	5.5 yd	SR11/NC/RFRT/LT	<input type="checkbox"/> <input type="checkbox"/> <input type="checkbox"/> <input type="checkbox"/>		<input type="checkbox"/> <input type="checkbox"/>	<input type="checkbox"/> <input type="checkbox"/>	<input type="checkbox"/> <input type="checkbox"/>	<input type="checkbox"/> <input type="checkbox"/>	<input type="checkbox"/> <input type="checkbox"/>	<input type="checkbox"/> <input type="checkbox"/>	
SORL2 Recliner (w/ Laminate Top Articulating Tablet) - Contrast												

A **B** **C** **D** **E** **F** **G** **H** **I**

HOW TO ORDER

Indicate the following information on order form:

- Quantity of each item.
- Model number, including options. See "How To Build a Model Number".
- Any special service required.

Note: • The indicates that a choice is required.

- The absence of the indicates that no choice is required.
- Alpha-numeric characters in place of indicate that no other alternatives are available.

HOW TO BUILD A MODEL NUMBER

- A** Select basic model.
- B** Select non-contrast or fabric contrast 1. Refer to color addendum at ki.com or KI Fabrics & Finishes binder.
- C** Select fabric contrast 2. Refer to color addendum at ki.com or KI Fabrics & Finishes binder.
- D** Select I.V. pole (facing).
 - NS** - No pole
 - LRFIV** - Left facing-rear; add \$303
 - RFFIV** - Right facing-front; add \$303
 - RRFIV** - Right facing-rear; add \$303
 If top articulating table is specified, table, I.V. pole and/or catheter bag attachment must all be specified in unique locations. If optional magazine pouch is specified, only Left-facing-rear (LRFIV) or No pole (NS) can be specified.

Left facing = right-handed when seated

Right facing = left-handed when seated

- E** Select catheter bag attachment hook (facing).
 - NCA** - No catheter attachment
 - LRCA** - Left facing-rear; add \$50
 - RFCA** - Right facing-front; add \$50
 - RRCA** - Right facing-rear; add \$50
 If top articulating table is specified, table, I.V. pole and/or catheter bag attachment must all be specified in unique locations.
- F** Select magazine pouch.
 - NMR** - No magazine pouch
 - RFP** - Right side pouch; add \$193
 Magazine pouch fabric will match arm fabric selection (Fabric Contrast 1). C.O.M. = .5 yd
- G** Select arm option.
 - WAC** - Wood armcaps
 - PAC** - Black poly (pair); add \$153
- H** Select wood finish color. Refer to color addendum at ki.com or KI

Fabrics & Finishes binder.

- I** Select laminate color. Refer to color addendum at ki.com or KI Fabrics & Finishes binder.



Approx. Packaged Weight	Grade C.O.M.	Grade C	Grade D	Grade E & C.O.L.	Grade F	Grade G	Grade H	Grade I	Grade J	Grade K	Grade L Leather	Grade M Leather
155.0#	\$ 4824	\$ 5044	\$ 5108	\$ 5181	\$ 5226	\$ 5323	\$ 5418	\$ 5537	\$ 5773	\$ 6011	\$ 6248	\$ 6723
155.0#	\$ 4905	\$ 5123	\$ 5191	\$ 5263	\$ 5309	\$ 5404	\$ 5498	\$ 5617	\$ 5855	\$ 6093	\$ 6329	\$ 6804
155.0#	\$ 4824	\$ 5044	\$ 5108	\$ 5181	\$ 5226	\$ 5323	\$ 5418	\$ 5537	\$ 5773	\$ 6011	\$ 6248	\$ 6723
155.0#	4824	5044	5108	5181	5226	5323	5418	5537	5773	6011	6248	6723
155.0#	\$ 4905	\$ 5123	\$ 5191	\$ 5263	\$ 5309	\$ 5404	\$ 5498	\$ 5617	\$ 5855	\$ 6093	\$ 6329	\$ 6804
155.0#	4905	5123	5191	5263	5309	5404	5498	5617	5855	6093	6329	6804

INFORMATION

Moisture Barrier \$140

Kensington Maple Upcharge

Kensington Maple requires extended leadtimes.

Model
Soltice II Recliner \$10

Options

Additional options may be ordered. Add /xx to the end of the model number and upcharge.

Monitor Arm
/RFMA - Right facing and \$687

Monitor arm is mounted on right facing side of chair. If monitor arm is selected, a right facing tablet cannot be selected.

C.O.M. Requirements

C.O.M. yardage requirements listed above are based on plain goods 54" wide. If less

than 54" wide or fabrics requiring matching (stripes, plaids, prints, large patterns), additional yardage will be needed. Consult C.O.M. matrix on the Ordering C.O.M. and C.O.L. page for additional yardage needed. For C.O.M. fabric sent to KI-High Point on multiple rolls, add an additional yard of fabric per roll to the yardage requirements.

C.O.L. Requirements

Figure 18 sq. ft. of leather (C.O.L.) for each yard shown (i.e., 4.75 x 18 = 85.5 sq. ft.).

Contrasting Upholstery

When contrasting fabric is chosen, price at highest in-grade.

Minimum Fabric/Leather Quantity

Minimum order for fabric is 1 yard. Minimum order for leather is 1 hide (approximately 50 sq. ft.).

Construction

Wood arms and armcaps (field replaceable) constructed of kiln-dried hardwood.

Recliner mechanism constructed of flat and tubular steel bolted to wood arms at 16 locations. Ottoman mechanism constructed of 14-gauge steel mounted to chair frame. Back shell is 1" hardwood plywood (7 ply), glued and stapled. Seat shell is 1" hardwood plywood (7 ply). Cushioning of multiple densities of polyurethane foam. Seat and back are field replaceable. Ottoman is field replaceable. Soft touch ottoman release and push/pull handles. 5" sealed casters engaged with a foot-actuated central locking/braking caster system.

SPECIAL SERVICES

Special Carton Marking

With specially marked information N/C

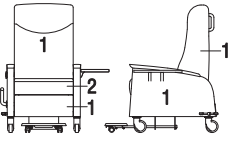
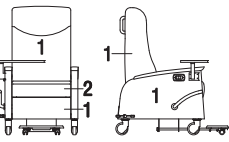
Shipping

Shipped assembled freight prepaid f.o.b. High Point, North Carolina 27263 factory. Freight class #250.

Specifications and prices are subject to change without prior notice.

Soltice® II

Recliner

Features	COM	MODEL NUMBER									
		Basic Model	Non-Contrast or Fabric Contrast 1	Fabric Contrast 2	I.V. Pole	Catheter Attachment	Magazine Pouch	Arm Cap	Wood Finish	Veneer Color	
SORL2 Recliner (w/ Veneer Side Articulating Tablet) - Non-contrast	Right facing 5.5 yd	SR11/NC/RFT/VT	□□□□			□□□	□□□	□□□	□□□	□□□	□□□
	Right facing	SR11/FC/RFT/VT	□□□□	□□□□	□□□	□□□	□□□	□□□	□□□	□□□	
	SORL2 Recliner (w/ Veneer Side Articulating Tablet) - Contrast										
<ul style="list-style-type: none"> 1 = Back, arms and footrest (Fabric Contrast 1) C.O.M. = 4.5 yd 2 = Seat (Fabric Contrast 2) C.O.M. = 1.75 yd 											
SORL2 Recliner (w/ Veneer Top Articulating Tablet) - Non-contrast	Left facing 5.5 yd	SR11/NC/LFRT/VT	□□□□			□□□	□□□	□□□	□□□	□□□	
	Right facing 5.5 yd	SR11/NC/RFRT/VT	□□□□			□□□	□□□	□□□	□□□	□□□	
	Left facing	SR11/FC/LFRT/VT	□□□□	□□□□	□□□	□□□	□□□	□□□	□□□	□□□	
	Right facing	SR11/FC/RFRT/VT	□□□□	□□□□	□□□	□□□	□□□	□□□	□□□	□□□	
SORL2 Recliner (w/ Veneer Top Articulating Tablet) - Contrast											
<ul style="list-style-type: none"> 1 = Back, arms and footrest (Fabric Contrast 1) C.O.M. = 4.5 yd 2 = Seat (Fabric Contrast 2) C.O.M. = 1.75 yd 											

A B C D E F G H I

HOW TO ORDER

Indicate the following information on order form:

- Quantity of each item.
- Model number, including options. See "How To Build a Model Number".
- Any special service required.

Note: • The □ indicates that a choice is required.

- The absence of the □ indicates that no choice is required.
- Alpha-numeric characters in place of □ indicate that no other alternatives are available.

HOW TO BUILD A MODEL NUMBER

- A** Select basic model.
- B** Select non-contrast or fabric contrast 1. Refer to color addendum at ki.com or KI Fabrics & Finishes binder.
- C** Select fabric contrast 2. Refer to color addendum at ki.com or KI Fabrics & Finishes binder.
- D** Select I.V. pole (facing).
 - NS** - No pole
 - LRFIV** - Left facing-rear; add \$303
 - RFFIV** - Right facing-front; add \$303
 - RRFIV** - Right facing-rear; add \$303
 If top articulating table is specified, table, I.V. pole and/or catheter bag attachment must all be specified in unique locations. If optional magazine pouch is specified, only Left-facing-rear (LRFIV) or No pole (NS) can be specified.

Left facing = right-handed when seated

Right facing = left-handed when seated

- E** Select catheter bag attachment hook (facing).
 - NCA** - No catheter attachment
 - LRCA** - Left facing-rear; add \$50
 - RFCA** - Right facing-front; add \$50
 - RRCA** - Right facing-rear; add \$50
 If top articulating table is specified, table, I.V. pole and/or catheter bag attachment must all be specified in unique locations.
- F** Select magazine pouch.
 - NMR** - No magazine pouch
 - RFP** - Right side pouch; add \$193
 Magazine pouch fabric will match arm fabric selection (Fabric Contrast 1). C.O.M. = .5 yd
- G** Select arm option.
 - WAC** - Wood armcaps
 - PAC** - Black poly (pair); add \$153

- H** Select wood finish color. Refer to color addendum at ki.com or KI

Fabrics & Finishes binder.

- I** Select veneer color. Refer to color addendum at ki.com or KI Fabrics & Finishes binder.



Approx. Packaged Weight	Grade C.O.M.	Grade C	Grade D	Grade E & C.O.L.	Grade F	Grade G	Grade H	Grade I	Grade J	Grade K	Grade L Leather	Grade M Leather
155.0#	\$ 4824	\$ 5044	\$ 5108	\$ 5181	\$ 5226	\$ 5323	\$ 5418	\$ 5537	\$ 5773	\$ 6011	\$ 6248	\$ 6723
155.0#	\$ 4905	\$ 5123	\$ 5191	\$ 5263	\$ 5309	\$ 5404	\$ 5498	\$ 5617	\$ 5855	\$ 6093	\$ 6329	\$ 6804
155.0#	\$ 4824	\$ 5044	\$ 5108	\$ 5181	\$ 5226	\$ 5323	\$ 5418	\$ 5537	\$ 5773	\$ 6011	\$ 6248	\$ 6723
155.0#	4824	5044	5108	5181	5226	5323	5418	5537	5773	6011	6248	6723
155.0#	\$ 4905	\$ 5123	\$ 5191	\$ 5263	\$ 5309	\$ 5404	\$ 5498	\$ 5617	\$ 5855	\$ 6093	\$ 6329	\$ 6804
155.0#	4905	5123	5191	5263	5309	5404	5498	5617	5855	6093	6329	6804

INFORMATION

Moisture Barrier \$140

Kensington Maple Upcharge

Kensington Maple requires extended leadtimes.

Model

Soltice II Recliner \$10

Options

Additional options may be ordered. Add /xx to the end of the model number and upcharge.

Monitor Arm

/RFMA - Right facing and \$687

Monitor arm is mounted on right facing side of chair. If monitor arm is selected, a right facing tablet cannot be selected.

C.O.M. Requirements

C.O.M. yardage requirements listed above are based on plain goods 54" wide. If less

than 54" wide or fabrics requiring matching (stripes, plaids, prints, large patterns), additional yardage will be needed. Consult C.O.M. matrix on the Ordering C.O.M. and C.O.L. page for additional yardage needed. For C.O.M. fabric sent to KI-High Point on multiple rolls, add an additional yard of fabric per roll to the yardage requirements.

C.O.L. Requirements

Figure 18 sq. ft. of leather (C.O.L.) for each yard shown (i.e., 4.75 x 18 = 85.5 sq. ft.).

Contrasting Upholstery

When contrasting fabric is chosen, price at highest in-grade.

Minimum Fabric/Leather Quantity

Minimum order for fabric is 1 yard. Minimum order for leather is 1 hide (approximately 50 sq. ft.).

Construction

Wood arms and armcaps (field replaceable) constructed of kiln-dried hardwood.

Recliner mechanism constructed of flat and tubular steel bolted to wood arms at 16 locations. Ottoman mechanism constructed of 14-gauge steel mounted to chair frame. Back shell is 1" hardwood plywood (7 ply), glued and stapled. Seat shell is 1" hardwood plywood (7 ply). Cushioning of multiple densities of polyurethane foam. Seat and back are field replaceable. Ottoman is field replaceable. Soft touch ottoman release and push/pull handles. 5" sealed casters engaged with a foot-actuated central locking/braking caster system.

SPECIAL SERVICES

Special Carton Marking

With specially marked information N/C

Shipping

Shipped **assembled freight prepaid f.o.b. High Point, North Carolina 27263** factory. Freight class #250.

Specifications and prices are subject to change without prior notice.

Soltice® II

Recliner Replacement Parts

	MODEL	COM	MODEL NUMBER					Approx. Packaged Weight	Delivered Pricing
			Basic Model	Non-Contrast or Fabric Contrast 1	Arm Cap	Wood Finish	Moisture Barrier		
SORP2	Replacement Back	2 yd	SRR2BK	□□□□			□□□	40.0#	N/A
SORP2	Replacement Seat	1 yd	SRR2ST	□□□□			□□□	5.0#	N/A
SORP2	Replacement Armcaps • Set of 2		SRR2AC		□□□	□□□		10.0#	\$ 562
SORP2	Replacement Ottoman	.5 yd	SRR2FT	□□□□			□□□	5.0#	N/A
			A	B	C	D	E		

HOW TO ORDER

Indicate the following information on order form:

- Quantity of each item.
- Model number, including options. See "How To Build a Model Number".
- Any special service required.

Note: • The □ indicates that a choice is required.

- The absence of the □ indicates that no choice is required.
- Alpha-numeric characters in place of □ indicate that no other alternatives are available.

HOW TO BUILD A MODEL NUMBER

- A** Select basic model.
- B** Select non-contrast or fabric contrast 1.
Refer to color addendum at ki.com or KI Fabrics & Finishes binder.
- C** Select arm option.

WAC	- Wood (standard)
PAC	- Black poly (pair); add \$153
- D** Select wood finish color.
Refer to color addendum at ki.com or KI Fabrics & Finishes binder.
- E** Select moisture barrier.

NMB	- No moisture barrier
MB	- Moisture barrier

 See pricing column for moisture barrier upcharge.



Grade C.O.M.	Grade C	Grade D	Grade E & C.O.L.	Grade F	Grade G	Grade H	Grade I	Grade J	Grade K	Grade L Leather	Grade M Leather	Moisture Barrier add to list price
\$ 906	\$ 987	\$ 1009	\$ 1035	\$ 1053	\$ 1088	\$ 1121	\$ 1165	\$ 1252	\$ 1336	\$ 1423	\$ 1597	\$ 93
\$ 329	\$ 371	\$ 380	\$ 395	\$ 403	\$ 420	\$ 438	\$ 459	\$ 502	\$ 545	\$ 589	\$ 674	\$ 36
N/A												
\$ 335	\$ 356	\$ 362	\$ 369	\$ 372	\$ 380	\$ 389	\$ 401	\$ 422	\$ 444	\$ 464	\$ 508	\$ 36

INFORMATION

C.O.M. Requirements

C.O.M. yardage requirements listed above are based on plain goods 54" wide. If less than 54" wide or fabrics requiring matching (stripes, plaids, prints, large patterns), additional yardage will be needed. Consult C.O.M. matrix on the Ordering C.O.M. and C.O.L. page for additional yardage needed. For C.O.M. fabric sent to KI-High Point on multiple rolls, add an additional yard of fabric per roll to the yardage requirements.

C.O.L. Requirements

Figure 18 sq. ft. of leather (C.O.L.) for each yard shown (i.e., 4.75 x 18 = 85.5 sq. ft.).

Contrasting Upholstery

When contrasting fabric is chosen, price at highest in-grade.

KENSINGTON MAPLE UPCHARGE

Kensington Maple requires extended leadtimes.

Model
Soltice II Recliner \$10

SPECIAL SERVICES

Special Carton Marking

With specially marked information N/C

Shipping

Shipped **assembled freight prepaid f.o.b. High Point, North Carolina 27263** factory. Freight class #150.

Specifications and prices are subject to change without prior notice.

Three®

General Information



Lounge Sleeper



Loveseat Sleeper



Recliner



Bariatric Chair
(Closed Arm)

General Dimensions				
Seat width	27-1/2"	56"	25"	29-1/2"
Seat depth	20"	20"	20-3/4"	19"
Seat height	17"	17"	19-3/4"	19"
Arm width	3-1/2"	5"		2-1/2"
Arm height	26"	26"	23-1/2"	25-1/2"
Sleep surface width	27-1/2"	27-1/2 LFS/RFS - 56" DS	25"	
Sleep surface depth	77"	77" LFS/RFS/DS	79"	
Sleep surface thickness	3-1/2"	3-1/2" LFS/RFS/DS		
Overall Dimensions				
Width	35"	66"	35-3/4"	34-1/2"
Depth	36"	36"	38-1/4"	26"
Height	33-1/2"	33-1/2"	46-3/4"	34"
Depth in sleep position	81"	81"		

SPECIFICATIONS

Complimentary Furniture

The following lounge collections offer complimentary furniture that creates continuity and a cohesive look throughout a facility. These complimentary pieces can be found in other sections of the KI price list.

THREE® HEALTHCARE SEATING - Three Multiple Seating, Three Lounge Seating, Three Benches

UPHOLSTERY INFORMATION

C.O.M. Fabric

For C.O.M. fabric sent to KI-High Point on multiple rolls, add an additional yard of fabric per roll to the yardage requirements. Multiple rolls have shorter pieces of fabric on them and do not allow nesting and stacking of the fabric to achieve the best yield as is done with one large roll. This results in yardage shortages and requests for additional fabric from the client, which can hold up

the order. For each roll that is sent, one yard needs to be added and needs to be added to one of the rolls, not separately.

Fabric Disclaimer

Fabric will be applied as swatched by the fabric manufacturer. Fabric that is required to be applied differently than is swatched will need a Special Cost Request written specifying the direction the fabric is to be applied. The posted standard lead time will apply to the Special Cost Request.

FINISH INFORMATION

SPECIAL FINISH MATCHES

KI can match special finish requests at an upcharge of \$64 List per item, up to 12 or a maximum charge of \$771 List per order per color. Special finish requests must be sent to your KI customer service representative.

Upon receipt from KI, the finishing department will prepare a "strike-off" which will be sent to the customer for approval.

The approval form accompanying the strike-off should be faxed to your KI customer service representative. Upon receipt of the signed approval form, KI will proceed with the order. Disapproved samples may be sent back to KI directly with an explanation of disapproval. A Special Finish Number (SFN) will be assigned to this finish sample for future reference or reorders




INFORMATION

Warranty

Refer to KI Terms & Conditions document or visit ki.com

Three® Sleeper

	Features	COM	MODEL NUMBER								Approx. Packaged Weight
			Basic Model	Non-Contrast or Fabric Contrast 1	Fabric Contrast 2	Pull Color	Wood Finish	Casters	Fire Code	Moisture Barrier	
	Non-contrast	8.25 yd	TLS/NC	□□□□		□□□□	□□□	□□□□□□	□□□	□□□	175.0#
	Contrast		TLS/FC	□□□□	□□□□	□□□□	□□□	□□□□□□	□□□	□□□	175.0#
THRLS Lounge Sleeper											
<ul style="list-style-type: none"> • 1 = Seat and back (Fabric Contrast 1) C.O.M. = 3.75 yd • 2 = Arms and frame (Fabric Contrast 2) C.O.M. = 5 yd 											
<hr/>											
	Non-contrast	3.75 yd	TLSC	□□□□					□□□	□□□	25.0#
THRLS Lounge Sleeper Replacement Seat & Back Cushions											
			A	B	C	D	E	F	G	H	

HOW TO ORDER

Indicate the following information on order form:

- Quantity of each item.
- Model number, including options. See "How To Build a Model Number".
- Any special service required.

Note: • The □ indicates that a choice is required.

- The absence of the □ indicates that no choice is required.
- Alpha-numeric characters in place of □ indicate that no other alternatives are available.

HOW TO BUILD A MODEL NUMBER

A Select basic model.

B Select non-contrast or fabric contrast 1. Refer to color addendum at ki.com or KI Fabrics & Finishes binder.

C Select fabric contrast 2. Refer to color addendum at ki.com or KI Fabrics & Finishes binder.

D Select pull handle color. Refer to color addendum at ki.com or KI Fabrics & Finishes binder.

E Select wood finish color. Refer to color addendum at ki.com or KI Fabrics & Finishes binder. For Kensington Maple add upcharge.

F Select casters.
NCST - No casters (standard)
FRCS - Front swivel, rear locking; add \$248

G Select fire code.

NFR - Compliance to TB 117-2013
FR - Compliance to TB 133
 See pricing column for TB133 upcharge.

H Select moisture barrier.

NMB - No moisture barrier
MB - Moisture barrier
 See pricing column for moisture barrier upcharge.



Grade C.O.M.	Grade C	Grade D	Grade E & C.O.L.	Grade F	Grade G	Grade H	Grade I	Grade J	Grade K	Grade L Leather	Grade M Leather	TB133 add to list price	Moisture Barrier add to list price
\$ 3168	\$ 3227	\$ 3331	\$ 3454	\$ 3536	\$ 3700	\$ 3865	\$ 4070	\$ 4481	\$ 4892	\$ 5313	\$ 6121	\$ 365	\$ 193
3220	3280	3383	3508	3589	3754	3920	4124	4536	4945	5366	6174	365	193
\$ 754	\$ 772	\$ 811	\$ 858	\$ 886	\$ 947	\$ 1005	\$ 1080	\$ 1229	\$ 1380	\$ 1529	\$ 1829	\$ 134	\$ 171

KENSINGTON MAPLE UPCHARGE

Kensington Maple requires extended leadtimes.

Model	
TLS/NC	\$16
TLS/FC	\$16
TLSS/LFS/NC	\$47
TLSS/RFS/NC	\$47
TLS/DS/NC	\$47
TLSS/LFS/FC	\$47
TLSS/RFS/FC	\$47
TLSS/DS/FC	\$47

INFORMATION

C.O.M. Requirements

C.O.M. yardage requirements listed above are based on plain goods 54" wide. If less than 54" wide or fabrics requiring matching (stripes, plaids, prints, large patterns), additional yardage will be needed. Consult C.O.M. matrix on the Ordering C.O.M. and C.O.L. page for additional yardage needed. For C.O.M. fabric sent to KI-High Point on multiple rolls, add an additional yard of fabric per roll to the yardage requirements.

C.O.L. Requirements

Figure 18 sq. ft. of leather (C.O.L.) for each yard shown (i.e., 4.75 x 18 = 85.5 sq. ft.).

Contrasting Upholstery

When contrasting fabric is chosen, price at highest in-grade.

Minimum Fabric/Leather Quantity

Minimum order for fabric is 1 yard. Minimum order for leather is 1 hide (approx-

mately 50 sq. ft.).

Moisture Barrier

Moisture barrier is applied underneath the fabric cover as a means of protecting the foam. Not available with TB133.

California TB133 Fire Safety Code

The above seating products can be manufactured using the appropriate flame-retardant materials and fabric selections for compliance to California Technical Bulletin 133. Please contact KI customer service for fabric compliance. Not available with moisture barrier.

Construction

Seat and back frame constructed of welded structural steel. Back frame constructed of kiln-dried hardwood and laminated plywood. Arms constructed of kiln-dried hardwood. Cushions are multiple densities of polyurethane foam. Storage compartments constructed of laminate plywood, black paint standard.

SPECIAL SERVICES

Special Carton Marking

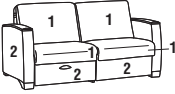

With specially marked information N/C

Shipping

Shipped **assembled freight prepaid f.o.b. High Point, North Carolina 27263** factory. Freight class #125.

Specifications and prices are subject to change without prior notice.

Three® Sleeper

MODEL	Features	COM	MODEL NUMBER						
			Basic Model	Non-Contrast or Fabric Contrast 1	Fabric Contrast 2	Pull Color	Wood Finish	Fire Code	Moisture Barrier
 <p>Loveseat Sleeper - LFS (Open, Left Side Facing)</p> <ul style="list-style-type: none"> 1 = Seat and back (Fabric Contrast 1) C.O.M. = 7.5 yd 2 = Arms and frame (Fabric Contrast 2) C.O.M. = 6 yd 	Non-contrast	13 yd	TLSS/LFS/NC	<input type="checkbox"/> <input type="checkbox"/> <input type="checkbox"/> <input type="checkbox"/>		<input type="checkbox"/> <input type="checkbox"/> <input type="checkbox"/> <input type="checkbox"/>	<input type="checkbox"/> <input type="checkbox"/>	<input type="checkbox"/> <input type="checkbox"/>	<input type="checkbox"/> <input type="checkbox"/>
	Contrast		TLSS/LFS/FC	<input type="checkbox"/> <input type="checkbox"/> <input type="checkbox"/> <input type="checkbox"/>	<input type="checkbox"/> <input type="checkbox"/> <input type="checkbox"/> <input type="checkbox"/>	<input type="checkbox"/> <input type="checkbox"/> <input type="checkbox"/> <input type="checkbox"/>	<input type="checkbox"/> <input type="checkbox"/>	<input type="checkbox"/> <input type="checkbox"/>	<input type="checkbox"/> <input type="checkbox"/>
THRLS									
 <p>Loveseat Sleeper - RFS (Open, Right Side Facing)</p> <ul style="list-style-type: none"> 1 = Seat and back (Fabric Contrast 1) C.O.M. = 7.5 yd 2 = Arms and frame (Fabric Contrast 2) C.O.M. = 6 yd 	Non-contrast	13 yd	TLSS/RFS/NC	<input type="checkbox"/> <input type="checkbox"/> <input type="checkbox"/> <input type="checkbox"/>		<input type="checkbox"/> <input type="checkbox"/> <input type="checkbox"/> <input type="checkbox"/>	<input type="checkbox"/> <input type="checkbox"/>	<input type="checkbox"/> <input type="checkbox"/>	<input type="checkbox"/> <input type="checkbox"/>
	Contrast		TLSS/RFS/FC	<input type="checkbox"/> <input type="checkbox"/> <input type="checkbox"/> <input type="checkbox"/>	<input type="checkbox"/> <input type="checkbox"/> <input type="checkbox"/> <input type="checkbox"/>	<input type="checkbox"/> <input type="checkbox"/> <input type="checkbox"/> <input type="checkbox"/>	<input type="checkbox"/> <input type="checkbox"/>	<input type="checkbox"/> <input type="checkbox"/>	<input type="checkbox"/> <input type="checkbox"/>
THRLS									

A **B** **C** **D** **E** **F** **G**

HOW TO ORDER

Indicate the following information on order form:

- Quantity of each item.
- Model number, including options. See "How To Build a Model Number".
- Any special service required.

Note: • The indicates that a choice is required.

- The absence of the indicates that no choice is required.
- Alpha-numeric characters in place of indicate that no other alternatives are available.

HOW TO BUILD A MODEL NUMBER

- A** Select basic model.
- B** Select non-contrast or fabric contrast 1.
Refer to color addendum at ki.com or KI Fabrics & Finishes binder.
- C** Select fabric contrast 2.
Refer to color addendum at ki.com or KI Fabrics & Finishes binder.
- D** Select pull handle color.
Refer to color addendum at ki.com or KI Fabrics & Finishes binder.
- E** Select wood finish color.
Refer to color addendum at ki.com or KI Fabrics & Finishes binder.
For Kensington Maple add upcharge.
- F** Select fire code.
NFR - Compliance to TB 117-2013
FR - Compliance to TB 133
See pricing column for TB133 upcharge.

- G** Select moisture barrier.
NMB - No moisture barrier
MB - Moisture barrier
See pricing column for moisture barrier upcharge.

KENSINGTON MAPLE UPCHARGE

Kensington Maple requires extended leadtimes.

Model	
TLS/NC	\$16
TLS/FC	\$16
TLSS/LFS/NC	\$47
TLSS/RFS/NC	\$47
TLS/DS/NC	\$47
TLSS/LFS/FC	\$47
TLSS/RFS/FC	\$47
TLSS/DS/FC	\$47



Approx. Packaged Weight	Grade C.O.M.	Grade C	Grade D	Grade E & C.O.L.	Grade F	Grade G	Grade H	Grade I	Grade J	Grade K	Grade L Leather	Grade M Leather	TB133 add to list price	Moisture Barrier add to list price
225.0#	\$ 4824	\$ 4922	\$ 5086	\$ 5280	\$ 5408	\$ 5665	\$ 5926	\$ 6250	\$ 6897	\$ 7547	\$ 8206	\$ 9550	\$ 479	\$ 289
225.0#	4904	5002	5166	5360	5489	5747	6007	6330	6979	7629	8286	9632	479	289
225.0#	\$ 4824	\$ 4922	\$ 5086	\$ 5280	\$ 5408	\$ 5665	\$ 5926	\$ 6250	\$ 6897	\$ 7547	\$ 8206	\$ 9550	\$ 479	\$ 289
225.0#	4904	5002	5166	5360	5489	5747	6007	6330	6979	7629	8286	9632	479	289

INFORMATION

C.O.M. Requirements

C.O.M. yardage requirements listed above are based on plain goods 54" wide. If less than 54" wide or fabrics requiring matching (stripes, plaids, prints, large patterns), additional yardage will be needed. Consult C.O.M. matrix on the Ordering C.O.M. and C.O.L. page for additional yardage needed. For C.O.M. fabric sent to KI-High Point on multiple rolls, add an additional yard of fabric per roll to the yardage requirements.

C.O.L. Requirements

Figure 18 sq. ft. of leather (C.O.L.) for each yard shown (i.e., 4.75 x 18 = 85.5 sq. ft.).

Contrasting Upholstery

When contrasting fabric is chosen, price at highest in-grade.

Minimum Fabric/Leather Quantity

Minimum order for fabric is 1 yard. Minimum order for leather is 1 hide (approx-

mately 50 sq. ft).

Moisture Barrier

Moisture barrier is applied underneath the fabric cover as a means of protecting the foam. Not available with TB133.

California TB133 Fire Safety Code

The above seating products can be manufactured using the appropriate flame-retardant materials and fabric selections for compliance to California Technical Bulletin 133. Please contact KI customer service for fabric compliance. Not available with moisture barrier.

Construction

Seat and back frame constructed of welded structural steel. Back frame constructed of kiln-dried hardwood and laminated plywood. Arms constructed of kiln-dried hardwood. Cushions are multiple densities of polyurethane foam. Storage compartments constructed of laminate plywood, black paint standard.

Options

Casters are NOT available on TLSS loveseat sleeper.

SPECIAL SERVICES

Special Carton Marking

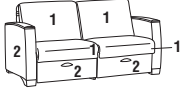
With specially marked information N/C

Shipping

Shipped **assembled freight prepaid f.o.b. High Point, North Carolina 27263** factory. Freight class #125.

Specifications and prices are subject to change without prior notice.

Three® Sleeper

MODEL	Features	COM	MODEL NUMBER								
			Basic Model	Non-Contrast or Fabric Contrast 1	Fabric Contrast 2	Pull Color	Wood Finish	Fire Code	Moisture Barrier		
 <p>THRLS</p>	Loveseat Sleeper - DS (Open, Both Sides Facing) • 1 = Seat and back (Fabric Contrast 1) C.O.M. = 7.5 yd • 2 = Arms and frame (Fabric Contrast 2) C.O.M. = 6 yd	Non-contrast	13 yd	TLSS/DS/NC	□□□□		□□□□	□□□	□□□	□□□	
		Contrast		TLSS/DS/FC	□□□□	□□□□	□□□□	□□□	□□□	□□□	

A **B** **C** **D** **E** **F** **G**

HOW TO ORDER

Indicate the following information on order form:

- Quantity of each item.
- Model number, including options. See "How To Build a Model Number".
- Any special service required.

Note: • The □ indicates that a choice is required.

- The absence of the □ indicates that no choice is required.
- Alpha-numeric characters in place of □ indicate that no other alternatives are available.

HOW TO BUILD A MODEL NUMBER

- A** Select basic model.
- B** Select non-contrast or fabric contrast 1. Refer to color addendum at ki.com or KI Fabrics & Finishes binder.
- C** Select fabric contrast 2. Refer to color addendum at ki.com or KI Fabrics & Finishes binder.
- D** Select pull handle color. Refer to color addendum at ki.com or KI Fabrics & Finishes binder.
- E** Select wood finish color. Refer to color addendum at ki.com or KI Fabrics & Finishes binder. For Kensington Maple add upcharge.
- F** Select fire code.
NFR - Compliance to TB 117-2013
FR - Compliance to TB 133
 See pricing column for TB133 upcharge.

- G** Select moisture barrier.
NMB - No moisture barrier
MB - Moisture barrier
 See pricing column for moisture barrier upcharge.

KENSINGTON MAPLE UPCHARGE

Kensington Maple requires extended leadtimes.

Model	Upcharge
TLS/NC	\$16
TLS/FC	\$16
TLSS/LFS/NC	\$47
TLSS/RFS/NC	\$47
TLS/DS/NC	\$47
TLSS/LFS/FC	\$47
TLSS/RFS/FC	\$47
TLSS/DS/FC	\$47



Approx. Packaged Weight	Grade C.O.M.	Grade C	Grade D	Grade E & C.O.L.	Grade F	Grade G	Grade H	Grade I	Grade J	Grade K	Grade L Leather	Grade M Leather	TB133 add to list price	Moisture Barrier add to list price
285.0#	\$ 6121	\$ 6219	\$ 6382	\$ 6576	\$ 6704	\$ 6964	\$ 7224	\$ 7547	\$ 8194	\$ 8842	\$ 9503	\$ 10849	\$ 479	\$ 289
285.0#	6202	6300	6463	6657	6784	7042	7305	7629	8273	8923	9585	10928	479	289

INFORMATION

C.O.M. Requirements

C.O.M. yardage requirements listed above are based on plain goods 54" wide. If less than 54" wide or fabrics requiring matching (stripes, plaids, prints, large patterns), additional yardage will be needed. Consult C.O.M. matrix on the Ordering C.O.M. and C.O.L. page for additional yardage needed. For C.O.M. fabric sent to KI-High Point on multiple rolls, add an additional yard of fabric per roll to the yardage requirements.

C.O.L. Requirements

Figure 18 sq. ft. of leather (C.O.L.) for each yard shown (i.e., 4.75 x 18 = 85.5 sq. ft.).

Contrasting Upholstery

When contrasting fabric is chosen, price at highest in-grade.

Minimum Fabric/Leather Quantity

Minimum order for fabric is 1 yard. Minimum order for leather is 1 hide (approx-

mately 50 sq. ft).

Moisture Barrier

Moisture barrier is applied underneath the fabric cover as a means of protecting the foam. Not available with TB133.

California TB133 Fire Safety Code

The above seating products can be manufactured using the appropriate flame-retardant materials and fabric selections for compliance to California Technical Bulletin 133. Please contact KI customer service for fabric compliance. Not available with moisture barrier.

Construction

Seat and back frame constructed of welded structural steel. Back frame constructed of kiln-dried hardwood and laminated plywood. Arms constructed of kiln-dried hardwood. Cushions are multiple densities of polyurethane foam. Storage compartments constructed of laminate plywood, black paint standard.

Options

Casters are NOT available on TLSS loveseat sleeper.

SPECIAL SERVICES

Special Carton Marking

With specially marked information N/C

Shipping

Shipped **assembled freight prepaid f.o.b. High Point, North Carolina 27263** factory. Freight class #125.

Specifications and prices are subject to change without prior notice.

Three®

Sleeper Replacement Parts

	MODEL	COM	MODEL NUMBER				Approx. Packaged Weight	Grade C.O.M.	Grade C
			Basic Model	Non-Contrast or Fabric Contrast 1	Fire Code	Moisture Barrier			
THRLS	Loveseat Sleeper Replacement Seat & Back Cushions - LFS • Open, left side facing	3.75 yd	TLSSC/LFS	□□□□	□□□	□□□	25.0#	\$ 754	\$ 772
THRLS	Loveseat Sleeper Replacement Seat & Back Cushions - RFS • Open, right side facing	3.75 yd	TLSSC/RFS	□□□□	□□□	□□□	25.0#	\$ 754	\$ 772
THRLS	Loveseat Sleeper Replacement Seat & Back Cushions - DS • Open, both sides facing	7.5 yd	TLSSC/DS	□□□□	□□□	□□□	50.0#	\$ 1503	\$ 1547

A
B
C
D

HOW TO ORDER

Indicate the following information on order form:

- Quantity of each item.
- Model number, including options. See "How To Build a Model Number".
- Any special service required.

Note: • The □ indicates that a choice is required.

- The absence of the □ indicates that no choice is required.
- Alpha-numeric characters in place of □ indicate that no other alternatives are available.

HOW TO BUILD A MODEL NUMBER

- A** Select basic model.
- B** Select non-contrast or fabric contrast 1. Refer to color addendum at ki.com or KI Fabrics & Finishes binder.
- C** Select fire code.
NFR - Compliance to TB 117-2013
FR - Compliance to TB 133
 See pricing column for TB133 upcharge.
- D** Select moisture barrier.
NMB - No moisture barrier
MB - Moisture barrier
 See pricing column for moisture barrier upcharge.

INFORMATION

C.O.M. Requirements

C.O.M. yardage requirements listed above are based on plain goods 54" wide. If less than 54" wide or fabrics requiring matching (stripes, plaids, prints, large patterns), additional yardage will be needed. Consult C.O.M. matrix on the Ordering C.O.M. and C.O.L. page for additional yardage needed. For C.O.M. fabric sent to KI-High Point on multiple rolls, add an additional yard of fabric per roll to the yardage requirements.

C.O.L. Requirements

Figure 18 sq. ft. of leather (C.O.L.) for each yard shown (i.e., 4.75 x 18 = 85.5 sq. ft.).

Moisture Barrier

Moisture barrier is applied underneath the fabric cover as a means of protecting the foam. Not available with TB133.

California TB133 Fire Safety Code

The above seating products can be



Grade D	Grade E & C.O.L.	Grade F	Grade G	Grade H	Grade I	Grade J	Grade K	Grade L Leather	Grade M Leather	TB133 add to list price	Moisture Barrier add to list price
\$ 811	\$ 858	\$ 886	\$ 947	\$ 1005	\$ 1080	\$ 1229	\$ 1380	\$ 1529	\$ 1829	\$ 134	\$ 171
\$ 811	\$ 858	\$ 886	\$ 947	\$ 1005	\$ 1080	\$ 1229	\$ 1380	\$ 1529	\$ 1829	\$ 134	\$ 171
\$ 1628	\$ 1715	\$ 1773	\$ 1892	\$ 2010	\$ 2160	\$ 2459	\$ 2757	\$ 3056	\$ 3655	\$ 134	\$ 171

manufactured using the appropriate flame-retardant materials and fabric selections for compliance to California Technical Bulletin 133. Please contact KI customer service for fabric compliance. Not available with moisture barrier.

SPECIAL SERVICES

Special Carton Marking

With specially marked information N/C

Shipping

Shipped **k.d. freight prepaid f.o.b. High Point, North Carolina 27263** factory. Freight class #125.

Specifications and prices are subject to change without prior notice.

Three® Sleeper Recliner



THSR

MODEL	Features	COM	MODEL NUMBER						
			Basic Model	Non-Contrast or Fabric Contrast 1	Fabric Contrast 2	I.V. Pole	Catheter Attachment	Arm Cap	Wood Finish
Recliner • 1 = Back, arms and footrest (Fabric Contrast 1) C.O.M. = 6 yd • 2 = Seat (Fabric Contrast 2) C.O.M. = 1.75 yd	Non-contrast	6.5 yd	TSR/NC	□□□□		□□□	□□□	□□□□	□□□
	Contrast		TSR/FC	□□□□	□□□□	□□□	□□□	□□□□	□□□

A **B** **C** **D** **E** **F** **G**

HOW TO ORDER

Indicate the following information on order form:

- Quantity of each item.
- Model number, including options. See "How To Build a Model Number".
- Any special service required.

Note: • The indicates that a choice is required.

- The absence of the indicates that no choice is required.
- Alpha-numeric characters in place of indicate that no other alternatives are available.

HOW TO BUILD A MODEL NUMBER

- A** Select basic model.
- B** Select non-contrast or fabric contrast 1. Refer to color addendum at ki.com or KI Fabrics & Finishes binder.
- C** Select fabric contrast 2. Refer to color addendum at ki.com or KI Fabrics & Finishes binder.
- D** Select I.V. pole (facing).

NS	- No pole
LRFV	- Left facing-rear; add \$318
RFFV	- Right facing-front; add \$318
RRFV	- Right facing-rear; add \$318

 Left facing = right-handed when seated
 Right facing = left-handed when seated
- E** Select catheter bag attachment hook (facing).

NCA	- No catheter attachment
LRCA	- Left facing-rear; add \$50
RFCA	- Right facing-front; add \$50
- RRCA** - Right facing-rear; add \$50
- F** Select armcaps.

PCAP	- Urethane (pair); add \$186
STD	- Wood (standard)
- G** Select wood finish color. Refer to color addendum at ki.com or KI Fabrics & Finishes binder. For Kensington Maple add upcharge.

INFORMATION

Moisture Barrier \$273
 TB133 \$437

Kensington Maple Upcharge

Kensington Maple requires extended leadtimes.
 Model Recliners \$16

Options

Additional options may be ordered. Add /xx to the end of the model number and upcharge.

Trendelenburg /TM and \$403

Monitor Arm /RFMA - Right facing and \$687

C.O.M. Requirements

C.O.M. yardage requirements listed above are based on plain goods 54" wide. If less than 54" wide or fabrics requiring matching



Approx. Packaged Weight	Grade C.O.M.	Grade C	Grade D	Grade E & C.O.L.	Grade F	Grade G	Grade H	Grade I	Grade J	Grade K	Grade L Leather	Grade M Leather	TB133 add to list price	Moisture Barrier add to list price
175.0#	\$ 3948	\$ 4001	\$ 4085	\$ 4187	\$ 4256	\$ 4392	\$ 4527	\$ 4732	\$ 5114	\$ 5468	\$ 5808	\$ 6484	\$ 437	\$ 273
175.0#	4029	4082	4166	4267	4335	4473	4606	4813	5195	5548	5888	6564	437	273

(stripes, plaids, prints, large patterns), additional yardage will be needed. Consult C.O.M. matrix on the Ordering C.O.M. and C.O.L. page for additional yardage needed. For C.O.M. fabric sent to KI-High Point on multiple rolls, add an additional yard of fabric per roll to the yardage requirements.

C.O.L. Requirements

Figure 18 sq. ft. of leather (C.O.L.) for each yard shown (i.e., 4.75 x 18 = 85.5 sq. ft.).

Contrasting Upholstery

When contrasting fabric is chosen, price at highest in-grade.

Minimum Fabric/Leather Quantity

Minimum order for fabric is 1 yard. Minimum order for leather is 1 hide (approximately 50 sq. ft.).

California TB133 Fire Safety Code

The above seating products can be manufactured using the appropriate flame-retardant materials and fabric selections for

compliance to California Technical Bulletin 133. Add "FR" to end of model number and add upcharge. Please contact KI customer service for fabric compliance. Not available with moisture barrier. Nano-Tex treatments can be used when TB133 is required.

Construction

Wood arms (field replaceable) and armcaps of kiln-dried hardwood. Sleeper recliner mechanism constructed of 12-gauge (or greater) tubular steel bolted to wood arms at 16 locations. Ottoman mechanism constructed of 10-gauge steel mounted to chair frame. Back shell is 1/2" hardwood plywood (4-ply) glued and stapled, using modified mortise and tenon joints. Seat shell is 1/2" hardwood plywood (4-ply and 7-ply) glued and stapled using modified mortise and tenon joints. Cushioning of multiple densities of polyurethane foam. Seat and back are field replaceable. Removable headrest with operating instructions on back. Soft touch ottoman release and push/pull handles. Casters front swivel and rear

locking swivel.

Options

TSR cannot be manufactured without casters and pushbar.

SPECIAL SERVICES

Special Carton Marking

With specially marked information N/C

Shipping

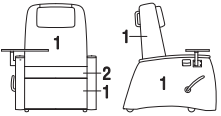
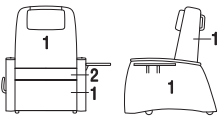
Shipped **assembled freight prepaid f.o.b. High Point, North Carolina 27263** factory. Freight class #250.

Specifications and prices are subject to change without prior notice.

Three®

Sleeper Recliner

Features	COM	MODEL NUMBER								Approx. Packaged Weight
		Basic Model	Non-Contrast or Fabric Contrast 1	Fabric Contrast 2	I.V. Pole	Catheter Attachment	Arm Cap	Wood Finish	Laminate Color	
THSR Recliner (w/ Laminate Side Articulating Tablet) - Non-Contrast	Right facing 6.75 yd	TSR/NC/RFT/LT	□□□□		□□□	□□□	□□□□	□□□	□□□	180.0#
THSR Recliner (w/ Laminate Side Articulating Tablet) - Contrast	Right facing 6.75 yd	TSR/FC/RFT/LT	□□□□	□□□□	□□□	□□□	□□□□	□□□	□□□	180.0#
THSR Recliner (w/ Laminate Top Articulating Tablet) - Non-Contrast	Left facing 6.75 yd	TSR/NC/LFRT/LT	□□□□		□□□	□□□	□□□□	□□□	□□□	180.0#
	Right facing 6.75 yd	TSR/NC/RFRT/LT	□□□□		□□□	□□□	□□□□	□□□	□□□	180.0#
THSR Recliner (w/ Laminate Top Articulating Tablet) - Contrast	Left facing 6.75 yd	TSR/FC/LFRT/LT	□□□□	□□□□	□□□	□□□	□□□□	□□□	□□□	180.0#
	Right facing 6.75 yd	TSR/FC/RFRT/LT	□□□□	□□□□	□□□	□□□	□□□□	□□□	□□□	180.0#



A **B** **C** **D** **E** **F** **G** **H**

HOW TO ORDER

Indicate the following information on order form:

- Quantity of each item.
- Model number, including options. See "How To Build a Model Number".
- Any special service required.

Note: • The indicates that a choice is required.

- The absence of the indicates that no choice is required.
- Alpha-numeric characters in place of indicate that no other alternatives are available.

HOW TO BUILD A MODEL NUMBER

- A** Select basic model.
- B** Select non-contrast or fabric contrast 1. Refer to color addendum at ki.com or KI Fabrics & Finishes binder.
- C** Select fabric contrast 2. Refer to color addendum at ki.com or KI Fabrics & Finishes binder.
- D** Select I.V. pole (facing).
 - NS** - No pole
 - LRFIV** - Left facing-rear; add \$318
 - RFFIV** - Right facing-front; add \$318
 - RRFIV** - Right facing-rear; add \$318
 If top articulating table is specified, table, I.V. pole and/or catheter bag attachment must all be specified in unique locations.

Left facing = right-handed when seated
Right facing = left-handed when seated
- E** Select catheter attachment.

- NCA** - No catheter attachment
 - LRCA** - Left facing-rear; add \$50
 - RFCA** - Right facing-front; add \$50
 - RRCA** - Right facing-rear; add \$50
- If top articulating table is specified, table, I.V. pole and/or catheter bag attachment must all be specified in unique locations.
- F** Select armcaps.
 - PCAP** - Urethane (pair); add \$186
 - STD** - Wood (standard)

- G** Select wood finish color. Refer to color addendum at ki.com or KI Fabrics & Finishes binder. For Kensington Maple add upcharge.

- H** Select laminate color. Refer to color addendum at ki.com or KI Fabrics & Finishes binder.

INFORMATION

Moisture Barrier \$273
TB133 \$437

Kensington Maple Upcharge

Kensington Maple requires extended leadtimes.
Model Recliners \$16

Options

Additional options may be ordered. Add /xx to the end of the model number and upcharge.

Trendelenburg /TM and \$403

Monitor Arm /RFMA - Right facing and \$687

Monitor arm is mounted on right facing side of chair. If monitor arm is selected, a right facing tablet cannot be selected.



Grade C.O.M.	Grade C	Grade D	Grade E & C.O.L.	Grade F	Grade G	Grade H	Grade I	Grade J	Grade K	Grade L Leather	Grade M Leather	TB133 add to list price	Moisture Barrier add to list price
\$ 4375	\$ 4425	\$ 4508	\$ 4611	\$ 4678	\$ 4815	\$ 4950	\$ 5155	\$ 5538	\$ 5892	\$ 6231	\$ 6908	\$ 437	\$ 273
\$ 4454	\$ 4504	\$ 4589	\$ 4692	\$ 4758	\$ 4895	\$ 5031	\$ 5236	\$ 5617	\$ 5972	\$ 6312	\$ 6988	\$ 437	\$ 273
\$ 4375	\$ 4425	\$ 4508	\$ 4611	\$ 4678	\$ 4815	\$ 4950	\$ 5155	\$ 5538	\$ 5892	\$ 6231	\$ 6908	\$ 437	\$ 273
4375	4425	4508	4611	4678	4815	4950	5155	5538	5892	6231	6908	437	273
\$ 4454	\$ 4504	\$ 4589	\$ 4692	\$ 4758	\$ 4895	\$ 5031	\$ 5236	\$ 5617	\$ 5972	\$ 6312	\$ 6988	\$ 437	\$ 273
4454	4504	4589	4692	4758	4895	5031	5236	5617	5972	6312	6988	437	273

C.O.M. Requirements

C.O.M. yardage requirements listed above are based on plain goods 54" wide. If less than 54" wide or fabrics requiring matching (stripes, plaids, prints, large patterns), additional yardage will be needed. Consult C.O.M. matrix on the Ordering C.O.M. and C.O.L. page for additional yardage needed. For C.O.M. fabric sent to KI-High Point on multiple rolls, add an additional yard of fabric per roll to the yardage requirements.

C.O.L. Requirements

Figure 18 sq. ft. of leather (C.O.L.) for each yard shown (i.e., 4.75 x 18 = 85.5 sq. ft.).

Contrasting Upholstery

When contrasting fabric is chosen, price at highest in-grade.

Minimum Fabric/Leather Quantity

Minimum order for fabric is 1 yard. Minimum order for leather is 1 hide (approximately 50 sq. ft.).

California TB133 Fire Safety Code

The above seating products can be manufactured using the appropriate flame-retardant materials and fabric selections for compliance to California Technical Bulletin 133. Add "FR" to end of model number and add upcharge. Please contact KI customer service for fabric compliance. Not available with moisture barrier. Nano-Tex treatments can be used when TB133 is required.

Construction

Wood arms (field replaceable) and armcaps of kiln-dried hardwood. Sleeper recliner mechanism constructed of 12-gauge (or greater) tubular steel bolted to wood arms at 16 locations. Ottoman mechanism constructed of 10-gauge steel mounted to chair frame. Back shell is 1/2" hardwood plywood (4-ply) glued and stapled, using modified mortise and tenon joints. Seat shell is 1/2" hardwood plywood (4-ply and 7-ply) glued and stapled using modified mortise and tenon joints. Cushioning of multiple densities of polyurethane foam.

Seat and back are field replaceable. Removable headrest with operating instructions on back. Soft touch ottoman release and push/pull handles. Casters front swivel and rear locking swivel.

Options

TSR cannot be manufactured without casters and pushbar.

SPECIAL SERVICES

Special Carton Marking

With specially marked information N/C

Shipping

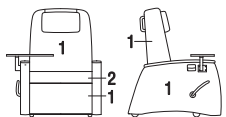
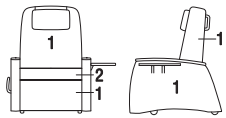
Shipped **assembled freight prepaid f.o.b. High Point, North Carolina 27263** factory. Freight class #250.

Specifications and prices are subject to change without prior notice.

Three®

Sleeper Recliner

Features	COM	MODEL NUMBER								Approx. Packaged Weight	
		Basic Model	Non-Contrast or Fabric Contrast 1	Fabric Contrast 2	I.V. Pole	Catheter Attachment	Arm Cap	Wood Finish	Veneer Color		
THSR Recliner (w/ Veneer Side Articulating Tablet) - Non-Contrast	Right facing 6.75 yd	TSR/NC/RFT/VT	□□□□			□□□	□□□	□□□□	□□□	□□□	180.0#
THSR Recliner (w/ Veneer Side Articulating Tablet) - Contrast	Right facing 6.75 yd	TSR/FC/RFT/VT	□□□□	□□□□		□□□	□□□	□□□□	□□□	□□□	180.0#
THSR Recliner (w/ Veneer Top Articulating Tablet) - Non-Contrast	Left facing 6.75 yd Right facing 6.75 yd	TSR/NC/LFRT/VT TSR/NC/RFRT/VT	□□□□ □□□□			□□□ □□□	□□□ □□□	□□□□ □□□□	□□□ □□□	□□□ □□□	180.0# 180.0#
THSR Recliner (w/ Veneer Top Articulating Tablet) - Contrast	Left facing 6.75 yd Right facing 6.75 yd	TSR/FC/LFRT/VT TSR/FC/RFRT/VT	□□□□ □□□□	□□□□		□□□ □□□	□□□ □□□	□□□□ □□□□	□□□ □□□	□□□ □□□	180.0# 180.0#



A **B** **C** **D** **E** **F** **G** **H**

HOW TO ORDER

Indicate the following information on order form:

- Quantity of each item.
- Model number, including options. See "How To Build a Model Number".
- Any special service required.

Note: • The □ indicates that a choice is required.

- The absence of the □ indicates that no choice is required.
- Alpha-numeric characters in place of □ indicate that no other alternatives are available.

HOW TO BUILD A MODEL NUMBER

- A** Select basic model.
- B** Select non-contrast or fabric contrast 1. Refer to color addendum at ki.com or KI Fabrics & Finishes binder.
- C** Select fabric contrast 2. Refer to color addendum at ki.com or KI Fabrics & Finishes binder.
- D** Select I.V. pole (facing).

NS	- No pole
LRFIV	- Left facing-rear; add \$318
RFFIV	- Right facing-front; add \$318
RRFIV	- Right facing-rear; add \$318

If top articulating table is specified, table, I.V. pole and/or catheter bag attachment must all be specified in unique locations.

Left facing = right-handed when seated
Right facing = left-handed when seated
- E** Select catheter bag attachment hook

- (facing).

NCA	- No catheter attachment
LRCA	- Left facing-rear; add \$50
RFCA	- Right facing-front; add \$50
RRCA	- Right facing-rear; add \$50

If top articulating table is specified, table, I.V. pole and/or catheter bag attachment must all be specified in unique locations.

- F** Select armcaps.

PCAP	- Urethane (pair); add \$186
STD	- Wood (standard)
- G** Select wood finish color. Refer to color addendum at ki.com or KI Fabrics & Finishes binder. For Kensington Maple add upcharge.
- H** Select veneer color. Refer to color addendum at ki.com or KI Fabrics & Finishes binder.

INFORMATION

Moisture Barrier \$273
TB133 \$437

Kensington Maple Upcharge

Kensington Maple requires extended leadtimes.
Model Recliners \$16

Options

Additional options may be ordered. Add /xx to the end of the model number and upcharge.

Trendelenburg /TM and \$403

Monitor Arm /RFMA - Right facing and \$687

Monitor arm is mounted on right facing side of chair. If monitor arm is selected, a right facing tablet cannot be selected.



Grade C.O.M.	Grade C	Grade D	Grade E & C.O.L.	Grade F	Grade G	Grade H	Grade I	Grade J	Grade K	Grade L Leather	Grade M Leather	TB133 add to list price	Moisture Barrier add to list price
\$ 4375	\$ 4425	\$ 4508	\$ 4611	\$ 4678	\$ 4815	\$ 4950	\$ 5155	\$ 5538	\$ 5892	\$ 6231	\$ 6908	\$ 437	\$ 273
\$ 4454	\$ 4504	\$ 4589	\$ 4692	\$ 4758	\$ 4895	\$ 5031	\$ 5236	\$ 5617	\$ 5972	\$ 6312	\$ 6988	\$ 437	\$ 273
\$ 4375	\$ 4425	\$ 4508	\$ 4611	\$ 4678	\$ 4815	\$ 4950	\$ 5155	\$ 5538	\$ 5892	\$ 6231	\$ 6908	\$ 437	\$ 273
4375	4425	4508	4611	4678	4815	4950	5155	5538	5892	6231	6908	437	273
\$ 4454	\$ 4504	\$ 4589	\$ 4692	\$ 4758	\$ 4895	\$ 5031	\$ 5236	\$ 5617	\$ 5972	\$ 6312	\$ 6988	\$ 437	\$ 273
4454	4504	4589	4692	4758	4895	5031	5236	5617	5972	6312	6988	437	273

C.O.M. Requirements

C.O.M. yardage requirements listed above are based on plain goods 54" wide. If less than 54" wide or fabrics requiring matching (stripes, plaids, prints, large patterns), additional yardage will be needed. Consult C.O.M. matrix on the Ordering C.O.M. and C.O.L. page for additional yardage needed. For C.O.M. fabric sent to KI-High Point on multiple rolls, add an additional yard of fabric per roll to the yardage requirements.

C.O.L. Requirements

Figure 18 sq. ft. of leather (C.O.L.) for each yard shown (i.e., 4.75 x 18 = 85.5 sq. ft.).

Contrasting Upholstery

When contrasting fabric is chosen, price at highest in-grade.

Minimum Fabric/Leather Quantity

Minimum order for fabric is 1 yard. Minimum order for leather is 1 hide (approximately 50 sq. ft.).

California TB133 Fire Safety Code

The above seating products can be manufactured using the appropriate flame-retardant materials and fabric selections for compliance to California Technical Bulletin 133. Add "FR" to end of model number and add upcharge. Please contact KI customer service for fabric compliance. Not available with moisture barrier. Nano-Tex treatments can be used when TB133 is required.

Construction

Wood arms (field replaceable) and armcaps of kiln-dried hardwood. Sleeper recliner mechanism constructed of 12-gauge (or greater) tubular steel bolted to wood arms at 16 locations. Ottoman mechanism constructed of 10-gauge steel mounted to chair frame. Back shell is 1/2" hardwood plywood (4-ply) glued and stapled, using modified mortise and tenon joints. Seat shell is 1/2" hardwood plywood (4-ply and 7-ply) glued and stapled using modified mortise and tenon joints. Cushioning of multiple densities of polyurethane foam.

Seat and back are field replaceable. Removable headrest with operating instructions on back. Soft touch ottoman release and push/pull handles. Casters front swivel and rear locking swivel.

Options

TSR cannot be manufactured without casters and pushbar.

SPECIAL SERVICES

Special Carton Marking

With specially marked information N/C

Shipping

Shipped assembled freight prepaid f.o.b. High Point, North Carolina 27263 factory. Freight class #250.

Specifications and prices are subject to change without prior notice.

Three®

Sleeper Recliner Replacement Parts

	MODEL	COM	MODEL NUMBER		Approx. Packaged Weight	Grade C.O.M.	Grade C	Grade D
			Basic Model	Non-Contrast or Fabric Contrast 1				
THSR	Replacement Seat & Back	3 yd	TSR-RSB	<input type="checkbox"/> <input type="checkbox"/> <input type="checkbox"/> <input type="checkbox"/>	50.0#	\$ 1086	\$ 1109	\$ 1148
THSR	Replacement Footrest	.75 yd	TSR-RFR	<input type="checkbox"/> <input type="checkbox"/> <input type="checkbox"/> <input type="checkbox"/>	10.0#	\$ 277	\$ 282	\$ 292
THSR	Replacement Headrest	.75 yd	TSR-RHR	<input type="checkbox"/> <input type="checkbox"/> <input type="checkbox"/> <input type="checkbox"/>	5.0#	\$ 309	\$ 317	\$ 325

A

B

HOW TO ORDER

Indicate the following information on order form:

1. Quantity of each item.
2. Model number, including options. See "How To Build a Model Number".
3. Any special service required.

Note:

- The indicates that a choice is required.
- The absence of the indicates that no choice is required.
- Alpha-numeric characters in place of indicate that no other alternatives are available.

HOW TO BUILD A MODEL NUMBER

- A** Select basic model.
- B** Select non-contrast or fabric contrast 1. Refer to color addendum at ki.com or KI Fabrics & Finishes binder.

INFORMATION

C.O.M. Requirements

C.O.M. yardage requirements listed above are based on plain goods 54" wide. If less than 54" wide or fabrics requiring matching (stripes, plaids, prints, large patterns), additional yardage will be needed. Consult C.O.M. matrix on the Ordering C.O.M. and C.O.L. page for additional yardage needed. For C.O.M. fabric sent to KI-High Point on multiple rolls, add an additional yard of fabric per roll to the yardage requirements.

C.O.L. Requirements

Figure 18 sq. ft. of leather (C.O.L.) for each yard shown (i.e., 4.75 x 18 = 85.5 sq. ft.).

Contrasting Upholstery

When contrasting fabric is chosen, price at highest in-grade.

California TB133 Fire Safety Code

The above seating products can be manufactured using the appropriate flame-



Grade E & C.O.L.	Grade F	Grade G	Grade H	Grade I	Grade J	Grade K	Grade L Leather	Grade M Leather
\$ 1193	\$ 1227	\$ 1287	\$ 1352	\$ 1430	\$ 1587	\$ 1743	\$ 1900	\$ 2214
\$ 305	\$ 310	\$ 326	\$ 343	\$ 363	\$ 402	\$ 442	\$ 482	\$ 559
\$ 335	\$ 344	\$ 362	\$ 376	\$ 396	\$ 435	\$ 472	\$ 513	\$ 592

retardant materials and fabric selections for compliance to California Technical Bulletin 133. Add "FR" to end of model number and add upcharge. Please contact KI customer service for fabric compliance. Not available with moisture barrier. Nano-Text treatments can be used when TB133 is required.

SPECIAL SERVICES

Special Carton Marking

With specially marked information N/C


Shipping

Shipped **k.d. freight prepaid f.o.b. High Point, North Carolina 27263** factory. Freight class #175.

Specifications and prices are subject to change without prior notice.

Three®

Bariatric

MODEL	Features	COM	MODEL NUMBER							
			Basic Model	Non-Contrast or Fabric Contrast 1	Fabric Contrast 2	Wood Finish	Arm Cap	Fire Code	Moisture Barrier	
 <p>THBS</p> <p>Bariatric Chair</p> <ul style="list-style-type: none"> 1 = Back and arms (Fabric Contrast 1) C.O.M. = 3.5 yd 2 = Seat (Fabric Contrast 2) C.O.M. = 1.25 yd 	Non-contrast	4.75 yd	TPCL/NC	□□□□		□□□	□□□	□□□	□□□	
	Contrast		TPCL/FC	□□□□	□□□□	□□□	□□□	□□□	□□□	

A **B** **C** **D** **E** **F** **G**

HOW TO ORDER

Indicate the following information on order form:

- Quantity of each item.
- Model number, including options. See "How To Build a Model Number".
- Any special service required.

Note: • The indicates that a choice is required.

- The absence of the indicates that no choice is required.
- Alpha-numeric characters in place of indicate that no other alternatives are available.

HOW TO BUILD A MODEL NUMBER

- A** Select basic model.
- B** Select non-contrast or fabric contrast 1. Refer to color addendum at ki.com or KI Fabrics & Finishes binder.
- C** Select fabric contrast 2. Refer to color addendum at ki.com or KI Fabrics & Finishes binder.
- D** Select wood finish color. Refer to color addendum at ki.com or KI Fabrics & Finishes binder. For Kensington Maple add upcharge.
- E** Select arm option.

WAC	- Wood armcaps (pair)
PAC	- Black poly (pair); add \$102
- F** Select fire code.

NFR	- Compliance to TB 117-2013
FR	- Compliance to TB 133

 See pricing column for TB133 upcharge.
- G** Select moisture barrier.

NMB	- No moisture barrier
MB	- Moisture barrier

 See pricing column for moisture barrier upcharge.



Approx. Packaged Weight	Grade C.O.M.	Grade C	Grade D	Grade E & C.O.L.	Grade F	Grade G	Grade H	Grade I	Grade J	Grade K	Grade L Leather	Grade M Leather	TB133 add to list price	Moisture Barrier add to list price
70.0#	\$ 1538	\$ 1569	\$ 1622	\$ 1684	\$ 1729	\$ 1815	\$ 1899	\$ 2005	\$ 2221	\$ 2436	\$ 2648	\$ 3078	\$ 364	\$ 207
70.0#	1589	1623	1674	1739	1784	1869	1953	2059	2275	2490	2702	3130	364	207

INFORMATION

Kensington Maple Upcharge

Kensington Maple requires extended leadtimes

Model

TPCL/NC \$23

TPCL/FC \$23

Options

Field recoverable arms \$129 per arm = 1.5 yds. C.O.M.

C.O.M. Requirements

C.O.M. yardage requirements listed above are based on plain goods 54" wide. If less than 54" wide or fabrics requiring matching (stripes, plaids, prints, large patterns), additional yardage will be needed. Consult C.O.M. matrix on the Ordering C.O.M. and C.O.L. page for additional yardage needed. For C.O.M. fabric sent to KI-High Point on multiple rolls, add an additional yard of fabric per roll to the yardage requirements.

C.O.L. Requirements

Figure 18 sq. ft. of leather (C.O.L.) for each yard shown (i.e., 4.75 x 18 = 85.5 sq. ft.).

Contrasting Upholstery

When contrasting fabric is chosen, price at highest in-grade.

Minimum Fabric/Leather Quantity

Minimum order for fabric is 1 yard. Minimum order for leather is 1 hide (approximately 50 sq. ft.).

Moisture Barrier

Moisture barrier is applied underneath the fabric cover as a means of protecting the foam. Not available with TB133

California TB133 Fire Safety Code

The above seating products can be manufactured using the appropriate flame-retardant materials and fabric selections for compliance to California Technical Bulletin 133. Please contact KI customer service for fabric compliance. Not available with

moisture barrier.

Construction

BARIATRIC UNITS ARE CYCLE TESTED TO EXCEED ANSI/BIFMA STANDARDS TO SAFELY ACCOMMODATE A PERSON WEIGHING UP TO 750 POUNDS.

Seat frame constructed of welded structural steel. Back constructed from formed laminated plywood. Cushioning for seats and backs are multiple densities of polyurethane foam wrapped with 1" high resilient polyurethane foam. Arms constructed from kiln-dried hardwood and laminated plywood. Exposed wood is hardwood. Field recoverable seats and backs. Recoverable arms--consult options.

SPECIAL SERVICES

Special Carton Marking

With specially marked information N/C

Shipping

Shipped **assembled unless replacement parts which ship k.d. freight prepaid High Point, North Carolina 27263** factory. Freight class #250.

Specifications and prices are subject to change without prior notice.

Three® II

General Information



Three® II Recliner

Dimensions

Overall width	29-3/4"
Overall depth	36"
Overall height	46"
Seat width	24"
Seat depth	19"
Seat height from floor	22"
Seat height from footrest	18-1/2"
Arm height at front of arm (highest point)	26-1/2"

SPECIFICATIONS

Complimentary Furniture

The following collections offer complimentary furniture that creates continuity and a cohesive look throughout a facility. These complimentary pieces can be found in other sections of the price list.

THREE HEALTHCARE SEATING - Three Multiple Seating, Lounge Seating, Three Sleeper Recliner, Three Lounge and Loveseat Sleepers

UPHOLSTERY INFORMATION

C.O.M. Fabric

For C.O.M. fabric sent to KI-High Point on multiple rolls, add an additional yard of fabric per roll to the yardage requirement. Multiple rolls have shorter pieces of fabric on them and do not allow nesting and stacking of the fabric to achieve the best yield as is done with one large roll. This results in yardage shortages and requests for addition-

al fabric from the client, which can hold up the order. For each roll that is sent, one yard needs to be added and needs to be added to one of the rolls, not separately.

Fabric Disclaimer

Fabric will be applied as swatched by the fabric manufacturer. Fabric that is required to be applied differently than is swatched will need a Special Cost Request written specifying the direction the fabric is to be applied. The posted standard lead time will apply to the Special Cost Request.

FINISH INFORMATION

SPECIAL FINISH MATCHES

KI can match special finish requests at an upcharge of \$64 List per item, up to 12 or a maximum charge of \$771 List per order per color. Special finish requests must be sent to your KI customer service representative.

Upon receipt from KI, the finishing department will prepare a "strike-off" which will be sent to the customer for approval.

The approval form accompanying the strike-off should be faxed to your KI customer service representative. Upon receipt of the signed approval form, KI will proceed with the order. Disapproved samples may be sent back to KI directly with an explanation of disapproval. A Special Finish Number (SFN) will be assigned to this finish sample for future reference or reorders



Three® II

Recliner

Features	COM	MODEL NUMBER								Approx. Packaged Weight	
		Basic Model	Non-Contrast or Fabric Contrast 1	Fabric Contrast 2	I.V. Pole	Catheter Attachment	Magazine Pouch	Arm Cap	Wood Finish		
Non-Contrast	5.5 yd	TRII/NC	<input type="checkbox"/> <input type="checkbox"/> <input type="checkbox"/> <input type="checkbox"/>		<input type="checkbox"/> <input type="checkbox"/>	<input type="checkbox"/> <input type="checkbox"/>	<input type="checkbox"/> <input type="checkbox"/>	<input type="checkbox"/> <input type="checkbox"/>	<input type="checkbox"/> <input type="checkbox"/>	<input type="checkbox"/> <input type="checkbox"/>	155.0#
Contrast		TRII/FC	<input type="checkbox"/> <input type="checkbox"/> <input type="checkbox"/> <input type="checkbox"/>	<input type="checkbox"/> <input type="checkbox"/> <input type="checkbox"/> <input type="checkbox"/>	<input type="checkbox"/> <input type="checkbox"/>	<input type="checkbox"/> <input type="checkbox"/>	<input type="checkbox"/> <input type="checkbox"/>	<input type="checkbox"/> <input type="checkbox"/>	<input type="checkbox"/> <input type="checkbox"/>	<input type="checkbox"/> <input type="checkbox"/>	155.0#



TRRL2
Recliner (Closed Arm)

- 1 = Back and arms (Fabric Contrast 1) C.O.M. = 4.5 yd
- 2 = Seat (Fabric Contrast 2) C.O.M. = 1.5 yd

A B C D E F G H

HOW TO ORDER

Indicate the following information on order form:

- Quantity of each item.
- Model number, including options. See "How To Build a Model Number".
- Any special service required.

Note:

- The indicates that a choice is required.
- The absence of the indicates that no choice is required.
- Alpha-numeric characters in place of indicate that no other alternatives are available.

HOW TO BUILD A MODEL NUMBER

- A** Select basic model.
- B** Select non-contrast or fabric contrast 1. Refer to color addendum at ki.com or KI Fabrics & Finishes binder.
- C** Select fabric contrast 2. Refer to color addendum at ki.com or KI Fabrics & Finishes binder.
- D** Select I.V. pole (facing).
 - NS** - No pole
 - LRFIV** - Left facing-rear; add \$303
 - RFFIV** - Right facing-front; add \$303
 - RRFIV** - Right facing-rear; add \$303
 If optional magazine pouch is specified, only Left-facing-rear (LRFIV) or No pole (NS) can be specified.
- E** Select catheter bag attachment hook (facing).
 - NCA** - No catheter attachment
 - LRCA** - Left facing-rear; add \$50

- RFCA** - Right facing-front; add \$50
 - RRCA** - Right facing-rear; add \$50
- If optional I.V. pole is specified, catheter attachment can not be specified in the same location.
- F** Select magazine pouch.
 - NMR** - No magazine pouch
 - RFP** - Right side pouch; add \$193
 Magazine pouch fabric will match arm fabric selection (Fabric Contrast 1). C.O.M. = .5 yd
 - G** Select arm option.
 - WAC** - Wood armcaps
 - PAC** - Black poly (pair); add \$114
 - H** Select wood finish color. Refer to color addendum at ki.com or KI Fabrics & Finishes binder.

INFORMATION

Moisture Barrier \$140

Kensington Maple Upcharge
 Kensington Maple requires extended leadtimes.
 Model
 Three II Recliner \$10

Options
 Additional options may be ordered. Add /xx to the end of the model number and upcharge.

Monitor Arm
 /RFMA - Right facing and \$687

C.O.M. Requirements
 C.O.M. yardage requirements listed above are based on plain goods 54" wide. If less than 54" wide or fabrics requiring matching (stripes, plaids, prints, large patterns), additional yardage will be needed. Consult C.O.M. matrix on the Ordering C.O.M. and



Grade C.O.M.	Grade C	Grade D	Grade E & C.O.L.	Grade F	Grade G	Grade H	Grade I	Grade J	Grade K	Grade L Leather	Grade M Leather
\$ 4073	\$ 4300	\$ 4357	\$ 4430	\$ 4477	\$ 4571	\$ 4667	\$ 4784	\$ 5024	\$ 5261	\$ 5496	\$ 5688
4154	4381	4439	4511	4558	4653	4749	4866	5104	5341	5578	6054

C.O.L. page for additional yardage needed. For C.O.M. fabric sent to KI-High Point on multiple rolls, add an additional yard of fabric per roll to the yardage requirements.

C.O.L. Requirements

Figure 18 sq. ft. of leather (C.O.L.) for each yard shown (i.e., 4.75 x 18 = 85.5 sq. ft.).

Contrasting Upholstery

When contrasting fabric is chosen, price at highest in-grade.

Minimum Fabric/Leather Quantity

Minimum order for fabric is 1 yard. Minimum order for leather is 1 hide (approximately 50 sq. ft.).

Construction

Wood armcaps constructed of kiln-dried hardwood. Recliner mechanism constructed of flat and tubular steel bolted to wood arms at 16 locations. Ottoman mechanism constructed of 14-gauge steel mounted to chair frame. Back shell is 1" hardwood plywood

(7 ply), glued and stapled. Seat shell is 1" hardwood plywood (7 ply). Cushioning of multiple densities of polyurethane foam. Seat and back are field replaceable. Ottoman is field replaceable. Soft touch ottoman release and push/pull handles. 5" sealed casters engaged with a foot-actuated central locking/braking caster system.

SPECIAL SERVICES

Special Carton Marking

With specially marked information N/C

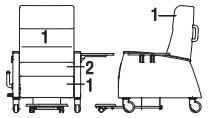
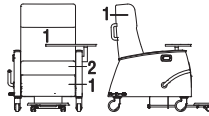
Shipping

Shipped **assembled freight prepaid f.o.b. High Point, North Carolina 27263** factory. Freight class #250.

Specifications and prices are subject to change without prior notice.

Three® II

Recliner

	Features	COM	MODEL NUMBER									
			Basic Model	Non-Contrast or Fabric Contrast 1	Fabric Contrast 2	I.V. Pole	Catheter Attachment	Magazine Pouch	Arm Cap	Wood Finish	Laminate Color	
TRRL2 Recliner (w/ Laminate Side Articulating Tablet) - Non-contrast	Right facing	5.5 yd	TRII/NC/RFT/LT	□□□□		□□□	□□□	□□□	□□□	□□□	□□□	
 TRRL2 Recliner (w/ Laminate Side Articulating Tablet) - Contrast <ul style="list-style-type: none"> • 1 = Back, arms and footrest (Fabric Contrast 1) C.O.M. = 4.5 yd • 2 = Seat (Fabric Contrast 2) C.O.M. = 1.75 yd 	Right facing		TRII/FC/RFT/LT	□□□□	□□□□	□□□	□□□	□□□	□□□	□□□	□□□	
	Left facing	5.5 yd	TRII/NC/LFRT/LT	□□□□		□□□	□□□	□□□	□□□	□□□	□□□	
TRRL2 Recliner (w/ Laminate Top Articulating Tablet) - Non-contrast	Right facing	5.5 yd	TRII/NC/RFRT/LT	□□□□		□□□	□□□	□□□	□□□	□□□	□□□	
	Left facing		TRII/FC/LFRT/LT	□□□□	□□□□	□□□	□□□	□□□	□□□	□□□	□□□	
 TRRL2 Recliner (w/ Laminate Top Articulating Tablet) - Contrast <ul style="list-style-type: none"> • 1 = Back, arms and footrest (Fabric Contrast 1) C.O.M. = 4.5 yd • 2 = Seat (Fabric Contrast 2) C.O.M. = 1.75 yd 	Right facing		TRII/FC/RFRT/LT	□□□□	□□□□	□□□	□□□	□□□	□□□	□□□	□□□	
	Left facing		TRII/FC/LFRT/LT	□□□□	□□□□	□□□	□□□	□□□	□□□	□□□	□□□	

A
B
C
D
E
F
G
H
I

HOW TO ORDER

Indicate the following information on order form:

- Quantity of each item.
- Model number, including options. See "How To Build a Model Number".
- Any special service required.

Note: • The indicates that a choice is required.

- The absence of the indicates that no choice is required.
- Alpha-numeric characters in place of indicate that no other alternatives are available.

HOW TO BUILD A MODEL NUMBER

- A** Select basic model.
- B** Select non-contrast or fabric contrast 1. Refer to color addendum at ki.com or KI Fabrics & Finishes binder.
- C** Select fabric contrast 2. Refer to color addendum at ki.com or KI Fabrics & Finishes binder.
- D** Select I.V. pole (facing).
 - NS** - No pole
 - LRFIV** - Left facing-rear; add \$303
 - RFFIV** - Right facing-front; add \$303
 - RRFIV** - Right facing-rear; add \$303
 If top articulating table is specified, table, I.V. pole and/or catheter bag attachment must all be specified in unique locations. If optional magazine pouch is specified, only Left-facing-rear (LRFIV) or No pole (NS) can be specified.

Left facing = right-handed when seated

Right facing = left-handed when seated

- E** Select catheter bag attachment hook.
 - NCA** - No catheter attachment
 - LRCA** - Left facing-rear; add \$50
 - RFCA** - Right facing-front; add \$50
 - RRCA** - Right facing-rear; add \$50
 If top articulating table is specified, table, I.V. pole and/or catheter bag attachment must all be specified in unique locations.
- F** Select magazine pouch.
 - NMR** - No magazine pouch
 - RFP** - Right side pouch; add \$193
 Magazine pouch fabric will match arm fabric selection (Fabric Contrast 1). C.O.M. = .5 yd
- G** Select arm option.
 - WAC** - Wood armcaps
 - PAC** - Black poly (pair); add \$114

- I** Select laminate color. Refer to color addendum at ki.com or KI Fabrics & Finishes binder.



Approx. Packaged Weight	Grade C.O.M.	Grade C	Grade D	Grade E & C.O.L.	Grade F	Grade G	Grade H	Grade I	Grade J	Grade K	Grade L Leather	Grade M Leather
155.0#	\$ 4479	\$ 4705	\$ 4763	\$ 4836	\$ 4883	\$ 4978	\$ 5071	\$ 5191	\$ 5428	\$ 5664	\$ 5901	\$ 6378
155.0#	\$ 4560	\$ 4786	\$ 4844	\$ 4886	\$ 4964	\$ 5058	\$ 5153	\$ 5271	\$ 5510	\$ 5747	\$ 5983	\$ 6458
155.0#	\$ 4479	\$ 4705	\$ 4763	\$ 4836	\$ 4883	\$ 4978	\$ 5071	\$ 5191	\$ 5428	\$ 5664	\$ 5901	\$ 6378
155.0#	4479	4705	4763	4836	4883	4978	5071	5191	5428	5664	5901	6378
155.0#	\$ 4560	\$ 4786	\$ 4844	\$ 4886	\$ 4964	\$ 5058	\$ 5153	\$ 5271	\$ 5510	\$ 5747	\$ 5983	\$ 6458
155.0#	4560	4786	4844	4886	4964	5058	5153	5271	5510	5747	5983	6458

INFORMATION

Moisture Barrier \$140

Kensington Maple Upcharge

Kensington Maple requires extended leadtimes.

Model
Three II Recliner \$10

Options

Additional options may be ordered. Add /xx to the end of the model number and upcharge.

Monitor Arm
/RFMA - Right facing and \$687

Monitor arm is mounted on right facing side of chair. If monitor arm is selected, a right facing tablet cannot be selected.

C.O.M. Requirements

C.O.M. yardage requirements listed above are based on plain goods 54" wide. If less

than 54" wide or fabrics requiring matching (stripes, plaids, prints, large patterns), additional yardage will be needed. Consult C.O.M. matrix on the Ordering C.O.M. and C.O.L. page for additional yardage needed. For C.O.M. fabric sent to KI-High Point on multiple rolls, add an additional yard of fabric per roll to the yardage requirements.

C.O.L. Requirements

Figure 18 sq. ft. of leather (C.O.L.) for each yard shown (i.e., 4.75 x 18 = 85.5 sq. ft.).

Contrasting Upholstery

When contrasting fabric is chosen, price at highest in-grade.

Minimum Fabric/Leather Quantity

Minimum order for fabric is 1 yard. Minimum order for leather is 1 hide (approximately 50 sq. ft.).

Construction

Wood armcaps constructed of kiln-dried hardwood. Recliner mechanism constructed

of flat and tubular steel bolted to wood arms at 16 locations. Ottoman mechanism constructed of 14-gauge steel mounted to chair frame. Back shell is 1" hardwood plywood (7 ply), glued and stapled. Seat shell is 1" hardwood plywood (7 ply). Cushioning of multiple densities of polyurethane foam. Seat and back are field replaceable. Ottoman is field replaceable. Soft touch ottoman release and push/pull handles. 5" sealed casters engaged with a foot-actuated central locking/braking caster system.

SPECIAL SERVICES

Special Carton Marking

With specially marked information N/C

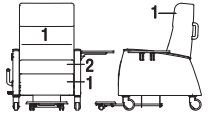
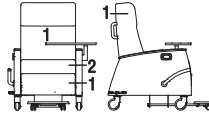
Shipping

Shipped assembled freight prepaid f.o.b. High Point, North Carolina 27263 factory. Freight class #250.

Specifications and prices are subject to change without prior notice.

Three® II

Recliner

Features	COM	MODEL NUMBER									
		Basic Model	Non-Contrast or Fabric Contrast 1	Fabric Contrast 2	I.V. Pole	Catheter Attachment	Magazine Pouch	Arm Cap	Wood Finish	Veneer Color	
Right facing	5.5 yd	TRII/NC/RFT/VT	□□□□			□□□	□□□	□□□	□□□	□□□	□□□
TRRL2 Recliner (w/ Veneer Side Articulating Tablet) - Non-contrast											
Right facing		TRII/FC/RFT/VT	□□□□	□□□□	□□□	□□□	□□□	□□□	□□□	□□□	□□□
 TRRL2 Recliner (w/ Veneer Side Articulating Tablet) - Contrast • 1 = Back, arms and footrest (Fabric Contrast 1) C.O.M. = 4.5 yd • 2 = Seat (Fabric Contrast 2) C.O.M. = 1.75 yd											
Left facing	5.5 yd	TRII/NC/LFRT/VT	□□□□			□□□	□□□	□□□	□□□	□□□	□□□
Right facing	5.5 yd	TRII/NC/RFRT/VT	□□□□			□□□	□□□	□□□	□□□	□□□	□□□
TRRL2 Recliner (w/ Veneer Top Articulating Tablet) - Non-contrast											
Left facing		TRII/FC/LFRT/VT	□□□□	□□□□	□□□	□□□	□□□	□□□	□□□	□□□	□□□
Right facing		TRII/FC/RFRT/VT	□□□□	□□□□	□□□	□□□	□□□	□□□	□□□	□□□	□□□
 TRRL2 Recliner (w/ Veneer Top Articulating Tablet) - Contrast • 1 = Back, arms and footrest (Fabric Contrast 1) C.O.M. = 4.5 yd • 2 = Seat (Fabric Contrast 2) C.O.M. = 1.75 yd											

A B C D E F G H I

HOW TO ORDER

Indicate the following information on order form:

- Quantity of each item.
- Model number, including options. See "How To Build a Model Number".
- Any special service required.

Note: • The □ indicates that a choice is required.

- The absence of the □ indicates that no choice is required.
- Alpha-numeric characters in place of □ indicate that no other alternatives are available.

HOW TO BUILD A MODEL NUMBER

- A** Select basic model.
- B** Select non-contrast or fabric contrast 1. Refer to color addendum at ki.com or KI Fabrics & Finishes binder.
- C** Select fabric contrast 2. Refer to color addendum at ki.com or KI Fabrics & Finishes binder.
- D** Select I.V. pole (facing).
 - NS - No pole
 - LRFV - Left facing-rear; add \$303
 - RFFV - Right facing-front; add \$303
 - RRFV - Right facing-rear; add \$303
 If top articulating table is specified, table, I.V. pole and/or catheter bag attachment must all be specified in unique locations. If optional magazine pouch is specified, only Left-facing-rear (LRFV) or No pole (NS) can be specified.

Left facing = right-handed when seated

Right facing = left-handed when seated

- E** Select catheter bag attachment hook (facing).
 - NCA - No catheter attachment
 - LRCA - Left facing-rear; add \$50
 - RFCA - Right facing-front; add \$50
 - RRCA - Right facing-rear; add \$50
 If top articulating table is specified, table, I.V. pole and/or catheter bag attachment must all be specified in unique locations.
- F** Select magazine pouch.
 - NMR - No magazine pouch
 - RFP - Right side pouch; add \$193
 Magazine pouch fabric will match arm fabric selection (Fabric Contrast 1). C.O.M. = .5 yd
- G** Select arm option.
 - WAC - Wood armcaps
 - PAC - Black poly (pair); add \$114

- H** Select wood finish color. Refer to color addendum at ki.com or KI

Fabrics & Finishes binder.

- I** Select veneer color. Refer to color addendum at ki.com or KI Fabrics & Finishes binder.



Approx. Packaged Weight	Grade C.O.M.	Grade C	Grade D	Grade E & C.O.L.	Grade F	Grade G	Grade H	Grade I	Grade J	Grade K	Grade L Leather	Grade M Leather
155.0#	\$ 4479	\$ 4705	\$ 4763	\$ 4836	\$ 4883	\$ 4978	\$ 5071	\$ 5191	\$ 5428	\$ 5664	\$ 5901	\$ 6378
155.0#	\$ 4560	\$ 4786	\$ 4844	\$ 4886	\$ 4964	\$ 5058	\$ 5153	\$ 5271	\$ 5510	\$ 5747	\$ 5983	\$ 6458
155.0#	\$ 4479	\$ 4705	\$ 4763	\$ 4836	\$ 4883	\$ 4978	\$ 5071	\$ 5191	\$ 5428	\$ 5664	\$ 5901	\$ 6378
155.0#	4479	4705	4763	4836	4883	4978	5071	5191	5428	5664	5901	6378
155.0#	\$ 4560	\$ 4786	\$ 4844	\$ 4886	\$ 4964	\$ 5058	\$ 5153	\$ 5271	\$ 5510	\$ 5747	\$ 5983	\$ 6458
155.0#	4560	4786	4844	4886	4964	5058	5153	5271	5510	5747	5983	6458

INFORMATION

Moisture Barrier \$140

Kensington Maple Upcharge

Kensington Maple requires extended leadtimes.

Model

Three II Recliner \$10

Options

Additional options may be ordered. Add /xx to the end of the model number and upcharge.

Monitor Arm

/RFMA - Right facing and \$687

Monitor arm is mounted on right facing side of chair. If monitor arm is selected, a right facing tablet cannot be selected.

C.O.M. Requirements

C.O.M. yardage requirements listed above are based on plain goods 54" wide. If less

than 54" wide or fabrics requiring matching (stripes, plaids, prints, large patterns), additional yardage will be needed. Consult C.O.M. matrix on the Ordering C.O.M. and C.O.L. page for additional yardage needed. For C.O.M. fabric sent to KI-High Point on multiple rolls, add an additional yard of fabric per roll to the yardage requirements.

C.O.L. Requirements

Figure 18 sq. ft. of leather (C.O.L.) for each yard shown (i.e., 4.75 x 18 = 85.5 sq. ft.).

Contrasting Upholstery

When contrasting fabric is chosen, price at highest in-grade.

Minimum Fabric/Leather Quantity

Minimum order for fabric is 1 yard. Minimum order for leather is 1 hide (approximately 50 sq. ft.).

Construction

Wood armcaps constructed of kiln-dried hardwood. Recliner mechanism constructed

of flat and tubular steel bolted to wood arms at 16 locations. Ottoman mechanism constructed of 14-gauge steel mounted to chair frame. Back shell is 1" hardwood plywood (7 ply), glued and stapled. Seat shell is 1" hardwood plywood (7 ply). Cushioning of multiple densities of polyurethane foam. Seat and back are field replaceable. Ottoman is field replaceable. Soft touch ottoman release and push/pull handles. 5" sealed casters engaged with a foot-actuated central locking/braking caster system.

SPECIAL SERVICES

Special Carton Marking

With specially marked information N/C

Shipping

Shipped assembled freight prepaid f.o.b. High Point, North Carolina 27263 factory. Freight class #250.

Specifications and prices are subject to change without prior notice.

Three® II

Recliner Replacement Parts

MODEL	MODEL NUMBER			Approx. Packaged Weight	Grade C.O.M.	Grade C
	Basic Model	Non-Contrast or Fabric Contrast 1	Moisture Barrier			
TRRP2 Replacement Back	TRR2BK	□□□□	□□□	40.0#	\$ 832	\$ 913
TRRP2 Replacement Seat	TRR2ST	□□□□	□□□	5.0#	\$ 255	\$ 296
TRRP2 Replacement Ottoman	TRR2FT	□□□□	□□□	5.0#	\$ 261	\$ 282

Ⓐ
Ⓑ
Ⓒ

HOW TO ORDER

Indicate the following information on order form:

- Quantity of each item.
- Model number, including options. See "How To Build a Model Number".
- Any special service required.

Note: • The □ indicates that a choice is required.

- The absence of the □ indicates that no choice is required.
- Alpha-numeric characters in place of □ indicate that no other alternatives are available.

HOW TO BUILD A MODEL NUMBER

- Ⓐ Select basic model.
- Ⓑ Select non-contrast or fabric contrast 1. Refer to color addendum at ki.com or KI Fabrics & Finishes binder.
- Ⓒ Select moisture barrier.
- | | |
|------------|-----------------------|
| MB | - Moisture Barrier |
| NMB | - No moisture barrier |
- See pricing column for moisture barrier upcharge.

INFORMATION

C.O.M. Requirements

C.O.M. yardage requirements listed above are based on plain goods 54" wide. If less than 54" wide or fabrics requiring matching (stripes, plaids, prints, large patterns), additional yardage will be needed. Consult C.O.M. matrix on the Ordering C.O.M. and C.O.L. page for additional yardage needed. For C.O.M. fabric sent to KI-High Point on multiple rolls, add an additional yard of fabric per roll to the yardage requirements.

C.O.L. Requirements

Figure 18 sq. ft. of leather (C.O.L.) for each yard shown (i.e., 4.75 x 18 = 85.5 sq. ft.).

Contrasting Upholstery

When contrasting fabric is chosen, price at highest in-grade.



Grade D	Grade E & C.O.L.	Grade F	Grade G	Grade H	Grade I	Grade J	Grade K	Grade L Leather	Grade M Leather	Moisture Barrier add to list price
\$ 934	\$ 960	\$ 1005	\$ 1013	\$ 1048	\$ 1090	\$ 1176	\$ 1262	\$ 1348	\$ 1521	\$ 93
\$ 306	\$ 321	\$ 328	\$ 346	\$ 364	\$ 385	\$ 427	\$ 469	\$ 513	\$ 600	\$ 36
\$ 287	\$ 294	\$ 297	\$ 306	\$ 316	\$ 326	\$ 347	\$ 370	\$ 390	\$ 434	\$ 36

SPECIAL SERVICES
Special Carton Marking

With specially marked information N/C

Shipping

 Shipped **assembled freight prepaid f.o.b. High Point, North Carolina 27263** factory. Freight class #150.

Specifications and prices are subject to change without prior notice.

Index

Model No.	Description	Page	Model No.	Description	Page
BHX/NC	Patient Chair: Motion Patient Chair (Closed Arm)	28	FLSSC/RFS/NC	Replacement Seat & Back Cushions - LFS	42
BIB/NC	Built-In: Built-In, Basic	64		Sleeper Replacement Parts: Loveseat Sleeper	
BID/NC	Built-In: Built-In, Drawers	64	FNS/NC	Replacement Seat & Back Cushions - RFS	42
BIP/NC	Built-In: Built-In, Front Panel	64	FOCL/NC	Modern: Modern, No Storage	70
BLS2/NC	Sleeper: Lounge Sleeper	8	FOP/NC	Bariatric: Bariatric Chair (Open Arm)	58
BLS2C/NC	Sleeper: Lounge Sleeper Replacement Arm Panels, Seat & Back Cushions	8	FOPC/NC	Patient Chair: Patient Chair (Open Arm)	52
BLSS/DS/NC	Sleeper: Loveseat Sleeper - DS (Open, Both Sides Facing)	12	FOT	Patient Chair Replacement Parts: Patient Chair	
BLSS/LFS/NC	Sleeper: Loveseat Sleeper - LFS (Open, Left Side Facing)	10	FOX2/NC	Replacement Cover Set (Open Arm)	56
BLSS/RFS/NC	Sleeper: Loveseat Sleeper - RFS (Open, Right Side Facing)	10	FOX2C/NC	Patient Chair: Ottoman	52
BLSSC/DS/NC	Sleeper Replacement Parts: Loveseat Sleeper Replacement Seat & Back Cushions - DS	14	FPP/NC	Patient Chair: Motion Patient Chair (Open Arm)	54
BLSSC/LFS/NC	Sleeper Replacement Parts: Loveseat Sleeper Replacement Seat & Back Cushions - LFS	14	FPPC/NC	Patient Chair Replacement Parts: Motion Patient Chair Replacement Cover Set (Open Arm)	56
BLSSC/RFS/NC	Sleeper Replacement Parts: Loveseat Sleeper Replacement Seat & Back Cushions - RFS	14	FR/FC/LFT/LT	Patient Chair: Patient Chair (Closed Arm)	52
BOCL/NC	Bariatric: Bariatric Chair (Open Arm)	32	FR/FC/LFT/VT	Patient Chair Replacement Parts: Patient Chair Replacement Cover Set (Closed Arm)	56
BOHC/NC	Patient Chair: Hip Chair (Open Arm)	26	FR/NC	Recliner: Recliner (w/ Laminate Side Articulating Tablet) - Contrast	46
BOT	Patient Chair: Ottoman	24	FR/NC/LFT/LT	Recliner: Recliner (w/ Veneer Side Articulating Tablet) - Contrast	48
BOT2	Patient Chair: Ottoman	28	FR/NC/LFT/VT	Recliner: Recliner	44
BOX/NC	Patient Chair: Motion Patient Chair (Open Arm)	28	FRC	Recliner: Recliner (w/ Laminate Side Articulating Tablet) - Non-contrast	46
BOXC-B	Patient Chair Replacement Parts: Motion Patient Chair Replacement Back Cover	30	FRHS	Recliner: Recliner (w/ Veneer Side Articulating Tablet) - Non-contrast	48
BOXC-S	Patient Chair Replacement Parts: Motion Patient Chair Replacement Seat Cover	30	FS1/LFS/NC	Recliner Replacement Parts: Replacement Cover Set	50
BPH/NC	Patient Chair: Patient Chair (Closed Arm)	24	FS1/RFS/NC	Recliner Replacement Parts: Replacement Head Support Covers	50
BPO/NC	Patient Chair: Patient Chair (Open Arm)	24	FSB/BR/NC	Modern: Modern, Storage Left Side	70
BR/FC/LFT/LT	Recliner: Recliner (w/ Laminate Side Articulating Tablet) - Contrast	18	FSD/BR/NC	Modern: Modern, Storage Right Side	70
BR/FC/LFT/VT	Recliner: Recliner (w/ Veneer Side Articulating Tablet) - Contrast	20	FSP/BR/NC	Freestanding: Freestanding, Basic	66
BR/NC	Recliner: Recliner	16	FSS/NC	Freestanding: Freestanding, Drawers	68
BR/NC/LFT/LT	Recliner: Recliner (w/ Laminate Side Articulating Tablet) - Non-contrast	18	PG/NC	Freestanding: Freestanding, Front Panel	66
BR/NC/LFT/VT	Recliner: Recliner (w/ Veneer Side Articulating Tablet) - Non-contrast	20	PGC/NC	Modern: Modern, Storage Both Sides	70
BRB26	Patient Chair Replacement Parts: Patient Chair Replacement Back Cover (High Back)	30	PLS/NC	Glider: Glider (Closed Arm)	98
BRHS	Recliner Replacement Parts: Replacement Head Support Covers	22	PLSC	Glider: Replacement Cover Set	98
BRMR	Recliner Replacement Parts: Replacement Magazine Rack Cover	22	PLSS/DS/NC	Sleeper: Lounge Sleeper	74
BRPH	Patient Chair Replacement Parts: Patient Chair Replacement Arm Panel Cover (Closed Arm)	30	PLSS/LFS/NC	Sleeper: Lounge Sleeper Replacement Seat & Back Cushions	74
BRRC	Recliner Replacement Parts: Replacement Cover Set	22	PLSS/RFS/NC	Sleeper: Loveseat Sleeper - DS (Open, Both Sides Facing)	78
BRS23	Patient Chair Replacement Parts: Patient Chair Replacement Seat Cover	30	PLSSC/DS	Sleeper: Loveseat Sleeper - LFS (Open, Left Side Facing)	76
FG/NC	Glider: Glider (Closed Arm)	60	PLSSC/LFS	Sleeper: Loveseat Sleeper - RFS (Open, Right Side Facing)	76
FGC/NC	Glider: Replacement Cover Set	60	PLSSC/RFS	Sleeper Replacement Parts: Loveseat Sleeper Replacement Seat & Back Cushions - DS	80
FLS2/NC	Sleeper: Lounge Sleeper	36	POCL/NC	Sleeper Replacement Parts: Loveseat Sleeper Replacement Seat & Back Cushions - LFS	80
FLS2C/NC	Sleeper: Lounge Sleeper Replacement Arm Panels, Seat & Back Cushions	36	POP/NC	Sleeper Replacement Parts: Loveseat Sleeper Replacement Seat & Back Cushions - RFS	80
FLSS/DS/NC	Sleeper: Loveseat Sleeper - DS (Open, Both Sides Facing)	40	POPC/NC	Replacement Seat & Back Cushions - RFS	80
FLSS/LFS/NC	Sleeper: Loveseat Sleeper - LFS (Open, Left Side Facing)	38	POT	Bariatric: Bariatric Chair (Open Arm)	96
FLSS/RFS/NC	Sleeper: Loveseat Sleeper - RFS (Open, Right Side Facing)	38	POX/NC	Patient Chair: Patient Chair (Open Arm)	90
FLSSC/DS/NC	Sleeper Replacement Parts: Loveseat Sleeper Replacement Seat & Back Cushions - DS	42	POXC/NC	Patient Chair Replacement Parts: Patient Chair Replacement Back and Seat Cover Set (Open Arm)	94
FLSSC/LFS/NC	Sleeper Replacement Parts: Loveseat Sleeper Replacement Seat & Back Cushions - LFS	42	PPP/NC	Patient Chair: Ottoman	90
			PPPC/NC	Patient Chair: Motion Patient Chair (Open Arm)	92
			PPX/NC	Patient Chair Replacement Parts: Motion Patient Chair Replacement Parts: Motion Patient Chair Replacement Back and Seat Cover Set (Open Arm)	94
			PPXC/NC	Patient Chair: Patient Chair (Closed Arm)	90
				Patient Chair Replacement Parts: Patient Chair Replacement Back and Seat Cover Set (Closed Arm)	94
				Patient Chair: Motion Patient Chair (Closed Arm)	92
				Patient Chair Replacement Parts: Motion Patient Chair Replacement Back and Seat Cover	



Model No.	Description	Page	Model No.	Description	Page
	Set (Closed Arm)	94		(Open, Left Side Facing)	128
PR/FC/LFT/LT	Recliner: Recliner (w/ Laminate Side Articulating Tablet) - Contrast	84	SLSSP/RFS/NC	Sleeper: Loveseat Sleeper (Closed Arm) - RFS (Open, Right Side Facing)	128
PR/FC/LFT/VT	Recliner: Recliner (w/ Veneer Side Articulating Tablet) - Contrast	86	SOCL/NC	Bariatric: Bariatric Chair (Open Arm)	146
PR/NC	Recliner: Recliner	82	SOG/NC	Glider: Glider (Open Arm)	150
PR/NC/LFT/LT	Recliner: Recliner (w/ Laminate Side Articulating Tablet) - Non-contrast	84	SOP/NC	Patient Chair: Patient Chair (Open Arm)	142
PR/NC/LFT/VT	Recliner: Recliner (w/ Veneer Side Articulating Tablet) - Non-contrast	86	SPCL/NC	Bariatric: Bariatric Chair (Closed Arm)	146
PRII/FC/RFT/LT	Recliner: Recliner (w/ Laminate Side Articulating Tablet) - Contrast	104	SPG/NC	Glider: Glider (Closed Arm)	150
PRII/FC/RFT/VT	Recliner: Recliner (w/ Veneer Side Articulating Tablet) - Contrast	106	SPP/NC	Patient Chair: Patient Chair (Closed Arm)	142
PRII/NC	Recliner: Recliner (Closed Arm)	102	SPX/NC	Patient Chair: Motion Patient Chair (Closed Arm)	142
PRII/NC/RFT/LT	Recliner: Recliner (w/ Laminate Side Articulating Tablet) - Non-contrast	104	SR/FC/LFRT/LT	Recliner: Recliner (w/ Laminate Top Articulating Tablet) - Contrast	136
PRII/NC/RFT/VT	Recliner: Recliner (w/ Veneer Side Articulating Tablet) - Non-contrast	106	SR/FC/LFRT/VT	Recliner: Recliner (w/ Veneer Top Articulating Tablet) - Contrast	138
PRR2BK	Recliner Replacement Parts: Replacement Back	108	SR/FC/LFT/LT	Recliner: Recliner (w/ Laminate Side Articulating Tablet) - Contrast	136
PRR2FT	Recliner Replacement Parts: Replacement Ottoman	108	SR/FC/LFT/VT	Recliner: Recliner (w/ Veneer Side Articulating Tablet) - Contrast	138
PRR2ST	Recliner Replacement Parts: Replacement Seat	108	SR/NC	Recliner: Recliner (Closed Arm)	134
PRRC	Recliner: PR Replacement Cover Set	82	SR/NC/LFRT/LT	Recliner: Recliner (w/ Laminate Top Articulating Tablet) - Non-contrast	136
PRW/NC	Recliner: Recliner - Wall Saver	88	SR/NC/LFRT/VT	Recliner: Recliner (w/ Veneer Top Articulating Tablet) - Non-contrast	138
PRWC	Recliner: PRW Replacement Cover Set - Wall Saver	88	SR/NC/LFT/LT	Recliner: Recliner (w/ Laminate Side Articulating Tablet) - Non-contrast	136
RB2L	Accessories/Options: Removable Back Cover	118	SR/NC/LFT/VT	Recliner: Recliner (w/ Veneer Side Articulating Tablet) - Non-contrast	138
RBL00	4-Leg Bentwood Chair: Mesh Seat and Back with Trim	116	SR15/FC/LFRT/LT	Recliner: Recliner (w/ Laminate Top Articulating Tablet) - Contrast	158
RBL04	4-Leg Bentwood Chair: Removable Padded Upholstery Back with Mesh Seat and Trim	116	SR15/FC/LFRT/VT	Recliner: Recliner (w/ Veneer Top Articulating Tablet) - Contrast	160
RBL05	4-Leg Bentwood Chair: Removable Padded Seat and Back Upholstery with Trim	116	SR15/FC/RFT/LT	Recliner: Recliner (w/ Laminate Side Articulating Tablet) - Contrast	158
RETRO.MEDCASTER	Sleeper Replacement Parts: Replacement Med Caster Kit	14	SR15/FC/RFT/VT	Recliner: Recliner (w/ Veneer Side Articulating Tablet) - Contrast	160
RSC2	Accessories/Options: Removable Seat Cover	118	SR15/NC	Recliner: Recliner (Closed Arm)	156
RSL00	Sled Base Chair: Mesh Seat and Back with Trim	112	SR15/NC/LFRT/LT	Recliner: Recliner (w/ Laminate Top Articulating Tablet) - Non-contrast	158
RSL04	Sled Base Chair: Removable Padded Upholstery Back with Mesh Seat and Trim	112	SR15/NC/LFRT/VT	Recliner: Recliner (w/ Veneer Top Articulating Tablet) - Non-contrast	160
RSL05	Sled Base Chair: Removable Padded Seat and Back Upholstery with Trim	112	SR15/NC/RFT/LT	Recliner: Recliner (w/ Laminate Side Articulating Tablet) - Non-contrast	158
RVL00	4-Leg Metal Chair: Mesh Seat and Back with Trim	114	SR15/NC/RFT/VT	Recliner: Recliner (w/ Veneer Side Articulating Tablet) - Non-contrast	160
RVL04	4-Leg Metal Chair: Removable Padded Upholstery Back with Mesh Seat and Trim	114	SRBAC	Bariatric Replacement Parts: Replacement Armcaps	148
RVL05	4-Leg Metal Chair: Removable Padded Seat and Back Upholstery with Trim	114	SRBBK	Bariatric Replacement Parts: Replacement Back	148
SLS/NC	Sleeper: Lounge Sleeper - No Arm	122	SRBCA/LF	Bariatric Replacement Parts: Replacement Arm (Closed Arm)	148
SLSC	Sleeper: Lounge Sleeper Replacement Seat & Back Cushions	122	SRBOA/LF	Bariatric Replacement Parts: Replacement Arm (Open Arm)	148
SLSP/NC	Sleeper: Lounge Sleeper - Closed Arm	122	SRBSC	Bariatric Replacement Parts: Replacement Seat (Closed Arm)	148
SLSS/DS/NC	Sleeper: Loveseat Sleeper (Armless) - DS (Open, Both Sides Facing)	126	SRBST	Bariatric Replacement Parts: Replacement Seat (Open Arm)	148
SLSS/LFS/NC	Sleeper: Loveseat Sleeper (Armless) - LFS (Open, Left Side Facing)	124	SRGAC	Glider Replacement Parts: Replacement Arm-caps	152
SLSS/RFS/NC	Sleeper: Loveseat Sleeper (Armless) - RFS (Open, Right Side Facing)	124	SRGBK	Glider Replacement Parts: Replacement Back	152
SLSSC/DS	Sleeper Replacement Parts: Loveseat Sleeper Replacement Seat & Back Cushions - DS	132	SRGCA/LF	Glider Replacement Parts: Replacement Arm (Closed Arm)	152
SLSSC/LFS	Sleeper Replacement Parts: Loveseat Sleeper Replacement Seat & Back Cushions - LFS	132	SRGOA/LF	Glider Replacement Parts: Replacement Arm (Open Arm)	152
SLSSC/RFS	Sleeper Replacement Parts: Loveseat Sleeper Replacement Seat & Back Cushions - RFS	132	SRGST	Glider Replacement Parts: Replacement Seat	152
SLSSP/DS/NC	Sleeper: Loveseat Sleeper (Closed Arm) - DS (Open, Both Sides Facing)	130	SRII/FC/LFRT/LT	Recliner: Recliner (w/ Laminate Top Articulating Tablet) - Contrast	158
SLSSP/LFS/NC	Sleeper: Loveseat Sleeper (Closed Arm) - LFS		SRII/FC/LFRT/VT	Recliner: Recliner (w/ Veneer Top Articulating	

Index

Model No.	Description	Page	Model No.	Description	Page
	Tablet) - Contrast	160		Tablet) - Contrast	198
SRII/FC/RFT/LT	Recliner: Recliner (w/ Laminate Side Articulating Tablet) - Contrast	158	TRII/NC	Recliner: Recliner (Closed Arm)	194
SRII/FC/RFT/VT	Recliner: Recliner (w/ Veneer Side Articulating Tablet) - Contrast	160	TRII/NC/LFRT/LT	Recliner: Recliner (w/ Laminate Top Articulating Tablet) - Non-contrast	196
SRII/NC	Recliner: Recliner (Closed Arm)	156	TRII/NC/LFRT/VT	Recliner: Recliner (w/ Veneer Top Articulating Tablet) - Non-contrast	198
SRII/NC/LFRT/LT	Recliner: Recliner (w/ Laminate Top Articulating Tablet) - Non-contrast	158	TRII/NC/RFT/LT	Recliner: Recliner (w/ Laminate Side Articulating Tablet) - Non-contrast	196
SRII/NC/LFRT/VT	Recliner: Recliner (w/ Veneer Top Articulating Tablet) - Non-contrast	160	TRII/NC/RFT/VT	Recliner: Recliner (w/ Veneer Side Articulating Tablet) - Non-contrast	198
SRII/NC/RFT/LT	Recliner: Recliner (w/ Laminate Side Articulating Tablet) - Non-contrast	158	TRR2BK	Recliner Replacement Parts: Replacement Back	200
SRII/NC/RFT/VT	Recliner: Recliner (w/ Veneer Side Articulating Tablet) - Non-contrast	160	TRR2FT	Recliner Replacement Parts: Replacement Ottoman	200
SRMBC	Patient Chair Replacement Parts: Motion Patient Chair Replacement Back	144	TRR2ST	Recliner Replacement Parts: Replacement Seat	200
SRMCA/LF	Patient Chair Replacement Parts: Motion Patient Chair Replacement Arm	144	TSR-RFR	Sleeper Recliner Replacement Parts: Replacement Footrest	188
SRMSC	Patient Chair Replacement Parts: Motion Patient Chair Replacement Seat	144	TSR-RHR	Sleeper Recliner Replacement Parts: Replacement Headrest	188
SRPAC	Patient Chair Replacement Parts: Patient Chair Replacement Armcaps	144	TSR-RSB	Sleeper Recliner Replacement Parts: Replacement Seat & Back	188
SRPBK	Patient Chair Replacement Parts: Patient Chair Replacement Back	144	TSR/FC/LFRT/LT	Sleeper Recliner: Recliner (w/ Laminate Top Articulating Tablet) - Contrast	184
SRPCA/LF	Patient Chair Replacement Parts: Patient Chair Replacement Closed Arm	144	TSR/FC/LFRT/VT	Sleeper Recliner: Recliner (w/ Veneer Top Articulating Tablet) - Contrast	186
SRPOA/LF	Patient Chair Replacement Parts: Patient Chair Replacement Open Arm	144	TSR/FC/RFT/LT	Sleeper Recliner: Recliner (w/ Laminate Side Articulating Tablet) - Contrast	184
SRPST	Patient Chair Replacement Parts: Patient Chair Replacement Seat	144	TSR/FC/RFT/VT	Sleeper Recliner: Recliner (w/ Veneer Side Articulating Tablet) - Contrast	186
SRR2AC	Recliner Replacement Parts: Replacement Armcaps	170	TSR/NC	Sleeper Recliner: Recliner	182
SRR2BK	Recliner Replacement Parts: Replacement Back	170	TSR/NC/LFRT/LT	Sleeper Recliner: Recliner (w/ Laminate Top Articulating Tablet) - Non-Contrast	184
SRR2FT	Recliner Replacement Parts: Replacement Ottoman	170	TSR/NC/LFRT/VT	Sleeper Recliner: Recliner (w/ Veneer Top Articulating Tablet) - Non-Contrast	186
SRR2ST	Recliner Replacement Parts: Replacement Seat	170	TSR/NC/RFT/LT	Sleeper Recliner: Recliner (w/ Laminate Side Articulating Tablet) - Non-Contrast	184
SRRAC	Recliner Replacement Parts: Replacement Arm Caps	140	TSR/NC/RFT/VT	Sleeper Recliner: Recliner (w/ Veneer Side Articulating Tablet) - Non-Contrast	186
SRRBK	Recliner Replacement Parts: Replacement Back	140			
SRRCA/LF	Recliner Replacement Parts: Replacement Arm	140			
SRRFT	Recliner Replacement Parts: Replacement Footrest	140			
SRRSC	Recliner Replacement Parts: Replacement Seat Cover Only	140			
TLS/NC	Sleeper: Lounge Sleeper	174			
TLSC	Sleeper: Lounge Sleeper Replacement Seat & Back Cushions	174			
TLSS/DS/NC	Sleeper: Loveseat Sleeper - DS (Open, Both Sides Facing)	178			
TLSS/LFS/NC	Sleeper: Loveseat Sleeper - LFS (Open, Left Side Facing)	176			
TLSS/RFS/NC	Sleeper: Loveseat Sleeper - RFS (Open, Right Side Facing)	176			
TLSSC/DS	Sleeper Replacement Parts: Loveseat Sleeper Replacement Seat & Back Cushions - DS	180			
TLSSC/LFS	Sleeper Replacement Parts: Loveseat Sleeper Replacement Seat & Back Cushions - LFS	180			
TLSSC/RFS	Sleeper Replacement Parts: Loveseat Sleeper Replacement Seat & Back Cushions - RFS	180			
TPCL/NC	Bariatric: Bariatric Chair	190			
TRII/FC/LFRT/LT	Recliner: Recliner (w/ Laminate Top Articulating Tablet) - Contrast	196			
TRII/FC/LFRT/VT	Recliner: Recliner (w/ Veneer Top Articulating Tablet) - Contrast	198			
TRII/FC/RFT/LT	Recliner: Recliner (w/ Laminate Side Articulating Tablet) - Contrast	196			
TRII/FC/RFT/VT	Recliner: Recliner (w/ Veneer Side Articulating				



Model No.	Description	Page	Model No.	Description	Page
-----------	-------------	------	-----------	-------------	------



KI
1330 Bellevue Street
P.O. Box 8100
Green Bay, Wisconsin 54308-8100
1-800-424-2432
www.ki.com

KI and Furnishing Knowledge
are registered trademarks
of Krueger International, Inc.

© 2011 KI
All Rights Reserved.
Litho in USA.
Code KI-11481R1/KI/VL/211