

January 3, 2011

Updated February 4, 2015

800-424-2432











# Contents

Refer to KI Terms & Conditions document or visit [ki.com](http://ki.com).

<b>Ordering C.O.M., C.O.L., and C.O.V. High Point</b>	2
Shipping Location	4
<b>Arissa®</b>	
General information	6
Lobby and Lounge Seating	8
<b>Cinturon™</b>	
General Information	14
Lobby and Lounge Seating	16
<b>Cody™</b>	
General Information	20
Lobby and Lounge Seating	22
<b>Hub®</b>	
General Information	26
Typicals	30
Lobby and Lounge Seating	34
Tables	34
Replacements	34
<b>Jessa™</b>	
General Information	54
Lobby and Lounge Seating	56
<b>Lyra®</b>	
General Information	64
Lounge	68
Parlor	72
Club	74
Replacement Parts	76
Tables-Laminate	78
Tables-Veneer	82
<b>Mesa™</b>	
General Information	86
Lobby and Lounge Seating	88
<b>Neena™</b>	
General Information-Benches	90
Benches	92
<b>Relax™</b>	
General Information	94
Lobby and Lounge Seating	96
<b>Sela™</b>	
General Information	100
Lobby and Lounge Seating	102
Tables	110
Cube Tables	112
Replacement Parts	114
<b>Soltice®</b>	
General Information	116
Lobby and Lounge Seating	118
Replacement Parts	126
Lobby and Lounge Seating	132
Replacement Parts	136
<b>Tea Cup™</b>	
General Information	138
Lobby and Lounge Seating	140
<b>Three®</b>	
General Information-Benches	152
Benches	154
<b>Index</b>	156



# Ordering C.O.M., C.O.L., and C.O.V.

High Point

## Customer's Own Material ■

Specifications Form

August 2014

All fabrics, including COM, COL, KOM and in grades will be applied at the factory's discretion. If a pattern or stripe is to be applied in a certain direction, the customer MUST specify this in writing on the P.O. and attach a sample of the fabric with it running in the application direction to the P.O. Specifying fabric direction may increase the amount of COM or KOM yardage required. Check with KI Customer Service to see if an increase in yardage is necessary BEFORE specifying, ordering and sending COM and COL to the factory or having KOM quoted.

ALL C.O.M AND C.O.L SHIPMENTS  
MUST BE PREPAID TO: KI  
217 Feld Avenue  
High Point, NC 27263

COM and COL must be identified as follows:

1. Name and address
2. Your purchase order number
3. Our style number to which fabric is to be applied
4. Supplier name and fabric name, number, and color

COLLECT SHIPMENTS WILL BE REFUSED.

SHIPMENT SCHEDULE WILL BE GIVEN WHEN ALL FABRIC IS RECEIVED FOR ENTIRE ORDER

YARDAGE REQUIREMENTS LISTED IN PRICE LIST ARE BASED ON PLAIN GOODS 54" WIDE. Fabrics less than 54" wide, or those requiring matching (stripes, plaids, prints, large patterns) will require additional yardage based on the fabric used and the item ordered. FABRIC WITH NAP: IF USING MOHAIR, VELVET OR ANY FABRIC WITH A "NAP", INCREASE YARDAGE REQUIRE BY 11%. CONSULT MATRIX BELOW FOR ADDITIONAL YARDAGE NEEDED.

C.O.M. INCREASE MATRIX (The yardage matrix is also applicable to any reservations of KI Ingrade, Pallas, or KOM upholsteries).

This table is a general guide.

FABRIC WIDTH	PLAIN FABRIC	UNDER 7" REPEAT	8"-13" REPEAT	14"-21" REPEAT	22"-27" REPEAT	28"-33" REPEAT	34"-40" REPEAT	41"-48" REPEAT
54"	0	20%	25%	30%	40%	50%	60%	70%
51"-53"	15%	25%	30%	35%	45%	60%	70%	80%
48"-50"	20%	30%	35%	40%	50%	65%	75%	85%
45"-47"	30%	45%	50%	55%	60%	80%	90%	100%
36"-44"	50%	65%	70%	75%	80%	100%	110%	120%

FABRIC WITH DOUBLE REPEAT: IF USING A FABRIC WITH A DOUBLE REPEAT, PLEASE FOLLOW THIS FORMULA: TAKE THE TOTAL AMOUNT OF THE LARGER AND HALF OF THE SMALLER REPEAT; ADD TOGETHER TO FIND THE CORRECT OVERALL REPEAT. EXAMPLE: 10" VERTICAL WITH 14" HORIZONTAL WOULD BE  $14 + 5 = 19$ .

IF FABRIC COMES IN ON MULTIPLE ROLLS, ONE ADDITIONAL YARD PER ROLL NEEDS TO BE ADDED TO THE YARDAGE REQUIREMENT.

SPECIAL NOTE: WE CAN ASSUME NO RESPONSIBILITY FOR THE DURABILITY OR TAILORING QUALITY OF CUSTOMER FURNISHED COVERINGS (C.O.M.) OR KOM. KOM: is fabric that KI will purchase for you at jobber's price (net) plus a nominal charge for handling, shipping, and managing.







## Customer's Own Material ■

Specifications Form

August 2014

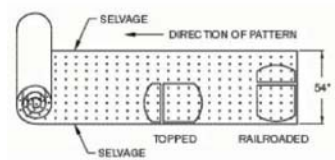
### ADDITIONAL NOTES:

- Orders cannot go into production without the information listed at right.
- Attach memo sample to this approval sheet.
- If your order has been placed, list PO# \_\_\_\_\_
- The cost of the COM sample will be paid by the client.
- Even after preliminary approval, KI reserves the right to reject COM/COL if necessary when the quality is not satisfactory for the product to be upholstered. KI assumes no responsibility for its overall appearance, flammability, durability, color fastness or any other quality after upholstered on a KI product.

### ALL COM MUST BE APPROVED.

Photocopy this form and submit with COM fabric for approval:

(This fabric approval is for the purpose of advising how to apply your COM fabric, verify yardage required, and suitability.)



YOUR COMPANY NAME \_\_\_\_\_

PHONE \_\_\_\_\_ FAX \_\_\_\_\_

Material Supplier \_\_\_\_\_

Material Name \_\_\_\_\_ Number \_\_\_\_\_

Material Color \_\_\_\_\_ Width \_\_\_\_\_

Vertical Repeat \_\_\_\_\_ Horizontal Repeat \_\_\_\_\_

Fiber Content \_\_\_\_\_

Direction Stripe/Pattern to be applied \_\_\_\_\_

### COM TO BE USED ON THE FOLLOWING:

QTY      PRODUCT NAME/NUMBER






# Ordering C.O.M., C.O.L., and C.O.V.

Shipping Location

## C.O.M. SHIPPING LOCATION

### Architectural Walls

Genius Walls ..... MN

### Casegoods

Dante Benches ..... AG  
Darwin Tackboards ..... MN  
Aristotle Tackboards ..... MN

### Classroom Furniture

360° Classroom Furniture ..... BW  
Intellect Wave Chairs ..... GB  
Dorsal 1090 Chairs ..... GB  
Dorsal Student Desks ..... GB  
Learn2 ..... GB

### Desking

700 Series Desking ..... KP  
Balance Overheads ..... MN  
Genesis Desking ..... MN  
True Desking ..... KP  
Universal Overheads ..... MN  
WorkZone Desking ..... MN

### Files & Storage

700 Series Pedestal Cushion ..... GB  
U-Series Pedestal Cushion ..... GB

### Fixed Seating

Concerto Auditorium Seating ..... BW  
Single Pedestal Seating ..... GB  
Jury Base Seating ..... GB  
Lancaster Auditorium Seating ..... BW  
Sequence Seating ..... GB  
University Seating ..... GB

### Panel Systems

All Terrain ..... KP  
Balance Overheads ..... MN  
System 3000 ..... MN

Universal Overheads ..... MN  
Wireworks ..... MN  
Unite ..... MN

### Residence Hall Furniture

RoomScape Furniture ..... MN

### Screens

True/Volition ..... KP  
Genesis ..... KP

### Seating

100 Series Folding Chairs ..... BW  
300 Series Folding Chairs ..... BW  
600 Series Stools ..... BW  
700 Series Folding Chairs ..... BW  
1000 Series ..... GB  
Aerdyn Guest Seating ..... HN  
Affina Collection ..... HN  
Arisa Lounge ..... HN  
Aston Guest Seating ..... HN  
Altus Task Chairs ..... TM  
Auditorium Folding Chairs ..... BW  
Avail Task Chairs ..... OM  
Bantam Guest Seating ..... HN  
Briar Multiple & Healthcare Seating ..... HN  
Cinturon Lounge & Professional Seating ..... HN  
Cody Lounge Seating ..... HN  
Dorsal Stack & Tandem Seating ..... GB  
Engage Task Chairs & Stools ..... GB  
Flex Multiple & Healthcare Seating ..... HN  
Front Row Seats (Silk Screening) ..... BW  
GateOne Public Seating ..... BW  
Grand Salon Lounge Seating & Benches ..... HN  
Grazie Seating ..... GB  
Hub Modular Lounge Seating ..... HN  
Impress Task Chairs ..... OM  
Impress Ultra Task Chairs ..... OM  
Jessa Lounge Seating ..... HN

Kismet Task/Guest Chairs & Stools ..... OM  
Kurv Benches ..... HN  
LaResta Day Beds ..... HN  
Maestro Stack Chairs ..... GB  
Matrix Stack Chairs ..... GB  
Medical & Laboratory Stools ..... OM  
Mesa Lounge & Task Seating ..... HN  
MI6 Nesting Chairs ..... TM  
MyWay Seating ..... HN  
Neena Benches ..... HN  
OnTask ..... OM  
Opt4 ..... GB  
Perry Stack Chairs ..... GB  
Perth Multiple & Healthcare Seating ..... HN  
Perth II Healthcare Seating ..... HN  
Pilot Task Chairs ..... OM  
Piretti 2000 Series Seating ..... GB  
Piretti Stack Chairs ..... GB  
Promenade Seating System ..... BW  
Quatro Guest Seating ..... HN  
Rapture Stack Chairs & Stools ..... GB  
Relax Lounge Seating ..... HN  
Rose Healthcare ..... BW  
Sela Lounge Seating ..... HN  
Silhouette Stack Chairs & Stools ..... BW  
Soltice Multiple, Healthcare & Guest ..... HN  
Soltice II Healthcare Seating ..... HN  
Strive Multiple, Stack & Task ..... GB  
Tea Cup Lounge Seating ..... HN  
Three Multiple, Healthcare & Lounge ..... HN  
Three II Healthcare Seating ..... HN  
Torsion-on-the-Go! Nesting Chairs ..... GB  
Torsion Air Stack and Task Seating ..... GB  
Torsion Stack and Task Seating ..... GB  
Versa Stack Chairs & Stools ..... GB

### Site Furnishings

Logix ..... BW

## KI Manufacturing Sites - Customer's Own Material Shipment Manufacturing Site Addresses

### AG

Contact KI at  
1-800-424-2432

### GB

KI Green Bay  
Attn: COM Storage  
1687 Westminster Drive - Gate 3  
Green Bay, WI 54302

### HN

KI-HN  
Attn: COM Storage  
217 Feld Avenue  
High Point, NC 27263

### KP

KI Pembroke  
Attn: COM Storage  
1000 Olympic Dr.  
Pembroke, Ontario K8A6X7

### MN

KI Manitowoc  
Attn: COM Storage  
1400 S. 41st St.  
Manitowoc, WI 54220

### BW

KI Bonduel  
Attn: COM Storage  
204 West South St.  
Bonduel, WI 54107

### KI Crossroads

Attn: Kira Banfill  
280 North Road  
Clinton County  
Industrial Park  
McElhattan, PA 17748

### OM

Impress/Impress Ultra/Avail/  
Kismet/Medical Stools/Pilot  
Attn: COM Storage  
1110 S. Mildred Ave.  
Ontario, CA 91761

### TM

KI Tupelo  
2112 South Green St.  
Tupelo, MS 38804





# Ordering C.O.M., C.O.L., and C.O.V.

Shipping Location





# Arissa®

General information



General Dimensions					
Seat width	31"	31"	31"	51-1/2"	51-1/2"
Seat depth	18-3/4"	18-3/4"	18-3/4"	19-1/2"	19-1/2"
Seat height	19-1/2"	19-1/2"	19-1/2"	19-1/2"	19-1/2"
Arm width		2-1/2"	2-1/2"	2-1/2"	2-1/2"
Arm height		29-1/2"	29-1/2"	29-1/2"	29-1/2"
Overall Dimensions					
Width	36"	36"	36"	54-1/2"	54-1/2"
Depth	27-1/4"	27-1/4"	27-1/4"	27-1/4"	27-1/4"
Height	32"	32"	32"	32"	32"

## UPHOLSTERY INFORMATION

### C.O.M. Fabric

For C.O.M. fabric sent to KI-High Point on multiple rolls, add an additional yard of fabric per roll to the yardage requirements. Multiple rolls have shorter pieces of fabric on them and do not allow nesting and stacking of the fabric to achieve the best yeild as is done with one large roll. This results in yardage shortages and requests for additional fabric from the client, which can delay an order. For each roll that is sent, one yard needs to be added to one of the rolls, not separately.

### Fabric Disclaimer

Fabric will be applied as swatched by the fabric manufacturer. Fabric that is required to be applied differently than is swatched will need a Special Cost Request written specifying the direction the fabric is to be applied. The posted standard lead time will apply to the Special Cost Request.

## FINISH INFORMATION

### SPECIAL FINISH MATCHES

KI can match special finish requests at an upcharge of \$64 List per item, up to 12 or a maximum charge of \$771 List per order per color. Special finish requests must be sent to your KI customer service representative.

Upon receipt from KI, the finishing department will prepare a "strike-off" which will be sent to the customer for approval.

The approval form accompanying the strike-off should be faxed to your KI customer service representative. Upon receipt of the signed approval form, KI will proceed with the order. Disapproved samples may be sent back to KI directly with an explanation of disapproval. A Special Finish Number (SFN) will be assigned to this finish sample for future reference or reorders





Round Ottoman  
(A320-36R)

Oval Ottoman 24x30  
(A320-24300)

Oval Ottoman 36x48  
(A320-36480)

#### General Dimensions

Seat width

Seat depth

Seat height

Arm width

Arm height

#### Overall Dimensions

Width

36"

30"

48"

Depth

36"

24"

36"

Height

18-1/2"

18-1/2"

18-1/2"

#### INFORMATION

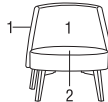
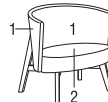
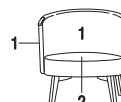
##### Warranty

Refer to KI Terms & Conditions document or visit [ki.com](http://ki.com).



# Arissa®

Lobby and Lounge Seating

				MODEL NUMBER						
				Basic Model	Non-Contrast or Fabric Contrast 1	Fabric Contrast 2	Wood Finish	Fire Code	Moisture Barrier	
MODEL	Features	COM								
 ARIS	<b>Armless Chair</b> <ul style="list-style-type: none"><li>1 = Back (Fabric Contrast 1) C.O.M. = 1.75 yd</li><li>2 = Seat (Fabric Contrast 2) C.O.M. = 1.25 yd</li></ul>	Non-contrast	3 yd	A323A/NC	<input type="checkbox"/> <input type="checkbox"/> <input type="checkbox"/> <input type="checkbox"/>		<input type="checkbox"/> <input type="checkbox"/> <input type="checkbox"/> <input type="checkbox"/>	<input type="checkbox"/> <input type="checkbox"/> <input type="checkbox"/> <input type="checkbox"/>	<input type="checkbox"/> <input type="checkbox"/> <input type="checkbox"/> <input type="checkbox"/>	
		Contrast		A323A/FC	<input type="checkbox"/> <input type="checkbox"/> <input type="checkbox"/> <input type="checkbox"/>	<input type="checkbox"/> <input type="checkbox"/> <input type="checkbox"/> <input type="checkbox"/>	<input type="checkbox"/> <input type="checkbox"/> <input type="checkbox"/> <input type="checkbox"/>	<input type="checkbox"/> <input type="checkbox"/> <input type="checkbox"/> <input type="checkbox"/>	<input type="checkbox"/> <input type="checkbox"/> <input type="checkbox"/> <input type="checkbox"/>	
 ARIS	<b>Arm Chair</b> <ul style="list-style-type: none"><li>1 = Back and arms (Fabric Contrast 1) C.O.M. = 2.5 yd</li><li>2 = Seat (Fabric Contrast 2) C.O.M. = 1.25 yd</li></ul>	Non-contrast	3.5 yd	A323/NC	<input type="checkbox"/> <input type="checkbox"/> <input type="checkbox"/> <input type="checkbox"/>		<input type="checkbox"/> <input type="checkbox"/> <input type="checkbox"/> <input type="checkbox"/>	<input type="checkbox"/> <input type="checkbox"/> <input type="checkbox"/> <input type="checkbox"/>	<input type="checkbox"/> <input type="checkbox"/> <input type="checkbox"/> <input type="checkbox"/>	
		Contrast		A323/FC	<input type="checkbox"/> <input type="checkbox"/> <input type="checkbox"/> <input type="checkbox"/>	<input type="checkbox"/> <input type="checkbox"/> <input type="checkbox"/> <input type="checkbox"/>	<input type="checkbox"/> <input type="checkbox"/> <input type="checkbox"/> <input type="checkbox"/>	<input type="checkbox"/> <input type="checkbox"/> <input type="checkbox"/> <input type="checkbox"/>	<input type="checkbox"/> <input type="checkbox"/> <input type="checkbox"/> <input type="checkbox"/>	
 ARIS	<b>Arm Chair with Caps</b> <ul style="list-style-type: none"><li>1 = Back and arms (Fabric Contrast 1) C.O.M. = 2.5 yd</li><li>2 = Seat (Fabric Contrast 2) C.O.M. = 1.25 yd</li></ul>	Non-contrast	3.5 yd	A323WA/NC	<input type="checkbox"/> <input type="checkbox"/> <input type="checkbox"/> <input type="checkbox"/>		<input type="checkbox"/> <input type="checkbox"/> <input type="checkbox"/> <input type="checkbox"/>	<input type="checkbox"/> <input type="checkbox"/> <input type="checkbox"/> <input type="checkbox"/>	<input type="checkbox"/> <input type="checkbox"/> <input type="checkbox"/> <input type="checkbox"/>	
		Contrast		A323WA/FC	<input type="checkbox"/> <input type="checkbox"/> <input type="checkbox"/> <input type="checkbox"/>	<input type="checkbox"/> <input type="checkbox"/> <input type="checkbox"/> <input type="checkbox"/>	<input type="checkbox"/> <input type="checkbox"/> <input type="checkbox"/> <input type="checkbox"/>	<input type="checkbox"/> <input type="checkbox"/> <input type="checkbox"/> <input type="checkbox"/>	<input type="checkbox"/> <input type="checkbox"/> <input type="checkbox"/> <input type="checkbox"/>	
				<b>A</b>	<b>B</b>	<b>C</b>	<b>D</b>	<b>E</b>	<b>F</b>	

## HOW TO ORDER

Indicate the following information on order form:

1. Quantity of each item.
2. Model number, including options. See "How To Build a Model Number".
3. Any special service required.

Note:

- The ☐ indicates that a choice is required.
- The absence of the ☐ indicates that no choice is required.
- Alpha-numeric characters in place of ☐ indicate that no other alternatives are available.

## HOW TO BUILD A MODEL NUMBER

upcharge.

- A** Select basic model.
- B** Select non-contrast or fabric contrast 1.  
Refer to color addendum at [ki.com](http://ki.com) or KI Fabrics & Finishes binder.
- C** Select fabric contrast 2.  
Refer to color addendum at [ki.com](http://ki.com) or KI Fabrics & Finishes binder.
- D** Select wood finish color.  
Refer to color addendum at [ki.com](http://ki.com) or KI Fabrics & Finishes binder.
- E** Select fire code.  
NFR - Compliance to TB 117-2013  
FR - Compliance to TB 133  
See pricing column for TB133 upcharge.
- F** Select moisture barrier.  
NMB - No moisture barrier  
MB - Moisture barrier  
See pricing column for moisture barrier

## KENSINGTON MAPLE UPCHARGE

Kensington Maple requires extended leadtimes.

Model	
A323/NC	\$40
A323/FC	\$40
A323A/NC	\$40
A323A/FC	\$40
A323WA/NC	\$53
A323WA/FC	\$53
A333/NC	\$40
A333/FC	\$40
A333WA/NC	\$53
A333WA/FC	\$53
A320-36R	\$39
A320-24300	\$39
A320-36480	\$39





Approx. Packaged Weight	Grade C.O.M.	Grade C	Grade D	Grade E & C.O.L.	Grade F	Grade G	Grade H	Grade I	Grade J	Grade K	Grade L Leather	Grade M Leather	TB133 add to list price	Moisture Barrier add to list price
65.0#	\$ 1805	\$ 1928	\$ 1961	\$ 1997	\$ 2027	\$ 2078	\$ 2131	\$ 2196	\$ 2324	\$ 2451	\$ 2581	\$ 2853	\$ 291	\$ 221
65.0#	1857	1980	2015	2049	2078	2131	2183	2249	2376	2504	2632	2905	291	221
65.0#	\$ 1876	\$ 2015	\$ 2055	\$ 2096	\$ 2125	\$ 2189	\$ 2249	\$ 2324	\$ 2475	\$ 2627	\$ 2776	\$ 3080	\$ 307	\$ 226
65.0#	1928	2067	2108	2148	2178	2241	2300	2376	2528	2679	2831	3133	307	226
65.0#	\$ 1980	\$ 2125	\$ 2160	\$ 2207	\$ 2235	\$ 2300	\$ 2358	\$ 2435	\$ 2586	\$ 2737	\$ 2888	\$ 3191	\$ 307	\$ 226
65.0#	2033	2178	2212	2259	2288	2352	2411	2486	2638	2790	2940	3243	307	226

## INFORMATION

### C.O.M. Requirements

C.O.M. yardage requirements listed above are based on plain goods 54" wide. If less than 54" wide or fabrics requiring matching (stripes, plaids, prints, large patterns), additional yardage will be needed. Consult C.O.M. matrix on the Ordering C.O.M. and C.O.L. page for additional yardage needed. For C.O.M. fabric sent to KI-High Point on multiple rolls, add an additional yard of fabric per roll to the yardage requirements.

### C.O.L. Requirements

Figure 18 sq. ft. of leather (C.O.L.) for each yard shown (i.e., 4.75 x 18 = 85.5 sq. ft.).

### Contrasting Upholstery

When contrasting fabric is chosen, price at highest in-grade.

### Minimum Fabric/Leather Quantity

Minimum order for fabric is 1 yard. Minimum order for leather is 1 hide (approx-

mately 50 sq. ft.).

### California TB133 Fire Safety Code

The above seating products can be manufactured using the appropriate flame-retardant materials and fabric selections for compliance to California Technical Bulletin 133. Please contact KI customer service for fabric compliance. Not available with moisture barrier.

### Construction

Frame constructed of kiln-dried lumber and laminated hardwood plywood. Exposed wood components finished with catalyzed varnish (specify finish when ordering). Tight seat and tight back constructed with stretch strap webbing stapled into position. Multiple densities of polyurethane foam covered with a layer of .75 super soft foam.

## SPECIAL SERVICES

### Special Carton Marking

With specially marked information N/C

### Shipping

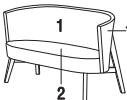

Shipped **assembled freight prepaid f.o.b. High Point, North Carolina 27263** factory. Freight class #175.

Specifications and prices are subject to change without prior notice.



# Arissa®

Lobby and Lounge Seating

				MODEL NUMBER						
				Basic Model	Non-Contrast or Fabric Contrast 1	Fabric Contrast 2	Wood Finish	Fire Code	Moisture Barrier	
MODEL	Features	COM								
 ARIS	<b>Loveseat with Arms</b>	Non-contrast	4 yd	A333/NC	□□□□		□□□	□□□	□□□	
	• 1 = Back and arms (Fabric Contrast 1) C.O.M. = 3 yd	Contrast		A333/FC	□□□□	□□□□	□□□	□□□	□□□	
	• 2 = Seat (Fabric Contrast 2) C.O.M. = 1.5 yd									
 ARIS	<b>Loveseat with Wood Armcaps</b>	Non-contrast	4 yd	A333WA/NC	□□□□		□□□	□□□	□□□	
	• 1 = Back and arms (Fabric Contrast 1) C.O.M. = 3 yd	Contrast		A333WA/FC	□□□□	□□□□	□□□	□□□	□□□	
	• 2 = Seat (Fabric Contrast 2) C.O.M. = 1.5 yd									
				<b>A</b>	<b>B</b>	<b>C</b>	<b>D</b>	<b>E</b>	<b>F</b>	

### HOW TO ORDER

Indicate the following information on order form:

- Quantity of each item.
- Model number, including options. See “How To Build a Model Number”.
- Any special service required.

Note:

- The ☐ indicates that a choice is required.
- The absence of the ☐ indicates that no choice is required.
- Alpha-numeric characters in place of ☐ indicate that no other alternatives are available.

### HOW TO BUILD A MODEL NUMBER

upcharge.

- A** Select basic model.
- B** Select non-contrast or fabric contrast 1.  
Refer to color addendum at ki.com or KI Fabrics & Finishes binder.
- C** Select fabric contrast 2.  
Refer to color addendum at ki.com or KI Fabrics & Finishes binder.
- D** Select wood finish color.  
Refer to color addendum at ki.com or KI Fabrics & Finishes binder.
- E** Select fire code.  
**FR** - Compliance to TB 133  
**NFR** - Compliance to TB 117-2013  
See pricing column for TB133 upcharge.
- F** Select moisture barrier.  
**NMB** - No moisture barrier  
**MB** - Moisture barrier  
See pricing column for moisture barrier

### KENSINGTON MAPLE UPCHARGE

Kensington Maple requires extended leadtimes.

Model	
A323/NC	\$40
A323/FC	\$40
A323A/NC	\$40
A323A/FC	\$40
A323WA/NC	\$53
A323WA/FC	\$53
A333/NC	\$40
A333/FC	\$40
A333WA/NC	\$53
A333WA/FC	\$53
A320-36R	\$39
A320-24300	\$39
A320-36480	\$39





Approx. Packaged Weight	Grade C.O.M.	Grade C	Grade D	Grade E & C.O.L.	Grade F	Grade G	Grade H	Grade I	Grade J	Grade K	Grade L Leather	Grade M Leather	TB133 add to list price	Moisture Barrier add to list price
85.0#	\$ 2566	\$ 2812	\$ 2877	\$ 2953	\$ 3005	\$ 3109	\$ 3214	\$ 3343	\$ 3599	\$ 3861	\$ 4116	\$ 4636	\$ 387	\$ 255
85.0#	2647	2891	2956	3032	3083	3189	3293	3422	3677	3939	4195	4713	387	255
85.0#	\$ 2672	\$ 2917	\$ 2981	\$ 3063	\$ 3116	\$ 3214	\$ 3319	\$ 3447	\$ 3709	\$ 3966	\$ 4228	\$ 4747	\$ 387	\$ 255
85.0#	2752	2997	3060	3143	3195	3293	3398	3526	3788	4045	4306	4824	387	255

## INFORMATION

### C.O.M. Requirements

C.O.M. yardage requirements listed above are based on plain goods 54" wide. If less than 54" wide or fabrics requiring matching (stripes, plaids, prints, large patterns), additional yardage will be needed. Consult C.O.M. matrix on the Ordering C.O.M. and C.O.L. page for additional yardage needed. For C.O.M. fabric sent to KI-High Point on multiple rolls, add an additional yard of fabric per roll to the yardage requirements.

### C.O.L. Requirements

Figure 18 sq. ft. of leather (C.O.L.) for each yard shown (i.e., 4.75 x 18 = 85.5 sq. ft.).

### Contrasting Upholstery

When contrasting fabric is chosen, price at highest in-grade.

### Minimum Fabric/Leather Quantity

Minimum order for fabric is 1 yard. Minimum order for leather is 1 hide (approx-

mately 50 sq. ft.).

### California TB133 Fire Safety Code

The above seating products can be manufactured using the appropriate flame-retardant materials and fabric selections for compliance to California Technical Bulletin 133. Please contact KI customer service for fabric compliance. Not available with moisture barrier.

### Construction

Frame constructed of kiln-dried lumber and laminated hardwood plywood. Exposed wood components finished with catalyzed varnish (specify finish when ordering). Tight seat and tight back constructed with stretch strap webbing stapled into position. Multiple densities of polyurethane foam covered with a layer of .75 super soft foam.

## SPECIAL SERVICES

### Special Carton Marking

With specially marked information N/C




### Shipping

Shipped **assembled freight prepaid f.o.b. High Point, North Carolina 27263** factory. Freight class #175.

Specifications and prices are subject to change without prior notice.



Arissa®  
Lobby and Lounge Seating

				MODEL NUMBER					
				Basic Model	Non-Contrast or Fabric Contrast 1	Wood Finish	Fire Code	Moisture Barrier	
	MODEL Round Ottoman	Features 36D"	COM 2 yd	A320-36R	□□□□	□□□	□□□	□□□	65.0#
ARIS									
	MODEL Oval Ottoman	Features 24D x 30W"	COM 1.5 yd	A320-24300	□□□□	□□□	□□□	□□□	50.0#
ARIS									
	MODEL Oval Ottoman	Features 36D x 48W"	COM 2.5 yd	A320-36480	□□□□	□□□	□□□	□□□	65.0#
ARIS									
				A	B	C	D	E	

HOW TO ORDER

Indicate the following information on order form:

1. Quantity of each item.
2. Model number, including options. See "How To Build a Model Number".
3. Any special service required.

Note:

- The □ indicates that a choice is required.
- The absence of the □ indicates that no choice is required.
- Alpha-numeric characters in place of □ indicate that no other alternatives are available.

HOW TO BUILD A MODEL NUMBER

- A** Select basic model.
- B** Select non-contrast or fabric contrast 1.  
Refer to color addendum at [ki.com](#) or KI Fabrics & Finishes binder.
- C** Select wood finish color.  
Refer to color addendum at [ki.com](#) or KI Fabrics & Finishes binder.
- D** Select fire code.
- |            |                             |
|------------|-----------------------------|
| <b>NFR</b> | - Compliance to TB 117-2013 |
| <b>FR</b>  | - Compliance to TB 133      |
- See pricing column for TB133 upcharge.
- E** Select moisture barrier.
- |            |                       |
|------------|-----------------------|
| <b>NMB</b> | - No moisture barrier |
| <b>MB</b>  | - Moisture barrier    |
- See pricing column for moisture barrier upcharge.

KENSINGTON MAPLE UPCHARGE

Kensington Maple requires extended leadtimes.

Model	
A323/NC	\$40
A323/FC	\$40
A323A/NC	\$40
A323A/FC	\$40
A323WA/NC	\$53
A323WA/FC	\$53
A333/NC	\$40
A333/FC	\$40
A333WA/NC	\$53
A333WA/FC	\$53
A320-36R	\$39
A320-24300	\$39
A320-36480	\$39





Grade C.O.M.	Grade C	Grade D	Grade E & C.O.L.	Grade F	Grade G	Grade H	Grade I	Grade J	Grade K	Grade L Leather	Grade M Leather	TB133 add to list price	Moisture Barrier add to list price
\$ 1467	\$ 1549	\$ 1566	\$ 1596	\$ 1613	\$ 1648	\$ 1682	\$ 1723	\$ 1812	\$ 1898	\$ 1985	\$ 2155	\$ 259	\$ 221
\$ 1356	\$ 1421	\$ 1438	\$ 1457	\$ 1467	\$ 1496	\$ 1519	\$ 1554	\$ 1620	\$ 1682	\$ 1747	\$ 1876	\$ 243	\$ 171
\$ 1654	\$ 1752	\$ 1783	\$ 1812	\$ 1834	\$ 1876	\$ 1923	\$ 1975	\$ 2086	\$ 2189	\$ 2300	\$ 2515	\$ 275	\$ 221

## INFORMATION

### C.O.M. Requirements

C.O.M. yardage requirements listed above are based on plain goods 54" wide. If less than 54" wide or fabrics requiring matching (stripes, plaids, prints, large patterns), additional yardage will be needed. Consult C.O.M. matrix on the Ordering C.O.M. and C.O.L. page for additional yardage needed. For C.O.M. fabric sent to KI-High Point on multiple rolls, add an additional yard of fabric per roll to the yardage requirements.

### C.O.L. Requirements

Figure 18 sq. ft. of leather (C.O.L.) for each yard shown (i.e., 4.75 x 18 = 85.5 sq. ft.).

### Contrasting Upholstery

When contrasting fabric is chosen, price at highest in-grade.

### Minimum Fabric/Leather Quantity

Minimum order for fabric is 1 yard. Minimum order for leather is 1 hide (approx-

mately 50 sq. ft.).

### California TB133 Fire Safety Code

The above seating products can be manufactured using the appropriate flame-retardant materials and fabric selections for compliance to California Technical Bulletin 133. Please contact KI customer service for fabric compliance. Not available with moisture barrier.

### Construction

Frame constructed of kiln-dried lumber and laminated hardwood plywood. Exposed wood components finished with catalyzed varnish (specify finish when ordering). Tight seat and tight back constructed with stretch strap webbing stapled into position. Multiple densities of polyurethane foam covered with a layer of .75 super soft foam.

## SPECIAL SERVICES

### Special Carton Marking

With specially marked information N/C

### Shipping

Shipped **assembled freight prepaid f.o.b. High Point, North Carolina 27263** factory. Freight class #175.

Specifications and prices are subject to change without prior notice.



# Cinturon™

General Information



Lounge Chair



Loveseat



Sofa

General Dimensions			
Seat width	21"	44"	60"
Seat depth	21"	21"	21"
Seat height	18-1/2"	18-1/2"	18-1/2"
Arm width	5-1/2"	5-1/2"	5-1/2"
Arm height	26-1/4" (Midway)	26-1/4" (Midway)	26-1/4" (Midway)
Overall Dimensions			
Width	32"	55"	71"
Depth	34-3/4"	34-3/4"	34-3/4"
Height	34"	34"	34"

SPECIFICATIONS

Complimentary Furniture

The following lounge collections offer complimentary furniture that creates continuity and a cohesive look throughout a facility. These complimentary pieces can be found in other sections of the KI price list.

CINTURON - Cinturon™ Professional Chairs

GRAND SALON - Grand Salon® Benches

MESA - Mesa™ Professional Chairs, Quatro™ Guest Chairs

NEENA - Neena™ Benches

POMFRET - Pomfret™ Guest Chairs

SOLTICE - Soltice® Healthcare Seating, Soltice® Multiple Seating, Soltice® Guest Chairs, LaResta® Day Bed

UPHOLSTERY INFORMATION

C.O.M. Fabric

For C.O.M. fabric sent to KI-High Point on multiple rolls, add an additional yard of fabric per roll to the yardage requirements. Multiple rolls have shorter pieces of fabric on them and do not allow nesting and stacking of the fabric to achieve the best yield as is done with one large roll. This results in yardage shortages and requests for additional fabric from the client, which can hold up the order. For each roll that is sent, one yard needs to be added and needs to be added to one of the rolls, not separately.

Fabric Disclaimer

Fabric will be applied as swatched by the fabric manufacturer. Fabric that is required to be applied differently than is swatched will need a Special Cost Request written specifying the direction the fabric is to be applied. The posted standard lead time will apply to the Special Cost Request.

FINISH INFORMATION

SPECIAL FINISH MATCHES

KI can match special finish requests at an upcharge of \$64 List per item, up to 12 or a maximum charge of \$771 List per order per color. Special finish requests must be sent to your KI customer service representative.

Upon receipt from KI, the finishing department will prepare a "strike-off" which will be sent to the customer for approval.

The approval form accompanying the strike-off should be faxed to your KI customer service representative. Upon receipt of the signed approval form, KI will proceed with the order. Disapproved samples may be sent back to KI directly with an explanation of disapproval. A Special Finish Number (SFN) will be assigned to this finish sample for future reference or reorders





#### INFORMATION


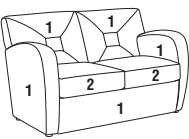
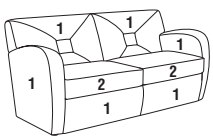
**Warranty**

Refer to KI Terms & Conditions document  
or visit [ki.com](http://ki.com)



# Cinturon™

Lobby and Lounge Seating

MODEL	Features	COM	MODEL NUMBER					
			Basic Model	Non-Contrast or Fabric Contrast 1	Fabric Contrast 2	Fire Code	Moisture Barrier	
	<b>Lounge Chair</b>	Non-contrast 5.25 yd	6123NW/NC	□□□□		□□□	□□□	
	• 1 = Back and arms (Fabric Contrast 1) C.O.M. = 4.75 yd	Contrast	6123NW/FC	□□□□	□□□□	□□□	□□□	
	• 2 = Seat (Fabric Contrast 2) C.O.M. = 1 yd							
CNLS								
	<b>Loveseat</b>	Non-contrast 8.75 yd	6133NW/NC	□□□□		□□□	□□□	
	• 1 = Back and arms (Fabric Contrast 1) C.O.M. = 7.5 yd	Contrast	6133NW/FC	□□□□	□□□□	□□□	□□□	
	• 2 = Seat (Fabric Contrast 2) C.O.M. = 1.75 yd							
CNLS								
	<b>Sofa</b>	Non-contrast 12.25 yd	6143NW/NC	□□□□		□□□	□□□	
	• 1 = Back and arms (Fabric Contrast 1) C.O.M. = 10.5 yd	Contrast	6143NW/FC	□□□□	□□□□	□□□	□□□	
	• 2 = Seat (Fabric Contrast 2) C.O.M. = 2.5 yd							
CNLS								

A

B

C

D

E

## HOW TO ORDER

Indicate the following information on order form:

- Quantity of each item.
- Model number, including options. See "How To Build a Model Number".
- Any special service required.

Note: • The ☐ indicates that a choice is required.

- The absence of the ☐ indicates that no choice is required.
- Alpha-numeric characters in place of ☐ indicate that no other alternatives are available.

## HOW TO BUILD A MODEL NUMBER

**A** Select basic model.

**B** Select non-contrast or fabric contrast 1.  
Refer to color addendum at ki.com or KI Fabrics & Finishes binder.

**C** Select fabric contrast 2.  
Refer to color addendum at ki.com or KI Fabrics & Finishes binder.

**D** Select fire code.

**NFR** - Compliance to TB 117-2013

**FR** - Compliance to TB 133

See pricing column for TB133 upcharge.

**E** Select moisture barrier.

**NMB** - No moisture barrier

**MB** - Moisture barrier

See pricing column for moisture barrier upcharge.

## INFORMATION

### C.O.M. Requirements

C.O.M. yardage requirements listed above are based on plain goods 54" wide. If less than 54" wide or fabrics requiring matching (stripes, plaids, prints, large patterns), additional yardage will be needed. Consult C.O.M. matrix on the Ordering C.O.M. and C.O.L. page for additional yardage needed. For C.O.M. fabric sent to KI-High Point on multiple rolls, add an additional yard of fabric per roll to the yardage requirements.

### C.O.L. Requirements

Figure 18 sq. ft. of leather (C.O.L.) for each yard shown (i.e., 4.75 x 18 = 85.5 sq. ft.).

### Contrasting Upholstery

When contrasting fabric is chosen, price at highest in-grade.

### Minimum Fabric/Leather Quantity

Minimum order for fabric is 1 yard. Minimum order for leather is 1 hide (approx-





Approx. Packaged Weight	Grade C.O.M.	Grade C	Grade D	Grade E & C.O.L.	Grade F	Grade G	Grade H	Grade I	Grade J	Grade K	Grade L Leather	Grade M Leather	TB133 add to list price	Moisture Barrier add to list price
62.0#	\$ 1382	\$ 1498	\$ 1573	\$ 1662	\$ 1719	\$ 1840	\$ 1956	\$ 2101	\$ 2396	\$ 2693	\$ 2987	\$ 3578	\$ 378	\$ 129
62.0#	1433	1549	1624	1713	1771	1890	2007	2154	2448	2744	3039	3626	378	129
77.0#	\$ 1918	\$ 2091	\$ 2212	\$ 2359	\$ 2458	\$ 2656	\$ 2850	\$ 3096	\$ 3587	\$ 4073	\$ 4565	\$ 5545	\$ 506	\$ 256
77.0#	1993	2168	2290	2436	2536	2731	2927	3172	3664	4150	4642	5620	506	256
94.0#	\$ 2299	\$ 2398	\$ 2561	\$ 2758	\$ 2890	\$ 3151	\$ 3413	\$ 3738	\$ 4394	\$ 5049	\$ 5699	\$ 7008	\$ 632	\$ 385
94.0#	2395	2496	2659	2854	2986	3247	3509	3834	4489	5145	5796	7105	632	385

mately 50 sq. ft).

#### California TB133 Fire Safety Code

The above seating products can be manufactured using the appropriate flame-retardant materials and fabric selections for compliance to California Technical Bulletin 133. Please contact KI customer service for fabric compliance. Not available with moisture barrier.

#### Construction

Frame constructed of kiln-dried hardwood. Cushioning of multiple densities of polyurethane foam and Dacron fiber. Attached backs, semi-attached seat - not removable.

#### SPECIAL SERVICES

##### Special Carton Marking

With specially marked information N/C

##### Shipping

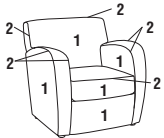
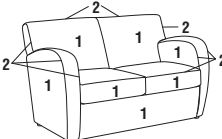
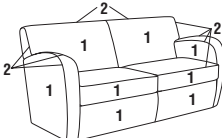
Shipped **assembled freight prepaid f.o.b. High Point, North Carolina 27263** factory. Freight class #175.

Specifications and prices are subject to change without prior notice.



# Cinturon™

Lobby and Lounge Seating

MODEL	Features	COM	MODEL NUMBER					
			Basic Model	Non-Contrast or Fabric Contrast 1	Fabric Contrast 2	Fire Code	Moisture Barrier	
 <p><b>Lounge Chair with Welt</b></p> <ul style="list-style-type: none"> <li>1 = Back, arms and seat (Fabric Contrast 1) C.O.M. = 5.25 yd</li> <li>2 = Welt (Fabric Contrast 2) C.O.M. = .75 yd</li> </ul>	Non-contrast	6 yd	6123WW/NC	□□□□		□□□	□□□	
	Contrast		6123WW/FC	□□□□	□□□□	□□□	□□□	
CNLS								
 <p><b>Loveseat with Welt</b></p> <ul style="list-style-type: none"> <li>1 = Back, arms and seat (Fabric Contrast 1) C.O.M. = 8.75 yd</li> <li>2 = Welt (Fabric Contrast 2) C.O.M. = 1 yd</li> </ul>	Non-contrast	9.75 yd	6133WW/NC	□□□□		□□□	□□□	
	Contrast		6133WW/FC	□□□□	□□□□	□□□	□□□	
CNLS								
 <p><b>Sofa with Welt</b></p> <ul style="list-style-type: none"> <li>1 = Back, arms and seat (Fabric Contrast 1) C.O.M. = 12.25 yd</li> <li>2 = Welt (Fabric Contrast 2) C.O.M. = 1.25 yd</li> </ul>	Non-contrast	13.5 yd	6143WW/NC	□□□□		□□□	□□□	
	Contrast		6143WW/FC	□□□□	□□□□	□□□	□□□	
CNLS								
			<b>A</b>	<b>B</b>	<b>C</b>	<b>D</b>	<b>E</b>	

## HOW TO ORDER

Indicate the following information on order form:

- Quantity of each item.
- Model number, including options. See "How To Build a Model Number".
- Any special service required.

Note: • The □ indicates that a choice is required.

- The absence of the □ indicates that no choice is required.
- Alpha-numeric characters in place of □ indicate that no other alternatives are available.

## HOW TO BUILD A MODEL NUMBER

- A** Select basic model.
- B** Select non-contrast or fabric contrast 1.  
Refer to color addendum at [ki.com](http://ki.com) or KI Fabrics & Finishes binder.
- C** Select fabric contrast 2.  
Refer to color addendum at [ki.com](http://ki.com) or KI Fabrics & Finishes binder.
- D** Select fire code.  
**NFR** - Compliance to TB 117-2013  
**FR** - Compliance to TB 133  
 See pricing column for TB133 upcharge.
- E** Select moisture barrier.  
**NMB** - No moisture barrier  
**MB** - Moisture barrier  
 See pricing column for moisture barrier upcharge.

## INFORMATION

### C.O.M. Requirements

C.O.M. yardage requirements listed above are based on plain goods 54" wide. If less than 54" wide or fabrics requiring matching (stripes, plaids, prints, large patterns), additional yardage will be needed. Consult C.O.M. matrix on the Ordering C.O.M. and C.O.L. page for additional yardage needed. For C.O.M. fabric sent to KI-High Point on multiple rolls, add an additional yard of fabric per roll to the yardage requirements.

### C.O.L. Requirements

Figure 18 sq. ft. of leather (C.O.L.) for each yard shown (i.e., 4.75 x 18 = 85.5 sq. ft.).

### Contrasting Upholstery (Contrasting Welt)

When contrasting fabric (welt) is chosen, price per base fabric chosen (Fabric Contrast 1 = back, arms and seat).





Approx. Packaged Weight	Grade C.O.M.	Grade C	Grade D	Grade E & C.O.L.	Grade F	Grade G	Grade H	Grade I	Grade J	Grade K	Grade L Leather	Grade M Leather	TB133 add to list price	Moisture Barrier add to list price
62.0#	\$ 1519	\$ 1648	\$ 1729	\$ 1827	\$ 1891	\$ 2021	\$ 2151	\$ 2314	\$ 2636	\$ 2961	\$ 3284	\$ 3933	\$ 378	\$ 129
62.0#	1576	1729	1786	1883	1953	2081	2207	2368	2693	3016	3342	3988	378	129
77.0#	\$ 2107	\$ 2312	\$ 2434	\$ 2595	\$ 2704	\$ 2921	\$ 3134	\$ 3404	\$ 3944	\$ 4482	\$ 5021	\$ 6099	\$ 506	\$ 256
77.0#	2191	2384	2518	2680	2788	3005	3195	3487	4028	4566	5105	6181	506	256
94.0#	\$ 2529	\$ 2638	\$ 2819	\$ 3033	\$ 3177	\$ 3464	\$ 3754	\$ 4111	\$ 4832	\$ 5553	\$ 6269	\$ 7709	\$ 632	\$ 385
94.0#	2635	2746	2925	3141	3284	3570	3859	4217	4939	5657	6373	7814	632	385

**Minimum Fabric/Leather Quantity**

Minimum order for fabric is 1 yard. Minimum order for leather is 1 hide (approximately 50 sq. ft).

**California TB133 Fire Safety Code**

The above seating products can be manufactured using the appropriate flame-retardant materials and fabric selections for compliance to California Technical Bulletin 133. Please contact KI customer service for fabric compliance. Not available with moisture barrier.

**Construction**

Frame constructed of kiln-dried hardwood. Cushioning of multiple densities of polyurethane foam and Dacron fiber. Attached backs, semi-attached seat - not removable.

**Welt Option Note**

When welt option is selected, seat back no longer has design detail and is a smooth back.

6123WW - .75 yd or 13.5 sq ft if leather

6133WW - .75 yd or 13.5 sq ft if leather

6143WW - 1 yd or 18 sq ft if leather

**SPECIAL SERVICES**
**Special Carton Marking**

With specially marked information N/C

**Shipping**

Shipped **assembled freight prepaid f.o.b. High Point, North Carolina 27263** factory. Freight class #175.

Specifications and prices are subject to change without prior notice.



Cody™  
General Information



Lounge Chair



Loveseat

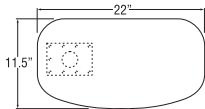


Sofa

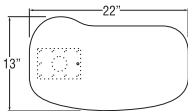


Lounge Chair w/Tablet Arm

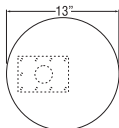
General Dimensions			
Seat width	22"	44"	66"
Seat depth	21-1/2"	21-1/2"	21-1/2"
Seat height	18"	18"	18"
Arm width	5-1/2"	5-1/2"	5-1/2"
Arm height	25"	25"	25"
Overall Dimensions			
Width	33"	55"	77"
Depth	31-1/2"	31-1/2"	31-1/2"
Height	30"	30"	30"
Tablet width			22"
Tablet depth			11-1/2"



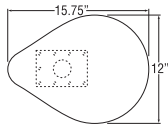
Standard Cody™ Tablet  
(Bowfront Tablet)



Standard Jessa™ Tablet



Standard Teacup Tablet



Teardrop Tablet

UPHOLSTERY INFORMATION

C.O.M. Fabric

For C.O.M. fabric sent to KI-High Point on multiple rolls, add an additional yard of fabric per roll to the yardage requirements. Multiple rolls have shorter pieces of fabric on them and do not allow nesting and stacking of the fabric to achieve the best yield as is done with one large roll. This results in yardage shortages and requests for additional fabric from the client, which can hold up the order. For each roll that is sent, one yard needs to be added and needs to be added to one of the rolls, not separately.

Fabric Disclaimer

Fabric will be applied as swatched by the fabric manufacturer. Fabric that is required to be applied differently than is swatched will need a Special Cost Request written specifying the direction the fabric is to be applied. The posted standard lead time will apply to the Special Cost Request.

Tablet Arm

Tablet is left facing (right-handed) - standard. Tablet is figured laminated wood veneer bowfront - standard. Available in all standard KI wood finishes - specify. For tablet options/specifications, refer to table specifications. Tablet is removable - standard. Chair will be produced with left-facing/right-handed tablet unless reverse is specified.

TABLET ARM OPTIONS

All tablets can be done on any tablet chair except RELAX.

FINISH INFORMATION

SPECIAL FINISH MATCHES

KI can match special finish requests at an upcharge of \$64 List per item, up to 12 or a maximum charge of \$771 List per order per color. Special finish requests must be sent to your KI customer service representative.

Upon receipt from KI, the finishing department will prepare a "strike-off" which will be sent to the customer for approval.

The approval form accompanying the strike-off should be faxed to your KI customer service representative. Upon receipt of the signed approval form, KI will proceed with the order. Disapproved samples may be sent back to KI directly with an explanation of disapproval. A Special Finish Number (SFN) will be assigned to this finish sample for future reference or reorders





#### INFORMATION


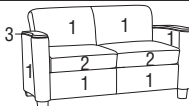
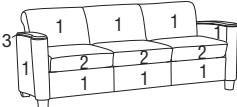
**Warranty**

Refer to KI Terms & Conditions document  
or visit [ki.com](http://ki.com)



## Cody™

## Lobby and Lounge Seating

			MODEL NUMBER									
	Features	COM	Basic Model	Non-Contrast or Fabric Contrast 1	Fabric Contrast 2	Contrast Welt	Contrast Welt Fabric	Reversible Cushion	Wood Finish	Fire Code	Moisture Barrier	
	Non-contrast	4 yd	6723/NC	□□□□		□□□	□□□	□□□	□□□	□□□	□□□	
	Contrast		6723/FC	□□□□	□□□□	□□□	□□□	□□□	□□□	□□□	□□□	
CODY Lounge Chair												
<ul style="list-style-type: none"> <li>1 = Back and arms (Fabric Contrast 1) C.O.M. = 3.75 yd</li> <li>2 = Seat (Fabric Contrast 2) C.O.M. = 1.25 yd</li> <li>3 = Welt (Contrast Welt Fabric) C.O.M. = .5 yd (welt is only around armcaps)</li> </ul>												
	Non-contrast	6 yd	6733/NC	□□□□		□□□	□□□	□□□	□□□	□□□	□□□	
	Contrast		6733/FC	□□□□	□□□□	□□□	□□□	□□□	□□□	□□□	□□□	
CODY Loveseat												
<ul style="list-style-type: none"> <li>1 = Back and arms (Fabric Contrast 1) C.O.M. = 5.25 yd</li> <li>2 = Seat (Fabric Contrast 2) C.O.M. = 1.5 yd</li> <li>3 = Welt (Contrast Welt Fabric) C.O.M. = .5 yd (welt is only around armcaps)</li> </ul>												
	Non-contrast	7.75 yd	6743/NC	□□□□		□□□	□□□	□□□	□□□	□□□	□□□	
	Contrast		6743/FC	□□□□	□□□□	□□□	□□□	□□□	□□□	□□□	□□□	
CODY Sofa												
<ul style="list-style-type: none"> <li>1 = Back and arms (Fabric Contrast 1) C.O.M. = 6 yd</li> <li>2 = Seat (Fabric Contrast 2) C.O.M. = 3 yd</li> <li>3 = Welt (Contrast Welt Fabric) C.O.M. = .5 yd (welt is only around armcaps)</li> </ul>												
			<b>A</b>	<b>B</b>	<b>C</b>	<b>D</b>	<b>E</b>	<b>F</b>	<b>G</b>	<b>H</b>	<b>I</b>	

## HOW TO ORDER

Indicate the following information on order form:

1. Quantity of each item.
2. Model number, including options. See "How To Build a Model Number".
3. Any special service required.

Note: • The □ indicates that a choice is required.

- The absence of the □ indicates that no choice is required.
- Alpha-numeric characters in place of □ indicate that no other alternatives are available.

## HOW TO BUILD A MODEL NUMBER

**A** Select basic model.

**B** Select non-contrast or fabric contrast 1. Refer to color addendum at ki.com or KI Fabrics & Finishes binder.

**C** Select fabric contrast 2. Refer to color addendum at ki.com or KI Fabrics & Finishes binder.

**D** Select contrast welt.  
Welt is only around armcaps.  
**NCW** - No contrast welt (standard)  
**CW** - Contrast welt; add \$96  
See 'Information' note for additional yardage.

**E** Select contrast welt fabric. Refer to color addendum at ki.com or KI Fabrics & Finishes binder.

**F** Select reversible cushion.  
**NRC** - No reversible cushion (stan-

dard)

**RC** - Reversible cushion (per cushion); add \$52  
Reversible cushion has rounded front edge and cushion comes semi-attached with hooks and d-rings.

**G** Select wood finish color. Refer to color addendum at ki.com or KI Fabrics & Finishes binder. Wood armcaps are standard. For Kensington Maple add upcharge.

**H** Select fire code.  
**NFR** - Compliance to TB 117-2013  
**FR** - Compliance to TB 133  
See pricing column for TB133 upcharge.

**I** Select moisture barrier.  
**NMB** - No moisture barrier  
**MB** - Moisture barrier  
See pricing column for moisture barrier upcharge.

## KENSINGTON MAPLE UPCHARGE

Kensington Maple requires extended leadtimes.

Model	
6723/NC	\$30
6733/NC	\$30
6743/NC	\$30
6713T/NC	\$30
6723/FC	\$30
6733/FC	\$30
6743/FC	\$30
6713T/FC	\$30




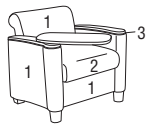


Approx. Packaged Weight	Grade C.O.M.	Grade C	Grade D	Grade E & C.O.L.	Grade F	Grade G	Grade H	Grade I	Grade J	Grade K	Grade L Leather	Grade M Leather	TB133 add to list price	Moisture Barrier add to list price
75.0#	\$ 1607	\$ 1637	\$ 1691	\$ 1755	\$ 1802	\$ 1892	\$ 1978	\$ 2152	\$ 2373	\$ 2592	\$ 2814	\$ 3254	\$ 243	\$ 129
75.0#	1661	1691	1744	1811	1857	1947	2032	2207	2427	2646	2867	3307	243	129



## Cody™

Lobby and Lounge Seating

MODEL NUMBER												
	Basic Model	Non-Contrast or Fabric Contrast 1	Fabric Contrast 2	Contrast Welt	Contrast Welt Fabric	Reversible Cushion	Tablet Arm	Tablet Arm Direction	Tablet Arm Type	Tablet Hole Cover	Tablet Arm Color	Wood Finish
	6713T/NC	□□□□		□□□	□□□	□□□	□□□□	□□	□□	□□□	□□	□□□
CODY Lounge Chair with Tablet Arm - Non-Contrast 4 yd												
	6713T/FC	□□□□	□□□□	□□□	□□□	□□□	□□□□	□□	□□	□□□	□□	□□□
CODY Lounge Chair with Tablet Arm - Contrast												
<ul style="list-style-type: none"><li>1 = Back and arms (Fabric Contrast 1) C.O.M. = 3.75 yd</li><li>2 = Seat (Fabric Contrast 2) C.O.M. = 1.25 yd</li><li>3 = Welt (Contrast Welt Fabric) C.O.M. = .5 yd (welt is only around armcaps)</li></ul>												
A B C D E F G H I J K L												

## HOW TO ORDER

Indicate the following information on order form:

- Quantity of each item.
- Model number, including options. See "How To Build a Model Number".
- Any special service required.

Note: • The □ indicates that a choice is required.

- The absence of the □ indicates that no choice is required.
- Alpha-numeric characters in place of □ indicate that no other alternatives are available.

## HOW TO BUILD A MODEL NUMBER

- A** Select basic model.
- B** Select non-contrast or fabric contrast 1. Refer to color addendum at ki.com or KI Fabrics & Finishes binder.
- C** Select fabric contrast 2. Refer to color addendum at ki.com or KI Fabrics & Finishes binder.
- D** Select contrast welt. Welt is only around armcaps.  
**CW** - Contrast welt; add \$96  
**NCW** - No contrast welt (standard)  
 See "Information" note for additional yardage.
- E** Select contrast welt fabric. Refer to color addendum at ki.com or KI Fabrics & Finishes binder.
- F** Select reversible cushion.  
**NRC** - No reversible cushion (stan-

dard)

**RC** - Reversible cushion (per cushion); add \$26

Reversible cushion has rounded front edge and cushion comes semi-attached with hooks and d-rings.

- G** Select tablet arm option.

**BFV** - Bowfront, veneer (standard)

**BFL** - Bowfront, laminate; add \$58

**TDV** - Teardrop, veneer; add \$96

**TDL** - Teardrop, laminate; add \$58

**TDLE** - Teardrop, lam w/t-edge; add \$96

Some laminate tablets may require an edge wood finish pick.

- H** Select tablet arm direction.

**LFT** - Left facing (standard)

**RFT** - Right facing

Left facing = right-handed when seated  
 Right facing = left-handed when seated

- I** Select tablet type.

**RA** - Removable arm (standard)

**NR** - Non-removable arm; add

\$19

**AT** - Articulating arm; add \$33

- J** Select tablet connection hole cover.

**NTP** - No tablet hole cover

**TP** - Tablet hole cover; add

\$46

NTP is automatically selected if Non-removable Arm (NR) is chosen.

- K** Select tablet arm color.

Refer to color addendum at ki.com or KI Fabrics & Finishes binder. See "Information" note.

- L** Select wood finish color.

Refer to color addendum at ki.com or KI Fabrics & Finishes binder. Wood armcaps are standard. For Kensington Maple add upcharge.





Approx. Packaged Weight	Grade C.O.M.	Grade C	Grade D	Grade E & C.O.L.	Grade F	Grade G	Grade H	Grade I	Grade J	Grade K	Grade L Leather	Grade M Leather
75.0#	\$ 1941	\$ 1973	\$ 2026	\$ 2090	\$ 2138	\$ 2226	\$ 2310	\$ 2489	\$ 2707	\$ 2926	\$ 3148	\$ 3587

75.0#	\$ 1995	\$ 2026	\$ 2077	\$ 2143	\$ 2191	\$ 2280	\$ 2365	\$ 2541	\$ 2761	\$ 2979	\$ 3202	\$ 3640
-------	---------	---------	---------	---------	---------	---------	---------	---------	---------	---------	---------	---------

**KENSINGTON MAPLE UPCHARGE**

Kensington Maple requires extended leadtimes.

Model

6723/NC	\$30
6733/NC	\$30
6743/NC	\$30
6713T/NC	\$30
6723/FC	\$30
6733/FC	\$30
6743/FC	\$30
6713T/FC	\$30

**INFORMATION**

Moisture Barrier	\$129
TB133	\$243

**C.O.M. Requirements**

C.O.M. yardage requirements listed above are based on plain goods 54" wide. If less than 54" wide or fabrics requiring matching (stripes, plaids, prints, large patterns), additional yardage will be needed. Consult C.O.M. matrix on the Ordering C.O.M. and

C.O.L. page for additional yardage needed. For C.O.M. fabric sent to KI-High Point on multiple rolls, add an additional yard of fabric per roll to the yardage requirements.

**C.O.L. Requirements**

Figure 18 sq. ft. of leather (C.O.L.) for each yard shown (i.e., 4.75 x 18 = 85.5 sq. ft.).

**Contrasting Upholstery**

When contrasting fabric is chosen, price at highest in-grade.

**Minimum Fabric/Leather Quantity**

Minimum order for fabric is 1 yard. Minimum order for leather is 1 hide (approximately 50 sq. ft.).

**California TB133 Fire Safety Code**

The above seating products can be manufactured using the appropriate flame-retardant materials and fabric selections for compliance to California Technical Bulletin 133. Add "FR" to end of model number and add upcharge. Please contact KI customer

service for fabric compliance. Not available with moisture barrier. Nano-Tex treatments can be used when TB133 is required.

**Tablet Arm**

Tablet is left facing (right-handed) - standard. Tablet is figured laminated wood veneer bowfront - standard. Available in all standard KI wood finishes - specify. For tablet options/specifications, refer to table specifications. Tablet is removable - standard. Chair will be produced with left-facing/right-handed tablet unless reverse is specified.

**Construction**

Frame constructed of kiln-dried hardwood. Cushioning of multiple densities of polyurethane foam and Dacron fiber. Attached backs, semi-attached seat - not removable.

**Welt Option Note**

For contrasting welt, an additional .5 yds of fabric or 9 sq ft of leather is required.

**SPECIAL SERVICES**
**Special Carton Marking**


With specially marked information N/C

**Shipping**

Shipped **assembled freight prepaid f.o.b. High Point, North Carolina 27263** factory. Freight class #175.

Specifications and prices are subject to change without prior notice.





General Dimensions						
Seat width	26"	39"	78"	26"	26"	39"
Seat depth	21"	21"	21"	21"	21"	21"
Seat height	17"	17"	17"	17"	17"	17"
Arm width						
Arm height						
Overall Dimensions						
Width	26"	39"	78"	26"	26"	39"
Depth	26"	26"	26"	26"	26"	26"
Height	30-1/4"	30-1/4"	30-1/4"	30-1/4"	30-1/4"	30-1/4"



Power Module

UPHOLSTERY INFORMATION

C.O.M. Fabric

For C.O.M. fabric sent to KI-High Point on multiple rolls, add an additional yard of fabric per roll to the yardage requirements. Multiple rolls have shorter pieces of fabric on them and do not allow nesting and stacking of the fabric to achieve the best yield as is done with one large roll. This results in yardage shortages and requests for additional fabric from the client, which can delay an order. For each roll that is sent, one yard needs to be added to one of the rolls, not separately.

Fabric Disclaimer

Fabric will be applied as swatched by the fabric manufacturer. Fabric that is required to be applied differently than is swatched will need a Special Cost Request written specifying the direction the fabric is to be applied. The posted standard lead time will apply to the Special Cost Request.

FINISH INFORMATION

SPECIAL FINISH MATCHES

KI can match special finish requests at an upcharge of \$64 List per item, up to 12 or a maximum charge of \$771 List per order per color. Special finish requests must be sent to your KI customer service representative.

Upon receipt from KI, the finishing department will prepare a "strike-off" which will be sent to the customer for approval.

The approval form accompanying the strike-off should be faxed to your KI customer service representative. Upon receipt of the signed approval form, KI will proceed with the order. Disapproved samples may be sent back to KI directly with an explanation of disapproval. A Special Finish Number (SFN) will be assigned to this finish sample for future reference or reorders

Wood Frame

Seat frames are constructed of 3/4" laminated hardwood plywood that is CNC cut with 5/4 maple cross rails. Ottomans are constructed of 3/4" laminated hardwood plywood. All mainframe joints are nailed and glued. Stress points are further reinforced with the use of glue blocks that are stapled or screwed in place. Plywood is assembled with notch and pocket type connections.

Sled Base

All legs are constructed of 1" O.D. x 16-gauge round steel tubing welded to 14-gauge steel mounting plate and secured to the frame with 16 #10 x 1.5" steel pan head wood screws. Optional glides are a nylon press-fit to the underside of the metal tubing.

Wood Armcaps

Wood armcaps are laminated birch veneer plywood, glued and pressure-set to shape and 1/2" total thickness.

Plastic Armcaps

Armcap tops and bottoms are 1/8" thick UL-HB rated ABS plastic. Tops are fastened to the bottom halves with screws and anchored to steel arm tubes.

Steel Armcap Support

Supporting either wood or plastic armcaps is 11-gauge steel tubing, 1-1/8" O.D., inserted over 7/8" O.D. 12-gauge steel tubing. The tubing is fastened to the lounge frame using steel 1/4-20 bolts into steel inserts. The arm tube is also supported with the backrest tubes by a steel 12-gauge plate with welded support tubes of 1" O.D. 18-gauge steel.

Backrest Supports

Backrest supports are 1-1/8" O.D. 16-gauge for lounges with laminated transom or 12-gauge steel tubing inserted over 7/8" O.D. 16-gauge steel tubing for all fully upholstered models. Backrest supports are fastened to the wooden lounge frames using 1/4-20 steel bolts into steel threaded inserts.





**Armed Lounge  
(H23A)**



**Armed Lounge  
(H33A)**



**Armed Lounge  
(H43A)**



**Armed Lounge with  
Tablet (H23RT)**

**Armed Lounge with  
Tablet (H33RT/LT)**

**Armed Lounge with  
Tablet (H43RT)**

General Dimensions						
Seat width	20-1/2"	33-1/2"	72-1/2"	20-1/2"	33-1/2"	72-1/2"
Seat depth	21"	21"	21"	21"	21"	21"
Seat height	17"	17"	17"	17"	17"	17"
Arm width	2-3/8"	2-3/8"	2-3/8"	2-3/8"	2-3/8"	2-3/8"
Arm height	25-1/2"	25-1/2"	25-1/2"	25-1/2"	25-1/2"	25-1/2"
Overall Dimensions						
Width	26"	39"	78"	26"	39"	78"
Depth	26"	26"	26"	26"	26"	26"
Height	30-1/4"	30-1/4"	30-1/4"	30-1/4"	30-1/4"	30-1/4"
Tablet width				21-1/2"	21-1/2"	21-1/2"
Tablet depth				13"	13"	13"

### Seat and Back

The seat is constructed with stretch strap webbing, inner woven and stapled into position. Both seats and backs are covered with a layer of reinforced non-woven fiber (FLW) on top.


The back foam has a density of 1.5 and compression of 26 lb. foam that is 3" thick and contour cut for consistency. The seat foam is 6" thick with a density of 2.5 and compression of 45 lb. A .5" super soft wrap covers the front and top of the seat.

### INFORMATION

#### Warranty

Refer to KI Terms & Conditions document or visit [ki.com](http://ki.com).





	Ottoman (H20)	Wedge (H60W)	Wedge (H45W)
General Dimensions			
Seat width	26"	34"	27-1/2"
Seat depth	26"	23"	24"
Seat height	17"	17"	17"
Overall Dimensions			
Width	26"	34"	27-1/2"
Depth	26"	23"	24"
Height	17"	17"	17"

**Docking Table (H25DT)**  
The docking tablet top is .035 thick high-pressure laminate over 1-1/8" thick particle board and 10mm x 20" O.D. phenolic paper tube with .04 thick phenolic backer underside. Steel base is 20" O.D. formed "disk" 1/16" thick with 1/4" thick steel plate counter weight. Table column is 6" O.D. 14-gauge steel welded to 12-gauge spider plate for mounting.

**Cloud (H20LT)**  
The spoke sail frame is 1-1/4" O.D., 1/32" thick wall, formed aluminum tubing. The extension center pole is 2" O.D. and 1-13/16" O.D., 1/16" thick wall aluminum tube. The Cloud sail is poly Spandex white color. Lighting fixtures are 120 volts, rated for 150 watt bulb maximum. The fixtures accept PAR-38 halogen spotlight bulbs. Electrical cord is 18 AWG, 6 ft. long with an SPT-2, two prong plug. The mounting base for the Cloud frame center pole is 1-3/4" O.D. 14-gauge steel welded to an 11-gauge steel base plate.

**Gangers**  
UL HB rated nylon hooks and glass filled nylon pegs are mounted to 14-gauge steel plates with thread locking screws and steel inserts. The ganging plate assemblies are mounted to the wood frame using 1-1/2" #10 wood screws.

**Electrical Wire Routing Conduit**  
Polypropylene extrusion 1-5/8" x 1" cut to length is fastened to the underside of any lounge product with wood screws.

**Tablet Support**  
The worksurface is supported from the chair frame by formed, welded 1-1/8" O.D. 12-gauge steel tubing with a die cast aluminum gusset, black powder-coat paint finish applied. A drilled and tapped 1/2" thick steel plug is welded into the pivot end of the 1.125" dia. support tubing. The die cast gusset is fastened to the tube plug with a Grade 5, 3/8-16 steel bolt with epoxy patch. The die cast gusset and pivot joint provides 154° of free rotation for the tablet.

**Tablet Surface Mechanism**  
The gusset die casting rotates about the steel support tube by means of plastic bushing connection. The worksurface slides back and forth a total of 6" of straight motion. The sliding motion is accomplished with an aluminum extruded rail and plastic bushing mechanism.

**Laminate - Tablet**  
The laminate worksurface is 18mm thick Baltic birch plywood core with .040" laminate face and .020 phenolic paper backing sheet. The edge of the worksurface is sealed with a clear coat lacquer finish.

**Laminate - Table**  
Table panels and top are 15mm thick laminated plywood, .035 thick high-pressure laminate on all sides and top. Panels are secured together using glued joints, staples and wood screws.

**Laminate - Lounge Transom**  
.035 thick high-pressure laminate over

15mm thick plywood. All joints are glued and stapled or nailed for strength.





Table  
(H13T)

Table  
(H24T)

Table  
(H25DT)

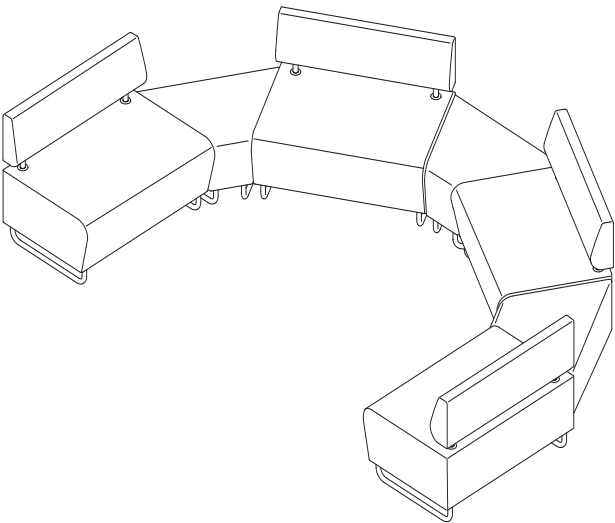
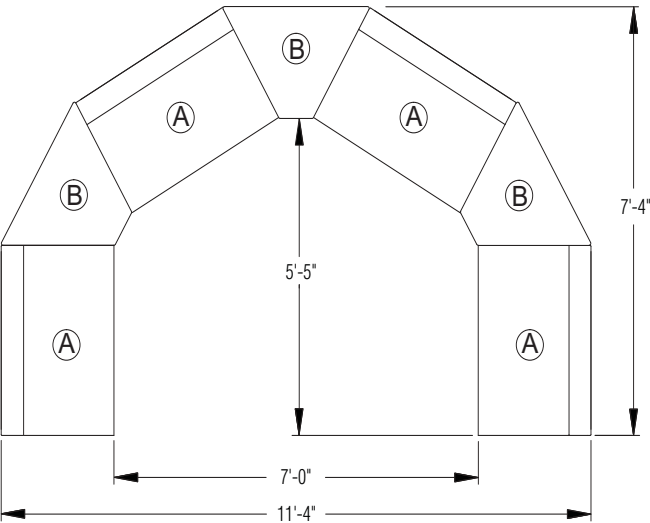
Cloud Light and Table  
(H20TL)

General Dimensions				
Table width				26"
Table depth				26"
Table height				17"
Overall Dimensions				
Width	13"	26"	20" dia.	108"
Depth	26"	26"		
Height	17"	17"	25-1/2"	135"

INFORMATION

**Warranty**  
Refer to KI Terms & Conditions document or visit [ki.com](http://ki.com).

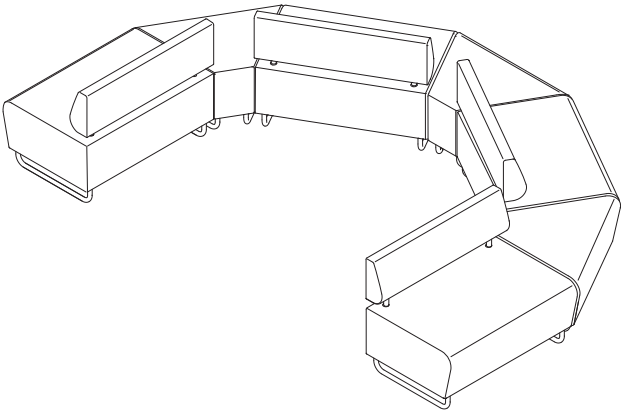
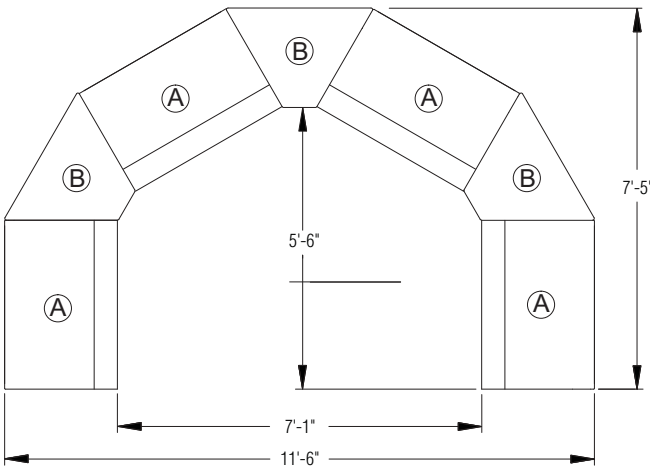




QTY	MODEL	ITEM
4	H33	A
3	H60WI	B

## Inside Half Circle Configuration

\* All configurations consist of multiple individual units.  
Gangers must be specified on each individual unit in order to connect units.

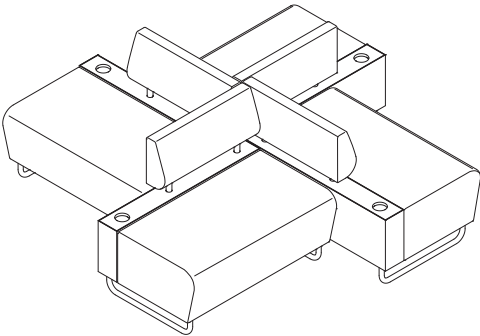
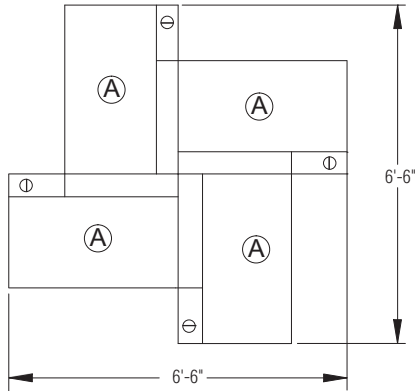


QTY	MODEL	ITEM
4	H33	A
3	H60W	B

## Outside Half Circle Configuration

\* All configurations consist of multiple individual units.  
Gangers must be specified on each individual unit in order to connect units.

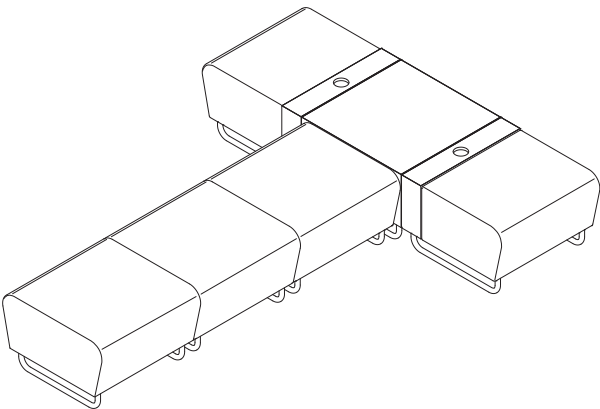
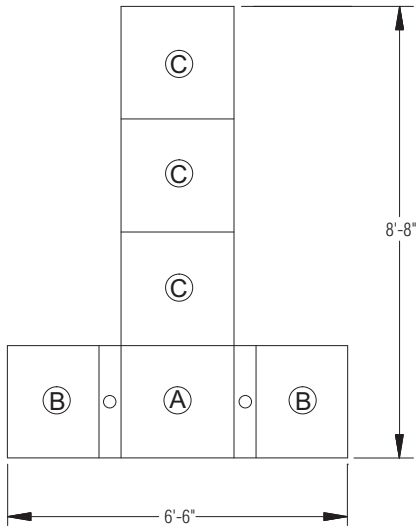




QTY	MODEL	ITEM
4	H33RB	A

### Wheel Configuration

\* All configurations consist of multiple individual units.  
Gangers must be specified on each individual unit in order to connect units.

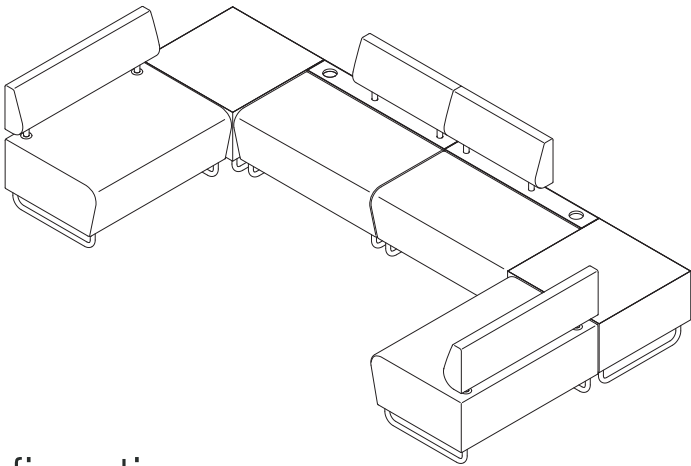
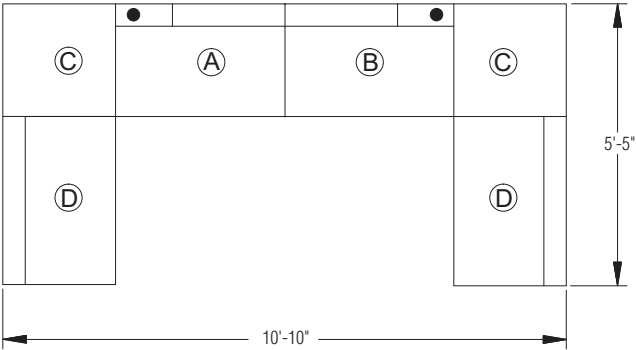


QTY	MODEL	ITEM
1	H24T	A
2	H20B	B
3	H20S	C

### T-Shape Configuration

\* All configurations consist of multiple individual units.  
Gangers must be specified on each individual unit in order to connect units.

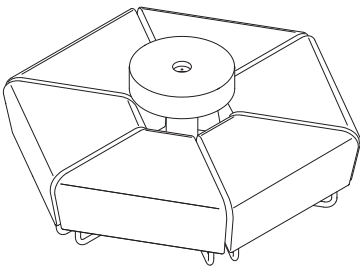
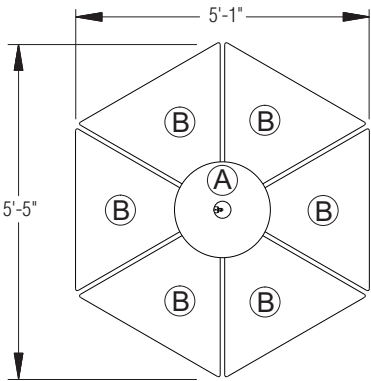




QTY	MODEL	ITEM
1	H33RB	A
1	H33LB	B
2	H24T	C
2	H33	D

### U-Shape Configuration

\* All configurations consist of multiple individual units.  
Gangers must be specified on each individual unit in order to connect units.

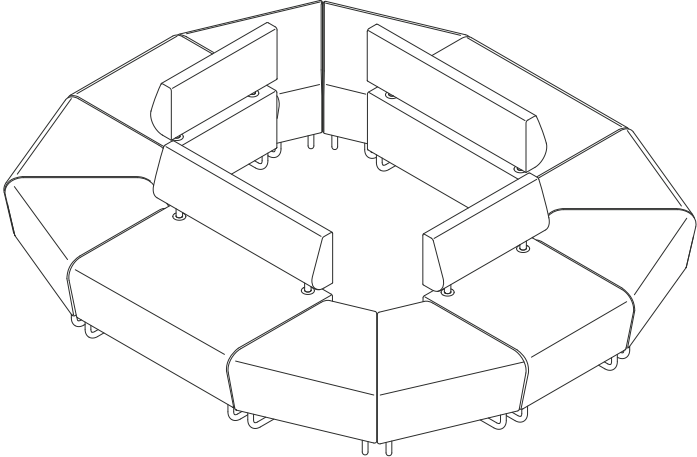
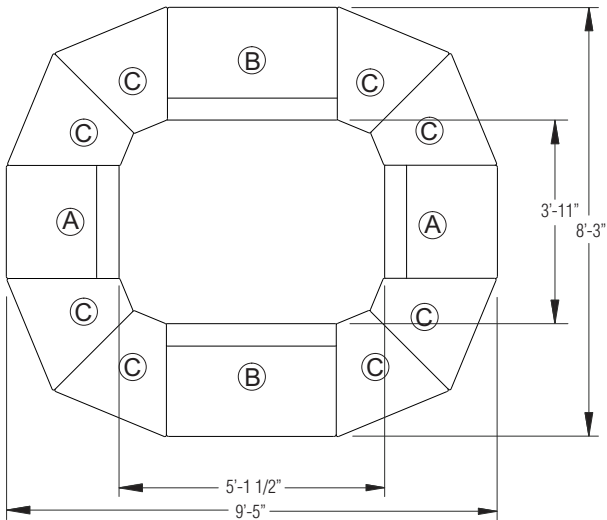


QTY	MODEL	ITEM
1	H25DT	A
6	H60WO	B

### Outside Docking Configuration

\* All configurations consist of multiple individual units.  
Gangers must be specified on each individual unit in order to connect units.





QTY	MODEL	ITEM
2	H23	A
2	H33	B
8	H45W0	C

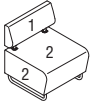
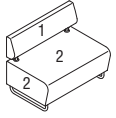
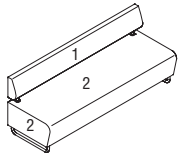
### Column Configuration

\* All configurations consist of multiple individual units.  
Gangers must be specified on each individual unit in order to connect units.



## Hub®

Lobby and Lounge Seating

	Features	COM	MODEL NUMBER									
			Basic Model	Non-Contrast or Fabric Contrast 1	Fabric Contrast 2	Base Finish	Ganging Option	Privacy Screen	Privacy Screen Cover	Glide Option	Moisture Barrier	
 <p>HUB 26 x 26 Armless Lounge</p> <ul style="list-style-type: none"> <li>1 = Back (Fabric Contrast 2) C.O.M. = 1 yd</li> <li>2 = Seat, sides (Fabric Contrast 1) C.O.M. = 1.75 yd</li> </ul>	Non-contrast	2 yd	H23/NC	□□□□		□□	□□□	□□□	□□□	□□	□□□	
	Contrast		H23/FC	□□□□	□□□□	□□	□□□	□□□	□□□	□□	□□□	
 <p>HUB 26 x 39 Armless Lounge</p> <ul style="list-style-type: none"> <li>1 = Back (Fabric Contrast 2) C.O.M. = 1 yd</li> <li>2 = Seat, sides (Fabric Contrast 1) C.O.M. = 2 yd</li> </ul>	Non-contrast	3 yd	H33/NC	□□□□		□□	□□□	□□□	□□□	□□	□□□	
	Contrast		H33/FC	□□□□	□□□□	□□	□□□	□□□	□□□	□□	□□□	
 <p>HUB 26 x 78 Armless Lounge</p> <ul style="list-style-type: none"> <li>1 = Back (Fabric Contrast 2) C.O.M. = 2 yd</li> <li>2 = Seat, sides (Fabric Contrast 1) C.O.M. = 3.5 yd</li> </ul>	Non-contrast	5.25 yd	H43/NC	□□□□		□□	□□□	□□□	□□□	□□	□□□	
	Contrast		H43/FC	□□□□	□□□□	□□	□□□	□□□	□□□	□□	□□□	
				<b>A</b>	<b>B</b>	<b>C</b>	<b>D</b>	<b>E</b>	<b>F</b>	<b>G</b>	<b>H</b>	<b>I</b>

## HOW TO ORDER

Indicate the following information on order form:

1. Quantity of each item.
2. Model number, including options. See "How To Build a Model Number".
3. Any special service required.

Note: • The □ indicates that a choice is required.

- The absence of the □ indicates that no choice is required.
- Alpha-numeric characters in place of □ indicate that no other alternatives are available.

## HOW TO BUILD A MODEL NUMBER

**A** Select basic model.

**B** Select non-contrast or fabric contrast 1.  
Refer to color addendum at [ki.com](http://ki.com) or KI Fabrics & Finishes binder.

**C** Select fabric contrast 2.  
Refer to color addendum at [ki.com](http://ki.com) or KI Fabrics & Finishes binder.

**D** Select base and upright finish color.  
Refer to color addendum at [ki.com](http://ki.com) or KI Fabrics & Finishes binder.

**E** Select ganging option.  
HNG - No gangers  
HWG - Ganging; add \$50  
Two ganging assemblies shipped per unit.

**F** Select privacy screen.  
NPS - No privacy screen  
WPS - Privacy screen  
See pricing column for privacy screen

upcharge.

**G** Select privacy screen cover.  
Refer to color addendum at [ki.com](http://ki.com) or KI Fabrics & Finishes binder.

**H** Select glide option.  
NGL - No glides  
GNY - Nylon glides (cream color); add \$5

**I** Select moisture barrier.  
MB - Moisture barrier  
NMB - No moisture barrier  
See pricing column for moisture barrier upcharge.



[illegible]

Units with privacy screens are unable to be ganged in a back-to-back configuration.

### Special Carton Marking

With specially marked information	N/C
-----------------------------------	-----

Shipped **assembled freight prepaid f.o.b.**  
**High Point, North Carolina 27263** factory.  
 Freight class #175.

Specifications and prices are subject to change without prior notice.



[illegible]

**K** Select moisture barrier.

<b>MB</b>	- Moisture barrier
<b>NMB</b>	- No moisture barrier

See pricing column for moisture barrier upcharge.





Approx. Packaged Weight	Grade C.O.M.	Grade C	Grade D	Grade E & C.O.L.	Grade F	Grade G	Grade H	Grade I	Grade J	Grade K	Grade L Leather	Grade M Leather	Moisture Barrier add to list price	Privacy Screen add to list price
50.0#	\$ 1664	\$ 1701	\$ 1711	\$ 1722	\$ 1729	\$ 1745	\$ 1761	\$ 1781	\$ 1820	\$ 1857	\$ 1896	\$ 1974	\$ 116	N/A
80.0#	\$ 1935	\$ 2000	\$ 2017	\$ 2038	\$ 2051	\$ 2079	\$ 2104	\$ 2139	\$ 2207	\$ 2274	\$ 2342	\$ 2478	\$ 122	\$ 930
80.0#	1987	2051	2068	2089	2102	2129	2156	2190	2258	2326	2393	2529	122	930

**NOTE**  
Units with privacy screens are unable to be ganged in a back-to-back configuration.

**SPECIAL SERVICES**  
**Special Carton Marking**  
With specially marked information      N/C

**Shipping**  
Shipped **assembled freight prepaid f.o.b. High Point, North Carolina 27263** factory. Freight class #175.

Specifications and prices are subject to change without prior notice.



See pricing column for moisture barrier upcharge.



[illegible]

Units with privacy screens are unable to be ganged in a back-to-back configuration.

### Special Carton Marking

With specially marked information	N/C
-----------------------------------	-----


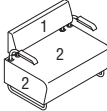
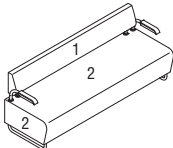
Shipped **assembled freight prepaid f.o.b.**  
**High Point, North Carolina 27263** factory.  
Freight class #175.

Specifications and prices are subject to change without prior notice.



## Hub®

## Lobby and Lounge Seating

			MODEL NUMBER											
	Features	COM	Basic Model	Non-Contrast or Fabric Contrast 1	Fabric Contrast 2	Base Finish	Arm Cap	Arm-cap Color (Top)	Arm Color (Bottom)	Gang. Option	Privacy Screen	Privacy Screen Cover	Glide Option	
	Non-contrast	2 yd	H23A/NC	<input type="checkbox"/> <input type="checkbox"/> <input type="checkbox"/>		<input type="checkbox"/> <input type="checkbox"/>	<input type="checkbox"/> <input type="checkbox"/>	<input type="checkbox"/> <input type="checkbox"/>	<input type="checkbox"/> <input type="checkbox"/>	<input type="checkbox"/> <input type="checkbox"/>	<input type="checkbox"/> <input type="checkbox"/>	<input type="checkbox"/> <input type="checkbox"/>	<input type="checkbox"/> <input type="checkbox"/>	
	Contrast		H23A/FC	<input type="checkbox"/> <input type="checkbox"/> <input type="checkbox"/>	<input type="checkbox"/> <input type="checkbox"/> <input type="checkbox"/>	<input type="checkbox"/> <input type="checkbox"/>	<input type="checkbox"/> <input type="checkbox"/>	<input type="checkbox"/> <input type="checkbox"/>	<input type="checkbox"/> <input type="checkbox"/>	<input type="checkbox"/> <input type="checkbox"/>	<input type="checkbox"/> <input type="checkbox"/>	<input type="checkbox"/> <input type="checkbox"/>	<input type="checkbox"/> <input type="checkbox"/>	
HUB														
26 x 26 Armed Lounge														
• 1 = Back (Fabric Contrast 2) C.O.M. = 1 yd														
• 2 = Seat, sides (Fabric Contrast 1) C.O.M. = 1.75 yd														
	Non-contrast	3 yd	H33A/NC	<input type="checkbox"/> <input type="checkbox"/> <input type="checkbox"/>		<input type="checkbox"/> <input type="checkbox"/>	<input type="checkbox"/> <input type="checkbox"/>	<input type="checkbox"/> <input type="checkbox"/>	<input type="checkbox"/> <input type="checkbox"/>	<input type="checkbox"/> <input type="checkbox"/>	<input type="checkbox"/> <input type="checkbox"/>	<input type="checkbox"/> <input type="checkbox"/>	<input type="checkbox"/> <input type="checkbox"/>	
	Contrast		H33A/FC	<input type="checkbox"/> <input type="checkbox"/> <input type="checkbox"/>	<input type="checkbox"/> <input type="checkbox"/> <input type="checkbox"/>	<input type="checkbox"/> <input type="checkbox"/>	<input type="checkbox"/> <input type="checkbox"/>	<input type="checkbox"/> <input type="checkbox"/>	<input type="checkbox"/> <input type="checkbox"/>	<input type="checkbox"/> <input type="checkbox"/>	<input type="checkbox"/> <input type="checkbox"/>	<input type="checkbox"/> <input type="checkbox"/>	<input type="checkbox"/> <input type="checkbox"/>	
HUB														
26 x 39 Armed Lounge														
• 1 = Back (Fabric Contrast 2) C.O.M. = 1 yd														
• 2 = Seat, sides (Fabric Contrast 1) C.O.M. = 2 yd														
	Non-contrast	5.25 yd	H43A/NC	<input type="checkbox"/> <input type="checkbox"/> <input type="checkbox"/>		<input type="checkbox"/> <input type="checkbox"/>	<input type="checkbox"/> <input type="checkbox"/>	<input type="checkbox"/> <input type="checkbox"/>	<input type="checkbox"/> <input type="checkbox"/>	<input type="checkbox"/> <input type="checkbox"/>	<input type="checkbox"/> <input type="checkbox"/>	<input type="checkbox"/> <input type="checkbox"/>	<input type="checkbox"/> <input type="checkbox"/>	
	Contrast		H43A/FC	<input type="checkbox"/> <input type="checkbox"/> <input type="checkbox"/>	<input type="checkbox"/> <input type="checkbox"/> <input type="checkbox"/>	<input type="checkbox"/> <input type="checkbox"/>	<input type="checkbox"/> <input type="checkbox"/>	<input type="checkbox"/> <input type="checkbox"/>	<input type="checkbox"/> <input type="checkbox"/>	<input type="checkbox"/> <input type="checkbox"/>	<input type="checkbox"/> <input type="checkbox"/>	<input type="checkbox"/> <input type="checkbox"/>	<input type="checkbox"/> <input type="checkbox"/>	
HUB														
26 x 78 Armed Lounge														
• 1 = Back (Fabric Contrast 2) C.O.M. = 2 yd														
• 2 = Seat, sides (Fabric Contrast 1) C.O.M. = 3.5 yd														
			A	B	C	D	E	F	G	H	I	J	K	

## HOW TO ORDER

Indicate the following information on order form:

- Quantity of each item.
- Model number, including options. See "How To Build a Model Number".
- Any special service required.

Note: • The ☐ indicates that a choice is required.

- The absence of the ☐ indicates that no choice is required.
- Alpha-numeric characters in place of ☐ indicate that no other alternatives are available.

## HOW TO BUILD A MODEL NUMBER

**A** Select basic model.

**B** Select non-contrast or fabric contrast 1.  
Refer to color addendum at ki.com or KI Fabrics & Finishes binder.

**C** Select fabric contrast 2.  
Refer to color addendum at ki.com or KI Fabrics & Finishes binder.

**D** Select base, upright, and arm tube finish color.  
Refer to color addendum at ki.com or KI Fabrics & Finishes binder.

**E** Select armcaps.  
WAC - Wood armcaps (pair)  
PAC - Poly armcaps

**F** Select armcap top color.  
Refer to color addendum at ki.com or KI Fabrics & Finishes binder.  
Armcaps can be wood or poly.

**G** Select arm bottom poly color.  
Refer to color addendum at ki.com or KI Fabrics & Finishes binder.  
Arm bottom is always poly.

**H** Select ganging option.  
HNG - No gangers  
HWG - Ganging; add \$50  
Two ganging assemblies shipped per unit.

**I** Select privacy screen.  
NPS - No privacy screen  
WPS - Privacy screen  
See pricing column for privacy screen upcharge.

**J** Select privacy screen cover.  
Refer to color addendum at ki.com or KI Fabrics & Finishes binder.

**K** Select glide option.  
NGL - No glides  
GNY - Nylon glides (cream color); add \$5



Approx. Packaged Weight	Grade C.O.M.	Grade C	Grade D	Grade E & C.O.L.	Grade F	Grade G	Grade H	Grade I	Grade J	Grade K	Grade L Leather	Grade M Leather	Privacy Screen add to list price	Moisture Barrier add to list price
80.0#	\$ 1751	\$ 1816	\$ 1833	\$ 1853	\$ 1868	\$ 1894	\$ 1922	\$ 1955	\$ 2023	\$ 2091	\$ 2158	\$ 2294	\$ 930	\$ 122
80.0#	1802	1868	1884	1905	1919	1946	1972	2006	2075	2142	2209	2345	930	122
105.0#	\$ 2108	\$ 2210	\$ 2236	\$ 2268	\$ 2290	\$ 2333	\$ 2376	\$ 2429	\$ 2536	\$ 2641	\$ 2748	\$ 2961	\$ 1004	\$ 132
105.0#	2191	2293	2318	2351	2373	2415	2458	2511	2618	2723	2831	3044	1004	132
165.0#	\$ 2871	\$ 3038	\$ 3080	\$ 3132	\$ 3168	\$ 3236	\$ 3307	\$ 3394	\$ 3568	\$ 3743	\$ 3917	\$ 4266	\$ 2007	\$ 148
165.0#	2998	3163	3207	3259	3294	3363	3433	3520	3694	3869	4043	4391	2007	148

## SPECIAL SERVICES

### Special Carton Marking

With specially marked information	N/C
-----------------------------------	-----

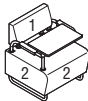
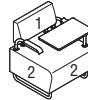
**Shipping**  
Shipped **assembled freight prepaid f.o.b.**  
**High Point, North Carolina 27263** factory.  
Freight class #175.

Specifications and prices are subject to change without prior notice.



## Hub®

Lobby and Lounge Seating

			MODEL NUMBER												
			Basic Model	Non-Contrast or Fabric Contrast 1	Fabric Contrast 2	Base Finish	Arm Cap	Arm-cap Color (Top)	Arm Color (Bottom)	Gang. Option	Lam. Color	Priv Screen	Privacy Screen Cover	Glide Option	
	Non-contrast	2 yd	H23LT/NC	□□□		□□	□□	□□	□□	□□	□□	□□	□□	□□	
	Contrast		H23LT/FC	□□□	□□□	□□	□□	□□	□□	□□	□□	□□	□□	□□	
HUB															
26 x 26 Lounge with Tablet Arm - Left Facing															
• 1 = Back (Fabric Contrast 2) C.O.M. = 1 yd															
• 2 = Seat, sides (Fabric Contrast 1) C.O.M. = 1.75 yd															
	Non-contrast	2 yd	H23RT/NC	□□□		□□	□□	□□	□□	□□	□□	□□	□□	□□	
	Contrast		H23RT/FC	□□□	□□□	□□	□□	□□	□□	□□	□□	□□	□□	□□	
HUB															
26 x 26 Lounge with Tablet Arm - Right Facing															
• 1 = Back (Fabric Contrast 2) C.O.M. = 1 yd															
• 2 = Seat, sides (Fabric Contrast 1) C.O.M. = 1.75 yd															
			<b>A</b>	<b>B</b>	<b>C</b>	<b>D</b>	<b>E</b>	<b>F</b>	<b>G</b>	<b>H</b>	<b>I</b>	<b>J</b>	<b>K</b>	<b>L</b>	

## HOW TO ORDER

Indicate the following information on order form:

- Quantity of each item.
- Model number, including options. See "How To Build a Model Number".
- Any special service required.

Note: • The □ indicates that a choice is required.

- The absence of the □ indicates that no choice is required.
- Alpha-numeric characters in place of □ indicate that no other alternatives are available.

## HOW TO BUILD A MODEL NUMBER

**A** Select basic model.

**B** Select non-contrast or fabric contrast 1.  
Refer to color addendum at ki.com or KI Fabrics & Finishes binder.

**C** Select fabric contrast 2.  
Refer to color addendum at ki.com or KI Fabrics & Finishes binder.

**D** Select base, upright, and arm tube finish color.  
Refer to color addendum at ki.com or KI Fabrics & Finishes binder.

**E** Select armcaps.  
**WAC** - Wood armcaps (pair)  
**PAC** - Poly armcaps

**F** Select armcap top color.  
Refer to color addendum at ki.com or KI Fabrics & Finishes binder.  
Armcaps can be wood or poly.

**G** Select arm bottom poly color.  
Refer to color addendum at ki.com or KI Fabrics & Finishes binder.  
Arm bottom is always poly.

**H** Select ganging option.  
**HNG** - No gangers  
**HWG** - Ganging; add \$50  
 Two ganging assemblies shipped per unit.

**I** Select tablet arm color.  
Refer to color addendum at ki.com or KI Fabrics & Finishes binder.

**J** Select privacy screen.  
**NPS** - No privacy screen  
**WPS** - Privacy screen  
 See pricing column for privacy screen upcharge.

**K** Select privacy screen cover.  
Refer to color addendum at ki.com or KI Fabrics & Finishes binder.

**L** Select glide option.

**NGL** - No glides  
**GNV** - Nylon glides (cream color); add \$5



Approx. Packaged Weight	Grade C.O.M.	Grade C	Grade D	Grade E & C.O.L.	Grade F	Grade G	Grade H	Grade I	Grade J	Grade K	Grade L Leather	Grade M Leather	Privacy Screen add to list price	Moisture Barrier add to list price
85.0#	\$ 2058	\$ 2124	\$ 2140	\$ 2161	\$ 2175	\$ 2202	\$ 2228	\$ 2262	\$ 2331	\$ 2397	\$ 2465	\$ 2601	\$ 930	\$ 12
85.0#	2109	2175	2191	2212	2226	2252	2280	2313	2382	2449	2516	2652	930	12
85.0#	\$ 2058	\$ 2124	\$ 2140	\$ 2161	\$ 2175	\$ 2202	\$ 2228	\$ 2262	\$ 2331	\$ 2397	\$ 2465	\$ 2601	\$ 930	\$ 12
85.0#	2109	2175	2191	2212	2226	2252	2280	2313	2382	2449	2516	2652	930	12

## SPECIAL SERVICES

### Special Carton Marking

## Privacy Screens

With specially marked information	N/C
-----------------------------------	-----

## Shipping

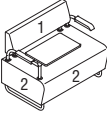
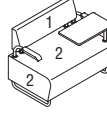
Shipped **assembled freight prepaid f.o.b.**  
**High Point, North Carolina 27263** factory.  
Freight class #175.

Specifications and prices are subject to change without prior notice.



## Hub®

Lobby and Lounge Seating

			MODEL NUMBER												
	Features	COM	Basic Model	Non-Contrast or Fabric Contrast 1	Fabric Contrast 2	Base Finish	Arm Cap	Arm-cap Color (Top)	Arm Color (Bottom)	Lam. Color	Gang. Option	Priv Screen	Privacy Screen Cover	Glide Option	
	Non-contrast	3 yd	H33LT/NC	<input type="checkbox"/> <input type="checkbox"/> <input type="checkbox"/>		<input type="checkbox"/> <input type="checkbox"/>	<input type="checkbox"/> <input type="checkbox"/>	<input type="checkbox"/> <input type="checkbox"/>	<input type="checkbox"/> <input type="checkbox"/>	<input type="checkbox"/> <input type="checkbox"/>	<input type="checkbox"/> <input type="checkbox"/>	<input type="checkbox"/> <input type="checkbox"/>	<input type="checkbox"/> <input type="checkbox"/>	<input type="checkbox"/> <input type="checkbox"/>	
	Contrast		H33LT/FC	<input type="checkbox"/> <input type="checkbox"/> <input type="checkbox"/>	<input type="checkbox"/> <input type="checkbox"/> <input type="checkbox"/>	<input type="checkbox"/> <input type="checkbox"/>	<input type="checkbox"/> <input type="checkbox"/>	<input type="checkbox"/> <input type="checkbox"/>	<input type="checkbox"/> <input type="checkbox"/>	<input type="checkbox"/> <input type="checkbox"/>	<input type="checkbox"/> <input type="checkbox"/>	<input type="checkbox"/> <input type="checkbox"/>	<input type="checkbox"/> <input type="checkbox"/>	<input type="checkbox"/> <input type="checkbox"/>	
HUB															
26 x 39 Lounge with Tablet Arm - Left Facing															
• 1 = Back (Fabric Contrast 2) C.O.M. = 1 yd															
• 2 = Seat, sides (Fabric Contrast 1) C.O.M. = 2 yd															
	Non-contrast	3 yd	H33RT/NC	<input type="checkbox"/> <input type="checkbox"/> <input type="checkbox"/>		<input type="checkbox"/> <input type="checkbox"/>	<input type="checkbox"/> <input type="checkbox"/>	<input type="checkbox"/> <input type="checkbox"/>	<input type="checkbox"/> <input type="checkbox"/>	<input type="checkbox"/> <input type="checkbox"/>	<input type="checkbox"/> <input type="checkbox"/>	<input type="checkbox"/> <input type="checkbox"/>	<input type="checkbox"/> <input type="checkbox"/>	<input type="checkbox"/> <input type="checkbox"/>	
	Contrast		H33RT/FC	<input type="checkbox"/> <input type="checkbox"/> <input type="checkbox"/>	<input type="checkbox"/> <input type="checkbox"/> <input type="checkbox"/>	<input type="checkbox"/> <input type="checkbox"/>	<input type="checkbox"/> <input type="checkbox"/>	<input type="checkbox"/> <input type="checkbox"/>	<input type="checkbox"/> <input type="checkbox"/>	<input type="checkbox"/> <input type="checkbox"/>	<input type="checkbox"/> <input type="checkbox"/>	<input type="checkbox"/> <input type="checkbox"/>	<input type="checkbox"/> <input type="checkbox"/>	<input type="checkbox"/> <input type="checkbox"/>	
HUB															
26 x 39 Lounge with Tablet Arm - Right Facing															
• 1 = Back (Fabric Contrast 2) C.O.M. = 1 yd															
• 2 = Seat, sides (Fabric Contrast 1) C.O.M. = 2 yd															
			A	B	C	D	E	F	G	H	I	J	K	L	

## HOW TO ORDER

Indicate the following information on order form:

1. Quantity of each item.
2. Model number, including options. See "How To Build a Model Number".
3. Any special service required.

Note: • The ☐ indicates that a choice is required.

- The absence of the ☐ indicates that no choice is required.
- Alpha-numeric characters in place of ☐ indicate that no other alternatives are available.

## HOW TO BUILD A MODEL NUMBER

**A** Select basic model.

**B** Select non-contrast or fabric contrast 1.  
Refer to color addendum at ki.com or KI Fabrics & Finishes binder.

**C** Select fabric contrast 2.  
Refer to color addendum at ki.com or KI Fabrics & Finishes binder.

**D** Select base, upright, and arm tube finish color.  
Refer to color addendum at ki.com or KI Fabrics & Finishes binder.

**E** Select armcaps.  
**WAC** - Wood armcaps (pair)  
**PAC** - Poly armcaps

**F** Select armcap top color.  
Refer to color addendum at ki.com or KI Fabrics & Finishes binder.  
Armcaps can be wood or poly.

**G** Select arm bottom poly color.  
Refer to color addendum at ki.com or KI Fabrics & Finishes binder.  
Arm bottom is always poly.

**H** Select tablet arm color.  
Refer to color addendum at ki.com or KI Fabrics & Finishes binder.

**I** Select ganging option.  
**HNG** - No gangers  
**HWG** - Ganging; add \$50  
Two ganging assemblies shipped per unit.

**J** Select privacy screen.  
**NPS** - No privacy screen  
**WPS** - Privacy screen  
See pricing column for privacy screen upcharge.

**K** Select privacy screen cover.  
Refer to color addendum at ki.com or KI Fabrics & Finishes binder.

**L** Select glide option.

**NGL** - No glides  
**GNV** - Nylon glides (cream color); add \$5



Approx. Packaged Weight	Grade C.O.M.	Grade C	Grade D	Grade E & C.O.L.	Grade F	Grade G	Grade H	Grade I	Grade J	Grade K	Grade L Leather	Grade M Leather	Privacy Screen add to list price	Moisture Barrier add to list price
110.0#	\$ 2445	\$ 2547	\$ 2574	\$ 2605	\$ 2628	\$ 2669	\$ 2712	\$ 2765	\$ 2872	\$ 2978	\$ 3086	\$ 3298	\$ 1004	\$ 132
110.0#	2528	2630	2657	2688	2710	2752	2795	2848	2955	3061	3168	3380	1004	132
110.0#	\$ 2445	\$ 2547	\$ 2574	\$ 2605	\$ 2628	\$ 2669	\$ 2712	\$ 2765	\$ 2872	\$ 2978	\$ 3086	\$ 3298	\$ 1004	\$ 132
110.0#	2528	2630	2657	2688	2710	2752	2795	2848	2955	3061	3168	3380	1004	132

Kensington Maple requires extended leadtimes.

Model	
H23A	\$68
H33A	\$68
H43A	\$68
H23LT	\$68
H23RT	\$68
H33LT	\$68
H33RT	\$68
H43LT	\$68
H43RT	\$68

To order with moisture barrier add /MB to the model number and add upcharge.

**Tablet Arms**  
Left-facing and right-facing tablet arms cannot be ganged tablet side to tablet side because the tablet arms will interfere with each other.

**Shipping**  
Shipped **assembled freight prepaid f.o.b.**  
**High Point, North Carolina 27263** factory.  
Freight class #175.

Specifications and prices are subject to change without prior notice.



**L** Select glide option.

<b>NGL</b>	- No glides
<b>GNV</b>	- Nylon glides (cream color); add \$5



[illegible]

## SPECIAL SERVICES

### Special Carton Marking

## Privacy Screens

With specially marked information	N/C
-----------------------------------	-----

### Tablet Arms

## Shipping






Shipped **assembled freight prepaid f.o.b.**  
**High Point, North Carolina 27263** factory.  
 Freight class #175.

Specifications and prices are subject to change without prior notice.



# Hub<sup>®</sup>

Lobby and Lounge Seating

				MODEL NUMBER							
				Basic Model	Non-Contrast or Fabric Contrast 1	Base Finish	Ganging Option	Handle	Glide Option	Moisture Barrier	
MODEL	Features	COM									
 HUB	26 x 26 Upholstered Ottoman	Non-contrast	2 yd	H20	<input type="checkbox"/> <input type="checkbox"/> <input type="checkbox"/> <input type="checkbox"/>	<input type="checkbox"/> <input type="checkbox"/>	<input type="checkbox"/> <input type="checkbox"/> <input type="checkbox"/>	<input type="checkbox"/> <input type="checkbox"/>	<input type="checkbox"/> <input type="checkbox"/>	<input type="checkbox"/> <input type="checkbox"/> <input type="checkbox"/>	
 HUB	45 Degree Wedge - Inside • Inside-facing while seated	Non-contrast	1.75 yd	H45WI	<input type="checkbox"/> <input type="checkbox"/> <input type="checkbox"/> <input type="checkbox"/>	<input type="checkbox"/> <input type="checkbox"/>	<input type="checkbox"/> <input type="checkbox"/> <input type="checkbox"/>	<input type="checkbox"/> <input type="checkbox"/>	<input type="checkbox"/> <input type="checkbox"/>	<input type="checkbox"/> <input type="checkbox"/> <input type="checkbox"/>	
 HUB	60 Degree Wedge - Inside • Inside-facing while seated	Non-contrast	1.75 yd	H60WI	<input type="checkbox"/> <input type="checkbox"/> <input type="checkbox"/> <input type="checkbox"/>	<input type="checkbox"/> <input type="checkbox"/>	<input type="checkbox"/> <input type="checkbox"/> <input type="checkbox"/>	<input type="checkbox"/> <input type="checkbox"/>	<input type="checkbox"/> <input type="checkbox"/>	<input type="checkbox"/> <input type="checkbox"/> <input type="checkbox"/>	
 HUB	45 Degree Wedge - Outside • Outside-facing while seated	Non-contrast	1.75 yd	H45WO	<input type="checkbox"/> <input type="checkbox"/> <input type="checkbox"/> <input type="checkbox"/>	<input type="checkbox"/> <input type="checkbox"/>	<input type="checkbox"/> <input type="checkbox"/> <input type="checkbox"/>	<input type="checkbox"/> <input type="checkbox"/>	<input type="checkbox"/> <input type="checkbox"/>	<input type="checkbox"/> <input type="checkbox"/> <input type="checkbox"/>	
 HUB	60 Degree Wedge - Outside • Outside-facing while seated	Non-contrast	1.75 yd	H60WO	<input type="checkbox"/> <input type="checkbox"/> <input type="checkbox"/> <input type="checkbox"/>	<input type="checkbox"/> <input type="checkbox"/>	<input type="checkbox"/> <input type="checkbox"/> <input type="checkbox"/>	<input type="checkbox"/> <input type="checkbox"/>	<input type="checkbox"/> <input type="checkbox"/>	<input type="checkbox"/> <input type="checkbox"/> <input type="checkbox"/>	
				A	B	C	D	E	F	G	

## HOW TO ORDER

Indicate the following information on order form:

1. Quantity of each item.
2. Model number, including options. See “How To Build a Model Number”.
3. Any special service required.

Note: • The ☐ indicates that a choice is required.

- The absence of the ☐ indicates that no choice is required.
- Alpha-numeric characters in place of ☐ indicate that no other alternatives are available.

## HOW TO BUILD A MODEL NUMBER

**A** Select basic model.

**B** Select non-contrast or fabric contrast 1.  
Refer to color addendum at [ki.com](http://ki.com) or KI Fabrics & Finishes binder.

**C** Select base finish color.  
Refer to color addendum at [ki.com](http://ki.com) or KI Fabrics & Finishes binder.

**D** Select ganging option.  
**HNG** - No gangers  
**HWG** - Ganging; add \$50  
Two ganging assemblies shipped per unit.

**E** Select handle.  
**WH** - Handle; add \$94  
**NH** - No handle

**F** Select glide option.  
**NGL** - No glides  
**GNY** - Nylon glides (cream color); add \$5

**G** Select moisture barrier.

**MB** - Moisture barrier

**NMB** - No moisture barrier

See pricing column for moisture barrier upcharge.





Approx. Packaged Weight	Grade C.O.M.	Grade C	Grade D	Grade E & C.O.L.	Grade F	Grade G	Grade H	Grade I	Grade J	Grade K	Grade L Leather	Grade M Leather	Moisture Barrier add to list price
50.0#	\$ 1014	\$ 1070	\$ 1084	\$ 1102	\$ 1114	\$ 1136	\$ 1160	\$ 1188	\$ 1246	\$ 1305	\$ 1364	\$ 1479	\$ 119
55.0#	\$ 1035	\$ 1089	\$ 1104	\$ 1122	\$ 1133	\$ 1157	\$ 1180	\$ 1209	\$ 1267	\$ 1325	\$ 1383	\$ 1499	\$ 119
55.0#	\$ 1035	\$ 1089	\$ 1104	\$ 1122	\$ 1133	\$ 1157	\$ 1180	\$ 1209	\$ 1267	\$ 1325	\$ 1383	\$ 1499	\$ 119
60.0#	\$ 1035	\$ 1089	\$ 1104	\$ 1122	\$ 1133	\$ 1157	\$ 1180	\$ 1209	\$ 1267	\$ 1325	\$ 1383	\$ 1499	\$ 119
60.0#	\$ 1035	\$ 1089	\$ 1104	\$ 1122	\$ 1133	\$ 1157	\$ 1180	\$ 1209	\$ 1267	\$ 1325	\$ 1383	\$ 1499	\$ 119

#### SPECIAL SERVICES

##### Special Carton Marking

With specially marked information N/C

##### Shipping




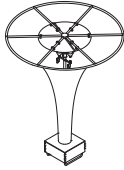
Shipped **assembled freight prepaid f.o.b. High Point, North Carolina 27263** factory. Freight class #175.

Specifications and prices are subject to change without prior notice.



# Hub®

## Tables

MODEL	MODEL NUMBER							Approx. Packaged Weight
	Basic Model	Primary Laminate Color (1)	Secondary Laminate Color (2)	Base Finish	Power Option	Ganging Option	Glide Option	
 HUBT	13 x 26 Laminate Table	H13T	<input type="checkbox"/> <input type="checkbox"/> <input type="checkbox"/>	<input type="checkbox"/> <input type="checkbox"/>	<input type="checkbox"/> <input type="checkbox"/>	<input type="checkbox"/> <input type="checkbox"/> <input type="checkbox"/>	<input type="checkbox"/> <input type="checkbox"/>	55.0#
 HUBT	26 x 26 Laminate Table	H24T	<input type="checkbox"/> <input type="checkbox"/> <input type="checkbox"/>	<input type="checkbox"/> <input type="checkbox"/>	<input type="checkbox"/> <input type="checkbox"/>	<input type="checkbox"/> <input type="checkbox"/> <input type="checkbox"/>	<input type="checkbox"/> <input type="checkbox"/>	80.0#
 HUBT	20 x 20 Docking Table	H25DT	<input type="checkbox"/> <input type="checkbox"/> <input type="checkbox"/>	<input type="checkbox"/> <input type="checkbox"/>	<input type="checkbox"/> <input type="checkbox"/>			85.0#
 HUBT	<b>Cloud Light and Table</b> • 26" x 26" table • 108" x 135" Cloud light	H20TL	<input type="checkbox"/> <input type="checkbox"/> <input type="checkbox"/>	<input type="checkbox"/> <input type="checkbox"/>	<input type="checkbox"/> <input type="checkbox"/>		<input type="checkbox"/> <input type="checkbox"/>	170.0#
		<b>A</b>	<b>B</b>	<b>C</b>	<b>D</b>	<b>E</b>	<b>F</b>	<b>G</b>

### HOW TO ORDER

Indicate the following information on order form:

1. Quantity of each item.
2. Model number, including options. See "How To Build a Model Number".
3. Any special service required.

Note: • The ☐ indicates that a choice is required.

- The absence of the ☐ indicates that no choice is required.
- Alpha-numeric characters in place of ☐ indicate that no other alternatives are available.

### HOW TO BUILD A MODEL NUMBER

**A** Select basic model.

**B** Select primary laminate color.  
Primary laminate selection is for top.  
Refer to color addendum at ki.com or KI Fabrics & Finishes binder.

**C** Select secondary laminate color.  
Secondary laminate selection is for side panels.  
Refer to color addendum at ki.com or KI Fabrics & Finishes binder.

**D** Select base finish color.  
Refer to color addendum at ki.com or KI Fabrics & Finishes binder.

**E** Select power option.

<b>NP</b>	- No power
<b>WPBL</b>	- Black power module; add \$251
<b>WPSL</b>	- Silver power module; add \$251

**WPWH** - White power module; add \$251

**QP** - Qi wireless power (black); add \$301

**SP** - Sensio power module (black-3 receptacle, 2 USB ports); add \$401  
Sensio power available on model H25DT only.

**F** Select ganging option.

**HNG** - No gangers

**HWG** - Ganging; add \$50

Two ganging assemblies shipped per unit.

**G** Select glide option.

**NGL** - No glides

**GNV** - Nylon glides (cream color); add \$5





Delivered Pricing	
\$ 1018	
\$ 1039	
\$ 1062	
\$ 12603	

SPECIAL SERVICES

Special Carton Marking

With specially marked information      N/C


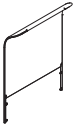
Shipping

Shipped **assembled freight prepaid f.o.b. High Point, North Carolina 27263** factory. Freight class #175.

Specifications and prices are subject to change without prior notice.



Hub®  
Replacements

MODEL		MODEL NUMBER		Approx. Packaged Weight
		Basic Model	Privacy Screen Cover	
  HUB	<b>Replacement Privacy Screen for 26" Units</b> <ul style="list-style-type: none"><li>Privacy screens are 57" high when attached to a Hub® seat</li></ul>	SK24	<input type="checkbox"/> <input type="checkbox"/> <input type="checkbox"/>	40.0#
  HUB	<b>Replacement Privacy Screen for 39" Units</b> <ul style="list-style-type: none"><li>Privacy screens are 57" high when attached to a Hub® seat</li></ul>	SK37	<input type="checkbox"/> <input type="checkbox"/> <input type="checkbox"/>	55.0#
HUB	<b>Sensio Power Pylon (3 Receptacle, 2 USB Ports)</b> <ul style="list-style-type: none"><li>Available on Hub® docking table (model H25DT) only</li></ul>	PWRPYL.BL		0.0#
HUB	<b>Ganger Assembly</b>	HUBGNR.BL		0.0#

A

B

HOW TO ORDER

Indicate the following information on order form:

- Quantity of each item.
- Model number, including options. See "How To Build a Model Number".
- Any special service required.

Note:

- The ☐ indicates that a choice is required.
- The absence of the ☐ indicates that no choice is required.
- Alpha-numeric characters in place of ☐ indicate that no other alternatives are available.

HOW TO BUILD A MODEL NUMBER

- A

Select basic model.
- B

Select privacy screen fabric.  
Refer to color addendum at [ki.com](http://ki.com) or KI Fabrics & Finishes binder.





Delivered Pricing	
\$	930
\$	1004
\$	401
\$	50

SPECIAL SERVICES

Special Carton Marking

With specially marked information      N/C

Shipping

Shipped **assembled freight prepaid f.o.b. High Point, North Carolina 27263** factory. Freight class #175.

Specifications and prices are subject to change without prior notice.



Jessa™  
General Information



Lounge Chair



Loveseat

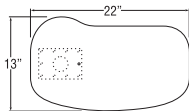


Sofa

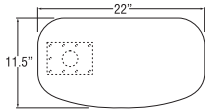


Lounge Chair w/Tablet Arm

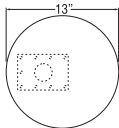
General Dimensions				
Seat width	21-3/4"	43-3/4"	65-1/2"	21-3/4"
Seat depth	20"	20"	20"	20"
Seat height	18-1/2"	18-1/2"	18-1/2"	18-1/2"
Arm width	4-1/2"	4-1/2"	4-1/2"	4-1/2"
Arm height	24-1/2"	24-1/2"	24-1/2"	24-1/2"
Overall Dimensions				
Width	31-1/2"	53-1/2"	75-1/2"	31-1/2"
Depth	30"	30"	30"	30"
Height	32-1/2"	32-1/2"	32-1/2"	32-1/2"
Tablet width				22"
Tablet depth				13"



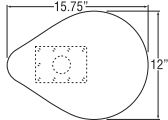
Standard Jessa™ Tablet



Standard Cody™ Tablet  
(Bowfront Tablet)



Standard Teacup Tablet



Teardrop Tablet

UPHOLSTERY INFORMATION

C.O.M. Fabric

For C.O.M. fabric sent to KI-High Point on multiple rolls, add an additional yard of fabric per roll to the yardage requirements. Multiple rolls have shorter pieces of fabric on them and do not allow nesting and stacking of the fabric to achieve the best yield as is done with one large roll. This results in yardage shortages and requests for additional fabric from the client, which can hold up the order. For each roll that is sent, one yard needs to be added and needs to be added to one of the rolls, not separately.

Fabric Disclaimer

Fabric will be applied as swatched by the fabric manufacturer. Fabric that is required to be applied differently than is swatched will need a Special Cost Request written specifying the direction the fabric is to be applied. The posted standard lead time will apply to the Special Cost Request.

Tablet Arm

Tablet is left facing (right-handed) - standard. Tablet is figured laminated wood veneer bowfront - standard. Available in all standard KI wood finishes - specify. For tablet options/specifications, refer to table specifications. Tablet is removable - standard. Chair will be produced with left-facing/right-handed tablet unless reverse is specified.

Tablet Arm Options

All tablets can be done on any tablet chair except RELAX.

FINISH INFORMATION

SPECIAL FINISH MATCHES

KI can match special finish requests at an upcharge of \$64 List per item, up to 12 or a maximum charge of \$771 List per order per color. Special finish requests must be sent to your KI customer service representative.

Upon receipt from KI, the finishing department will prepare a "strike-off" which will be sent to the customer for approval.

The approval form accompanying the strike-off should be faxed to your KI customer service representative. Upon receipt of the signed approval form, KI will proceed with the order. Disapproved samples may be sent back to KI directly with an explanation of disapproval. A Special Finish Number (SFN) will be assigned to this finish sample for future reference or reorders





#### INFORMATION

##### Warranty

Refer to KI Terms & Conditions document  
or visit [ki.com](http://ki.com)



See pricing column for moisture barrier upcharge.





Grade C.O.M.	Grade C	Grade D	Grade E & C.O.L.	Grade F	Grade G	Grade H	Grade I	Grade J	Grade K	Grade L Leather	Grade M Leather	TB133 add to list price	Moisture Barrier add to list price
\$ 1277	\$ 1435	\$ 1508	\$ 1596	\$ 1654	\$ 1769	\$ 1884	\$ 2033	\$ 2315	\$ 2610	\$ 2894	\$ 3475	\$ 365	\$ 129
1331	1490	1561	1650	1707	1823	1938	2085	2370	2665	2949	3529	365	129
\$ 1770	\$ 2003	\$ 2132	\$ 2283	\$ 2381	\$ 2585	\$ 2777	\$ 3037	\$ 3532	\$ 4034	\$ 4544	\$ 5537	\$ 506	\$ 256
1849	2084	2212	2363	2461	2664	2859	3117	3612	4115	4625	5616	506	256
\$ 2145	\$ 2437	\$ 2583	\$ 2764	\$ 2887	\$ 3126	\$ 3369	\$ 3672	\$ 4283	\$ 4887	\$ 5493	\$ 6697	\$ 632	\$ 385
2247	2538	2682	2865	2988	3228	3469	3773	4384	4987	5595	6799	632	385

**KENSINGTON MAPLE UPCHARGE**

Kensington Maple requires extended leadtimes.

Model

5623/NC	\$47
5633/NC	\$47
5643/NC	\$47
5613T/NC	\$47
5623/FC	\$47
5633/FC	\$47
5643/FC	\$47
5613T/FC	\$47

**INFORMATION**
**C.O.M. Requirements**

C.O.M. yardage requirements listed above are based on plain goods 54" wide. If less than 54" wide or fabrics requiring matching (stripes, plaids, prints, large patterns), additional yardage will be needed. Consult C.O.M. matrix on the Ordering C.O.M. and C.O.L. page for additional yardage needed. For C.O.M. fabric sent to KI-High Point on multiple rolls, add an additional yard of fabric per roll to the yardage requirements.

**C.O.L. Requirements**

Figure 18 sq. ft. of leather (C.O.L.) for each yard shown (i.e., 4.75 x 18 = 85.5 sq. ft.).

**Contrasting Upholstery**

When contrasting fabric is chosen, price at highest in-grade.

**Minimum Fabric/Leather Quantity**

Minimum order for fabric is 1 yard. Minimum order for leather is 1 hide (approx-

mately 50 sq. ft.).

**California TB133 Fire Safety Code**

The above seating products can be manufactured using the appropriate flame-retardant materials and fabric selections for compliance to California Technical Bulletin 133. Please contact KI customer service for fabric compliance. Not available with moisture barrier.

**Construction**

Frame constructed of kiln-dried hardwood and laminated wood veneer. Cushioning of multiple densities of polyurethane foam and Dacron fiber. Attached back, loose seat reversible in fabric.

**Semi-Attached Cushions**

Seat cushions may be semi-attached as an option, using snap and "D" ring. Seat cushions may be permanently attached as a custom option at \$26 list upcharge per cushion. Contact KI customer service for permanently attached cushion custom option.

**SPECIAL SERVICES**
**Special Carton Marking**

With specially marked information N/C

**Shipping**

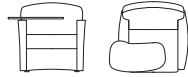

Shipped **assembled freight prepaid f.o.b. High Point, North Carolina 27263** factory. Freight class #175.

Specifications and prices are subject to change without prior notice.



# Jessa™

Lobby and Lounge Seating

		MODEL NUMBER									
		Basic Model	Non-Contrast or Fabric Contrast 1	Arm Cap	Wood Finish	Casters	Tablet Arm Type	Tablet Hole Cover	Lam. Color	Edge Color	
	Jessa Tablet, Black	5613T/NC/LFT/JBL	□□□□	□□	□□	□□	□□	□□			
	Jessa Tablet, Black Edge	5613T/NC/LFT/JSL	□□□□	□□	□□	□□	□□	□□	□□		
	Bowfront Tablet	5613T/NC/LFT/BFL	□□□□	□□	□□	□□	□□	□□	□□	□□	
	Teardrop Tablet	5613T/NC/LFT/TDL	□□□□	□□	□□	□□	□□	□□	□□	□□	
	Teardrop Tab, Black Edge	5613T/NC/LFT/TDLE	□□□□	□□	□□	□□	□□	□□	□□		
JESS											
Lounge Chair with Laminate Tablet Arm - Non-Contrast 4.5 yd - LEFT FACING (Standard)											
• Jessa™ tablet (JBL): black top and T-molding edge (standard)											
• Jessa™ tablet (JSL): select laminate/black T-mold edge											
• Bowfront tablet (BFL): select laminate/edge color											
• Teardrop tablet (TDL): select laminate/edge color											
• Teardrop tablet (TDLE): select lam/black T-mold edge											
	Jessa Tablet, Black	5613T/NC/RFT/JBL	□□□□	□□	□□	□□	□□	□□			
	Jessa Tablet, Black Edge	5613T/NC/RFT/JSL	□□□□	□□	□□	□□	□□	□□	□□		
	Bowfront Tablet	5613T/NC/RFT/BFL	□□□□	□□	□□	□□	□□	□□	□□	□□	
	Teardrop Tablet	5613T/NC/RFT/TDL	□□□□	□□	□□	□□	□□	□□	□□	□□	
	Teardrop Tab, Black Edge	5613T/NC/RFT/TDLE	□□□□	□□	□□	□□	□□	□□	□□		
JESS											
Lounge Chair with Laminate Tablet Arm - Non-Contrast 4.5 yd - RIGHT FACING											
• Same tablet options as above											
		A	B	C	D	E	F	G	H	I	

## HOW TO ORDER

Indicate the following information on order form:

- Quantity of each item.
- Model number, including options. See "How To Build a Model Number".
- Any special service required.

Note: • The □ indicates that a choice is required.

- The absence of the □ indicates that no choice is required.
- Alpha-numeric characters in place of □ indicate that no other alternatives are available.

## HOW TO BUILD A MODEL NUMBER

**A** Select basic model.

**B** Select non-contrast or fabric contrast 1.  
Refer to color addendum at ki.com or KI Fabrics & Finishes binder.

**C** Select wood armcaps.

**NWA** - No wood armcaps  
**WA** - Wood armcaps (per pair); add \$193

**D** Select wood finish color.  
Refer to color addendum at ki.com or KI Fabrics & Finishes binder.  
For Kensington Maple add upcharge.

**E** Select casters.

**NCST** - No casters (standard)  
**FCST** - Front casters; add \$96  
**RCST** - Rear casters; add \$96  
**FRCST** - Front and rear casters; add \$193

**F** Select tablet type.

**RA** - Removable arm (standard)  
**NR** - Non-removable arm; add \$19  
**AT** - Articulating arm; add \$33

**G** Select tablet connection hole cover.

**TP** - Tablet hole cover; add \$46  
**NTP** - No tablet hole cover  
NTP is automatically selected if Non-removable Arm (NR) is chosen.

**H** Select laminate color.

Refer to color addendum at ki.com or KI Fabrics & Finishes binder.

**I** Select wood edge finish

Refer to color addendum at ki.com or KI Fabrics & Finishes binder.

## KENSINGTON MAPLE UPCHARGE

Kensington Maple requires extended leadtimes.

Model  
5623/NC \$47  
5633/NC \$47  
5643/NC \$47  
5613T/NC \$47  
5623/FC \$47  
5633/FC \$47  
5643/FC \$47  
5613T/FC \$47





Approx. Packaged Weight	Grade C.O.M.	Grade C	Grade D	Grade E & C.O.L.	Grade F	Grade G	Grade H	Grade I	Grade J	Grade K	Grade L Leather	Grade M Leather	Moisture Barrier add to list price
75.0#	\$ 1473	\$ 1645	\$ 1717	\$ 1794	\$ 1849	\$ 1952	\$ 2064	\$ 2196	\$ 2465	\$ 2741	\$ 2997	\$ 3539	\$ 129
75.0#	1473	1645	1717	1794	1849	1952	2064	2196	2465	2741	2997	3539	129
75.0#	1532	1704	1775	1852	1908	2010	2124	2254	2525	2799	3055	3598	129
75.0#	1532	1704	1775	1852	1908	2010	2124	2254	2525	2799	3055	3598	129
75.0#	1569	1740	1813	1890	1946	2047	2160	2290	2560	2836	3093	3635	129

75.0#	\$ 1473	\$ 1645	\$ 1717	\$ 1794	\$ 1849	\$ 1952	\$ 2064	\$ 2196	\$ 2465	\$ 2741	\$ 2997	\$ 3539	\$ 129
75.0#	1473	1645	1717	1794	1849	1952	2064	2196	2465	2741	2997	3539	129
75.0#	1532	1704	1775	1852	1908	2010	2124	2254	2525	2799	3055	3598	129
75.0#	1532	1704	1775	1852	1908	2010	2124	2254	2525	2799	3055	3598	129
75.0#	1569	1740	1813	1890	1946	2047	2160	2290	2560	2836	3093	3635	129

## INFORMATION

Moisture Barrier	\$129
TB133	\$365

### C.O.M. Requirements

C.O.M. yardage requirements listed above are based on plain goods 54" wide. If less than 54" wide or fabrics requiring matching (stripes, plaids, prints, large patterns), additional yardage will be needed. Consult C.O.M. matrix on the Ordering C.O.M. and C.O.L. page for additional yardage needed. For C.O.M. fabric sent to KI-High Point on multiple rolls, add an additional yard of fabric per roll to the yardage requirements.

### C.O.L. Requirements

Figure 18 sq. ft. of leather (C.O.L.) for each yard shown (i.e., 4.75 x 18 = 85.5 sq. ft.).

### Contrasting Upholstery

When contrasting fabric is chosen, price at highest in-grade.

### Minimum Fabric/Leather Quantity

Minimum order for fabric is 1 yard. Minimum order for leather is 1 hide (approximately 50 sq. ft.).

### California TB133 Fire Safety Code

The above seating products can be manufactured using the appropriate flame-retardant materials and fabric selections for compliance to California Technical Bulletin 133. Add "FR" to end of model number and add upcharge. Please contact KI customer service for fabric compliance. Not available with moisture barrier. Nano-Tex treatments can be used when TB133 is required.

### Tablet Arm

Tablet is left facing (right-handed) - standard. Tablet is figured laminated wood veneer bowfront - standard. Available in all standard KI wood finishes - specify. For tablet options/specifications, refer to table specifications. Talent is removable - standard. Chair will be produced with left facing/right handed tablet unless reverse is

specified.

### Construction

Frames of kiln-dried hardwood and laminated wood veneer. Cushioning of multiple densities of polyurethane foam and Dacron fiber. Attached back, loose seat reversible in fabric.

### Semi-Attached Cushions

Seat cushions may be semi-attached as an option, using snap and "D" ring. Seat cushions may be permanently attached as a custom option at \$26 list upcharge per cushion. Contact KI customer service for permanently attached cushion custom option.

## SPECIAL SERVICES

### Special Carton Marking

With specially marked information N/C

### Shipping

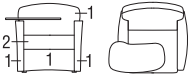

Shipped **assembled freight prepaid f.o.b. High Point, North Carolina 27263** factory. Freight class #175.

Specifications and prices are subject to change without prior notice.



# Jessa™

## Lobby and Lounge Seating

	Features	MODEL NUMBER										
		Basic Model	Non-Contrast or Fabric Contrast 1	Fabric Contrast 2	Arm Cap	Wood Finish	Casters	Tablet Arm Type	Tablet Hole Cover	Lam. Color	Edge Color	
 <p>JESS</p> <p><b>Lounge Chair with Laminate Tablet Arm - Contrast - LEFT FACING (Standard)</b></p> <ul style="list-style-type: none"> <li>1 = Body (Fabric Contrast 1) C.O.M. = 4 yd</li> <li>2 = Seat (Fabric Contrast 2) C.O.M. = 1 yd</li> <li>Jessa tablet (JBL): black top and T-molding edge (standard)</li> <li>Jessa tablet (JSL): select laminate/black T-mold edge</li> <li>Bowfront tablet (BFL): select laminate/edge color</li> <li>Teardrop tablet (TDL): select laminate/edge color</li> <li>Teardrop tablet (TDLE): select lam/black T-mold edge</li> </ul>	Jessa Tablet, Black	5613T/FC/LFT/JBL	□□□□	□□□□	□□	□□	□□	□□	□□			
	Jessa Tablet, Black Edge	5613T/FC/LFT/JSL	□□□□	□□□□	□□	□□	□□	□□	□□	□□		
	Bowfront Tablet	5613T/FC/LFT/BFL	□□□□	□□□□	□□	□□	□□	□□	□□	□□	□□	
	Teardrop Tablet	5613T/FC/LFT/TDL	□□□□	□□□□	□□	□□	□□	□□	□□	□□	□□	
	Teardrop Tab, Black Edge	5613T/FC/LFT/TDLE	□□□□	□□□□	□□	□□	□□	□□	□□	□□		
 <p>JESS</p> <p><b>Lounge Chair with Laminate Tablet Arm - Contrast - RIGHT FACING</b></p> <ul style="list-style-type: none"> <li>1 = Body (Fabric Contrast 1) C.O.M. = 4 yd</li> <li>2 = Seat (Fabric Contrast 2) C.O.M. = 1 yd</li> <li>Same tablet options as above</li> </ul>	Jessa Tablet, Black	5613T/FC/RFT/JBL	□□□□	□□□□	□□	□□	□□	□□	□□			
	Jessa Tablet, Black Edge	5613T/FC/RFT/JSL	□□□□	□□□□	□□	□□	□□	□□	□□	□□		
	Bowfront Tablet	5613T/FC/RFT/BFL	□□□□	□□□□	□□	□□	□□	□□	□□	□□	□□	
	Teardrop Tablet	5613T/FC/RFT/TDL	□□□□	□□□□	□□	□□	□□	□□	□□	□□	□□	
	Teardrop Tab, Black Edge	5613T/FC/RFT/TDLE	□□□□	□□□□	□□	□□	□□	□□	□□	□□		
			<b>A</b>	<b>B</b>	<b>C</b>	<b>D</b>	<b>E</b>	<b>F</b>	<b>G</b>	<b>H</b>	<b>I</b>	<b>J</b>

### HOW TO ORDER

Indicate the following information on order form:

- Quantity of each item.
- Model number, including options. See "How To Build a Model Number".
- Any special service required.

Note: • The □ indicates that a choice is required.

- The absence of the □ indicates that no choice is required.
- Alpha-numeric characters in place of □ indicate that no other alternatives are available.

### HOW TO BUILD A MODEL NUMBER

**A** Select basic model.

**B** Select non-contrast or fabric contrast 1.  
Refer to color addendum at ki.com or KI Fabrics & Finishes binder.

**C** Select fabric contrast 2.  
Refer to color addendum at ki.com or KI Fabrics & Finishes binder.

**D** Select wood armcaps.  
**NWA** - No wood armcaps  
**WA** - Wood armcaps (per pair); add \$193

**E** Select wood finish color.  
Refer to color addendum at ki.com or KI Fabrics & Finishes binder.  
For Kensington Maple add upcharge.

**F** Select casters.  
**NCST** - No casters (standard)  
**FCST** - Front casters; add \$96

**RCST** - Rear casters; add \$96

**FRCST** - Front and rear casters; add \$193

**G** Select tablet type.

**RA** - Removable arm (standard)

**NR** - Non-removable arm; add \$19

**AT** - Articulating arm; add \$33

**H** Select tablet connection hole cover.

**NTP** - No tablet hole cover

**TP** - Tablet hole cover; add \$46

NTP is automatically selected if Non-removable Arm (NR) is chosen.

**I** Select laminate color.

Refer to color addendum at ki.com or KI Fabrics & Finishes binder.

**J** Select wood edge finish

Refer to color addendum at ki.com or KI Fabrics & Finishes binder.

### KENSINGTON MAPLE UPCHARGE

Kensington Maple requires extended leadtimes.

Model

5623/NC	\$47
5633/NC	\$47
5643/NC	\$47
5613T/NC	\$47
5623/FC	\$47
5633/FC	\$47
5643/FC	\$47
5613T/FC	\$47





Approx. Packaged Weight	Grade C.O.M.	Grade C	Grade D	Grade E & C.O.L.	Grade F	Grade G	Grade H	Grade I	Grade J	Grade K	Grade L Leather	Grade M Leather	Moisture Barrier add to list price
75.0#	\$ 1528	\$ 1698	\$ 1770	\$ 1847	\$ 1904	\$ 2004	\$ 2119	\$ 2250	\$ 2518	\$ 2793	\$ 3050	\$ 3593	\$ 129
75.0#	1528	1698	1770	1847	1904	2004	2119	2250	2518	2793	3050	3593	129
75.0#	1586	1757	1829	1906	1962	2062	2177	2308	2578	2851	3108	3652	129
75.0#	1586	1757	1829	1906	1962	2062	2177	2308	2578	2851	3108	3652	129
75.0#	1623	1793	1867	1942	2000	2099	2213	2344	2614	2888	3146	3689	129

75.0#	\$ 1528	\$ 1698	\$ 1770	\$ 1847	\$ 1904	\$ 2004	\$ 2119	\$ 2250	\$ 2518	\$ 2793	\$ 3050	\$ 3593	\$ 129
75.0#	1528	1698	1770	1847	1904	2004	2119	2250	2518	2793	3050	3593	129
75.0#	1586	1757	1829	1906	1962	2062	2177	2308	2578	2851	3108	3652	129
75.0#	1586	1757	1829	1906	1962	2062	2177	2308	2578	2851	3108	3652	129
75.0#	1623	1793	1867	1942	2000	2099	2213	2344	2614	2888	3146	3689	129

## INFORMATION

Moisture Barrier \$129  
TB133 \$365

### C.O.M. Requirements

C.O.M. yardage requirements listed above are based on plain goods 54" wide. If less than 54" wide or fabrics requiring matching (stripes, plaids, prints, large patterns), additional yardage will be needed. Consult C.O.M. matrix on the Ordering C.O.M. and C.O.L. page for additional yardage needed. For C.O.M. fabric sent to KI-High Point on multiple rolls, add an additional yard of fabric per roll to the yardage requirements.

### C.O.L. Requirements

Figure 18 sq. ft. of leather (C.O.L.) for each yard shown (i.e., 4.75 x 18 = 85.5 sq. ft.).

### Contrasting Upholstery

When contrasting fabric is chosen, price at highest in-grade.

### Minimum Fabric/Leather Quantity

Minimum order for fabric is 1 yard. Minimum order for leather is 1 hide (approximately 50 sq. ft.).

### California TB133 Fire Safety Code

The above seating products can be manufactured using the appropriate flame-retardant materials and fabric selections for compliance to California Technical Bulletin 133. Add "FR" to end of model number and add upcharge. Please contact KI customer service for fabric compliance. Not available with moisture barrier. Nano-Tex treatments can be used when TB133 is required.

### Tablet Arm

Tablet is left facing (right-handed) - standard. Tablet is figured laminated wood veneer bowfront - standard. Available in all standard KI wood finishes - specify. For tablet options/specifications, refer to table specifications. Talent is removable - standard. Chair will be produced with left facing/right handed tablet unless reverse is

specified.

### Construction

Frames of kiln-dried hardwood and laminated wood veneer. Cushioning of multiple densities of polyurethane foam and Dacron fiber. Attached back, loose seat reversible in fabric.

### Semi-Attached Cushions

Seat cushions may be semi-attached as an option, using snap and "D" ring. Seat cushions may be permanently attached as a custom option at \$26 list upcharge per cushion. Contact KI customer service for permanently attached cushion custom option.

## SPECIAL SERVICES

### Special Carton Marking

With specially marked information N/C

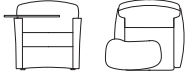
### Shipping

Shipped **assembled freight prepaid f.o.b. High Point, North Carolina 27263** factory. Freight class #175.

Specifications and prices are subject to change without prior notice.



Jessa™  
Lobby and Lounge Seating

	Features	MODEL NUMBER									Approx. Packaged Weight
		Basic Model	Non-Contrast or Fabric Contrast 1	Fabric Contrast 2	Arm Cap	Wood Finish	Casters	Tablet Arm Type	Tablet Hole Cover	Veneer Color	
 JESS Lounge Chair with Veneer Tablet Arm - Non-Contrast 4.5 yd - LEFT FACING (Standard)	Bowfront Tablet	5613T/NC/LFT/BFV	□□□□		□□	□□	□□	□□	□□	□□	75.0#
	Teardrop Tablet	5613T/NC/LFT/TDV	□□□□		□□	□□	□□	□□	□□	□□	75.0#
JESS Lounge Chair with Veneer Tablet Arm - Non-Contrast 4.5 yd - RIGHT FACING	Bowfront Tablet	5613T/NC/RFT/BFV	□□□□		□□	□□	□□	□□	□□	□□	75.0#
	Teardrop Tablet	5613T/NC/RFT/TDV	□□□□		□□	□□	□□	□□	□□	□□	75.0#
JESS Lounge Chair with Veneer Tablet Arm - Contrast - LEFT FACING (Standard) • 1 = Body (Fabric Contrast 1) C.O.M. = 4 yd • 2 = Seat (Fabric Contrast 2) C.O.M. = 1 yd	Bowfront Tablet	5613T/FC/LFT/BFV	□□□□	□□□□	□□	□□	□□	□□	□□	□□	75.0#
	Teardrop Tablet	5613T/FC/LFT/TDV	□□□□	□□□□	□□	□□	□□	□□	□□	□□	75.0#
JESS Lounge Chair with Veneer Tablet Arm - Contrast - RIGHT FACING • 1 = Body (Fabric Contrast 1) C.O.M. = 4 yd • 2 = Seat (Fabric Contrast 2) C.O.M. = 1 yd	Bowfront Tablet	5613T/FC/RFT/BFV	□□□□	□□□□	□□	□□	□□	□□	□□	□□	75.0#
	Teardrop Tablet	5613T/FC/RFT/TDV	□□□□	□□□□	□□	□□	□□	□□	□□	□□	75.0#
		<b>A</b>	<b>B</b>	<b>C</b>	<b>D</b>	<b>E</b>	<b>F</b>	<b>G</b>	<b>H</b>	<b>I</b>	

HOW TO ORDER

- Indicate the following information on order form:
- Quantity of each item.
  - Model number, including options. See “How To Build a Model Number”.
  - Any special service required.

Note: • The □ indicates that a choice is required.

• The absence of the □ indicates that no choice is required.

• Alpha-numeric characters in place of □ indicate that no other alternatives are available.

HOW TO BUILD A MODEL NUMBER

- A** Select basic model.
- B** Select non-contrast or fabric contrast 1. Refer to color addendum at ki.com or KI Fabrics & Finishes binder.
- C** Select fabric contrast 2. Refer to color addendum at ki.com or KI Fabrics & Finishes binder.
- D** Select wood armcaps.  
NWA - No wood armcaps  
WA - Wood armcaps (per pair); add \$193
- E** Select wood finish color. Refer to color addendum at ki.com or KI Fabrics & Finishes binder. For Kensington Maple add upcharge.
- F** Select casters.  
NCST - No casters (standard)  
FCST - Front casters; add \$96

- RCST - Rear casters; add \$96  
FRCST - Front and rear casters; add \$193
- G** Select tablet type.  
RA - Removable arm (standard)  
NR - Non-removable arm; add \$19  
AT - Articulating arm; add \$33
- H** Select tablet connection hole cover.  
NTP - No tablet hole cover  
TP - Tablet hole cover; add \$46  
NTP is automatically selected if Non-removable Arm (NR) is chosen.

- I** Select veneer color. Refer to color addendum at ki.com or KI Fabrics & Finishes binder.

KENSINGTON MAPLE UPCHARGE

Kensington Maple requires extended leadtimes.

Model

5623/NC	\$47
5633/NC	\$47
5643/NC	\$47
5613T/NC	\$47
5623/FC	\$47
5633/FC	\$47
5643/FC	\$47
5613T/FC	\$47





Grade C.O.M.	Grade C	Grade D	Grade E & C.O.L.	Grade F	Grade G	Grade H	Grade I	Grade J	Grade K	Grade L Leather	Grade M Leather	Moisture Barrier add to list price
\$ 1569	\$ 1740	\$ 1813	\$ 1890	\$ 1946	\$ 2047	\$ 2160	\$ 2290	\$ 2560	\$ 2836	\$ 3093	\$ 3635	\$ 129
1569	1740	1813	1890	1946	2047	2160	2290	2560	2836	3093	3635	129
\$ 1569	\$ 1740	\$ 1813	\$ 1890	\$ 1946	\$ 2047	\$ 2160	\$ 2290	\$ 2560	\$ 2836	\$ 3093	\$ 3635	\$ 129
1569	1740	1813	1890	1946	2047	2160	2290	2560	2836	3093	3635	129
\$ 1623	\$ 1793	\$ 1867	\$ 1942	\$ 2000	\$ 2099	\$ 2213	\$ 2344	\$ 2614	\$ 2888	\$ 3146	\$ 3689	\$ 129
1623	1793	1867	1942	2000	2099	2213	2344	2614	2888	3146	3689	129
\$ 1623	\$ 1793	\$ 1867	\$ 1942	\$ 2000	\$ 2099	\$ 2213	\$ 2344	\$ 2614	\$ 2888	\$ 3146	\$ 3689	\$ 129
1623	1793	1867	1942	2000	2099	2213	2344	2614	2888	3146	3689	129

## INFORMATION

Moisture Barrier \$129  
TB133 \$365

### C.O.M. Requirements

C.O.M. yardage requirements listed above are based on plain goods 54" wide. If less than 54" wide or fabrics requiring matching (stripes, plaids, prints, large patterns), additional yardage will be needed. Consult C.O.M. matrix on the Ordering C.O.M. and C.O.L. page for additional yardage needed. For C.O.M. fabric sent to KI-High Point on multiple rolls, add an additional yard of fabric per roll to the yardage requirements.

### C.O.L. Requirements

Figure 18 sq. ft. of leather (C.O.L.) for each yard shown (i.e., 4.75 x 18 = 85.5 sq. ft.).

### Contrasting Upholstery

When contrasting fabric is chosen, price at highest in-grade.

### Minimum Fabric/Leather Quantity

Minimum order for fabric is 1 yard. Minimum order for leather is 1 hide (approximately 50 sq. ft.).

### California TB133 Fire Safety Code

The above seating products can be manufactured using the appropriate flame-retardant materials and fabric selections for compliance to California Technical Bulletin 133. Add "FR" to end of model number and add upcharge. Please contact KI customer service for fabric compliance. Not available with moisture barrier. Nano-Tex treatments can be used when TB133 is required.

### Tablet Arm

Tablet is left facing (right-handed) - standard. Tablet is figured laminated wood veneer bowfront - standard. Available in all standard KI wood finishes - specify. For tablet options/specifications, refer to table specifications. Talent is removable - standard. Chair will be produced with left facing/right handed tablet unless reverse is

specified.

### Construction

Frames of kiln-dried hardwood and laminated wood veneer. Cushioning of multiple densities of polyurethane foam and Dacron fiber. Attached back, loose seat reversible in fabric.

### Semi-Attached Cushions

Seat cushions may be semi-attached as an option, using snap and "D" ring. Seat cushions may be permanently attached as a custom option at \$26 list upcharge per cushion. Contact KI customer service for permanently attached cushion custom option.

## SPECIAL SERVICES

### Special Carton Marking

With specially marked information N/C

### Shipping

Shipped **assembled freight prepaid f.o.b. High Point, North Carolina 27263** factory. Freight class #175.

Specifications and prices are subject to change without prior notice.



Lyra®  
General Information



Lounge Chair  
(1423WS)



Lounge Loveseat  
(1433US)



Lounge Sofa  
(1443US)



Lounge Ottoman  
(1420)

General Dimensions				
Seat width	22-1/2"	38"	63-1/2"	
Seat depth	20-1/4"	20-1/4"	20-1/4"	
Seat height	18-1/2"	18-1/2"	18-1/2"	
Arm width	1-3/4"	2-1/2"	2-1/2"	
Arm height	26-1/4" @ highest point	26-1/4" @ highest point	26-1/4" @ highest point	
Overall Dimensions				
Width	29"	45-3/4"	72-1/2"	23"
Depth	30-1/4"	30-1/4"	30-1/4"	18"
Height	31-1/2"	31-1/2"	31-1/2"	17"

GENERAL INFORMATION

The Lyra Collection is a fresh, modern interpretation of a classic design iconography that, through the use of mixed materials, creates a powerful yet understated visual language. Available in 3 base styles: sled (Lounge), wood leg (Parlor), and pedestal (Club) and 3 wood shell configurations; design possibilities are endless.

Club chairs are standard with a swiveling pedestal base with an automatic return.

The Lyral Collection contains a full complement of chairs, sofas, loveseats, and occasional tables featuring wood, metal, and upholstered elements.

UPHOLSTERY INFORMATION

C.O.M. FABRIC

For C.O.M. fabric sent to KI-High Point on multiple rolls, add an additional yard of fabric per roll to the yardage requirements.

Multiple rolls have shorter pieces of fabric on them and do not allow nesting and stacking of the fabric to achieve the best yield as is done with one large roll. This results in yardage shortages and requests for additional fabric from the client, which can hold up the order. For each roll that is sent, one yard needs to be added and needs to be added to one of the rolls, not separately.

Upholstery Finish

Some fabrics and leathers may show slight wrinkling in corners, around the seat, arms, or back, which is normal. With use, comfort wrinkles may occur in seats and backs and give the upholstery a loose appearance.

Fabric Disclaimer

Fabric will be applied as swatched by the fabric manufacturer. Fabric that is required to be applied differently than is swatched will need a Special Cost Request written specifying the direction the fabric is to be applied. The posted standard lead time will apply to the Special Cost Request.

WOOD INFORMATION

Wood Finish

Due to wood being a natural material, slight variations can occur in texture, color, grain configurations, and finish acceptance. Therefore, wood components may vary in tone or character from piece to piece, and no guarantee of exact matches can be made.

Exposed wood back shell is available in beech, maple (Kensington Maple), and walnut (Natural Walnut) on the Club and Lounge chairs only. Painted wood back shell is only available on Club chairs. An upholstered wood shell is available in any of the base type configurations--sled (Lounge), wood leg (Parlor), and pedestal (Club).

Plywood Edge color

The plys on the edge of wood-backed shells will vary in color from the surface of the wood shell. The plys of the plywood shell edge will be visible and may create a wood contrast. If a darker finish is selected, the

plys will not be as visible and the edge will be similar in color as the outer shell.

Materials

Sled (Lounge) and pedestal (Club) bases are steel. Wood leg (Parlor) base is available in beech and maple (Kensington Maple on maple).




**Parlor Chair  
(1423UW)**

**Parlor Loveseat  
(1433UW)**

**Parlor Sofa  
(1443UW)**

**Parlor Ottoman  
(1420UW)**

**Club Chair  
(1423PP)**

General Dimensions					
Seat width	22-1/2"	38"	63-1/2"		22-1/2"
Seat depth	20-1/4"	20-1/4"	20-1/4"		20-1/4"
Seat height	18-1/2"	18-1/2"	18-1/2"		18-1/2"
Arm width	1-3/4"	2-1/2"	2-1/2"		1-3/4"
Arm height	26-1/4" @ highest point	26-1/4" @ highest point	26-1/4" @ highest point		26-1/4" @ highest point
Overall Dimensions					
Width	29"	45-3/4"	72-1/2"	23"	29"
Depth	30-1/4"	30-1/4"	30-1/4"	18"	30-1/4"
Height	31-1/2"	31-1/2"	31-1/2"	17"	30"

## FINISH INFORMATION

### SPECIAL FINISH MATCHES

KI can match special finish requests at an upcharge of \$64 List per item, up to 12 or a maximum charge of \$771 List per order per color. Special finish requests must be sent to your KI customer service representative.

Upon receipt from KI, the finishing department will prepare a "strike-off" which will be sent to the customer for approval.

The approval form accompanying the strike-off should be faxed to your KI customer service representative. Upon receipt of the signed approval form, KI will proceed with the order. Disapproved samples may be sent back to KI directly with an explanation of disapproval. A Special Finish Number (SFN) will be assigned to this finish sample for future reference or reorders.

## INFORMATION

### Warranty

Refer to KI Terms & Conditions document or visit [ki.com](http://ki.com)



Lyra®  
General Information



Lounge Table



Parlor Table



Club Table



Lounge Obround Coffee  
Table



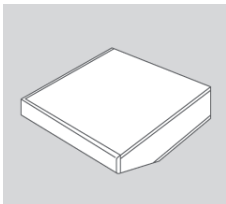
Parlor Obround Coffee  
Table

Overall Dimensions

Width

Depth

Height



1-1/2" rigid PVC knife edge

GENERAL INFORMATION

The Lyra Table Collection is available in square (rounded corners) and obround shapes and 3 base styles: sled (Lounge), wood leg (Parlor), and pedestal (Club). Tables are available in veneer or laminated tops. Veneer table tops are available in beech core finishes, maple (Kensington Maple), and walnut (Natural Walnut). Wood legs (Parlor) are available in beech and maple (Kensington Maple) only.

See table price lists pages for overall table dimensions.





#### INFORMATION


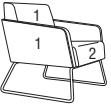
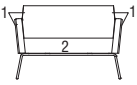
##### Warranty

Refer to KI Terms & Conditions document  
or visit [ki.com](http://ki.com)



# Lyra®

## Lounge

	MODEL	Features	COM	MODEL NUMBER							
				Basic Model	Non-Contrast or Fabric Contrast 1	Fabric Contrast 2	Base Finish	Wood Shell Finish	Glide Option	Moisture Barrier	
	<b>Lounge Chair with Exposed Wood Back, Sled Base</b> • 1 = Body (Fabric Contrast 1) C.O.M. = 2.5 yd • 2 = Seat (Fabric Contrast 2) C.O.M. = 1.25 yd	Non-contrast	3.75 yd	1423WS/NC	□□□□		□□	□□□	□□	□□□	
		Contrast		1423WS/FC	□□□□	□□□□	□□	□□□	□□	□□□	
LYRA											
	<b>Lounge Chair with Upholstered Back, Sled Base</b> • 1 = Body (Fabric Contrast 1) C.O.M. = 4.25 yd • 2 = Seat (Fabric Contrast 2) C.O.M. = 1.25 yd	Non-contrast	5.5 yd	1423US/NC	□□□□		□□		□□	□□□	
		Contrast		1423US/FC	□□□□	□□□□	□□		□□	□□□	
LYRA											
	<b>Lounge Loveseat with Upholstered Back, Sled Base</b> • 1 = Body (Fabric Contrast 1) C.O.M. = 5.25 yd • 2 = Seat (Fabric Contrast 2) C.O.M. = 1.5 yd	Non-contrast	6.75 yd	1433US/NC	□□□□		□□		□□	□□□	
		Contrast		1433US/FC	□□□□	□□□□	□□		□□	□□□	
LYRA											
				<b>A</b>	<b>B</b>	<b>C</b>	<b>D</b>	<b>E</b>	<b>F</b>	<b>G</b>	

### HOW TO ORDER

Indicate the following information on order form:

1. Quantity of each item.
2. Model number, including options. See "How To Build a Model Number".
3. Any special service required.

Note: • The □ indicates that a choice is required.

- The absence of the □ indicates that no choice is required.
- Alpha-numeric characters in place of □ indicate that no other alternatives are available.

### HOW TO BUILD A MODEL NUMBER

**A** Select basic model.

**B** Select non-contrast or fabric contrast 1.  
Refer to color addendum at ki.com or KI Fabrics & Finishes binder.

**C** Select fabric contrast 2.  
Refer to color addendum at ki.com or KI Fabrics & Finishes binder.

**D** Select base finish color.  
Refer to color addendum at ki.com or KI Fabrics & Finishes binder.

**E** Select wood shell finish color.  
Refer to color addendum at ki.com or KI Fabrics & Finishes binder.

**F** Select glide option.  
**NGL** - No glides  
**GNV** - Nylon glides (cream color); add \$5

**G** Select moisture barrier.

**MB** - Moisture barrier

**NMB** - No moisture barrier

See pricing column for moisture barrier upcharge.





Approx. Packaged Weight	Grade C.O.M.	Grade C	Grade D	Grade E & C.O.L.	Grade F	Grade G	Grade H	Grade I	Grade J	Grade K	Grade L Leather	Grade M Leather	Moisture Barrier add to list price
85.0#	\$ 2019	\$ 2138	\$ 2168	\$ 2205	\$ 2229	\$ 2278	\$ 2329	\$ 2389	\$ 2511	\$ 2637	\$ 2760	\$ 3006	\$ 142
85.0#	2071	2187	2219	2256	2281	2330	2380	2440	2562	2687	2810	3056	142
0.0#	\$ 1930	\$ 2115	\$ 2164	\$ 2223	\$ 2261	\$ 2339	\$ 2418	\$ 2513	\$ 2710	\$ 2904	\$ 3100	\$ 3489	\$ 142
0.0#	1981	2166	2214	2274	2312	2390	2469	2564	2761	2956	3151	3541	142
0.0#	\$ 2738	\$ 2954	\$ 3009	\$ 3078	\$ 3122	\$ 3213	\$ 3304	\$ 3417	\$ 3642	\$ 3869	\$ 4094	\$ 4546	\$ 166
0.0#	2815	3029	3087	3154	3200	3290	3379	3492	3719	3944	4170	4623	166

## INFORMATION

### C.O.M. Requirements

C.O.M. yardage requirements listed above are based on plain goods 54" wide. If less than 54" wide or fabrics requiring matching (stripes, plaids, prints, large patterns), additional yardage will be needed. Consult C.O.M. matrix on the Ordering C.O.M. and C.O.L. page for additional yardage needed. For C.O.M. fabric sent to KI-High Point on multiple rolls, add an additional yard of fabric per roll to the yardage requirements.

### C.O.L. Requirements

Figure 18 sq. ft. of leather (C.O.L.) for each yard shown (i.e., 4.75 x 18 = 85.5 sq. ft.).

### Contrasting Upholstery

When contrasting fabric is chosen, price at highest in-grade.

### Minimum Fabric/Leather Quantity

Minimum order for fabric is 1 yard. Minimum order for leather is 1 hide (approx-

mately 50 sq. ft.).

### Construction

Frame constructed of kiln-dried hardwood and furniture-grade plywood. Cushioning of multiple densities of polyurethane foam and Dacron fiber.

### Note

The Lyra Lounge Collection is available in exposed wood back and upholstered back shell. The Lounge Collection sled base can be specified in powdercoat paint and chrome. See color addendum at ki.com for finish options.

## SPECIAL SERVICES

### Special Carton Marking

With specially marked information N/C

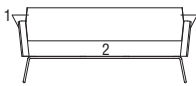


### Shipping

Shipped **assembled freight prepaid f.o.b. High Point, North Carolina 27263** factory. Freight class #175.

Specifications and prices are subject to change without prior notice.



Lyra®  
Lounge

				MODEL NUMBER							
				Basic Model	Non-Contrast or Fabric Contrast 1	Fabric Contrast 2	Base Finish	Wood Shell Finish	Glide Option	Moisture Barrier	
 LYRA	<b>MODEL</b>	<b>Features</b>	<b>COM</b>								
	<b>Lounge Sofa with Upholstered Back, Sled Base</b>	Non-contrast	8.75 yd	1443US/NC	□□□□		□□		□□	□□□	
		Contrast		1443US/FC	□□□□	□□□□	□□		□□	□□□	
 LYRA	<b>MODEL</b>										
	<b>Lounge Ottoman with Wood Shell, Sled Base</b>		.75 yd	1420WS	□□□□		□□	□□□	□□	□□□	
 LYRA	<b>MODEL</b>										
	<b>Lounge Ottoman with Upholstered Shell, Sled Base</b>		1.25 yd	1420US	□□□□		□□		□□	□□□	
				<b>A</b>	<b>B</b>	<b>C</b>	<b>D</b>	<b>E</b>	<b>F</b>	<b>G</b>	

HOW TO ORDER

Indicate the following information on order form:

1. Quantity of each item.
2. Model number, including options. See “How To Build a Model Number”.
3. Any special service required.

Note:

- The □ indicates that a choice is required.
- The absence of the □ indicates that no choice is required.
- Alpha-numeric characters in place of □ indicate that no other alternatives are available.

HOW TO BUILD A MODEL NUMBER

- A** Select basic model.
- B** Select non-contrast or fabric contrast 1.  
Refer to color addendum at [ki.com](#) or KI Fabrics & Finishes binder.
- C** Select fabric contrast 2.  
Refer to color addendum at [ki.com](#) or KI Fabrics & Finishes binder.
- D** Select base finish color.  
Refer to color addendum at [ki.com](#) or KI Fabrics & Finishes binder.
- E** Select wood shell finish color.  
Refer to color addendum at [ki.com](#) or KI Fabrics & Finishes binder.
- F** Select glide option.
- |            |                                       |
|------------|---------------------------------------|
| <b>NGL</b> | - No glides                           |
| <b>GNY</b> | - Nylon glides (cream color); add \$5 |

**G** Select moisture barrier.

- |            |                       |
|------------|-----------------------|
| <b>MB</b>  | - Moisture barrier    |
| <b>NMB</b> | - No moisture barrier |

See pricing column for moisture barrier upcharge.





Approx. Packaged Weight	Grade C.O.M.	Grade C	Grade D	Grade E & C.O.L.	Grade F	Grade G	Grade H	Grade I	Grade J	Grade K	Grade L Leather	Grade M Leather	Moisture Barrier add to list price
195.0#	\$ 3305	\$ 3566	\$ 3637	\$ 3720	\$ 3775	\$ 3886	\$ 3997	\$ 4136	\$ 4414	\$ 4691	\$ 4968	\$ 5522	\$ 177
195.0#	3400	3664	3732	3816	3872	3983	4094	4232	4509	4786	5063	5618	177
0.0#	\$ 1261	\$ 1299	\$ 1310	\$ 1323	\$ 1331	\$ 1346	\$ 1364	\$ 1384	\$ 1425	\$ 1466	\$ 1507	\$ 1589	\$ 128
0.0#	\$ 1018	\$ 1078	\$ 1093	\$ 1113	\$ 1124	\$ 1149	\$ 1173	\$ 1205	\$ 1267	\$ 1328	\$ 1389	\$ 1513	\$ 128

## INFORMATION

### C.O.M. Requirements

C.O.M. yardage requirements listed above are based on plain goods 54" wide. If less than 54" wide or fabrics requiring matching (stripes, plaids, prints, large patterns), additional yardage will be needed. Consult C.O.M. matrix on the Ordering C.O.M. and C.O.L. page for additional yardage needed. For C.O.M. fabric sent to KI-High Point on multiple rolls, add an additional yard of fabric per roll to the yardage requirements.

### C.O.L. Requirements

Figure 18 sq. ft. of leather (C.O.L.) for each yard shown (i.e., 4.75 x 18 = 85.5 sq. ft.).

### Contrasting Upholstery

When contrasting fabric is chosen, price at highest in-grade.

### Minimum Fabric/Leather Quantity

Minimum order for fabric is 1 yard. Minimum order for leather is 1 hide (approx-

mately 50 sq. ft.).

### Construction

Frame constructed of kiln-dried hardwood and furniture-grade plywood. Cushioning of multiple densities of polyurethane foam and Dacron fiber.

### Note

The Lyra Lounge Collection is available in exposed wood back and upholstered back shell. The Lounge Collection sled base can be specified in powdercoat paint and chrome. See color addendum at ki.com for finish options.

## SPECIAL SERVICES

### Special Carton Marking

With specially marked information N/C


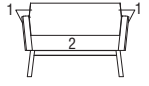
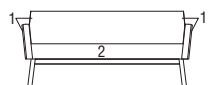

### Shipping

Shipped **assembled freight prepaid f.o.b. High Point, North Carolina 27263** factory. Freight class #175.

Specifications and prices are subject to change without prior notice.



Lyra<sup>®</sup>  
Parlor

				MODEL NUMBER					Approx. Packaged Weight
MODEL	Features	COM	Basic Model	Non-Contrast or Fabric Contrast 1	Fabric Contrast 2	Wood Leg Finish	Moisture Barrier		
 LYRA	<b>Parlor Chair with Upholstered Back, Wood Leg Base</b>	Non-contrast	5.5 yd	1423UW/NC	□□□□		□□□	□□□	91.0#
		Contrast		1423UW/FC	□□□□	□□□□	□□□	□□□	91.0#
	<ul style="list-style-type: none"><li>1 = Body (Fabric Contrast 1) C.O.M. = 4.25 yd</li></ul>								
	<ul style="list-style-type: none"><li>2 = Seat (Fabric Contrast 2) C.O.M. = 1.25 yd</li></ul>								
 LYRA	<b>Parlor Loveseat with Upholstered Back, Wood Leg Base</b>	Non-contrast	6.75 yd	1433UW/NC	□□□□		□□□	□□□	0.0#
		Contrast		1433UW/FC	□□□□	□□□□	□□□	□□□	0.0#
	<ul style="list-style-type: none"><li>1 = Body (Fabric Contrast 1) C.O.M. = 5.25 yd</li></ul>								
	<ul style="list-style-type: none"><li>2 = Seat (Fabric Contrast 2) C.O.M. = 1.5 yd</li></ul>								
 LYRA	<b>Parlor Sofa with Upholstered Back, Wood Leg Base</b>	Non-contrast	8.75 yd	1443UW/NC	□□□□		□□□	□□□	195.0#
		Contrast		1443UW/FC	□□□□	□□□□	□□□	□□□	195.0#
	<ul style="list-style-type: none"><li>1 = Body (Fabric Contrast 1) C.O.M. = 6.5 yd</li></ul>								
	<ul style="list-style-type: none"><li>2 = Seat (Fabric Contrast 2) C.O.M. = 2.25 yd</li></ul>								
 LYRA	<b>Parlor Ottoman with Upholstered Shell, Wood Leg Base</b>		1.25 yd	1420UW	□□□□		□□□	□□□	0.0#
				<b>A</b>	<b>B</b>	<b>C</b>	<b>D</b>	<b>E</b>	

HOW TO ORDER

Indicate the following information on order form:

1. Quantity of each item.
2. Model number, including options. See “How To Build a Model Number”.
3. Any special service required.

Note: • The □ indicates that a choice is required.

- The absence of the □ indicates that no choice is required.
- Alpha-numeric characters in place of □ indicate that no other alternatives are available.

HOW TO BUILD A MODEL NUMBER

- A** Select basic model.
- B** Select non-contrast or fabric contrast 1.  
Refer to color addendum at ki.com or KI Fabrics & Finishes binder.
- C** Select fabric contrast 2.  
Refer to color addendum at ki.com or KI Fabrics & Finishes binder.
- D** Select wood leg finish color.  
Refer to color addendum at ki.com or KI Fabrics & Finishes binder.  
For Kensington Maple add upcharge.
- E** Select moisture barrier.
- |            |                       |
|------------|-----------------------|
| <b>MB</b>  | - Moisture Barrier    |
| <b>NMB</b> | - No moisture barrier |
- See pricing column for moisture barrier upcharge.

KENSINGTON MAPLE UPCHARGE

Kensington Maple requires extended leadtimes.

Model	
1423UW/NC	\$66
1423UW/FC	\$66
1433UW/NC	\$89
1433UW/FC	\$89
1443UW/NC	\$139
1443UW/FC	\$139
1420UW/NC	\$50
1420UW/FC	\$50





Grade C.O.M.	Grade C	Grade D	Grade E & C.O.L.	Grade F	Grade G	Grade H	Grade I	Grade J	Grade K	Grade L Leather	Grade M Leather	Moisture Barrier add to list price
\$ 2103	\$ 2289	\$ 2338	\$ 2396	\$ 2436	\$ 2513	\$ 2592	\$ 2690	\$ 2885	\$ 3080	\$ 3274	\$ 3666	\$ 159
2155	2340	2389	2448	2486	2564	2643	2741	2936	3130	3326	3717	159
\$ 3042	\$ 3257	\$ 3313	\$ 3380	\$ 3426	\$ 3515	\$ 3607	\$ 3720	\$ 3944	\$ 4171	\$ 4397	\$ 4848	\$ 166
3118	3333	3389	3457	3503	3592	3682	3796	4022	4248	4475	4926	166
\$ 3662	\$ 3924	\$ 3994	\$ 4078	\$ 4133	\$ 4243	\$ 4354	\$ 4492	\$ 4770	\$ 5048	\$ 5324	\$ 5879	\$ 180
3758	4021	4090	4174	4229	4340	4450	4590	4866	5144	5421	5976	180
\$ 1044	\$ 1104	\$ 1118	\$ 1137	\$ 1149	\$ 1173	\$ 1200	\$ 1228	\$ 1290	\$ 1353	\$ 1415	\$ 1538	\$ 128

## INFORMATION

### C.O.M. Requirements

C.O.M. yardage requirements listed above are based on plain goods 54" wide. If less than 54" wide or fabrics requiring matching (stripes, plaids, prints, large patterns), additional yardage will be needed. Consult C.O.M. matrix on the Ordering C.O.M. and C.O.L. page for additional yardage needed. For C.O.M. fabric sent to KI-High Point on multiple rolls, add an additional yard of fabric per roll to the yardage requirements.

### C.O.L. Requirements

Figure 18 sq. ft. of leather (C.O.L.) for each yard shown (i.e., 4.75 x 18 = 85.5 sq. ft.).

### Contrasting Upholstery

When contrasting fabric is chosen, price at highest in-grade.

### Minimum Fabric/Leather Quantity

Minimum order for fabric is 1 yard. Minimum order for leather is 1 hide (approx-

mately 50 sq. ft.).

### Construction

Frame constructed of kiln-dried hardwood and furniture-grade plywood. Cushioning of multiple densities of polyurethane foam and Dacron fiber.

### Note

The Lyra Parlor Collection is available in upholstered back with wood legs only. The wood leg base is available in beech and maple (Kensington Maple) only. See color addendum at ki.com for finish options.

## SPECIAL SERVICES

### Special Carton Marking

With specially marked information N/C

### Shipping


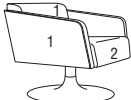
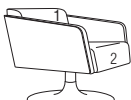
Shipped **assembled freight prepaid f.o.b. High Point, North Carolina 27263** factory. Freight class #175.

Specifications and prices are subject to change without prior notice.



# Lyra®

## Club

				MODEL NUMBER								
	MODEL	Features	COM	Basic Model	Non-Contrast or Fabric Contrast 1	Fabric Contrast 2	Base Finish	Wood Shell Finish	Painted Shell Color	Moisture Barrier		
	<b>Club Chair with Exposed Wood Back, Pedestal Base</b> • 1 = Body (Fabric Contrast 1) C.O.M. = 2.5 yd • 2 = Seat (Fabric Contrast 2) C.O.M. = 1.25 yd	Non-contrast	3.75 yd	1423WP/NC	□□□□		□□	□□□		□□□		
		Contrast		1423WP/FC	□□□□	□□□□	□□	□□□		□□□		
LYRA												
	<b>Club Chair with Upholstered Back, Pedestal Base</b> • 1 = Body (Fabric Contrast 1) C.O.M. = 4.25 yd • 2 = Seat (Fabric Contrast 2) C.O.M. = 1.25 yd	Non-contrast	5.5 yd	1423UP/NC	□□□□		□□			□□□		
		Contrast		1423UP/FC	□□□□	□□□□	□□			□□□		
LYRA												
	<b>Club Chair with Painted Back, Pedestal Base</b> • 1 = Body (Fabric Contrast 1) C.O.M. = 2.5 yd • 2 = Seat (Fabric Contrast 2) C.O.M. = 1.25 yd	Non-contrast	3.75 yd	1423PP/NC	□□□□		□□		□□	□□□		
		Contrast		1423PP/FC	□□□□	□□□□	□□		□□	□□□		
LYRA												
				<b>A</b>	<b>B</b>	<b>C</b>	<b>D</b>	<b>E</b>	<b>F</b>	<b>G</b>		

### HOW TO ORDER

Indicate the following information on order form:

1. Quantity of each item.
2. Model number, including options. See "How To Build a Model Number".
3. Any special service required.

Note: • The □ indicates that a choice is required.

- The absence of the □ indicates that no choice is required.
- Alpha-numeric characters in place of □ indicate that no other alternatives are available.

### HOW TO BUILD A MODEL NUMBER

**A** Select basic model.

**B** Select non-contrast or fabric contrast 1.  
Refer to color addendum at ki.com or KI Fabrics & Finishes binder.

**C** Select fabric contrast 2.  
Refer to color addendum at ki.com or KI Fabrics & Finishes binder.

**D** Select base finish color.  
Refer to color addendum at ki.com or KI Fabrics & Finishes binder.  
Pedestal base Chrome frame; add \$265.

**E** Select wood shell finish color.  
Refer to color addendum at ki.com or KI Fabrics & Finishes binder.

**F** Select wood shell paint color.  
Refer to color addendum at ki.com or KI Fabrics & Finishes binder.

**G** Select moisture barrier.

**MB** - Moisture Barrier

**NMB** - No moisture barrier

See pricing column for moisture barrier upcharge.





Approx. Packaged Weight	Grade C.O.M.	Grade C	Grade D	Grade E & C.O.L.	Grade F	Grade G	Grade H	Grade I	Grade J	Grade K	Grade L Leather	Grade M Leather	Moisture Barrier add to list price
0.0#	\$ 2093	\$ 2210	\$ 2241	\$ 2278	\$ 2303	\$ 2352	\$ 2400	\$ 2463	\$ 2587	\$ 2710	\$ 2833	\$ 3079	\$ 142
0.0#	2144	2261	2292	2330	2353	2402	2452	2513	2638	2761	2884	3129	142
0.0#	\$ 2203	\$ 2388	\$ 2437	\$ 2496	\$ 2535	\$ 2611	\$ 2691	\$ 2788	\$ 2982	\$ 3177	\$ 3373	\$ 3763	\$ 159
0.0#	2254	2439	2489	2547	2586	2663	2742	2838	3035	3228	3424	3814	159
100.0#	\$ 2093	\$ 2210	\$ 2241	\$ 2278	\$ 2303	\$ 2352	\$ 2400	\$ 2463	\$ 2587	\$ 2710	\$ 2833	\$ 3079	\$ 142
100.0#	2144	2261	2292	2330	2353	2402	2452	2513	2638	2761	2884	3129	142

## INFORMATION

### C.O.M. Requirements

C.O.M. yardage requirements listed above are based on plain goods 54" wide. If less than 54" wide or fabrics requiring matching (stripes, plaids, prints, large patterns), additional yardage will be needed. Consult C.O.M. matrix on the Ordering C.O.M. and C.O.L. page for additional yardage needed. For C.O.M. fabric sent to KI-High Point on multiple rolls, add an additional yard of fabric per roll to the yardage requirements.

### C.O.L. Requirements

Figure 18 sq. ft. of leather (C.O.L.) for each yard shown (i.e., 4.75 x 18 = 85.5 sq. ft.).

### Contrasting Upholstery

When contrasting fabric is chosen, price at highest in-grade.

### Minimum Fabric/Leather Quantity

Minimum order for fabric is 1 yard. Minimum order for leather is 1 hide (approx-

mately 50 sq. ft.).

### Construction

Frame constructed of kiln-dried hardwood and furniture-grade plywood. Cushioning of multiple densities of polyurethane foam and Dacron fiber.

### Note

The Lyra Club Collection is available in an exposed wood back, upholstered back, or painted wood back. The pedestal base can be specified in powdercoat paint or chrome. See color addendum at [ki.com](http://ki.com) for finish options.

## SPECIAL SERVICES

### Special Carton Marking

With specially marked information N/C

### Shipping

Shipped **assembled freight prepaid f.o.b. High Point, North Carolina 27263** factory. Freight class #175.

Specifications and prices are subject to change without prior notice.



Lyra®  
Replacement Parts

MODEL		MODEL NUMBER			Approx. Packaged Weight    Grade C.O.M.    Grade C    Grade D				
		Basic Model	Non-Contrast or Fabric Contrast 1	Moisture Barrier					
Lyra	Lounge or Parlor Chair - Replacement Interior Back	1423-BK	□□□□	□□□	0.0#	\$ 538	\$ 587	\$ 598	
Lyra	Club Chair - Replacement Interior Back	1423P-BK	□□□□	□□□	0.0#	\$ 524	\$ 573	\$ 588	
Lyra	Lounge, Parlor or Club Chair - Replacement Seat	1423-ST	□□□□	□□□	0.0#	\$ 523	\$ 572	\$ 587	
Lyra	Lounge, Parlor or Club Chair - Replacement Arms (pair)	1423-AR	□□□□	□□□	0.0#	\$ 626	\$ 675	\$ 686	
Lyra	Loveseat - Replacement Interior Back	1433-BK	□□□□	□□□	0.0#	\$ 658	\$ 725	\$ 744	
Lyra	Loveseat - Replacement Seat	1433-ST	□□□□	□□□	0.0#	\$ 766	\$ 825	\$ 840	
Lyra	Sofa - Replacement Interior Back	1443-BK	□□□□	□□□	0.0#	\$ 792	\$ 879	\$ 903	
Lyra	Sofa - Replacement Seat	1443-ST	□□□□	□□□	0.0#	\$ 998	\$ 1085	\$ 1110	
Lyra	Loveseat or Sofa - Replacement Arms (pair)	1443-AR	□□□□	□□□	0.0#	\$ 676	\$ 724	\$ 737	
Lyra									

**A**                      **B**                      **C**

HOW TO ORDER

Indicate the following information on order form:

1. Quantity of each item.
2. Model number, including options. See “How To Build a Model Number”.
3. Any special service required.

Note:

- The □ indicates that a choice is required.
- The absence of the □ indicates that no choice is required.
- Alpha-numeric characters in place of □ indicate that no other alternatives are available.

HOW TO BUILD A MODEL NUMBER

- A** Select basic model.
- B** Select non-contrast or fabric contrast 1.  
Refer to color addendum at [ki.com](#) or KI Fabrics & Finishes binder.
- C** Select moisture barrier.
- |            |                       |
|------------|-----------------------|
| <b>MB</b>  | - Moisture Barrier    |
| <b>NMB</b> | - No moisture barrier |
- See pricing column for moisture barrier upcharge.





Grade E & C.O.L.	Grade F	Grade G	Grade H	Grade I	Grade J	Grade K	Grade L Leather	Grade M Leather	Moisture Barrier add to list price
\$ 614	\$ 623	\$ 645	\$ 664	\$ 691	\$ 742	\$ 793	\$ 845	\$ 948	\$ 125
\$ 602	\$ 613	\$ 632	\$ 654	\$ 678	\$ 730	\$ 782	\$ 833	\$ 935	\$ 125
\$ 601	\$ 611	\$ 631	\$ 653	\$ 677	\$ 729	\$ 781	\$ 832	\$ 934	\$ 125
\$ 704	\$ 713	\$ 734	\$ 755	\$ 781	\$ 832	\$ 882	\$ 933	\$ 1037	\$ 125
\$ 765	\$ 780	\$ 809	\$ 837	\$ 873	\$ 946	\$ 1016	\$ 1089	\$ 1232	\$ 130
\$ 861	\$ 872	\$ 896	\$ 921	\$ 952	\$ 1013	\$ 1075	\$ 1137	\$ 1260	\$ 128
\$ 930	\$ 949	\$ 986	\$ 1022	\$ 1069	\$ 1162	\$ 1255	\$ 1347	\$ 1532	\$ 135
\$ 1135	\$ 1155	\$ 1190	\$ 1228	\$ 1274	\$ 1368	\$ 1460	\$ 1552	\$ 1737	\$ 135
\$ 754	\$ 763	\$ 784	\$ 806	\$ 831	\$ 881	\$ 932	\$ 985	\$ 1087	\$ 125

## INFORMATION

### C.O.M. Requirements

C.O.M. yardage requirements listed above are based on plain goods 54" wide. If less than 54" wide or fabrics requiring matching (stripes, plaids, prints, large patterns), additional yardage will be needed. Consult C.O.M. matrix on the Ordering C.O.M. and C.O.L. page for additional yardage needed. For C.O.M. fabric sent to KI-High Point on multiple rolls, add an additional yard of fabric per roll to the yardage requirements.

### C.O.L. Requirements

Figure 18 sq. ft. of leather (C.O.L.) for each yard shown (i.e., 4.75 x 18 = 85.5 sq. ft.).

### Minimum Fabric/Leather Quantity

Minimum order for fabric is 1 yard. Minimum order for leather is 1 hide (approximately 50 sq. ft.).

## SPECIAL SERVICES

### Special Carton Marking

With specially marked information N/C


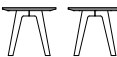



### Shipping

Shipped **assembled freight prepaid f.o.b. High Point, North Carolina 27263** factory. Freight class #175.

Specifications and prices are subject to change without prior notice.



Lyra®  
Tables-Laminate

			MODEL NUMBER					Approx. Packaged Weight
			Basic Model	Laminate Color	Base Finish	Wood Leg Finish	Glide Option	
	Lounge Small End Table (Laminate Top), Sled Base	20 x 20 x 18"	1412S	<input type="checkbox"/> <input type="checkbox"/> <input type="checkbox"/>	<input type="checkbox"/> <input type="checkbox"/>		<input type="checkbox"/> <input type="checkbox"/>	0.0#
LYFS								
	Parlor Small End Table (Laminate Top), Wood Leg Base	20 x 20 x 18"	1412W	<input type="checkbox"/> <input type="checkbox"/> <input type="checkbox"/>		<input type="checkbox"/> <input type="checkbox"/> <input type="checkbox"/>		0.0#
LYFS								
	Lounge Medium End Table (Laminate Top), Sled Base	31 x 31 x 13"	1414S	<input type="checkbox"/> <input type="checkbox"/> <input type="checkbox"/>	<input type="checkbox"/> <input type="checkbox"/>		<input type="checkbox"/> <input type="checkbox"/>	0.0#
LYFS								
	Parlor Medium End Table (Laminate Top), Wood Leg Base	31 x 31 x 13"	1414W	<input type="checkbox"/> <input type="checkbox"/> <input type="checkbox"/>		<input type="checkbox"/> <input type="checkbox"/> <input type="checkbox"/>		0.0#
LYFS								
	Club Medium End Table (Laminate Top), Pedestal Base	31 x 31 x 13"	1414P	<input type="checkbox"/> <input type="checkbox"/> <input type="checkbox"/>	<input type="checkbox"/> <input type="checkbox"/>			0.0#
LYFS								
			A	B	C	D	E	

HOW TO ORDER

Indicate the following information on order form:

1. Quantity of each item.
2. Model number, including options. See "How To Build a Model Number".
3. Any special service required.

Note:

- The ☐ indicates that a choice is required.
- The absence of the ☐ indicates that no choice is required.
- Alpha-numeric characters in place of ☐ indicate that no other alternatives are available.

HOW TO BUILD A MODEL NUMBER

- A** Select basic model.
- B** Select laminate color.  
Refer to color addendum at [ki.com](#) or KI Fabrics & Finishes binder.
- C** Select base finish color.  
Refer to color addendum at [ki.com](#) or KI Fabrics & Finishes binder.  
Pedestal base Chrome frame; add \$265.
- D** Select wood leg finish color.  
Refer to color addendum at [ki.com](#) or KI Fabrics & Finishes binder.  
For Kensington Maple add upcharge.
- E** Select glide option.
- |            |                                       |
|------------|---------------------------------------|
| <b>NGL</b> | - No glides                           |
| <b>GNV</b> | - Nylon glides (cream color); add \$5 |

KENSINGTON MAPLE UPCHARGE

Kensington Maple requires extended leadtimes.

Model	
1402W	\$140
1404W	\$162
1407W	\$170
1408W	\$185
1412W	\$128
1414W	\$156
1417W	\$170
1418W	\$179





Delivered Pricing	
\$	707
\$	776
\$	822
\$	862
\$	1043

SPECIAL SERVICES

Special Carton Marking

With specially marked information      N/C





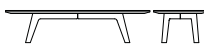
Shipping

Shipped **assembled freight prepaid f.o.b. High Point, North Carolina 27263** factory. Freight class #175.

Specifications and prices are subject to change without prior notice.



Lyra®  
Tables-Laminate

			MODEL NUMBER					Approx. Packaged Weight	
			Basic Model	Laminate Color	Base Finish	Wood Leg Finish	Glide Option		
	MODEL	W x D x H	Lounge Large End Table (Laminate Top), Sled Base	36 x 36 x 13"	1417S	□□□	□□	□□	0.0#
LYFS									
	MODEL	W x D x H	Parlor Large End Table (Laminate Top), Wood Leg Base	36 x 36 x 13"	1417W	□□□	□□□	□□	0.0#
LYFS									
	MODEL	W x D x H	Club Large End Table (Laminate Top), Pedestal Base	36 x 36 x 13"	1417P	□□□	□□	□□	85.0#
LYFS									
	MODEL	W x D x H	Lounge Obround Coffee Table (Laminate Top), Sled Base	54 x 20 x 13"	1418S	□□□	□□	□□	0.0#
LYFS									
	MODEL	W x D x H	Parlor Obround Coffee Table (Laminate Top), Wood Leg Base	54 x 20 x 13"	1418W	□□□	□□□	□□	0.0#
LYFS									
			A B C D E						

HOW TO ORDER

Indicate the following information on order form:

1. Quantity of each item.
2. Model number, including options. See "How To Build a Model Number".
3. Any special service required.

Note:

- The □ indicates that a choice is required.
- The absence of the □ indicates that no choice is required.
- Alpha-numeric characters in place of □ indicate that no other alternatives are available.

HOW TO BUILD A MODEL NUMBER

- A** Select basic model.
- B** Select laminate color.  
Refer to color addendum at ki.com or KI Fabrics & Finishes binder.
- C** Select base finish color.  
Refer to color addendum at ki.com or KI Fabrics & Finishes binder.  
Pedestal base Chrome frame; add \$265.
- D** Select wood leg finish color.  
Refer to color addendum at ki.com or KI Fabrics & Finishes binder.  
For Kensington Maple add upcharge.
- E** Select glide option.
- |            |                                       |
|------------|---------------------------------------|
| <b>NGL</b> | - No glides                           |
| <b>GNV</b> | - Nylon glides (cream color); add \$5 |

KENSINGTON MAPLE UPCHARGE

Kensington Maple requires extended leadtimes.

Model	
1402W	\$140
1404W	\$162
1407W	\$170
1408W	\$185
1412W	\$128
1414W	\$156
1417W	\$170
1418W	\$179





Delivered Pricing	
\$	939
\$	947
\$	1111
\$	1032
\$	991

SPECIAL SERVICES

Special Carton Marking






With specially marked information      N/C

Shipping

Shipped **assembled freight prepaid f.o.b. High Point, North Carolina 27263** factory. Freight class #175.

Specifications and prices are subject to change without prior notice.



			MODEL NUMBER				Approx. Packaged Weight
			Basic Model	Veneer Color	Base Finish	Glide Option	
	Lounge Small End Table (Veneer Top), Sled Base	20 x 20 x 18"	1402S	<input type="checkbox"/> <input type="checkbox"/> <input type="checkbox"/>	<input type="checkbox"/> <input type="checkbox"/>	<input type="checkbox"/> <input type="checkbox"/>	0.0#
		LYFS					
	Parlor Small End Table (Veneer Top), Wood Leg Base	20 x 20 x 18"	1402W	<input type="checkbox"/> <input type="checkbox"/> <input type="checkbox"/>			0.0#
		LYFS					
	Lounge Medium End Table (Veneer Top), Sled Base	31 x 31 x 13"	1404S	<input type="checkbox"/> <input type="checkbox"/> <input type="checkbox"/>	<input type="checkbox"/> <input type="checkbox"/>	<input type="checkbox"/> <input type="checkbox"/>	0.0#
		LYFS					
	Parlor Medium End Table (Veneer Top), Wood Leg Base	31 x 31 x 13"	1404W	<input type="checkbox"/> <input type="checkbox"/> <input type="checkbox"/>			0.0#
		LYFS					
	Club Medium End Table (Veneer Top), Pedestal Base	31 x 31 x 13"	1404P	<input type="checkbox"/> <input type="checkbox"/> <input type="checkbox"/>	<input type="checkbox"/> <input type="checkbox"/>		0.0#
		LYFS					
			<b>A</b>	<b>B</b>	<b>C</b>	<b>D</b>	

HOW TO ORDER

Indicate the following information on order form:

- 1. Quantity of each item.
- 2. Model number, including options. See "How To Build a Model Number".
- 3. Any special service required.

Note: • The ☐ indicates that a choice is required.

- The absence of the ☐ indicates that no choice is required.
- Alpha-numeric characters in place of ☐ indicate that no other alternatives are available.

HOW TO BUILD A MODEL NUMBER

- A** Select basic model.
- B** Select veneer color.  
Refer to color addendum at ki.com or KI Fabrics & Finishes binder.  
Wood leg finish always matches veneer finish.
- C** Select base finish color.  
Refer to color addendum at ki.com or KI Fabrics & Finishes binder.  
Pedestal base Chrome frame; add \$265.
- D** Select glide option.
- |            |                                       |
|------------|---------------------------------------|
| <b>NGL</b> | - No glides                           |
| <b>GNV</b> | - Nylon glides (cream color); add \$5 |

KENSINGTON MAPLE UPCHARGE

Kensington Maple requires extended leadtimes.

Model	
1402W	\$140
1404W	\$162
1407W	\$170
1408W	\$185
1412W	\$128
1414W	\$156
1417W	\$170
1418W	\$179





Delivered Pricing	
\$	647
\$	706
\$	875
\$	897
\$	1044

SPECIAL SERVICES

Special Carton Marking





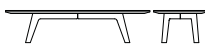
With specially marked information      N/C

Shipping

Shipped **assembled freight prepaid f.o.b. High Point, North Carolina 27263** factory. Freight class #175.

Specifications and prices are subject to change without prior notice.



			MODEL NUMBER				Approx. Packaged Weight
			Basic Model	Veneer Color	Base Finish	Glide Option	
MODEL	W x D x H						
	Lounge Large End Table (Veneer Top), Sled Base	36 x 36 x 13"	1407S	<input type="checkbox"/> <input type="checkbox"/> <input type="checkbox"/>	<input type="checkbox"/> <input type="checkbox"/>	<input type="checkbox"/> <input type="checkbox"/>	0.0#
	LYFS						
	Parlor Large End Table (Veneer Top), Wood Leg Base	36 x 36 x 13"	1407W	<input type="checkbox"/> <input type="checkbox"/> <input type="checkbox"/>			0.0#
	LYFS						
	Club Large End Table (Veneer Top), Pedestal Base	36 x 36 x 13"	1407P	<input type="checkbox"/> <input type="checkbox"/> <input type="checkbox"/>	<input type="checkbox"/> <input type="checkbox"/>		85.0#
	LYFS						
	Lounge Obround Coffee Table (Veneer Top), Sled Base	54 x 20 x 13"	1408S	<input type="checkbox"/> <input type="checkbox"/> <input type="checkbox"/>	<input type="checkbox"/> <input type="checkbox"/>	<input type="checkbox"/> <input type="checkbox"/>	0.0#
	LYFS						
	Parlor Obround Coffee Table (Veneer Top), Wood Leg Base	54 x 20 x 13"	1408W	<input type="checkbox"/> <input type="checkbox"/> <input type="checkbox"/>			0.0#
	LYFS						
			<b>A</b>	<b>B</b>	<b>C</b>	<b>D</b>	

HOW TO ORDER

Indicate the following information on order form:

1. Quantity of each item.
2. Model number, including options. See "How To Build a Model Number".
3. Any special service required.

Note:

- The ☐ indicates that a choice is required.
- The absence of the ☐ indicates that no choice is required.
- Alpha-numeric characters in place of ☐ indicate that no other alternatives are available.

HOW TO BUILD A MODEL NUMBER

- A** Select basic model.
- B** Select veneer color.  
Refer to color addendum at [ki.com](#) or KI Fabrics & Finishes binder.  
Wood leg finish always matches veneer finish.
- C** Select base finish color.  
Refer to color addendum at [ki.com](#) or KI Fabrics & Finishes binder.  
Pedestal base Chrome frame; add \$265.
- D** Select glide option.  
**NGL** - No glides  
**GNV** - Nylon glides (cream color); add \$5

KENSINGTON MAPLE UPCHARGE

Kensington Maple requires extended leadtimes.

Model	
1402W	\$140
1404W	\$162
1407W	\$170
1408W	\$185
1412W	\$128
1414W	\$156
1417W	\$170
1418W	\$179





Delivered Pricing	
\$	988
\$	950
\$	1127
\$	1059
\$	1023

SPECIAL SERVICES

Special Carton Marking

With specially marked information      N/C

Shipping

Shipped **assembled freight prepaid f.o.b. High Point, North Carolina 27263** factory. Freight class #175.

Specifications and prices are subject to change without prior notice.



# Mesa™

General Information



Lounge Chair



Loveseat



Sofa

General Dimensions			
Seat width	21-1/2"	43-1/2"	65-1/2"
Seat depth	20-1/2"	20-1/2"	20-1/2"
Seat height	18"	18"	18"
Arm width	5-1/2"	5-1/2"	5-1/2"
Arm height	24"	24"	24"
Overall Dimensions			
Width	32-1/2"	54-1/2"	76-1/2"
Depth	30-1/2"	30-1/2"	30-1/2"
Height	29-1/2"	29-1/2"	29-1/2"

SPECIFICATIONS

Complimentary Furniture

The following lounge collections offer complimentary furniture that creates continuity and a cohesive look throughout a facility. These complimentary pieces can be found in other sections of the KI price list.

CINTURON - Cinturon™ Professional Chairs

GRAND SALON - Grand Salon® Benches

MESA - Mesa™ Professional Chairs, Quatro™ Guest Chairs

NEENA - Neena™ Benches

POMFRET - Pomfret™ Guest Chairs

SOLTICE - Soltice® Healthcare Seating, Soltice® Multiple Seating, Soltice® Guest Chairs, LaResta® Day Bed

UPHOLSTERY INFORMATION

C.O.M. Fabric

For C.O.M. fabric sent to KI-High Point on multiple rolls, add an additional yard of fabric per roll to the yardage requirements. Multiple rolls have shorter pieces of fabric on them and do not allow nesting and stacking of the fabric to achieve the best yield as is done with one large roll. This results in yardage shortages and requests for additional fabric from the client, which can hold up the order. For each roll that is sent, one yard needs to be added and needs to be added to one of the rolls, not separately.

Fabric Disclaimer

Fabric will be applied as swatched by the fabric manufacturer. Fabric that is required to be applied differently than is swatched will need a Special Cost Request written specifying the direction the fabric is to be applied. The posted standard lead time will apply to the Special Cost Request.

FINISH INFORMATION

SPECIAL FINISH MATCHES

KI can match special finish requests at an upcharge of \$64 List per item, up to 12 or a maximum charge of \$771 List per order per color. Special finish requests must be sent to your KI customer service representative.

Upon receipt from KI, the finishing department will prepare a "strike-off" which will be sent to the customer for approval.

The approval form accompanying the strike-off should be faxed to your KI customer service representative. Upon receipt of the signed approval form, KI will proceed with the order. Disapproved samples may be sent back to KI directly with an explanation of disapproval. A Special Finish Number (SFN) will be assigned to this finish sample for future reference or reorders






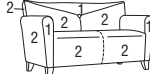
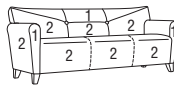
#### INFORMATION

**Warranty**

Refer to KI Terms & Conditions document  
or visit [ki.com](http://ki.com)



Mesa™  
Lobby and Lounge Seating

				MODEL NUMBER							
				Basic Model	Non-Contrast or Fabric Contrast 1	Fabric Contrast 2	Button Option	Wood Finish	Fire Code	Moisture Barrier	
MODEL	Features	COM									
	<b>Lounge Chair</b>	Non-contrast 4 yd	6623/NC	□□□□		□□□	□□□	□□□	□□□		
	• 1 = Top back panel, arm panel and button (Fabric Contrast 1) C.O.M. = 1 yd	Contrast	6623/FC	□□□□	□□□□	□□□	□□□	□□□	□□□		
	• 2 = Body (Fabric Contrast 2) C.O.M. = 4 yd										
MSLS											
	<b>Loveseat</b>	Non-contrast 6 yd	6633/NC	□□□□		□□□	□□□	□□□	□□□		
	• 1 = Top back panel, arm panel and button (Fabric Contrast 1) C.O.M. = 1.5 yd	Contrast	6633/FC	□□□□	□□□□	□□□	□□□	□□□	□□□		
	• 2 = Body (Fabric Contrast 2) C.O.M. = 6 yd										
MSLS											
	<b>Sofa</b>	Non-contrast 8 yd	6643/NC	□□□□		□□□	□□□	□□□	□□□		
	• 1 = Top back panel, arm panel and button (Fabric Contrast 1) C.O.M. = 1.5 yd	Contrast	6643/FC	□□□□	□□□□	□□□	□□□	□□□	□□□		
	• 2 = Body (Fabric Contrast 2) C.O.M. = 8 yd										
MSLS											
				<b>A</b>	<b>B</b>	<b>C</b>	<b>D</b>	<b>E</b>	<b>F</b>	<b>G</b>	

HOW TO ORDER

Indicate the following information on order form:

- Quantity of each item.
- Model number, including options. See “How To Build a Model Number”.
- Any special service required.

Note:

- The □ indicates that a choice is required.
- The absence of the □ indicates that no choice is required.
- Alpha-numeric characters in place of □ indicate that no other alternatives are available.

HOW TO BUILD A MODEL NUMBER

- A** Select basic model.
- B** Select non-contrast or fabric contrast 1.  
Refer to color addendum at ki.com or KI Fabrics & Finishes binder.
- C** Select fabric contrast 2.  
Refer to color addendum at ki.com or KI Fabrics & Finishes binder.
- D** Select button option.  
**NBT** - No button  
**UB** - Upholstered (standard)  
**WBT** - Wood button, finish to match legs
- E** Select wood finish color.  
Refer to color addendum at ki.com or KI Fabrics & Finishes binder.  
For Kensington Maple add upcharge.
- F** Select fire code.  
**NFR** - Compliance to TB 117-2013

**FR** - Compliance to TB 133  
See pricing column for TB133 upcharge.  
No button option for TB133.

- G** Select moisture barrier.  
**NMB** - No moisture barrier  
**MB** - Moisture barrier  
See pricing column for moisture barrier upcharge.

KENSINGTON MAPLE UPCHARGE

Kensington Maple requires extended leadtimes.

Model

6623/NC	\$10
6633/NC	\$10
6643/NC	\$10
6623/FC	\$10
6633/FC	\$10
6643/FC	\$10





Approx. Packaged Weight	Grade C.O.M.	Grade C	Grade D	Grade E & C.O.L.	Grade F	Grade G	Grade H	Grade I	Grade J	Grade K	Grade L Leather	Grade M Leather	TB133 add to list price	Moisture Barrier add to list price
75.0#	\$ 1473	\$ 1527	\$ 1605	\$ 1705	\$ 1774	\$ 1907	\$ 2041	\$ 2307	\$ 2637	\$ 2970	\$ 3305	\$ 3970	\$ 346	\$ 129
75.0#	1528	1579	1660	1757	1827	1960	2095	2360	2691	3022	3359	4024	346	129
120.0#	\$ 2011	\$ 2072	\$ 2183	\$ 2314	\$ 2414	\$ 2595	\$ 2776	\$ 3143	\$ 3592	\$ 4047	\$ 4501	\$ 5416	\$ 488	\$ 256
120.0#	2093	2151	2263	2395	2494	2675	2858	3222	3672	4127	4583	5495	488	256
150.0#	\$ 2415	\$ 2491	\$ 2624	\$ 2785	\$ 2901	\$ 3124	\$ 3345	\$ 3788	\$ 4333	\$ 4892	\$ 5444	\$ 6548	\$ 632	\$ 385
150.0#	2515	2591	2724	2886	3002	3224	3447	3889	4433	4992	5546	6650	632	385

## INFORMATION

### C.O.M. Requirements

C.O.M. yardage requirements listed above are based on plain goods 54" wide. If less than 54" wide or fabrics requiring matching (stripes, plaids, prints, large patterns), additional yardage will be needed. Consult C.O.M. matrix on the Ordering C.O.M. and C.O.L. page for additional yardage needed. For C.O.M. fabric sent to KI-High Point on multiple rolls, add an additional yard of fabric per roll to the yardage requirements.

### C.O.L. Requirements

Figure 18 sq. ft. of leather (C.O.L.) for each yard shown (i.e., 4.75 x 18 = 85.5 sq. ft.).

### Contrasting Upholstery

When contrasting fabric is chosen, price at highest in-grade.

### Minimum Fabric/Leather Quantity

Minimum order for fabric is 1 yard. Minimum order for leather is 1 hide (approx-

mately 50 sq. ft.).

### California TB133 Fire Safety Code

The above seating products can be manufactured using the appropriate flame-retardant materials and fabric selections for compliance to California Technical Bulletin 133. Please contact KI customer service for fabric compliance. Not available with moisture barrier.

### Construction

Frames of laminated plywood kiln-dried hardwood. Cushioning of multiple densities of polyurethane foam and Dacron fiber. Gas lift with tilt lock is standard.

## SPECIAL SERVICES

### Special Carton Marking

With specially marked information N/C

### Shipping

Shipped **assembled freight prepaid f.o.b. High Point, North Carolina 27263** factory. Freight class #175.

Specifications and prices are subject to change without prior notice.



# Neena™

General Information-Benches



Neena™ Bench

Features	
Glides	•
Upholstery	•
Dimensions	
Overall width	48" or 60"
Overall depth	19-1/2"
Overall height	18-1/2"

SPECIFICATIONS

**Complimentary Furniture**  
The following guest chairs offer complimentary furniture that creates continuity and a cohesive look throughout a facility. These complimentary pieces can be found in other sections of the KI price list.

GRAND SALON BENCH - Grand Salon® Lounge

NEENA BENCH - Neena™ Lounge

THREE BENCH - Three Lounge, Three Healthcare, Three Multiple

UPHOLSTERY INFORMATION

**C.O.M. Fabric**  
For C.O.M. fabric sent to KI-High Point on multiple rolls, add an additional yard of fabric per roll to the yardage requirements. Multiple rolls have shorter pieces of fabric on them and do not allow nesting and stack-

ing of the fabric to achieve the best yield as is done with one large roll. This results in yardage shortages and requests for additional fabric from the client, which can hold up the order. For each roll that is sent, one yard needs to be added and needs to be added to one of the rolls, not separately.

**Fabric Disclaimer**  
Fabric will be applied as swatched by the fabric manufacturer. Fabric that is required to be applied differently than is swatched will need a Special Cost Request written specifying the direction the fabric is to be applied. The posted standard lead time will apply to the Special Cost Request.

FINISH INFORMATION

**SPECIAL FINISH MATCHES**  
KI can match special finish requests at an upcharge of \$64 List per item, up to 12 or a maximum charge of \$771 List per order per color. Special finish requests must be sent to your KI customer service representative.

Upon receipt from KI, the finishing department will prepare a "strike-off" which will be sent to the customer for approval.

The approval form accompanying the strike-off should be faxed to your KI customer service representative. Upon receipt of the signed approval form, KI will proceed with the order. Disapproved samples may be sent back to KI directly with an explanation of disapproval. A Special Finish Number (SFN) will be assigned to this finish sample for future reference or reorders





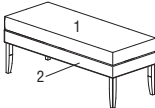
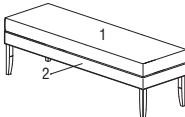
#### INFORMATION

##### Warranty

Refer to KI Terms & Conditions document  
or visit [ki.com](http://ki.com)



Neena™  
Benches

				MODEL NUMBER					Approx. Packaged Weight
				Basic Model	Non-Contrast or Fabric Contrast 1	Fabric Contrast 2	Wood Finish	Fire Code	
MODEL	Features	COM							
	<b>Bench - 48"</b>	Non-contrast	2 yd	7948/NC	□□□□		□□□	□□□	43.0#
	• 1 = Seat cushion (Fabric Contrast 1) C.O.M. = 1.5 yd	Contrast		7948/FC	□□□□	□□□□	□□□	□□□	43.0#
	• 2 = Seat border (Fabric Contrast 2) C.O.M. = 1.5 yd								
NEBN									
	<b>Bench - 60"</b>	Non-contrast	2.75 yd	7960/NC	□□□□		□□□	□□□	55.0#
	• 1 = Seat cushion (Fabric Contrast 1) C.O.M. = 1.75 yd	Contrast		7960/FC	□□□□	□□□□	□□□	□□□	55.0#
	• 2 = Seat border (Fabric Contrast 2) C.O.M. = 1.75 yd								
NEBN									
				<b>A</b>	<b>B</b>	<b>C</b>	<b>D</b>	<b>E</b>	

HOW TO ORDER

Indicate the following information on order form:

- Quantity of each item.
- Model number, including options. See "How To Build a Model Number".
- Any special service required.

Note:

- The □ indicates that a choice is required.
- The absence of the □ indicates that no choice is required.
- Alpha-numeric characters in place of □ indicate that no other alternatives are available.

HOW TO BUILD A MODEL NUMBER

- A** Select basic model.
- B** Select non-contrast or fabric contrast 1.  
Refer to color addendum at ki.com or KI Fabrics & Finishes binder.
- C** Select fabric contrast 2.  
Refer to color addendum at ki.com or KI Fabrics & Finishes binder.
- D** Select wood finish color.  
Refer to color addendum at ki.com or KI Fabrics & Finishes binder.  
For Kensington Maple add upcharge.
- E** Select fire code.
- |            |                             |
|------------|-----------------------------|
| <b>NFR</b> | - Compliance to TB 117-2013 |
| <b>FR</b>  | - Compliance to TB 133      |
- See pricing column for TB133 upcharge.

KENSINGTON MAPLE UPCHARGE

Kensington Maple requires extended leadtimes.

Model	
7948/NC	\$30
7948/FC	\$30
7960/NC	\$30
7960/FC	\$30





Grade C.O.M.	Grade C	Grade D	Grade E & C.O.L.	Grade F	Grade G	Grade H	Grade I	Grade J	Grade K	Grade L Leather	Grade M Leather	TB133 add to list price
\$ 923	\$ 939	\$ 969	\$ 1003	\$ 1030	\$ 1079	\$ 1124	\$ 1226	\$ 1348	\$ 1470	\$ 1589	\$ 1834	\$ 171
985	1003	1033	1068	1093	1143	1189	1288	1412	1534	1655	1898	171
\$ 985	\$ 1000	\$ 1034	\$ 1069	\$ 1100	\$ 1144	\$ 1190	\$ 1296	\$ 1419	\$ 1541	\$ 1662	\$ 1903	\$ 231
1051	1064	1099	1133	1164	1209	1255	1361	1483	1604	1725	1969	231

## INFORMATION

### C.O.M. Requirements

C.O.M. yardage requirements listed above are based on plain goods 54" wide. If less than 54" wide or fabrics requiring matching (stripes, plaids, prints, large patterns), additional yardage will be needed. Consult C.O.M. matrix on the Ordering C.O.M. and C.O.L. page for additional yardage needed. For C.O.M. fabric sent to KI-High Point on multiple rolls, add an additional yard of fabric per roll to the yardage requirements.

### C.O.L. Requirements

Figure 18 sq. ft. of leather (C.O.L.) for each yard shown (i.e., 4.75 x 18 = 85.5 sq. ft.).

### Minimum Fabric/Leather Quantity

Minimum order for fabric is 1 yard. Minimum order for leather is 1 hide (approximately 50 sq. ft.).

### California TB133 Fire Safety Code

The above seating products can be

manufactured using the appropriate flame-retardant materials and fabric selections for compliance to California Technical Bulletin 133. Please contact KI customer service for fabric compliance. Not available with moisture barrier.

### Construction

Frames of kiln-dried hardwood. Cushioning of multiple densities of polyurethane foam and Dacron fiber. Attached seat.

## SPECIAL SERVICES

### Special Carton Marking

With specially marked information N/C

### Shipping

Shipped **assembled unless replacement parts which ship k.d. freight prepaid High Point, North Carolina 27263** factory. Freight class #175.

Specifications and prices are subject to change without prior notice.



# Relax™

General Information

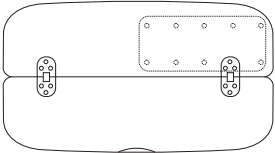


Lounge Chair

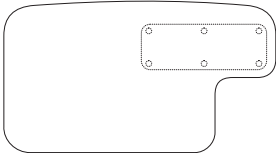


Lounge Chair w/Tablet Arm

General Dimensions		
Seat width	24"	24"
Seat depth	19"	19"
Seat height	18-1/2"	18-1/2"
Arm width		5"
Arm height	26"	26"
Overall Dimensions		
Width	24"	29"
Depth	27"	31"
Height	35-1/2"	35-1/2"



Relax™ Option A



Relax™ Option 1

## UPHOLSTERY INFORMATION

### C.O.M. Fabric

For C.O.M. fabric sent to KI-High Point on multiple rolls, add an additional yard of fabric per roll to the yardage requirements. Multiple rolls have shorter pieces of fabric on them and do not allow nesting and stacking of the fabric to achieve the best yield as is done with one large roll. This results in yardage shortages and requests for additional fabric from the client, which can hold up the order. For each roll that is sent, one yard needs to be added and needs to be added to one of the rolls, not separately.

### Fabric Disclaimer

Fabric will be applied as swatched by the fabric manufacturer. Fabric that is required to be applied differently than is swatched will need a Special Cost Request written specifying the direction the fabric is to be applied. The posted standard lead time will apply to the Special Cost Request.

## TABLET ARM OPTIONS

All tablets can be done on any tablet chair except RELAX.

RELAX tablet arm (see graphic 'Relax™ Option A' above) available left-side facing only. Tablet constructed of maple wood veneer, 17.5" X 5" X .75", opening to a 17.5" x 10" x .75" work surface. Tablet hinges available in brushed nickel only. Tablet is pewter - standard. Available in any standard finish. Laminate not available on standard table. Tablet specifications (see graphic 'Relax™ Option 1' above) One piece top, Wilsonart Black 1595-60 laminate top with black edge T-molding—standard. Size 17.75" x 10" x .75". Top available in any standard laminate. Specialty laminates available on a "per quote" basis. Specify Option 1—no charge. Coordinating color edge banding available for upcharge.

NOTE: The tablet arm pad on the Relax™ model 613T will be upholstered in the same fabric as the seat—standard. If contrasting

fabric is specified, a special cost request will be required.

## FINISH INFORMATION

### SPECIAL FINISH MATCHES

KI can match special finish requests at an upcharge of \$64 List per item, up to 12 or a maximum charge of \$771 List per order per color. Special finish requests must be sent to your KI customer service representative.

Upon receipt from KI, the finishing department will prepare a "strike-off" which will be sent to the customer for approval.

The approval form accompanying the strike-off should be faxed to your KI customer service representative. Upon receipt of the signed approval form, KI will proceed with the order. Disapproved samples may be sent back to KI directly with an explanation of disapproval. A Special Finish Number (SFN) will be assigned to this finish sample for future reference or reorders



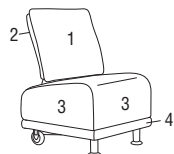


#### INFORMATION

**Warranty**

Refer to KI Terms & Conditions document  
or visit [ki.com](http://ki.com)





### Armless Chair

- 1 = Pillow back (Fabric Contrast 1)  
C.O.M. = 1 yd
- 2 = Outside back (Fabric Contrast 2)  
C.O.M. = 1.25 yd
- 3 = Seat body (Fabric Contrast 3)  
C.O.M. = 1.5 yd
- 4 = Seat border (Fabric Contrast 4)  
C.O.M. = .5 yd

[illegible]

- The absence of the ☐ indicates that no choice is required.
- Alpha-numeric characters in place of ☐ indicate that no other alternatives are available.

**F** Select legs and/or casters.

<b>LFCR</b>	- Legs front, casters rear with push bar (standard)
<b>LFR</b>	- Legs front and rear, no push bar: add \$57

**SLLG** - Silver leg color





Approx. Packaged Weight	Grade C.O.M.	Grade C	Grade D	Grade E & C.O.L.	Grade F	Grade G	Grade H	Grade I	Grade J	Grade K	Grade L Leather	Grade M Leather
75.0#	\$ 1454	\$ 1480	\$ 1527	\$ 1581	\$ 1617	\$ 1687	\$ 1760	\$ 1848	\$ 2027	\$ 2207	\$ 2385	\$ 2745
75.0#	1505	1532	1577	1632	1668	1738	1811	1899	2078	2257	2437	2795

## INFORMATION

TB133      \$383

### C.O.M. Requirements

C.O.M. yardage requirements listed above are based on plain goods 54" wide. If less than 54" wide or fabrics requiring matching (stripes, plaids, prints, large patterns), additional yardage will be needed. Consult C.O.M. matrix on the Ordering C.O.M. and C.O.L. page for additional yardage needed. For C.O.M. fabric sent to KI-High Point on multiple rolls, add an additional yard of fabric per roll to the yardage requirements.

### C.O.L. Requirements

Figure 18 sq. ft. of leather (C.O.L.) for each yard shown (i.e., 4.75 x 18 = 85.5 sq. ft.).

### Contrasting Upholstery

When contrasting fabric is chosen, price at highest in-grade.

### Minimum Fabric/Leather Quantity

Minimum order for fabric is 1 yard. Minimum order for leather is 1 hide (approximately 50 sq. ft.).

### California TB133 Fire Safety Code

The above seating products can be manufactured using the appropriate flame-retardant materials and fabric selections for compliance to California Technical Bulletin 133. Add "FR" to end of model number and add upcharge. Please contact KI customer service for fabric compliance. Not available with moisture barrier. Nano-Tex treatments can be used when TB133 is required.

### Construction

Frames of kiln-dried hardwood veneer. Cushioning of multiple densities of polyurethane foam and dacron fiber. Arm pads upholstered in same fabric. Legs front, single wheel casters rear with push bar are standard. Legs, casters, push bars, tablet arms, and tablets in pewter finish - standard. Attached backs and seats.

## SPECIAL SERVICES

### Special Carton Marking

With specially marked information      N/C

### Shipping


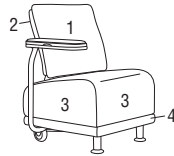
Shipped **assembled freight prepaid f.o.b. High Point, North Carolina 27263** factory. Freight class #175.

Specifications and prices are subject to change without prior notice.



# Relax™

Lobby and Lounge Seating

MODEL NUMBER											
Basic Model	Non-Contrast or Fabric Contrast 1	Fabric Contrast 2	Fabric Contrast 3	Fabric Contrast 4	Legs and/or Casters	Push Bar	Tablet Arm	Tablet Arm Color	Caster Color	Leg Color	
	613T/NC	□□□□				□□□□	□□□□□	□□□□□	□□□	□□□□	□□□□
RELX											
Armless Chair w/Tablet Arm (Left Facing Only)-Non-Contrast 3.25yd											
• Left facing = right-handed when seated											
	613T/FC	□□□□	□□□□	□□□□	□□□□	□□□□	□□□□□	□□□□□	□□□	□□□□	□□□□
RELX											
Armless Chair w/Tablet Arm (Left Side Facing Only)-Contrast											
• 1 = Pillow back (Fabric Contrast 1) C.O.M. = 1 yd											
• 2 = Outside back (Fabric Contrast 2) C.O.M. = 1.25 yd											
• 3 = Seat body and arm pad on tablet (Fabric Contrast 3) C.O.M. = 2 yd											
• 4 = Seat border (Fabric Contrast 4) C.O.M. = 1 yd											
• Left facing = right-handed when seated											
A	B	C	D	E	F	G	H	I	J	K	





Approx. Packaged Weight	Grade C.O.M.	Grade C	Grade D	Grade E & C.O.L.	Grade F	Grade G	Grade H	Grade I	Grade J	Grade K	Grade L Leather	Grade M Leather
88.0#	\$ 2068	\$ 2093	\$ 2131	\$ 2176	\$ 2210	\$ 2272	\$ 2335	\$ 2411	\$ 2567	\$ 2724	\$ 2879	\$ 3195

88.0#	\$ 2121	\$ 2144	\$ 2180	\$ 2227	\$ 2260	\$ 2323	\$ 2386	\$ 2461	\$ 2618	\$ 2775	\$ 2929	\$ 3247
-------	---------	---------	---------	---------	---------	---------	---------	---------	---------	---------	---------	---------

#### KENSINGTON MAPLE UPCHARGE

Kensington Maple requires extended leadtimes.

Model

613T/NC	\$16
613T/FC	\$16

#### INFORMATION

TB133	\$383
-------	-------

#### C.O.M. Requirements

C.O.M. yardage requirements listed above are based on plain goods 54" wide. If less than 54" wide or fabrics requiring matching (stripes, plaids, prints, large patterns), additional yardage will be needed. Consult C.O.M. matrix on the Ordering C.O.M. and C.O.L. page for additional yardage needed. For C.O.M. fabric sent to KI-High Point on multiple rolls, add an additional yard of fabric per roll to the yardage requirements.

#### C.O.L. Requirements

Figure 18 sq. ft. of leather (C.O.L.) for each

yard shown (i.e., 4.75 x 18 = 85.5 sq. ft.).

#### Contrasting Upholstery

When contrasting fabric is chosen, price at highest in-grade.

#### Minimum Fabric/Leather Quantity

Minimum order for fabric is 1 yard. Minimum order for leather is 1 hide (approximately 50 sq. ft.).

#### California TB133 Fire Safety Code

The above seating products can be manufactured using the appropriate flame-retardant materials and fabric selections for compliance to California Technical Bulletin 133. Add "FR" to end of model number and add upcharge. Please contact KI customer service for fabric compliance. Not available with moisture barrier. Nano-Tex treatments can be used when TB133 is required.

#### Construction

Frames of kiln-dried hardwood veneer. Cushioning of multiple densities of poly-

urethane foam and dacron fiber. Arm pads upholstered in same fabric. Legs front, single wheel casters rear with push bar are standard. Legs, casters, push bars, tablet arms, and tablets in pewter finish - standard. Attached backs and seats.

#### Tablet Arm

See General Information page for 'Tablet Arm Specifications'.

#### SPECIAL SERVICES

##### Special Carton Marking

With specially marked information N/C

##### Shipping

Shipped **assembled freight prepaid f.o.b. High Point, North Carolina 27263** factory. Freight class #175.

Specifications and prices are subject to change without prior notice.

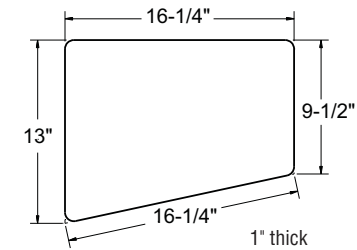


# Sela™

General Information



General Dimensions						
Seat width	22-3/4"	46-1/2"	69-1/2"	26"	22-3/4"	24"
Seat depth	20-1/2"	20-1/2"	20-1/2"	22"	20-1/2"	20"
Seat height	17-3/4"	17-3/4"	17-3/4"	18-1/4"	17-3/4"	18"
Arm width	3-1/2 - 7"	3-1/2 - 7"	3-1/2 - 7"	5 - 9"	3-1/2 - 7"	
Arm height	23"	23"	23"	24-3/4"	23"	
Overall Dimensions						
Width	32"	55"	78"	38"	32"	
Depth	33-1/2"	33-1/2"	33-1/2"	38-1/4"	33-1/2"	
Height	28-1/4"	28-1/4"	28"	31"	28-1/4"	
Tablet width					16-1/4"	
Tablet depth (side 1)					13"	
Tablet depth (side 2)					9-1/2"	
Tablet thickness					1"	



Sela Tablet

## UPHOLSTERY INFORMATION

### C.O.M. Fabric

For C.O.M. fabric sent to KI-High Point on multiple rolls, add an additional yard of fabric per roll to the yardage requirements. Multiple rolls have shorter pieces of fabric on them and do not allow nesting and stacking of the fabric to achieve the best yield as is done with one large roll. This results in yardage shortages and requests for additional fabric from the client, which can delay an order. For each roll that is sent, one yard needs to be added to one of the rolls, not separately.

### Fabric Disclaimer

Fabric will be applied as swatched by the fabric manufacturer. Fabric that is required to be applied differently than is swatched will need a Special Cost Request written specifying the direction the fabric is to be applied. The posted standard lead time will apply to the Special Cost Request.

### Frame

Seat frames are constructed of 3/4" laminated hardwood plywood that is CNC cut with 5/4 maple cross rails. Ottomans are constructed of 3/4" laminated hardwood plywood. All mainframe joints are doubled doweled and glued. Stress points are further reinforced with the use of glue blocks that are stapled or screwed in place. The arms are constructed of 1/2", 3/4", and 1" laminated hardwood plywood.

### Sled Base

Legs are constructed of 1" O.D. x 16-gauge round steel tubing welded to a 14-gauge steel mounting plate and secured to the frame with 16 #10 x 1.5" steel pan head wood screws.

### Wood Frame

Wood base is 12/4 kiln dried beech hardwood with a moisture content of 6% - 8%. Wood base joints are mortise and tenon and dowel construction. Oversized corner blocks are glued and attached with screws

and staples to secure.

### Wood Armcap

Wood armcaps are 12/4 kiln dried beech hardwood with a moisture content of 6% - 8%. Wood armcaps are attached with compression dowel construction.

### Seat and Back Suspension

The seat is constructed with stretch strap webbing, inner woven and stapled into position. Both seats and backs are covered with a layer of FLW (reinforced non-woven fiber) on top.

### Foam

The back foam is 3" thick and contour cut for consistency. The seat foam is 6" thick. A .5" super soft wrap covers the front and top of the seat. The arm foam varies from from 1.25" thick to .5" thick.

### Tablet Arm

Left-facing tablet is standard. Right facing (left-handed) tablet is available if specified.

## FINISH INFORMATION

### SPECIAL FINISH MATCHES

KI can match special finish requests at an upcharge of \$64 List per item, up to 12 or a maximum charge of \$771 List per order per color. Special finish requests must be sent to your KI customer service representative.

Upon receipt from KI, the finishing department will prepare a "strike-off" which will be sent to the customer for approval.

The approval form accompanying the strike-off should be faxed to your KI customer service representative. Upon receipt of the signed approval form, KI will proceed with the order. Disapproved samples may be sent back to KI directly with an explanation of disapproval. A Special Finish Number (SFN) will be assigned to this finish sample for future reference or reorders





**Table**  
(Open on 2 Sides with  
Septum Down Middle)



**Cube Table**  
(Fully Enclosed)

#### INFORMATION

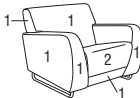
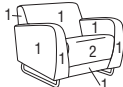
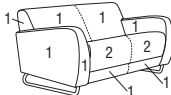
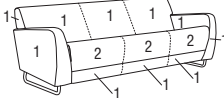

##### Warranty

Refer to KI Terms & Conditions document or visit [ki.com](http://ki.com).



## Sela™

## Lobby and Lounge Seating

				MODEL NUMBER								
MODEL	Features	COM	Basic Model	Non-Contrast or Fabric Contrast 1	Fabric Contrast 2	Base Finish	Moisture Barrier	Arm Cap	Wood Arm Finish	Glide Option		
	<b>Chair and a Half</b>	Non-contrast 6 yd	1223/NC	□□□□		□□	□□	□□	□□	□□		
	• 1 = Back, arms, front border (Fabric Contrast 1) C.O.M. = 4.75 yd	Contrast	1223/FC	□□□□	□□□□	□□	□□	□□	□□	□□		
	• 2 = Seat (Fabric Contrast 2) C.O.M. = 1.5 yd											
SELA												
	<b>Lounge Chair</b>	Non-contrast 5 yd	1323/NC	□□□□		□□	□□	□□	□□	□□		
	• 1 = Back, arms, front border (Fabric Contrast 1) C.O.M. = 4 yd	Contrast	1323/FC	□□□□	□□□□	□□	□□	□□	□□	□□		
	• 2 = Seat (Fabric Contrast 2) C.O.M. = 1.25 yd											
SELA												
	<b>Loveseat</b>	Non-contrast 7.25 yd	1333/NC	□□□□		□□	□□	□□	□□	□□		
	• 1 = Back, arms, front border (Fabric Contrast 1) C.O.M. = 5.5 yd	Contrast	1333/FC	□□□□	□□□□	□□	□□	□□	□□	□□		
	• 2 = Seat (Fabric Contrast 2) C.O.M. = 1.75 yd											
SELA												
	<b>Sofa</b>	Non-contrast 9.5 yd	1343/NC	□□□□		□□	□□	□□	□□	□□		
	• 1 = Back, arms, front border (Fabric Contrast 1) C.O.M. = 6.75 yd	Contrast	1343/FC	□□□□	□□□□	□□	□□	□□	□□	□□		
	• 2 = Seat (Fabric Contrast 2) C.O.M. = 2.75 yd											
SELA												
	<b>Ottoman</b>	Non-contrast 1 yd	1220/NC	□□□□		□□	□□			□□		
SELA												
			<b>A</b>	<b>B</b>	<b>C</b>	<b>D</b>	<b>E</b>	<b>F</b>	<b>G</b>	<b>H</b>		

## HOW TO ORDER

Indicate the following information on order form:

1. Quantity of each item.
2. Model number, including options. See "How To Build a Model Number".
3. Any special service required.

Note: • The □ indicates that a choice is required.

- The absence of the □ indicates that no choice is required.
- Alpha-numeric characters in place of □ indicate that no other alternatives are available.

## HOW TO BUILD A MODEL NUMBER

**A** Select basic model.

**B** Select non-contrast or fabric contrast 1.  
Refer to color addendum at ki.com or KI Fabrics & Finishes binder.

**C** Select fabric contrast 2.  
Refer to color addendum at ki.com or KI Fabrics & Finishes binder.

**D** Select base finish color.  
Chrome is standard but can be finished in any standard KI powdercoat, no additional upcharge.  
Refer to color addendum at ki.com or KI Fabrics & Finishes binder.

**E** Select moisture barrier.  
**MB** - Moisture barrier  
**NMB** - No moisture barrier  
See pricing column for moisture barrier upcharge.

**F** Select armcaps.

**NAC** - No armcap  
**WAC** - Wood armcaps (pair); add \$277

**G** Select wood armcap finish color.  
Refer to color addendum at ki.com or KI Fabrics & Finishes binder.  
For Kensington Maple add upcharge.

**H** Select glide option.

**NGL** - No glides  
**GNL** - Nylon glides (cream color); add \$5





Approx. Packaged Weight	Grade C.O.M.	Grade C	Grade D	Grade E & C.O.L.	Grade F	Grade G	Grade H	Grade I	Grade J	Grade K	Grade L Leather	Grade M Leather	Moisture Barrier add to list price
100.0#	\$ 1683	\$ 1928	\$ 1992	\$ 2068	\$ 2121	\$ 2223	\$ 2327	\$ 2453	\$ 2710	\$ 2965	\$ 3222	\$ 3734	\$ 211
100.0#	1737	1981	2045	2122	2173	2276	2378	2506	2763	3018	3274	3787	211
80.0#	\$ 1394	\$ 1578	\$ 1626	\$ 1683	\$ 1722	\$ 1798	\$ 1877	\$ 1973	\$ 2165	\$ 2357	\$ 2549	\$ 2934	\$ 195
80.0#	1448	1631	1679	1737	1775	1851	1930	2026	2219	2410	2602	2987	195
110.0#	\$ 1885	\$ 2150	\$ 2220	\$ 2303	\$ 2358	\$ 2470	\$ 2581	\$ 2718	\$ 2997	\$ 3274	\$ 3552	\$ 4107	\$ 216
110.0#	1965	2229	2299	2383	2438	2549	2660	2798	3076	3353	3631	4187	216
144.0#	\$ 2346	\$ 2692	\$ 2784	\$ 2891	\$ 2964	\$ 3109	\$ 3256	\$ 3435	\$ 3801	\$ 4163	\$ 4527	\$ 5253	\$ 244
144.0#	2448	2793	2884	2993	3064	3210	3355	3537	3898	4264	4626	5354	244
50.0#	\$ 704	\$ 744	\$ 755	\$ 768	\$ 777	\$ 794	\$ 811	\$ 832	\$ 874	\$ 918	\$ 959	\$ 1044	\$ 156

#### KENSINGTON MAPLE UPCHARGE

Kensington Maple requires extended leadtimes.

Model

1223/NC	\$30	1223WB/NC	\$37
1223/FC	\$30	1223WB/FC	\$37
1323/NC	\$30	1323WB/NC	\$40
1323/FC	\$30	1323WB/FC	\$40
1333/NC	\$30	1333WB/NC	\$45
1333/FC	\$30	1333WB/FC	\$45
1343/NC	\$30	1343WB/NC	\$53
1343/FC	\$30	1343WB/FC	\$53
1313T/NC	\$30	1313TWB/NC	\$37
1313T/FC	\$30	1313TWB/FC	\$37

#### SPECIAL SERVICES

##### Special Carton Marking

With specially marked information N/C

##### Shipping

Shipped **assembled freight prepaid f.o.b. High Point, North Carolina 27263** factory. Freight class #175.



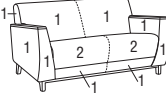

Specifications and prices are subject to change without notice.

Specifications and prices are subject to change without prior notice.



## Sela™

Lobby and Lounge Seating

				MODEL NUMBER							
	MODEL	Features	COM	Basic Model	Non-Contrast or Fabric Contrast 1	Fabric Contrast 2	Moisture Barrier	Wood Finish	Arm Cap		
	<b>Chair and a Half Wood Base</b> <ul style="list-style-type: none"><li>1 = Back, arms, front border (Fabric Contrast 1) C.O.M. = 4.75 yd</li><li>2 = Seat (Fabric Contrast 2) C.O.M. = 1.5 yd</li></ul>	Non-contrast	6 yd	1223WB/NC	□□□□		□□□	□□□	□□□		
		Contrast		1223WB/FC	□□□□	□□□□	□□□	□□□	□□□		
SELA											
	<b>Lounge Chair Wood Base</b> <ul style="list-style-type: none"><li>1 = Back, arms, front border (Fabric Contrast 1) C.O.M. = 4 yd</li><li>2 = Seat (Fabric Contrast 2) C.O.M. = 1.25 yd</li></ul>	Non-contrast	5 yd	1323WB/NC	□□□□		□□□	□□□	□□□		
		Contrast		1323WB/FC	□□□□	□□□□	□□□	□□□	□□□		
SELA											
	<b>Loveseat Wood Base</b> <ul style="list-style-type: none"><li>1 = Back, arms, front border (Fabric Contrast 1) C.O.M. = 5.5 yd</li><li>2 = Seat (Fabric Contrast 2) C.O.M. = 1.75 yd</li></ul>	Non-contrast	7.25 yd	1333WB/NC	□□□□		□□□	□□□	□□□		
		Contrast		1333WB/FC	□□□□	□□□□	□□□	□□□	□□□		
SELA											
	<b>Sofa Wood Base</b> <ul style="list-style-type: none"><li>1 = Back, arms, front border (Fabric Contrast 1) C.O.M. = 6.75 yd</li><li>2 = Seat (Fabric Contrast 2) C.O.M. = 2.75 yd</li></ul>	Non-contrast	9.5 yd	1343WB/NC	□□□□		□□□	□□□	□□□		
		Contrast		1343WB/FC	□□□□	□□□□	□□□	□□□	□□□		
SELA											
				<b>A</b>	<b>B</b>	<b>C</b>	<b>D</b>	<b>E</b>	<b>F</b>		

## HOW TO ORDER

Indicate the following information on order form:

1. Quantity of each item.
2. Model number, including options. See "How To Build a Model Number".
3. Any special service required.

Note: • The □ indicates that a choice is required.

- The absence of the □ indicates that no choice is required.
- Alpha-numeric characters in place of □ indicate that no other alternatives are available.

## HOW TO BUILD A MODEL NUMBER

**WAC** - Wood armcaps; add \$277

- A** Select basic model.
- B** Select non-contrast or fabric contrast 1.  
Refer to color addendum at ki.com or KI Fabrics & Finishes binder.
- C** Select fabric contrast 2.  
Refer to color addendum at ki.com or KI Fabrics & Finishes binder.
- D** Select moisture barrier.  
**NMB** - No moisture barrier  
**MB** - Moisture barrier  
 See pricing column for moisture barrier upcharge.
- E** Select wood finish color.  
Refer to color addendum at ki.com or KI Fabrics & Finishes binder.  
For Kensington Maple add upcharge.
- F** Select armcaps.  
**NAC** - No armcap





Approx. Packaged Weight	Grade C.O.M.	Grade C	Grade D	Grade E & C.O.L.	Grade F	Grade G	Grade H	Grade I	Grade J	Grade K	Grade L Leather	Grade M Leather	Moisture Barrier add to list price
100.0#	\$ 2056	\$ 2300	\$ 2365	\$ 2441	\$ 2494	\$ 2595	\$ 2699	\$ 2826	\$ 3082	\$ 3338	\$ 3594	\$ 4108	\$ 211
100.0#	2109	2353	2418	2495	2546	2648	2751	2879	3135	3392	3648	4160	211
80.0#	\$ 1766	\$ 1949	\$ 1996	\$ 2054	\$ 2093	\$ 2170	\$ 2248	\$ 2342	\$ 2536	\$ 2726	\$ 2919	\$ 3305	\$ 195
80.0#	1820	2002	2049	2107	2146	2223	2300	2395	2589	2780	2972	3358	195
110.0#	\$ 2343	\$ 2608	\$ 2676	\$ 2761	\$ 2816	\$ 2928	\$ 3039	\$ 3176	\$ 3455	\$ 3732	\$ 4009	\$ 4565	\$ 216
110.0#	2424	2687	2757	2840	2896	3007	3118	3257	3535	3812	4089	4645	216
144.0#	\$ 2908	\$ 3254	\$ 3345	\$ 3453	\$ 3526	\$ 3671	\$ 3816	\$ 3997	\$ 4361	\$ 4724	\$ 5088	\$ 5814	\$ 244
144.0#	3009	3353	3445	3554	3625	3771	3917	4108	4460	4824	5188	5915	244

#### KENSINGTON MAPLE UPCHARGE

Kensington Maple requires extended leadtimes.

Model

1223/NC	\$30	1223WB/NC	\$37
1223/FC	\$30	1223WB/FC	\$37
1323/NC	\$30	1323WB/NC	\$40
1323/FC	\$30	1323WB/FC	\$40
1333/NC	\$30	1333WB/NC	\$45
1333/FC	\$30	1333WB/FC	\$45
1343/NC	\$30	1343WB/NC	\$53
1343/FC	\$30	1343WB/FC	\$53
1313T/NC	\$30	1313TWB/NC	\$37
1313T/FC	\$30	1313TWB/FC	\$37

#### SPECIAL SERVICES

##### Special Carton Marking

With specially marked information N/C

##### Shipping

Shipped **assembled freight prepaid f.o.b. High Point, North Carolina 27263** factory. Freight class #175.

Specifications and prices are subject to change without prior notice.



- 1 = Back, arms, front border (Fabric Contrast 1) C.O.M. = 4 yd
- 2 = Seat (Fabric Contrast 2) C.O.M. = 1.25 yd

- The absence of the ☐ indicates that no choice is required.
- Alpha-numeric characters in place of ☐ indicate that no other alternatives are available.

**GNY** - Nylon glides (cream color); add \$5





Approx. Packaged Weight	Grade C.O.M.	Grade C	Grade D	Grade E & C.O.L.	Grade F	Grade G	Grade H	Grade I	Grade J	Grade K	Grade L Leather	Grade M Leather	Moisture Barrier add to list price
80.0#	\$ 1650	\$ 1833	\$ 1881	\$ 1938	\$ 1978	\$ 2054	\$ 2131	\$ 2227	\$ 2420	\$ 2611	\$ 2804	\$ 3189	\$ 195
80.0#	1704	1885	1934	1992	2031	2107	2184	2281	2474	2664	2857	3240	195

**INFORMATION**
**Tablet Shape**

Refer to General Information page for tablet shape and dimensions.

**MOISTURE BARRIER UPCHARGE**

To order with moisture barrier add /MB to the model number and add upcharge.

**KENSINGTON MAPLE UPCHARGE**

Kensington Maple requires extended leadtimes.

**Model**

1223/NC	\$30	1223WB/NC	\$37
1223/FC	\$30	1223WB/FC	\$37
1323/NC	\$30	1323WB/NC	\$40
1323/FC	\$30	1323WB/FC	\$40
1333/NC	\$30	1333WB/NC	\$45
1333/FC	\$30	1333WB/FC	\$45
1343/NC	\$30	1343WB/NC	\$53
1343/FC	\$30	1343WB/FC	\$53
1313T/NC	\$30	1313TWB/NC	\$37
1313T/FC	\$30	1313TWB/FC	\$37

**SPECIAL SERVICES**
**Special Carton Marking**

With specially marked information N/C

**Shipping**

Shipped **assembled freight prepaid f.o.b. High Point, North Carolina 27263** factory. Freight class #175.

Specifications and prices are subject to change without notice.

Specifications and prices are subject to change without prior notice.



A line drawing of a modern-style chair. The chair has a high backrest, armrests, and a seat. The backrest is divided into two sections by a vertical seam. The seat is also divided into two sections by a vertical seam. The chair is supported by four legs. The parts are numbered: '1' is used for the backrest sections, armrests, and legs; '2' is used for the seat sections.

- 1 = Back, arms, front border (Fabric Contrast 1) C.O.M. = 4 yd
- 2 = Seat (Fabric Contrast 2) C.O.M. = 1.25 yd

Indicate the following information on order form:

1. Quantity of each item.
2. Model number, including options. See "How To Build a Model Number".
3. Any special service required.

Note:

- The ☐ indicates that a choice is required.
- The absence of the ☐ indicates that no choice is required.
- Alpha-numeric characters in place of ☐ indicate that no other alternatives are available.

- A** Select basic model.
- B** Select non-contrast or fabric contrast 1.  
Refer to color addendum at [ki.com](http://ki.com) or KI  
Fabrics & Finishes binder.
- C** Select fabric contrast 2.  
Refer to color addendum at [ki.com](http://ki.com) or KI  
Fabrics & Finishes binder.
- D** Select wood finish color.  
Refer to color addendum at [ki.com](http://ki.com) or KI  
Fabrics & Finishes binder.  
For Kensington Maple add upcharge.

- E** Select tablet arm direction.
- |            |                          |
|------------|--------------------------|
| <b>LFT</b> | - Left facing (standard) |
| <b>RFT</b> | - Right facing           |
- Left facing = right-handed when seated  
Right facing = left-handed when seated
- F** Select tablet type.
- |           |                            |
|-----------|----------------------------|
| <b>RA</b> | - Removable arm (standard) |
|-----------|----------------------------|

<b>NR</b>	- Non-removable arm; add \$19
<b>AT</b>	- Articulating arm; add \$33

Select tablet connection hole cover.

<b>NTP</b>	- No tablet hole cover
<b>TP</b>	- Tablet hole cover; add \$46

NTP is automatically selected if Non-removable Arm (NR) is chosen.

Select tablet laminate.

Refer to color addendum at [ki.com](http://ki.com) or KI Fabrics & Finishes binder.

Select tablet edge finish.

Refer to color addendum at [ki.com](http://ki.com) or KI Fabrics & Finishes binder.

Select armcaps.

<b>NAC</b>	- No armcap
<b>WAC</b>	- Wood armcaps; add \$277





Approx. Packaged Weight	Grade C.O.M.	Grade C	Grade D	Grade E & C.O.L.	Grade F	Grade G	Grade H	Grade I	Grade J	Grade K	Grade L Leather	Grade M Leather	Moisture Barrier add to list price
80.0#	\$ 2022	\$ 2206	\$ 2254	\$ 2311	\$ 2349	\$ 2427	\$ 2504	\$ 2600	\$ 2793	\$ 2985	\$ 3176	\$ 3561	\$ 195
80.0#	2076	2258	2307	2365	2401	2480	2557	2653	2846	3038	3229	3613	195

INFORMATION

**Tablet Shape**  
Refer to General Information page for tablet shape and dimensions.

MOISTURE BARRIER UPCHARGE

To order with moisture barrier add /MB to the model number and add upcharge.

KENSINGTON MAPLE UPCHARGE

Kensington Maple requires extended leadtimes.			
Model			
1223/NC	\$30	1223WB/NC	\$37
1223/FC	\$30	1223WB/FC	\$37
1323/NC	\$30	1323WB/NC	\$40
1323/FC	\$30	1323WB/FC	\$40
1333/NC	\$30	1333WB/NC	\$45
1333/FC	\$30	1333WB/FC	\$45
1343/NC	\$30	1343WB/NC	\$53
1343/FC	\$30	1343WB/FC	\$53
1313T/NC	\$30	1313TWB/NC	\$37
1313T/FC	\$30	1313TWB/FC	\$37

SPECIAL SERVICES

**Special Carton Marking**  
With specially marked information      N/C

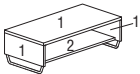
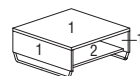
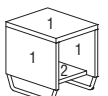

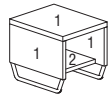

**Shipping**  
Shipped **assembled freight prepaid f.o.b. High Point, North Carolina 27263** factory. Freight class #175.

Specifications and prices are subject to change without prior notice.



# Sela™

## Tables

	MODEL	W x D x H	MODEL NUMBER							
			Basic Model	Primary Laminate Color (1)	Secondary Laminate Color (2)	Base Finish	Primary Edge Color (1)	Secondary Edge Color (2)	Glide Option	
 SEFS	<b>Rectangular Coffee Table</b> • Open from 2 sides with a septum down the middle separating the sides	48 x 20 x 15"	1350	<input type="checkbox"/> <input type="checkbox"/> <input type="checkbox"/> <input type="checkbox"/>	<input type="checkbox"/> <input type="checkbox"/> <input type="checkbox"/> <input type="checkbox"/>	<input type="checkbox"/> <input type="checkbox"/>	<input type="checkbox"/> <input type="checkbox"/> <input type="checkbox"/> <input type="checkbox"/>	<input type="checkbox"/> <input type="checkbox"/> <input type="checkbox"/> <input type="checkbox"/>	<input type="checkbox"/> <input type="checkbox"/>	
 SEFS	<b>Square Coffee Table</b> • Open from 2 sides with a septum down the middle separating the sides	36 x 36 x 15"	1360	<input type="checkbox"/> <input type="checkbox"/> <input type="checkbox"/> <input type="checkbox"/>	<input type="checkbox"/> <input type="checkbox"/> <input type="checkbox"/> <input type="checkbox"/>	<input type="checkbox"/> <input type="checkbox"/>	<input type="checkbox"/> <input type="checkbox"/> <input type="checkbox"/> <input type="checkbox"/>	<input type="checkbox"/> <input type="checkbox"/> <input type="checkbox"/> <input type="checkbox"/>	<input type="checkbox"/> <input type="checkbox"/>	
 SEFS	<b>Rectangular End Table</b> • Open from 2 sides with a septum down the middle separating the sides	15 x 18 x 18"	1351	<input type="checkbox"/> <input type="checkbox"/> <input type="checkbox"/> <input type="checkbox"/>	<input type="checkbox"/> <input type="checkbox"/> <input type="checkbox"/> <input type="checkbox"/>	<input type="checkbox"/> <input type="checkbox"/>	<input type="checkbox"/> <input type="checkbox"/> <input type="checkbox"/> <input type="checkbox"/>	<input type="checkbox"/> <input type="checkbox"/> <input type="checkbox"/> <input type="checkbox"/>	<input type="checkbox"/> <input type="checkbox"/>	
 SEFS	<b>Square End Table</b> • Open from 2 sides with a septum down the middle separating the sides	18 x 18 x 18"	1361	<input type="checkbox"/> <input type="checkbox"/> <input type="checkbox"/> <input type="checkbox"/>	<input type="checkbox"/> <input type="checkbox"/> <input type="checkbox"/> <input type="checkbox"/>	<input type="checkbox"/> <input type="checkbox"/>	<input type="checkbox"/> <input type="checkbox"/> <input type="checkbox"/> <input type="checkbox"/>	<input type="checkbox"/> <input type="checkbox"/> <input type="checkbox"/> <input type="checkbox"/>	<input type="checkbox"/> <input type="checkbox"/>	
 SEFS	<b>Rectangular Lamp Table</b> • Open from 2 sides with a septum down the middle separating the sides	15 x 18 x 15"	1352	<input type="checkbox"/> <input type="checkbox"/> <input type="checkbox"/> <input type="checkbox"/>	<input type="checkbox"/> <input type="checkbox"/> <input type="checkbox"/> <input type="checkbox"/>	<input type="checkbox"/> <input type="checkbox"/>	<input type="checkbox"/> <input type="checkbox"/> <input type="checkbox"/> <input type="checkbox"/>	<input type="checkbox"/> <input type="checkbox"/> <input type="checkbox"/> <input type="checkbox"/>	<input type="checkbox"/> <input type="checkbox"/>	
 SEFS	<b>Square Lamp Table</b> • Open from 2 sides with a septum down the middle separating the sides	18 x 18 x 15"	1362	<input type="checkbox"/> <input type="checkbox"/> <input type="checkbox"/> <input type="checkbox"/>	<input type="checkbox"/> <input type="checkbox"/> <input type="checkbox"/> <input type="checkbox"/>	<input type="checkbox"/> <input type="checkbox"/>	<input type="checkbox"/> <input type="checkbox"/> <input type="checkbox"/> <input type="checkbox"/>	<input type="checkbox"/> <input type="checkbox"/> <input type="checkbox"/> <input type="checkbox"/>	<input type="checkbox"/> <input type="checkbox"/>	
				<b>A</b>	<b>B</b>	<b>C</b>	<b>D</b>	<b>E</b>	<b>F</b>	<b>G</b>

### HOW TO ORDER

Indicate the following information on order form:

1. Quantity of each item.
2. Model number, including options. See "How To Build a Model Number".
3. Any special service required.

Note: • The ☐ indicates that a choice is required.  
 • The absence of the ☐ indicates that no choice is required.  
 • Alpha-numeric characters in place of ☐ indicate that no other alternatives are available.

### HOW TO BUILD A MODEL NUMBER

**A** Select basic model.

**B** Select primary laminate color.  
 Primary laminate selection is for top, side panels and divider panel.  
 Refer to color addendum at [ki.com](http://ki.com) or KI Fabrics & Finishes binder.

**C** Select secondary laminate color.  
 Secondary laminate selection is for bottom shelf.  
 Refer to color addendum at [ki.com](http://ki.com) or KI Fabrics & Finishes binder.

**D** Select base finish color.  
 Chrome is standard but can be finished in any standard KI powdercoat, no additional upcharge.  
 Refer to color addendum at [ki.com](http://ki.com) or KI Fabrics & Finishes binder.

**E** Select primary edge color.  
 Refer to color addendum at [ki.com](http://ki.com) or KI

Fabrics & Finishes binder.

**F** Select secondary edge color.  
 Refer to color addendum at [ki.com](http://ki.com) or KI Fabrics & Finishes binder.

**G** Select glide option.  
**NG** - No sled glides  
**SG** - Polycarbonate sled glides; add \$5





Approx. Packaged Weight	Delivered Pricing
140.0#	\$ 1061
140.0#	\$ 1176
55.0#	\$ 831
55.0#	\$ 847
55.0#	\$ 761
55.0#	\$ 779

SPECIAL SERVICES

Special Carton Marking

With specially marked information N/C

Shipping

Shipped **assembled freight prepaid f.o.b. High Point, North Carolina 27263** factory. Freight class #175.

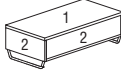





Specifications and prices are subject to change without notice.

Specifications and prices are subject to change without prior notice.



# Sela™

## Cube Tables

			MODEL NUMBER							
	MODEL	W x D x H	Basic Model	Primary Laminate Color (1)	Secondary Laminate Color (2)	Base Finish	Primary Edge Color (1)	Secondary Edge Color (2)	Glide Option	
	<b>Rectangular Cube Coffee Table</b> • Fully enclosed	48 x 20 x 15"	1350C	□□□□	□□□□	□□	□□□	□□□	□□	
SEFS										
	<b>Square Cube Coffee Table</b> • Fully enclosed	36 x 36 x 15"	1360C	□□□□	□□□□	□□	□□□	□□□	□□	
SEFS										
	<b>Rectangular Cube End Table</b> • Fully enclosed	15 x 18 x 18"	1351C	□□□□	□□□□	□□	□□□	□□□	□□	
SEFS										
	<b>Square Cube End Table</b> • Fully enclosed	18 x 18 x 18"	1361C	□□□□	□□□□	□□	□□□	□□□	□□	
SEFS										
	<b>Rectangular Cube Lamp Table</b> • Fully enclosed	15 x 18 x 15"	1352C	□□□□	□□□□	□□	□□□	□□□	□□	
SEFS										
	<b>Square Cube Lamp Table</b> • Fully enclosed	18 x 18 x 15"	1362C	□□□□	□□□□	□□	□□□	□□□	□□	
SEFS										
			<b>A</b>	<b>B</b>	<b>C</b>	<b>D</b>	<b>E</b>	<b>F</b>	<b>G</b>	

### HOW TO ORDER

Indicate the following information on order form:

1. Quantity of each item.
2. Model number, including options. See "How To Build a Model Number".
3. Any special service required.

Note: • The □ indicates that a choice is required.

- The absence of the □ indicates that no choice is required.
- Alpha-numeric characters in place of □ indicate that no other alternatives are available.

### HOW TO BUILD A MODEL NUMBER

**A** Select basic model.

**B** Select primary laminate color.  
Primary laminate selection is for top.  
Refer to color addendum at ki.com or KI Fabrics & Finishes binder.

**C** Select secondary laminate color.  
Secondary laminate selection is for sides.  
Refer to color addendum at ki.com or KI Fabrics & Finishes binder.

**D** Select base finish color.  
Chrome is standard but can be finished in any standard KI powdercoat, no additional upcharge.  
Refer to color addendum at ki.com or KI Fabrics & Finishes binder.

**E** Select primary edge color.  
Refer to color addendum at ki.com or KI Fabrics & Finishes binder.

**F** Select secondary edge color.  
Refer to color addendum at ki.com or KI Fabrics & Finishes binder.

**G** Select glide option.  
**NGL** - No glides  
**GNV** - Nylon glides (cream color); add \$5





Approx. Packaged Weight	Delivered Pricing
145.0#	\$ 1401
145.0#	\$ 1416
60.0#	\$ 1053
60.0#	\$ 1102
60.0#	\$ 962
60.0#	\$ 990

SPECIAL SERVICES

Special Carton Marking

With specially marked information      N/C

Shipping

Shipped **assembled freight prepaid f.o.b. High Point, North Carolina 27263** factory. Freight class #175.

Specifications and prices are subject to change without prior notice.



Sela™  
Replacement Parts

	MODEL	MODEL NUMBER	Approx. Packaged Weight
		Basic Model	
SELA	<b>Lounge Glides</b> • Set of 4	SELA.GLIDE	0.4#
SEFS	<b>Table Glides</b> • Set of 4	SEFS.GLIDE	0.4#

A

HOW TO ORDER

Indicate the following information on order form:

1. Quantity of each item.
2. Model number, including options. See “How To Build a Model Number”.
3. Any special service required.

Note:

- The ☐ indicates that a choice is required.
- The absence of the ☐ indicates that no choice is required.
- Alpha-numeric characters in place of ☐ indicate that no other alternatives are available.

HOW TO BUILD A MODEL NUMBER

A Select basic model.





Delivered Pricing	
\$	5
\$	5

**SPECIAL SERVICES**

**Special Carton Marking**

With specially marked information      N/C

**Shipping**

Shipped **assembled freight prepaid f.o.b. High Point, North Carolina 27263** factory. Freight class #175.

Specifications and prices are subject to change without prior notice.



# Soltice®

General Information



Medium Lounge  
(Open Arm, Closed Arm, Seven Arm or Armless)



Medium Loveseat  
(Open Arm, Closed Arm, Seven Arm or Armless)



Medium Sofa  
(Open Arm, Closed Arm, Seven Arm or Armless)

General Dimensions			
Seat width	22"	44"	66"
Seat depth	19-1/2"	19-1/2"	19-1/2"
Seat height	19"	19"	19"
Arm width	2" (1-3/4" Open Arm)	2" (1-3/4" Open Arm)	2" (1-3/4" Open Arm)
Arm height	27" (w/Arm Only)	27" (w/Arm Only)	27" (w/Arm Only)
Overall Dimensions			
Width	26" (25-3/4" Armless)	48" (47-3/4" Armless)	70-1/2" (70" Armless)
Depth	28"	28"	28"
Height	32"	32"	32"



Seven Arm

SPECIFICATIONS

Complimentary Furniture

The following lounge collections offer complimentary furniture that creates continuity and a cohesive look throughout a facility. These complimentary pieces can be found in other sections of the KI price list.

SOLTICE - Soltice® Healthcare Seating, Soltice® Multiple Seating, Soltice® Guest Chairs, LaResta® Day Bed

UPHOLSTERY INFORMATION

C.O.M. Fabric

For C.O.M. fabric sent to KI-High Point on multiple rolls, add an additional yard of fabric per roll to the yardage requirements. Multiple rolls have shorter pieces of fabric on them and do not allow nesting and stacking of the fabric to achieve the best yield as is done with one large roll. This results in yardage shortages and requests for additional fabric from the client, which can hold up

the order. For each roll that is sent, one yard needs to be added and needs to be added to one of the rolls, not separately.

Fabric Disclaimer

Fabric will be applied as swatched by the fabric manufacturer. Fabric that is required to be applied differently than is swatched will need a Special Cost Request written specifying the direction the fabric is to be applied. The posted standard lead time will apply to the Special Cost Request.

FINISH INFORMATION

SPECIAL FINISH MATCHES

KI can match special finish requests at an upcharge of \$64 List per item, up to 12 or a maximum charge of \$771 List per order per color. Special finish requests must be sent to your KI customer service representative.

Upon receipt from KI, the finishing department will prepare a "strike-off" which will be sent to the customer for approval.

The approval form accompanying the strike-off should be faxed to your KI customer service representative. Upon receipt of the signed approval form, KI will proceed with the order. Disapproved samples may be sent back to KI directly with an explanation of disapproval. A Special Finish Number (SFN) will be assigned to this finish sample for future reference or reorders





**Large Lounge**  
(Closed Arm or Armless)



**Large Loveseat**  
(Closed Arm or Armless)



**Large Sofa**  
(Closed Arm or Armless)

General Dimensions			
Seat width	23-3/4"	47-1/2"	71-1/2"
Seat depth	22"	22"	22"
Seat height	19"	19"	19"
Arm width	4"	4"	4"
Arm height	25-3/4" (w/Arm Only)	25-3/4" (w/Arm Only)	25-3/4" (w/Arm Only)
Overall Dimensions			
Width	31-3/4"	55-1/2"	79-1/2"
Depth	32-3/4"	32-3/4"	32-3/4"
Height	31-3/4"	31-3/4"	31-3/4"

#### INFORMATION


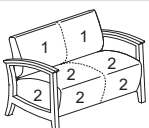
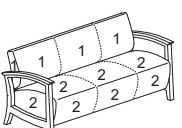
##### Warranty

Refer to KI Terms & Conditions document or visit [ki.com](http://ki.com)



# Soltice®

Lobby and Lounge Seating

				MODEL NUMBER								
	MODEL	Features	COM	Basic Model	Non-Contrast or Fabric Contrast 1	Fabric Contrast 2	Wood Finish	Arm Cap	Fire Code	Moisture Barrier		
	<b>Medium Lounge Chair (Open Arms)</b> • 1 = Back (Fabric Contrast 1) C.O.M. = 1.75 yd • 2 = Seat (Fabric Contrast 2) C.O.M. = 1.75 yd	Non-contrast	3 yd	S0823/NC	□□□□		□□□	□□□	□□□	□□□		
		Contrast		S0823/FC	□□□□	□□□□	□□□	□□□	□□□	□□□		
SOLS												
	<b>Medium Loveseat (Open Arms)</b> • 1 = Back (Fabric Contrast 1) C.O.M. = 3 yd • 2 = Seat (Fabric Contrast 2) C.O.M. = 2.5 yd	Non-contrast	5 yd	S0833/NC	□□□□		□□□	□□□	□□□	□□□		
		Contrast		S0833/FC	□□□□	□□□□	□□□	□□□	□□□	□□□		
SOLS												
	<b>Medium Sofa (Open Arms)</b> • 1 = Back (Fabric Contrast 1) C.O.M. = 4.5 yd • 2 = Seat (Fabric Contrast 2) C.O.M. = 3.5 yd	Non-contrast	7 yd	S0843/NC	□□□□		□□□	□□□	□□□	□□□		
		Contrast		S0843/FC	□□□□	□□□□	□□□	□□□	□□□	□□□		
SOLS												
				<b>A</b>	<b>B</b>	<b>C</b>	<b>D</b>	<b>E</b>	<b>F</b>	<b>G</b>		

## HOW TO ORDER

Indicate the following information on order form:

- Quantity of each item.
- Model number, including options. See "How To Build a Model Number".
- Any special service required.

Note: • The □ indicates that a choice is required.

- The absence of the □ indicates that no choice is required.
- Alpha-numeric characters in place of □ indicate that no other alternatives are available.

## HOW TO BUILD A MODEL NUMBER

**A** Select basic model.

**B** Select non-contrast or fabric contrast 1.  
Refer to color addendum at ki.com or KI Fabrics & Finishes binder.

**C** Select fabric contrast 2.  
Refer to color addendum at ki.com or KI Fabrics & Finishes binder.

**D** Select wood finish color.  
Refer to color addendum at ki.com or KI Fabrics & Finishes binder.  
For Kensington Maple add upcharge.

**E** Select arm option.  
**WAC** - Wood armcaps  
**PAC** - Black poly (pair); add \$160

**F** Select fire code.  
**NFR** - Compliance to TB 117-2013  
**FR** - Compliance to TB 133  
 See pricing column for TB133 upcharge.

**G** Select moisture barrier.

**NMB** - No moisture barrier

**MB** - Moisture barrier

See pricing column for moisture barrier upcharge.

## KENSINGTON MAPLE UPCHARGE

Kensington Maple requires extended leadtimes.

Model

S0823/NC	\$81
S0833/NC	\$81
S0843/NC	\$81
S0823/FC	\$81
S0833/FC	\$81
S0843/FC	\$81





Approx. Packaged Weight	Grade C.O.M.	Grade C	Grade D	Grade E & C.O.L.	Grade F	Grade G	Grade H	Grade I	Grade J	Grade K	Grade L Leather	Grade M Leather	TB133 add to list price	Moisture Barrier add to list price
58.0#	\$ 1597	\$ 1613	\$ 1642	\$ 1677	\$ 1698	\$ 1744	\$ 1790	\$ 1847	\$ 1961	\$ 2076	\$ 2191	\$ 2421	\$ 307	\$ 111
58.0#	1650	1669	1696	1730	1754	1798	1844	1903	2016	2131	2245	2475	307	111
82.0#	\$ 2119	\$ 2149	\$ 2202	\$ 2263	\$ 2305	\$ 2388	\$ 2468	\$ 2570	\$ 2775	\$ 2984	\$ 3190	\$ 3601	\$ 426	\$ 215
82.0#	2200	2231	2283	2345	2386	2469	2551	2653	2858	3065	3270	3681	426	215
102.0#	\$ 2693	\$ 2735	\$ 2808	\$ 2892	\$ 2952	\$ 3065	\$ 3179	\$ 3322	\$ 3609	\$ 3893	\$ 4182	\$ 4753	\$ 534	\$ 324
102.0#	2796	2839	2912	2997	3052	3168	3281	3425	3712	3997	4283	4855	534	324

## INFORMATION

### C.O.M. Requirements

C.O.M. yardage requirements listed above are based on plain goods 54" wide. If less than 54" wide or fabrics requiring matching (stripes, plaids, prints, large patterns), additional yardage will be needed. Consult C.O.M. matrix on the Ordering C.O.M. and C.O.L. page for additional yardage needed. For C.O.M. fabric sent to KI-High Point on multiple rolls, add an additional yard of fabric per roll to the yardage requirements.

### C.O.L. Requirements

Figure 18 sq. ft. of leather (C.O.L.) for each yard shown (i.e., 4.75 x 18 = 85.5 sq. ft.).

### Contrasting Upholstery

When contrasting fabric is chosen, price at highest in-grade.

### Minimum Fabric/Leather Quantity

Minimum order for fabric is 1 yard. Minimum order for leather is 1 hide (approx-

mately 50 sq. ft.).

### California TB133 Fire Safety Code

The above seating products can be manufactured using the appropriate flame-retardant materials and fabric selections for compliance to California Technical Bulletin 133. Please contact KI customer service for fabric compliance. Not available with moisture barrier.

## SPECIAL SERVICES

### Special Carton Marking

With specially marked information N/C

### Shipping


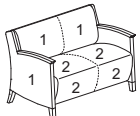
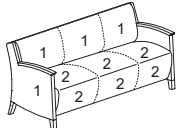
Shipped **assembled freight prepaid f.o.b. High Point, North Carolina 27263** factory. Freight class #175.

Specifications and prices are subject to change without prior notice.



# Soltice®

Lobby and Lounge Seating

				MODEL NUMBER							
				Basic Model	Non-Contrast or Fabric Contrast 1	Fabric Contrast 2	Wood Finish	Arm Cap	Fire Code	Moisture Barrier	
MODEL	Features	COM									
 <p>SOLS</p>	<b>Medium Lounge Chair (Closed Arm)</b> • 1 = Back and arms (Fabric Contrast 1) C.O.M. = 4.25 yd • 2 = Seat (Fabric Contrast 2) C.O.M. = 1.75 yd	Non-contrast	5 yd	SP823/NC	□□□□		□□□	□□□	□□□	□□□	
		Contrast		SP823/FC	□□□□	□□□□	□□□	□□□	□□□	□□□	
 <p>SOLS</p>	<b>Medium Loveseat (Closed Arm)</b> • 1 = Back and arms (Fabric Contrast 1) C.O.M. = 5.25 yd • 2 = Seat (Fabric Contrast 2) C.O.M. = 2.5 yd	Non-contrast	7 yd	SP833/NC	□□□□		□□□	□□□	□□□	□□□	
		Contrast		SP833/FC	□□□□	□□□□	□□□	□□□	□□□	□□□	
 <p>SOLS</p>	<b>Medium Sofa (Closed Arm)</b> • 1 = Back and arms (Fabric Contrast 1) C.O.M. = 7 yd • 2 = Seat (Fabric Contrast 2) C.O.M. = 3.5 yd	Non-contrast	9 yd	SP843/NC	□□□□		□□□	□□□	□□□	□□□	
		Contrast		SP843/FC	□□□□	□□□□	□□□	□□□	□□□	□□□	
				<b>A</b>	<b>B</b>	<b>C</b>	<b>D</b>	<b>E</b>	<b>F</b>	<b>G</b>	

## HOW TO ORDER

Indicate the following information on order form:

1. Quantity of each item.
2. Model number, including options. See "How To Build a Model Number".
3. Any special service required.

Note: • The □ indicates that a choice is required.

- The absence of the □ indicates that no choice is required.
- Alpha-numeric characters in place of □ indicate that no other alternatives are available.

## HOW TO BUILD A MODEL NUMBER

**A** Select basic model.

**B** Select non-contrast or fabric contrast 1.  
Refer to color addendum at ki.com or KI Fabrics & Finishes binder.

**C** Select fabric contrast 2.  
Refer to color addendum at ki.com or KI Fabrics & Finishes binder.

**D** Select wood finish color.  
Refer to color addendum at ki.com or KI Fabrics & Finishes binder.  
For Kensington Maple add upcharge.

**E** Select arm option.  
**WAC** - Wood armcaps  
**PAC** - Black poly (pair); add \$160

**F** Select fire code.  
**NFR** - Compliance to TB 117-2013  
**FR** - Compliance to TB 133  
 See pricing column for TB133 upcharge.

**G** Select moisture barrier.

**NMB** - No moisture barrier

**MB** - Moisture barrier

See pricing column for moisture barrier upcharge.





Approx. Packaged Weight	Grade C.O.M.	Grade C	Grade D	Grade E & C.O.L.	Grade F	Grade G	Grade H	Grade I	Grade J	Grade K	Grade L Leather	Grade M Leather	TB133 add to list price	Moisture Barrier add to list price
70.0#	\$ 1718	\$ 1748	\$ 1799	\$ 1864	\$ 1903	\$ 1985	\$ 2067	\$ 2171	\$ 2376	\$ 2584	\$ 2790	\$ 3201	\$ 383	\$ 140
70.0#	1771	1802	1853	1918	1957	2041	2122	2226	2430	2637	2843	3255	383	140
92.0#	\$ 2313	\$ 2357	\$ 2429	\$ 2513	\$ 2569	\$ 2685	\$ 2799	\$ 2942	\$ 3229	\$ 3514	\$ 3802	\$ 4374	\$ 532	\$ 267
92.0#	2395	2439	2510	2595	2652	2767	2882	3024	3311	3596	3883	4454	532	267
115.0#	\$ 2912	\$ 2964	\$ 3056	\$ 3166	\$ 3240	\$ 3386	\$ 3534	\$ 3717	\$ 4082	\$ 4447	\$ 4814	\$ 5547	\$ 667	\$ 406
115.0#	3012	3067	3161	3268	3344	3488	3636	3820	4185	4549	4917	5649	667	406

**KENSINGTON MAPLE UPCHARGE**

Kensington Maple requires extended leadtimes.

Model

SP823/NC	\$35
SP833/NC	\$35
SP843/NC	\$35
SP823/FC	\$35
SP833/FC	\$35
SP843/FC	\$35

**INFORMATION**
**C.O.M. Requirements**

C.O.M. yardage requirements listed above are based on plain goods 54" wide. If less than 54" wide or fabrics requiring matching (stripes, plaids, prints, large patterns), additional yardage will be needed. Consult C.O.M. matrix on the Ordering C.O.M. and C.O.L. page for additional yardage needed. For C.O.M. fabric sent to KI-High Point on multiple rolls, add an additional yard of fabric per roll to the yardage requirements.

**C.O.L. Requirements**

Figure 18 sq. ft. of leather (C.O.L.) for each yard shown (i.e., 4.75 x 18 = 85.5 sq. ft.).

**Contrasting Upholstery**

When contrasting fabric is chosen, price at highest in-grade.

**Minimum Fabric/Leather Quantity**

Minimum order for fabric is 1 yard. Minimum order for leather is 1 hide (approx-

mately 50 sq. ft.).

**California TB133 Fire Safety Code**

The above seating products can be manufactured using the appropriate flame-retardant materials and fabric selections for compliance to California Technical Bulletin 133. Please contact KI customer service for fabric compliance. Not available with moisture barrier.

**SPECIAL SERVICES**
**Special Carton Marking**

With specially marked information N/C

**Shipping**


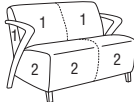
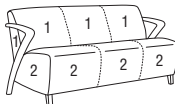
Shipped **assembled freight prepaid f.o.b. High Point, North Carolina 27263** factory. Freight class #175.

Specifications and prices are subject to change without prior notice.



# Soltice®

Lobby and Lounge Seating

				MODEL NUMBER						
MODEL	Features	COM	Basic Model	Non-Contrast or Fabric Contrast 1	Fabric Contrast 2	Wood Finish	Fire Code	Moisture Barrier		
	<b>Medium Lounge Chair (7 Arm)</b>	Non-Contrast	3 yd	SS723/NC	□□□□	□□□	□□□	□□□		
	• 1 = Back and arms (Fabric Contrast 1) C.O.M. = 4.25 yd	Contrast		SS723/FC	□□□□	□□□□	□□□	□□□		
	• 2 = Seat (Fabric Contrast 2) C.O.M. = 1.75 yd									
SOLS										
	<b>Medium Loveseat (7 Arm)</b>	Non-Contrast	5 yd	SS733/NC	□□□□	□□□	□□□	□□□		
	• 1 = Back and arms (Fabric Contrast 1) C.O.M. = 5.25 yd	Contrast		SS733/FC	□□□□	□□□□	□□□	□□□		
	• 2 = Seat (Fabric Contrast 2) C.O.M. = 2.5 yd									
SOLS										
	<b>Medium Sofa (7 Arm)</b>	Non-Contrast	7 yd	SS743/NC	□□□□	□□□	□□□	□□□		
	• 1 = Back and arms (Fabric Contrast 1) C.O.M. = 7 yd	Contrast		SS743/FC	□□□□	□□□□	□□□	□□□		
	• 2 = Seat (Fabric Contrast 2) C.O.M. = 3.5 yd									
SOLS										
				<b>A</b>	<b>B</b>	<b>C</b>	<b>D</b>	<b>E</b>	<b>F</b>	

## HOW TO ORDER

Indicate the following information on order form:

- Quantity of each item.
- Model number, including options. See “How To Build a Model Number”.
- Any special service required.

Note:

- The □ indicates that a choice is required.
- The absence of the □ indicates that no choice is required.
- Alpha-numeric characters in place of □ indicate that no other alternatives are available.

## HOW TO BUILD A MODEL NUMBER

- A** Select basic model.
- B** Select non-contrast or fabric contrast 1.  
Refer to color addendum at [ki.com](http://ki.com) or KI Fabrics & Finishes binder.
- C** Select fabric contrast 2.  
Refer to color addendum at [ki.com](http://ki.com) or KI Fabrics & Finishes binder.
- D** Select wood finish color.  
For Kensington Maple add upcharge.
- E** Select fire code.  

<b>NFR</b>	- Compliance to TB 117-2013
<b>FR</b>	- Compliance to TB 133

 See pricing column for TB133 upcharge.
- F** Select moisture barrier.  

<b>MB</b>	- Moisture barrier
<b>NMB</b>	- No moisture barrier

 See pricing column for moisture barrier upcharge.

## KENSINGTON MAPLE UPCHARGE

Kensington Maple requires extended leadtimes.

Model

SS723/NC	\$72
SS733/NC	\$72
SS743/NC	\$72
SS723/FC	\$72
SS733/FC	\$72
SS743/FC	\$72





Approx. Packaged Weight	Grade C.O.M.	Grade C	Grade D	Grade E & C.O.L.	Grade F	Grade G	Grade H	Grade I	Grade J	Grade K	Grade L Leather	Grade M Leather	TB133 add to list price	Moisture Barrier add to list price
58.0#	\$ 1683	\$ 1795	\$ 1826	\$ 1862	\$ 1884	\$ 1932	\$ 1980	\$ 2040	\$ 2158	\$ 2277	\$ 2395	\$ 2633	\$ 307	\$ 139
58.0#	1738	1851	1880	1915	1940	1987	2035	2094	2211	2384	2451	2686	307	139
82.0#	\$ 2163	\$ 2346	\$ 2395	\$ 2454	\$ 2494	\$ 2570	\$ 2648	\$ 2747	\$ 2939	\$ 3134	\$ 3328	\$ 3717	\$ 426	\$ 215
82.0#	2244	2428	2477	2537	2576	2653	2729	2827	3020	3215	3409	3797	426	215
102.0#	\$ 2657	\$ 2913	\$ 2980	\$ 3060	\$ 3114	\$ 3222	\$ 3329	\$ 3464	\$ 3733	\$ 4004	\$ 4274	\$ 4813	\$ 534	\$ 324
102.0#	2761	3016	3083	3164	3217	3326	3432	3567	3838	4107	4378	4917	534	324

## INFORMATION

### C.O.M. Requirements

C.O.M. yardage requirements listed above are based on plain goods 54" wide. If less than 54" wide or fabrics requiring matching (stripes, plaids, prints, large patterns), additional yardage will be needed. Consult C.O.M. matrix on the Ordering C.O.M. and C.O.L. page for additional yardage needed. For C.O.M. fabric sent to KI-High Point on multiple rolls, add an additional yard of fabric per roll to the yardage requirements.

### C.O.L. Requirements

Figure 18 sq. ft. of leather (C.O.L.) for each yard shown (i.e., 4.75 x 18 = 85.5 sq. ft.).

### Contrasting Upholstery

When contrasting fabric is chosen, price at highest in-grade.

### Minimum Fabric/Leather Quantity

Minimum order for fabric is 1 yard. Minimum order for leather is 1 hide (approx-

mately 50 sq. ft.).

### California TB133 Fire Safety Code

The above seating products can be manufactured using the appropriate flame-retardant materials and fabric selections for compliance to California Technical Bulletin 133. Please contact KI customer service for fabric compliance. Not available with moisture barrier.

## SPECIAL SERVICES

### Special Carton Marking

With specially marked information N/C

### Shipping


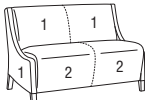
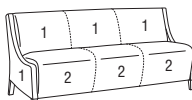
Shipped **assembled freight prepaid f.o.b. High Point, North Carolina 27263** factory. Freight class #175.

Specifications and prices are subject to change without prior notice.



# Soltice®

Lobby and Lounge Seating

				MODEL NUMBER						
MODEL	Features	COM	Basic Model	Non-Contrast or Fabric Contrast 1	Fabric Contrast 2	Wood Finish	Fire Code	Moisture Barrier		
	<b>Medium Lounge Chair (Armless)</b>	Non-contrast 5 yd	SA823/NC	□□□□		□□□	□□□	□□□		
	• 1 = Back and side panels (Fabric Contrast 1) C.O.M. = 4.25 yd	Contrast	SA823/FC	□□□□	□□□□	□□□	□□□	□□□		
	• 2 = Seat (Fabric Contrast 2) C.O.M. = 1.75 yd									
SOLS										
	<b>Medium Loveseat (Armless)</b>	Non-contrast 7 yd	SA833/NC	□□□□		□□□	□□□	□□□		
	• 1 = Back and side panels (Fabric Contrast 1) C.O.M. = 5.25 yd	Contrast	SA833/FC	□□□□	□□□□	□□□	□□□	□□□		
	• 2 = Seat (Fabric Contrast 2) C.O.M. = 2.5 yd									
SOLS										
	<b>Medium Sofa (Armless)</b>	Non-contrast 9 yd	SA843/NC	□□□□		□□□	□□□	□□□		
	• 1 = Back and side panels (Fabric Contrast 1) C.O.M. = 7 yd	Contrast	SA843/FC	□□□□	□□□□	□□□	□□□	□□□		
	• 2 = Seat (Fabric Contrast 2) C.O.M. = 3.5 yd									
SOLS										
			A	B	C	D	E	F		

## HOW TO ORDER

Indicate the following information on order form:

1. Quantity of each item.
2. Model number, including options. See "How To Build a Model Number".
3. Any special service required.

Note: • The □ indicates that a choice is required.

- The absence of the □ indicates that no choice is required.
- Alpha-numeric characters in place of □ indicate that no other alternatives are available.

## HOW TO BUILD A MODEL NUMBER

See pricing column for moisture barrier upcharge.

- A** Select basic model.
- B** Select non-contrast or fabric contrast 1.  
Refer to color addendum at ki.com or KI Fabrics & Finishes binder.
- C** Select fabric contrast 2.  
Refer to color addendum at ki.com or KI Fabrics & Finishes binder.
- D** Select wood finish color.  
Refer to color addendum at ki.com or KI Fabrics & Finishes binder.  
For Kensington Maple add upcharge.
- E** Select fire code.  
**NFR** - Compliance to TB 117-2013  
**FR** - Compliance to TB 133  
 See pricing column for TB133 upcharge.
- F** Select moisture barrier.  
**NMB** - No moisture barrier  
**MB** - Moisture barrier

## KENSINGTON MAPLE UPCHARGE

Kensington Maple requires extended leadtimes.

Model	
SA823/NC	\$16
SA833/NC	\$16
SA843/NC	\$16
SA823/FC	\$16
SA833/FC	\$16
SA843/FC	\$16





Approx. Packaged Weight	Grade C.O.M.	Grade C	Grade D	Grade E & C.O.L.	Grade F	Grade G	Grade H	Grade I	Grade J	Grade K	Grade L Leather	Grade M Leather	TB133 add to list price	Moisture Barrier add to list price
63.0#	\$ 1692	\$ 1720	\$ 1766	\$ 1822	\$ 1855	\$ 1931	\$ 2004	\$ 2095	\$ 2278	\$ 2462	\$ 2644	\$ 3010	\$ 383	\$ 140
63.0#	1747	1773	1821	1877	1910	1985	2057	2149	2333	2515	2700	3065	383	140
85.0#	\$ 2145	\$ 2185	\$ 2255	\$ 2337	\$ 2395	\$ 2502	\$ 2610	\$ 2750	\$ 3023	\$ 3297	\$ 3570	\$ 4122	\$ 532	\$ 267
85.0#	2227	2266	2336	2420	2477	2585	2693	2832	3104	3379	3653	4203	532	267
107.0#	\$ 2735	\$ 2794	\$ 2887	\$ 3001	\$ 3076	\$ 3227	\$ 3377	\$ 3566	\$ 3944	\$ 4322	\$ 4700	\$ 5453	\$ 667	\$ 406
107.0#	2839	2894	2991	3103	3179	3329	3480	3670	4047	4425	4803	5557	667	406

## INFORMATION

### C.O.M. Requirements

C.O.M. yardage requirements listed above are based on plain goods 54" wide. If less than 54" wide or fabrics requiring matching (stripes, plaids, prints, large patterns), additional yardage will be needed. Consult C.O.M. matrix on the Ordering C.O.M. and C.O.L. page for additional yardage needed. For C.O.M. fabric sent to KI-High Point on multiple rolls, add an additional yard of fabric per roll to the yardage requirements.

### C.O.L. Requirements

Figure 18 sq. ft. of leather (C.O.L.) for each yard shown (i.e., 4.75 x 18 = 85.5 sq. ft.).

### Contrasting Upholstery

When contrasting fabric is chosen, price at highest in-grade.

### Minimum Fabric/Leather Quantity

Minimum order for fabric is 1 yard. Minimum order for leather is 1 hide (approx-

mately 50 sq. ft.).

### California TB133 Fire Safety Code

The above seating products can be manufactured using the appropriate flame-retardant materials and fabric selections for compliance to California Technical Bulletin 133. Please contact KI customer service for fabric compliance. Not available with moisture barrier.

## SPECIAL SERVICES

### Special Carton Marking

With specially marked information N/C

### Shipping

Shipped **assembled freight prepaid f.o.b. High Point, North Carolina 27263** factory. Freight class #175.

Specifications and prices are subject to change without prior notice.



Soltice®  
Replacement Parts

			MODEL NUMBER						Approx. Packaged Weight
			Basic Model	Non-Contrast or Fabric Contrast 1	Wood Finish	Arm Cap	Fire Code	Moisture Barrier	
	MODEL	COM							
SORP	Medium Lounge Chair - Replacement Back	1.75 yd	823-BK	□□□□			□□□	□□□	20.0#
SORP	Medium Lounge Chair - Replacement Seat	1.75 yd	823-ST	□□□□			□□□	□□□	25.0#
SORP	Medium Lounge Chair - Replacement Arm (Open Arm) • Includes armcap		823-OA/LF		□□□	□□□			13.0#
			823-OA/RF		□□□	□□□			13.0#
SORP	Medium Lounge Chair - Replacement Arm (Closed Arm) • Includes armcap	2.5 yd	823-CA/LF	□□□□	□□□	□□□	□□□	□□□	25.0#
		2.5 yd	823-CA/RF	□□□□	□□□	□□□	□□□	□□□	25.0#
SORP	Medium Lounge Chair - Replacement Arm (Armless)	3 yd	823-AL/LF	□□□□	□□□		□□□	□□□	18.0#
		3 yd	823-AL/RF	□□□□	□□□		□□□	□□□	18.0#
SORP	Medium Lounge Chair - Replacement Armcaps • Set of 2		823-AC		□□□	□□□			5.0#
			A	B	C	D	E	F	

HOW TO ORDER

Indicate the following information on order form:

- 1. Quantity of each item.
- 2. Model number, including options. See “How To Build a Model Number”.
- 3. Any special service required.

Note:

- The □ indicates that a choice is required.
- The absence of the □ indicates that no choice is required.
- Alpha-numeric characters in place of □ indicate that no other alternatives are available.

HOW TO BUILD A MODEL NUMBER

- A** Select basic model.
- B** Select non-contrast or fabric contrast 1.  
Refer to color addendum at [ki.com](http://ki.com) or KI Fabrics & Finishes binder.
- C** Select wood finish color.  
Refer to color addendum at [ki.com](http://ki.com) or KI Fabrics & Finishes binder.  
For Kensington Maple add upcharge.
- D** Select arm option.  

WAC

- Wood armcaps

PAC

- Black poly (pair); add \$160
- E** Select fire code.  

NFR

- Compliance to TB 117-2013

FR

- Compliance to TB 133

See pricing column for TB133 upcharge.
- F** Select moisture barrier.  

NMB

- No moisture barrier

MB

- Moisture barrier

See pricing column for moisture barrier upcharge.

KENSINGTON MAPLE UPCHARGE

Kensington Maple requires extended leadtimes.

Model	
823	\$16
833	\$16
843	\$16





Wood Finish	Grade C.O.M.	Grade C	Grade D	Grade E & C.O.L.	Grade F	Grade G	Grade H	Grade I	Grade J	Grade K	Grade L Leather	Grade M Leather	TB133 add to list price	Moisture Barrier add to list price
N/A	\$ 615	\$ 627	\$ 649	\$ 671	\$ 686	\$ 718	\$ 752	\$ 792	\$ 871	\$ 952	\$ 1032	\$ 1193	\$ 124	\$ 116
N/A	\$ 741	\$ 751	\$ 767	\$ 788	\$ 800	\$ 830	\$ 855	\$ 890	\$ 959	\$ 1029	\$ 1097	\$ 1234	\$ 124	\$ 110
\$ 434													N/A	N/A
434													N/A	N/A
N/A	\$ 660	\$ 676	\$ 706	\$ 741	\$ 763	\$ 809	\$ 853	\$ 912	\$ 1027	\$ 1141	\$ 1254	\$ 1485	\$ 207	\$ 101
N/A	660	676	706	741	763	809	853	912	1027	1141	1254	1485	207	101
N/A	\$ 664	\$ 683	\$ 717	\$ 760	\$ 787	\$ 840	\$ 897	\$ 963	\$ 1104	\$ 1240	\$ 1377	\$ 1652	\$ 247	\$ 118
N/A	664	683	717	760	787	840	897	963	1104	1240	1377	1652	247	118
\$ 302													N/A	N/A

## INFORMATION

### C.O.M. Requirements

C.O.M. yardage requirements listed above are based on plain goods 54" wide. If less than 54" wide or fabrics requiring matching (stripes, plaids, prints, large patterns), additional yardage will be needed. Consult C.O.M. matrix on the Ordering C.O.M. and C.O.L. page for additional yardage needed. For C.O.M. fabric sent to KI-High Point on multiple rolls, add an additional yard of fabric per roll to the yardage requirements.

### C.O.L. Requirements

Figure 18 sq. ft. of leather (C.O.L.) for each yard shown (i.e., 4.75 x 18 = 85.5 sq. ft.).

### Contrasting Upholstery

When contrasting fabric is chosen, price at highest in-grade.

### Minimum Fabric/Leather Quantity

Minimum order for fabric is 1 yard. Minimum order for leather is 1 hide (approx-

mately 50 sq. ft.).

### California TB133 Fire Safety Code

The above seating products can be manufactured using the appropriate flame-retardant materials and fabric selections for compliance to California Technical Bulletin 133. Please contact KI customer service for fabric compliance. Not available with moisture barrier.

## SPECIAL SERVICES

### Special Carton Marking

With specially marked information N/C

### Shipping

Shipped **k.d. freight prepaid f.o.b. High Point, North Carolina 27263** factory. Freight class #175.

Specifications and prices are subject to change without prior notice.



Soltice®  
Replacement Parts

			MODEL NUMBER						Approx. Packaged Weight
			Basic Model	Non-Contrast or Fabric Contrast 1	Wood Finish	Arm Cap	Fire Code	Moisture Barrier	
	MODEL	COM							
	Medium Loveseat - Replacement Back	3 yd	833-BK	□□□□			□□□	□□□	30.0#
	Medium Loveseat - Replacement Seat	2.75 yd	833-ST	□□□□			□□□	□□□	39.0#
SORP	Medium Loveseat - Replacement Arm (Open Arm) • Includes armcap		833-OA/LF		□□□	□□□			13.0#
			833-OA/RF		□□□	□□□			13.0#
SORP	Medium Loveseat - Replacement Arm (Closed Arm) • Includes armcap	2.5 yd	833-CA/LF	□□□□	□□□	□□□	□□□	□□□	25.0#
		2.5 yd	833-CA/RF	□□□□	□□□	□□□	□□□	□□□	25.0#
SORP	Medium Loveseat - Replacement Arm (Armless)	3 yd	833-AL/LF	□□□□	□□□		□□□	□□□	18.0#
		3 yd	833-AL/RF	□□□□	□□□		□□□	□□□	18.0#
SORP	Medium Loveseat - Replacement Armcaps • Set of 2		833-AC		□□□	□□□			5.0#
			<b>A</b>	<b>B</b>	<b>C</b>	<b>D</b>	<b>E</b>	<b>F</b>	

HOW TO ORDER

Indicate the following information on order form:

- Quantity of each item.
- Model number, including options. See “How To Build a Model Number”.
- Any special service required.

Note:

- The □ indicates that a choice is required.
- The absence of the □ indicates that no choice is required.
- Alpha-numeric characters in place of □ indicate that no other alternatives are available.

HOW TO BUILD A MODEL NUMBER

See pricing column for moisture barrier upcharge.

- A** Select basic model.
- B** Select non-contrast or fabric contrast 1.  
Refer to color addendum at [ki.com](http://ki.com) or KI Fabrics & Finishes binder.
- C** Select wood finish color.  
Refer to color addendum at [ki.com](http://ki.com) or KI Fabrics & Finishes binder.  
For Kensington Maple add upcharge.
- D** Select arm option.

WAC

- Wood armcaps

PAC

- Black poly (pair); add \$160
- E** Select fire code.

NFR

- Compliance to TB 117-2013

FR

- Compliance to TB 133

See pricing column for TB133 upcharge.
- F** Select moisture barrier.

NMB

- No moisture barrier

MB

- Moisture barrier

KENSINGTON MAPLE UPCHARGE

Kensington Maple requires extended leadtimes.

Model	
823	\$16
833	\$16
843	\$16





Wood Finish	Grade C.O.M.	Grade C	Grade D	Grade E & C.O.L.	Grade F	Grade G	Grade H	Grade I	Grade J	Grade K	Grade L Leather	Grade M Leather	TB133 add to list price	Moisture Barrier add to list price
N/A	\$ 800	\$ 819	\$ 852	\$ 889	\$ 916	\$ 963	\$ 1015	\$ 1078	\$ 1205	\$ 1323	\$ 1457	\$ 1707	\$ 170	\$ 152
N/A	\$ 867	\$ 882	\$ 912	\$ 948	\$ 969	\$ 1014	\$ 1061	\$ 1118	\$ 1231	\$ 1347	\$ 1461	\$ 1689	\$ 170	\$ 152
\$ 434													N/A	N/A
434													N/A	N/A
N/A	\$ 660	\$ 676	\$ 706	\$ 741	\$ 763	\$ 809	\$ 853	\$ 912	\$ 1027	\$ 1141	\$ 1254	\$ 1485	\$ 207	\$ 101
N/A	660	676	706	741	763	809	853	912	1027	1141	1254	1485	207	101
N/A	\$ 664	\$ 683	\$ 717	\$ 760	\$ 787	\$ 840	\$ 897	\$ 963	\$ 1104	\$ 1240	\$ 1377	\$ 1652	\$ 247	\$ 118
N/A	664	683	717	760	787	840	897	963	1104	1240	1377	1652	247	118
\$ 302													N/A	N/A

## INFORMATION

### C.O.M. Requirements

C.O.M. yardage requirements listed above are based on plain goods 54" wide. If less than 54" wide or fabrics requiring matching (stripes, plaids, prints, large patterns), additional yardage will be needed. Consult C.O.M. matrix on the Ordering C.O.M. and C.O.L. page for additional yardage needed. For C.O.M. fabric sent to KI-High Point on multiple rolls, add an additional yard of fabric per roll to the yardage requirements.

### C.O.L. Requirements

Figure 18 sq. ft. of leather (C.O.L.) for each yard shown (i.e., 4.75 x 18 = 85.5 sq. ft.).

### Contrasting Upholstery

When contrasting fabric is chosen, price at highest in-grade.

### Minimum Fabric/Leather Quantity

Minimum order for fabric is 1 yard. Minimum order for leather is 1 hide (approx-

mately 50 sq. ft.).

### California TB133 Fire Safety Code

The above seating products can be manufactured using the appropriate flame-retardant materials and fabric selections for compliance to California Technical Bulletin 133. Please contact KI customer service for fabric compliance. Not available with moisture barrier.

## SPECIAL SERVICES

### Special Carton Marking

With specially marked information N/C

### Shipping

Shipped **k.d. freight prepaid f.o.b. High Point, North Carolina 27263** factory. Freight class #175.

Specifications and prices are subject to change without prior notice.



## HOW TO ORDER

1. Quantity of each item.
2. Model number, including options. See "How To Build a Model Number".
3. Any special service required.

Note:

- The ☐ indicates that a choice is required.
- The absence of the ☐ indicates that no choice is required.
- Alpha-numeric characters in place of ☐ indicate that no other alternatives are available.

See pricing column for moisture barrier upcharge.

- A** Select basic model.
- B** Select non-contrast or fabric contrast 1.  
Refer to color addendum at [ki.com](http://ki.com) or KI  
Fabrics & Finishes binder.
- C** Select wood finish color.  
Refer to color addendum at [ki.com](http://ki.com) or KI  
Fabrics & Finishes binder.  
For Kensington Maple add upcharge.
- D** Select arm option.
- |            |                                |
|------------|--------------------------------|
| <b>WAC</b> | - Wood armcaps                 |
| <b>PAC</b> | - Black poly (pair); add \$160 |
- E** Select fire code.
- |            |                             |
|------------|-----------------------------|
| <b>NFR</b> | - Compliance to TB 117-2013 |
| <b>FR</b>  | - Compliance to TB 133      |
- See pricing column for TB133 upcharge.
- F** Select moisture barrier.
- |            |                       |
|------------|-----------------------|
| <b>NMB</b> | - No moisture barrier |
| <b>MB</b>  | - Moisture barrier    |

Model	
823	\$16
833	\$16
843	\$16





Wood Finish	Grade C.O.M.	Grade C	Grade D	Grade E & C.O.L.	Grade F	Grade G	Grade H	Grade I	Grade J	Grade K	Grade L Leather	Grade M Leather	TB133 add to list price	Moisture Barrier add to list price
N/A	\$ 1119	\$ 1151	\$ 1203	\$ 1265	\$ 1306	\$ 1388	\$ 1470	\$ 1573	\$ 1776	\$ 1984	\$ 2191	\$ 2602	\$ 215	\$ 215
N/A	\$ 1171	\$ 1196	\$ 1236	\$ 1284	\$ 1318	\$ 1382	\$ 1444	\$ 1523	\$ 1684	\$ 1844	\$ 2005	\$ 2326	\$ 215	\$ 203
\$ 434													N/A	N/A
434													N/A	N/A
N/A	\$ 660	\$ 676	\$ 706	\$ 741	\$ 763	\$ 809	\$ 853	\$ 912	\$ 1027	\$ 1141	\$ 1254	\$ 1485	\$ 207	\$ 101
N/A	660	676	706	741	763	809	853	912	1027	1141	1254	1485	207	101
N/A	\$ 664	\$ 683	\$ 717	\$ 760	\$ 787	\$ 840	\$ 897	\$ 963	\$ 1104	\$ 1240	\$ 1377	\$ 1652	\$ 247	\$ 118
N/A	664	683	717	760	787	840	897	963	1104	1240	1377	1652	247	118
\$ 302													N/A	N/A

## INFORMATION

### C.O.M. Requirements

C.O.M. yardage requirements listed above are based on plain goods 54" wide. If less than 54" wide or fabrics requiring matching (stripes, plaids, prints, large patterns), additional yardage will be needed. Consult C.O.M. matrix on the Ordering C.O.M. and C.O.L. page for additional yardage needed. For C.O.M. fabric sent to KI-High Point on multiple rolls, add an additional yard of fabric per roll to the yardage requirements.

### C.O.L. Requirements

Figure 18 sq. ft. of leather (C.O.L.) for each yard shown (i.e., 4.75 x 18 = 85.5 sq. ft.).

### Contrasting Upholstery

When contrasting fabric is chosen, price at highest in-grade.

### Minimum Fabric/Leather Quantity

Minimum order for fabric is 1 yard. Minimum order for leather is 1 hide (approx-

mately 50 sq. ft.).

### California TB133 Fire Safety Code

The above seating products can be manufactured using the appropriate flame-retardant materials and fabric selections for compliance to California Technical Bulletin 133. Please contact KI customer service for fabric compliance. Not available with moisture barrier.

## SPECIAL SERVICES

### Special Carton Marking

With specially marked information N/C

### Shipping

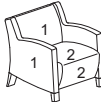
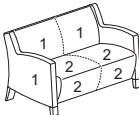
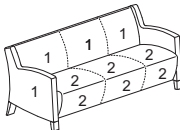
Shipped **k.d. freight prepaid f.o.b. High Point, North Carolina 27263** factory. Freight class #175.

Specifications and prices are subject to change without prior notice.



# Soltice®

Lobby and Lounge Seating

				MODEL NUMBER						
MODEL	Features	COM	Basic Model	Non-Contrast or Fabric Contrast 1	Fabric Contrast 2	Wood Finish	TB133	Moisture Barrier		
  SOLS	<b>Large Lounge Chair (Closed Arm)</b> • 1 = Back and arms (Fabric Contrast 1) C.O.M. = 4.75 yd • 2 = Seat (Fabric Contrast 2) C.O.M. = 1.75 yd	Non-contrast 5.5 yd Contrast	SP923/NC SP923/FC	□□□□ □□□□	 □□□□	□□□ □□□	□□□ □□□	□□□ □□□		
  SOLS	<b>Large Loveseat (Closed Arm)</b> • 1 = Back and arms (Fabric Contrast 1) C.O.M. = 6 yd • 2 = Seat (Fabric Contrast 2) C.O.M. = 2.75 yd	Non-contrast 7.75 yd Contrast	SP933/NC SP933/FC	□□□□ □□□□	 □□□□	□□□ □□□	□□□ □□□	□□□ □□□		
  SOLS	<b>Large Sofa (Closed Arm)</b> • 1 = Back and arms (Fabric Contrast 1) C.O.M. = 7.5 yd • 2 = Seat (Fabric Contrast 2) C.O.M. = 3.5 yd	Non-contrast 9.75 yd Contrast	SP943/NC SP943/FC	□□□□ □□□□	 □□□□	□□□ □□□	□□□ □□□	□□□ □□□		
				<b>A</b>	<b>B</b>	<b>C</b>	<b>D</b>	<b>E</b>	<b>F</b>	

## HOW TO ORDER

Indicate the following information on order form:

1. Quantity of each item.
2. Model number, including options. See "How To Build a Model Number".
3. Any special service required.

Note: • The □ indicates that a choice is required.

- The absence of the □ indicates that no choice is required.
- Alpha-numeric characters in place of □ indicate that no other alternatives are available.

## HOW TO BUILD A MODEL NUMBER

See pricing column for moisture barrier upcharge.

- A** Select basic model.
- B** Select non-contrast or fabric contrast 1.  
Refer to color addendum at ki.com or KI Fabrics & Finishes binder.
- C** Select fabric contrast 2.  
Refer to color addendum at ki.com or KI Fabrics & Finishes binder.
- D** Select wood finish color.  
Refer to color addendum at ki.com or KI Fabrics & Finishes binder.  
For Kensington Maple add upcharge.
- E** Select fire code.  
**NFR** - Compliance to TB 117-2013  
**FR** - Compliance to TB 133  
 See pricing column for TB133 upcharge.
- F** Select moisture barrier.  
**NMB** - No moisture barrier  
**MB** - Moisture barrier

## KENSINGTON MAPLE UPCHARGE

Kensington Maple requires extended leadtimes.

Model	
SP923/NC	\$16
SP933/NC	\$16
SP943/NC	\$16
SP923/FC	\$16
SP933/FC	\$16
SP943/FC	\$16





Approx. Packaged Weight	Grade C.O.M.	Grade C	Grade D	Grade E & C.O.L.	Grade F	Grade G	Grade H	Grade I	Grade J	Grade K	Grade L Leather	Grade M Leather	TB133 add to list price	Moisture Barrier add to list price
80.0#	\$ 2027	\$ 2061	\$ 2118	\$ 2186	\$ 2232	\$ 2324	\$ 2416	\$ 2529	\$ 2758	\$ 2988	\$ 3215	\$ 3673	\$ 383	\$ 140
80.0#	2082	2115	2172	2240	2287	2378	2470	2585	2812	3043	3269	3727	383	140
105.0#	\$ 2971	\$ 3013	\$ 3088	\$ 3171	\$ 3228	\$ 3344	\$ 3456	\$ 3600	\$ 3886	\$ 4171	\$ 4458	\$ 5031	\$ 532	\$ 267
105.0#	3052	3096	3168	3254	3310	3425	3539	3680	3968	4253	4541	5112	532	267
125.0#	\$ 3556	\$ 3612	\$ 3707	\$ 3821	\$ 3894	\$ 4046	\$ 4196	\$ 4386	\$ 4764	\$ 5142	\$ 5519	\$ 6273	\$ 667	\$ 406
125.0#	3660	3716	3809	3922	3998	4149	4300	4488	4866	5243	5621	6376	667	406

## INFORMATION

### C.O.M. Requirements

C.O.M. yardage requirements listed above are based on plain goods 54" wide. If less than 54" wide or fabrics requiring matching (stripes, plaids, prints, large patterns), additional yardage will be needed. Consult C.O.M. matrix on the Ordering C.O.M. and C.O.L. page for additional yardage needed. For C.O.M. fabric sent to KI-High Point on multiple rolls, add an additional yard of fabric per roll to the yardage requirements.

### C.O.L. Requirements

Figure 18 sq. ft. of leather (C.O.L.) for each yard shown (i.e., 4.75 x 18 = 85.5 sq. ft.).

### Contrasting Upholstery

When contrasting fabric is chosen, price at highest in-grade.

### Minimum Fabric/Leather Quantity

Minimum order for fabric is 1 yard. Minimum order for leather is 1 hide (approx-

mately 50 sq. ft.).

### California TB133 Fire Safety Code

The above seating products can be manufactured using the appropriate flame-retardant materials and fabric selections for compliance to California Technical Bulletin 133. Please contact KI customer service for fabric compliance. Not available with moisture barrier.

## SPECIAL SERVICES

### Special Carton Marking

With specially marked information N/C

### Shipping


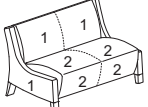
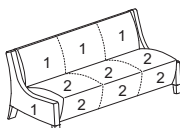
Shipped **assembled unless replacement parts which ship k.d. freight prepaid High Point, North Carolina 27263** factory. Freight class #175.

Specifications and prices are subject to change without prior notice.



# Soltice®

Lobby and Lounge Seating

	MODEL	Features	COM	MODEL NUMBER						
				Basic Model	Non-Contrast or Fabric Contrast 1	Fabric Contrast 2	Wood Finish	TB133	Moisture Barrier	
 <p>SOLS</p>	<b>Large Lounge Chair (Armless)</b> • 1 = Back and side panels (Fabric Contrast 1) C.O.M. = 4.75 yd • 2 = Seat (Fabric Contrast 2) C.O.M. = 1.75 yd	Non-contrast	5.5 yd	SA923/NC	□□□□		□□□	□□□	□□□	
		Contrast		SA923/FC	□□□□	□□□□	□□□	□□□	□□□	
 <p>SOLS</p>	<b>Large Loveseat (Armless)</b> • 1 = Back and side panels (Fabric Contrast 1) C.O.M. = 5.75 yd • 2 = Seat (Fabric Contrast 2) C.O.M. = 2.75 yd	Non-contrast	7.5 yd	SA933/NC	□□□□		□□□	□□□	□□□	
		Contrast		SA933/FC	□□□□	□□□□	□□□	□□□	□□□	
 <p>SOLS</p>	<b>Large Sofa (Armless)</b> • 1 = Back and side panels (Fabric Contrast 1) C.O.M. = 7.5 yd • 2 = Seat (Fabric Contrast 2) C.O.M. = 3.5 yd	Non-contrast	9.5 yd	SA943/NC	□□□□		□□□	□□□	□□□	
		Contrast		SA943/FC	□□□□	□□□□	□□□	□□□	□□□	

A

B

C

D

E

F

## HOW TO ORDER

Indicate the following information on order form:

1. Quantity of each item.
2. Model number, including options. See "How To Build a Model Number".
3. Any special service required.

Note: • The □ indicates that a choice is required.

- The absence of the □ indicates that no choice is required.
- Alpha-numeric characters in place of □ indicate that no other alternatives are available.

## HOW TO BUILD A MODEL NUMBER

**A** Select basic model.

**B** Select non-contrast or fabric contrast 1.  
Refer to color addendum at ki.com or KI Fabrics & Finishes binder.

**C** Select fabric contrast 2.  
Refer to color addendum at ki.com or KI Fabrics & Finishes binder.

**D** Select wood finish color.  
Refer to color addendum at ki.com or KI Fabrics & Finishes binder.  
For Kensington Maple add upcharge.

**E** Select fire code.  
**NFR** - Compliance to TB 117-2013  
**FR** - Compliance to TB 133  
 See pricing column for TB133 upcharge.

**F** Select moisture barrier.  
**NMB** - No moisture barrier  
**MB** - Moisture barrier

See pricing column for moisture barrier upcharge.

## KENSINGTON MAPLE UPCHARGE

Kensington Maple requires extended leadtimes.

Model

SA923/NC	\$16
SA933/NC	\$16
SA943/NC	\$16
SA923/FC	\$16
SA933/FC	\$16
SA943/FC	\$16





Approx. Packaged Weight	Grade C.O.M.	Grade C	Grade D	Grade E & C.O.L.	Grade F	Grade G	Grade H	Grade I	Grade J	Grade K	Grade L Leather	Grade M Leather	TB133 add to list price	Moisture Barrier add to list price
75.0#	\$ 2063	\$ 2095	\$ 2149	\$ 2214	\$ 2258	\$ 2346	\$ 2432	\$ 2543	\$ 2758	\$ 2975	\$ 3195	\$ 3628	\$ 383	\$ 140
75.0#	2118	2149	2205	2268	2312	2399	2486	2595	2812	3032	3248	3681	383	140
95.0#	\$ 2896	\$ 2941	\$ 3014	\$ 3104	\$ 3165	\$ 3284	\$ 3402	\$ 3553	\$ 3847	\$ 4147	\$ 4443	\$ 5037	\$ 532	\$ 267
95.0#	2978	3023	3097	3185	3247	3367	3484	3634	3930	4229	4525	5118	532	267
120.0#	\$ 3468	\$ 3524	\$ 3616	\$ 3730	\$ 3806	\$ 3958	\$ 4108	\$ 4295	\$ 4676	\$ 5052	\$ 5430	\$ 6186	\$ 667	\$ 406
120.0#	3568	3626	3720	3834	3911	4060	4211	4399	4777	5154	5532	6286	667	406

## INFORMATION

### C.O.M. Requirements

C.O.M. yardage requirements listed above are based on plain goods 54" wide. If less than 54" wide or fabrics requiring matching (stripes, plaids, prints, large patterns), additional yardage will be needed. Consult C.O.M. matrix on the Ordering C.O.M. and C.O.L. page for additional yardage needed. For C.O.M. fabric sent to KI-High Point on multiple rolls, add an additional yard of fabric per roll to the yardage requirements.

### C.O.L. Requirements

Figure 18 sq. ft. of leather (C.O.L.) for each yard shown (i.e., 4.75 x 18 = 85.5 sq. ft.).

### Contrasting Upholstery

When contrasting fabric is chosen, price at highest in-grade.

### Minimum Fabric/Leather Quantity

Minimum order for fabric is 1 yard. Minimum order for leather is 1 hide (approx-

mately 50 sq. ft.).

### California TB133 Fire Safety Code

The above seating products can be manufactured using the appropriate flame-retardant materials and fabric selections for compliance to California Technical Bulletin 133. Please contact KI customer service for fabric compliance. Not available with moisture barrier.

## SPECIAL SERVICES

### Special Carton Marking

With specially marked information N/C

### Shipping

Shipped **assembled unless replacement parts which ship k.d. freight prepaid High Point, North Carolina 27263** factory. Freight class #175.

Specifications and prices are subject to change without prior notice.



Soltice®  
Replacement Parts

			MODEL NUMBER					Approx. Packaged Weight    Grade C.O.M.	
			Basic Model	Non-Contrast or Fabric Contrast 1	Wood Finish	TB133	Moisture Barrier		
SORP	Large Lounge Chair - Replacement Back	1.75 yd	923-BK	□□□□		□□□	□□□	20.0#	\$ 652
	Large Lounge Chair - Replacement Seat	1.75 yd	923-ST	□□□□		□□□	□□□	25.0#	\$ 745
SORP	Large Lounge Chair - Replacement Arm (Closed Arm)	3 yd	923-CA/LF	□□□□	□□□	□□□	□□□	25.0#	\$ 835
		3 yd	923-CA/RF	□□□□	□□□	□□□	□□□	25.0#	835
SORP	Large Lounge Chair - Replacement Arm (Armless)	3 yd	923-AL	□□□□	□□□	□□□	□□□	15.0#	\$ 759
	Large Loveseat - Replacement Back	3.25 yd	933-BK	□□□□		□□□	□□□	32.0#	\$ 858
SORP	Large Loveseat - Replacement Seat	3 yd	933-ST	□□□□		□□□	□□□	48.0#	\$ 993
	Large Loveseat - Replacement Arm (Closed Arm)	3 yd	933-CA/LF	□□□□	□□□	□□□	□□□	20.0#	\$ 835
SORP		3 yd	933-CA/RF	□□□□	□□□	□□□	□□□	20.0#	835
	Large Loveseat - Replacement Arm (Armless)	3 yd	933-AL	□□□□	□□□	□□□	□□□	15.0#	\$ 759
SORP	Large Sofa - Replacement Back	4.75 yd	943-BK	□□□□		□□□	□□□	45.0#	\$ 1077
	Large Sofa - Replacement Seat	3.75 yd	943-ST	□□□□		□□□	□□□	60.0#	\$ 1232
SORP	Large Sofa - Replacement Arm (Closed Arm)	3 yd	943-CA/LF	□□□□	□□□	□□□	□□□	20.0#	\$ 835
		3 yd	943-CA/RF	□□□□	□□□	□□□	□□□	20.0#	835
SORP	Large Sofa - Replacement Arm (Armless)	3 yd	943-AL	□□□□	□□□	□□□	□□□	15.0#	\$ 759
			<b>A</b>	<b>B</b>	<b>C</b>	<b>D</b>	<b>E</b>		

HOW TO ORDER

Indicate the following information on order form:

- Quantity of each item.
- Model number, including options. See “How To Build a Model Number”.
- Any special service required.

Note:

- The □ indicates that a choice is required.
- The absence of the □ indicates that no choice is required.
- Alpha-numeric characters in place of □ indicate that no other alternatives are available.

HOW TO BUILD A MODEL NUMBER

- A** Select basic model.
- B** Select non-contrast or fabric contrast 1.  
Refer to color addendum at ki.com or KI Fabrics & Finishes binder.
- C** Select wood finish color.  
Refer to color addendum at ki.com or KI Fabrics & Finishes binder.  
For Kensington Maple add upcharge.
- D** Select fire code.  
**NFR** - Compliance to TB 117-2013  
**FR** - Compliance to TB 133  
See pricing column for TB133 upcharge.
- E** Select moisture barrier.  
**NMB** - No moisture barrier  
**MB** - Moisture barrier  
See pricing column for moisture barrier upcharge.

KENSINGTON MAPLE UPCHARGE

Kensington Maple requires extended leadtimes.

Model

923	\$16
933	\$16
943	\$16





Grade C	Grade D	Grade E & C.O.L.	Grade F	Grade G	Grade H	Grade I	Grade J	Grade K	Grade L Leather	Grade M Leather	TB133 add to list price	Moisture Barrier add to list price
\$ 664	\$ 682	\$ 707	\$ 723	\$ 755	\$ 787	\$ 828	\$ 907	\$ 987	\$ 1068	\$ 1228	\$ 124	\$ 116
\$ 755	\$ 771	\$ 793	\$ 808	\$ 834	\$ 863	\$ 895	\$ 963	\$ 1033	\$ 1103	\$ 1239	\$ 124	\$ 116
\$ 855	\$ 889	\$ 931	\$ 958	\$ 1013	\$ 1069	\$ 1137	\$ 1276	\$ 1412	\$ 1550	\$ 1824	\$ 237	\$ 115
855	889	931	958	1013	1069	1137	1276	1412	1550	1824	237	115
\$ 781	\$ 813	\$ 854	\$ 881	\$ 935	\$ 993	\$ 1061	\$ 1199	\$ 1334	\$ 1473	\$ 1747	\$ 237	\$ 115
\$ 876	\$ 908	\$ 947	\$ 972	\$ 1021	\$ 1071	\$ 1134	\$ 1261	\$ 1387	\$ 1513	\$ 1764	\$ 170	\$ 116
\$ 1009	\$ 1038	\$ 1072	\$ 1094	\$ 1141	\$ 1186	\$ 1243	\$ 1357	\$ 1473	\$ 1587	\$ 1816	\$ 170	\$ 116
\$ 855	\$ 889	\$ 931	\$ 958	\$ 1013	\$ 1069	\$ 1137	\$ 1276	\$ 1412	\$ 1550	\$ 1824	\$ 237	\$ 115
855	889	931	958	1013	1069	1137	1276	1412	1550	1824	237	115
\$ 781	\$ 813	\$ 854	\$ 881	\$ 935	\$ 993	\$ 1061	\$ 1199	\$ 1334	\$ 1473	\$ 1747	\$ 237	\$ 115
\$ 1110	\$ 1161	\$ 1223	\$ 1263	\$ 1346	\$ 1428	\$ 1531	\$ 1736	\$ 1941	\$ 2148	\$ 2559	\$ 215	\$ 116
\$ 1257	\$ 1297	\$ 1346	\$ 1377	\$ 1440	\$ 1506	\$ 1585	\$ 1770	\$ 1905	\$ 2066	\$ 2386	\$ 215	\$ 116
\$ 855	\$ 889	\$ 931	\$ 958	\$ 1013	\$ 1069	\$ 1137	\$ 1276	\$ 1412	\$ 1550	\$ 1824	\$ 237	\$ 115
855	889	931	958	1013	1069	1137	1276	1412	1550	1824	237	115
\$ 781	\$ 813	\$ 854	\$ 881	\$ 935	\$ 993	\$ 1061	\$ 1199	\$ 1334	\$ 1473	\$ 1747	\$ 237	\$ 115

## INFORMATION

### C.O.M. Requirements

C.O.M. yardage requirements listed above are based on plain goods 54" wide. If less than 54" wide or fabrics requiring matching (stripes, plaids, prints, large patterns), additional yardage will be needed. Consult C.O.M. matrix on the Ordering C.O.M. and C.O.L. page for additional yardage needed. For C.O.M. fabric sent to KI-High Point on multiple rolls, add an additional yard of fabric per roll to the yardage requirements.

### C.O.L. Requirements

Figure 18 sq. ft. of leather (C.O.L.) for each yard shown (i.e., 4.75 x 18 = 85.5 sq. ft.).

### Contrasting Upholstery

When contrasting fabric is chosen, price at highest in-grade.

### Minimum Fabric/Leather Quantity

Minimum order for fabric is 1 yard. Minimum order for leather is 1 hide (approx-

mately 50 sq. ft.).

### California TB133 Fire Safety Code

The above seating products can be manufactured using the appropriate flame-retardant materials and fabric selections for compliance to California Technical Bulletin 133. Please contact KI customer service for fabric compliance. Not available with moisture barrier.

## SPECIAL SERVICES

### Special Carton Marking

With specially marked information N/C

### Shipping

Shipped **assembled unless replacement parts which ship k.d. freight prepaid High Point, North Carolina 27263** factory. Freight class #175.

Specifications and prices are subject to change without prior notice.

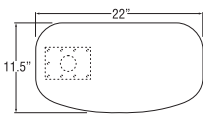


# Tea Cup™

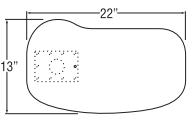
General Information



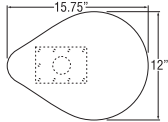
General Dimensions			
Seat width	22"	44"	22"
Seat depth	21"	21"	21"
Seat height	18-1/2"	18-1/2"	18-1/2"
Tablet arm			13" Diameter
Arm width	4"	4"	4"
Arm height	24"	24"	24"
Overall Dimensions			
Width	30"	52"	30"
Depth	31"	31"	31"
Height	31"	31"	31"



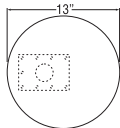
Standard Cody™ Tablet  
(Bowfront Tablet)



Standard Jessa™ Tablet



Teardrop Tablet



Standard Teacup Tablet

## UPHOLSTERY INFORMATION

### C.O.M. Fabric

For C.O.M. fabric sent to KI-High Point on multiple rolls, add an additional yard of fabric per roll to the yardage requirements. Multiple rolls have shorter pieces of fabric on them and do not allow nesting and stacking of the fabric to achieve the best yield as is done with one large roll. This results in yardage shortages and requests for additional fabric from the client, which can hold up the order. For each roll that is sent, one yard needs to be added and needs to be added to one of the rolls, not separately.

### Fabric Disclaimer

Fabric will be applied as swatched by the fabric manufacturer. Fabric that is required to be applied differently than is swatched will need a Special Cost Request written specifying the direction the fabric is to be applied. The posted standard lead time will apply to the Special Cost Request.

### Tablet Arm

Tablet is left facing (right-handed when seated)—standard. Tablet is figured laminated wood veneer bowfront—standard. Available in all standard KI wood finishes - specify. For tablet options/specifications, refer to table specifications. Tablet is removable—standard. Chair will be produced with left-facing/right-handed tablet unless reverse is specified.

### TABLET ARM OPTIONS

All tablets can be done on any tablet chair except RELAX.

## FINISH INFORMATION

### SPECIAL FINISH MATCHES

KI can match special finish requests at an upcharge of \$64 List per item, up to 12 or a maximum charge of \$771 List per order per color. Special finish requests must be sent to your KI customer service representative.

Upon receipt from KI, the finishing department will prepare a "strike-off" which will be sent to the customer for approval.

The approval form accompanying the strike-off should be faxed to your KI customer service representative. Upon receipt of the signed approval form, KI will proceed with the order. Disapproved samples may be sent back to KI directly with an explanation of disapproval. A Special Finish Number (SFN) will be assigned to this finish sample for future reference or reorders





#### INFORMATION

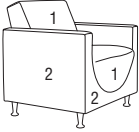
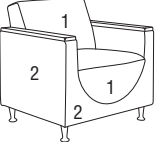
**Warranty**

Refer to KI Terms & Conditions document  
or visit [ki.com](http://ki.com)



## Tea Cup™

Lobby and Lounge Seating

	Features	COM	MODEL NUMBER							Approx. Packaged Weight
			Basic Model	Non-Contrast or Fabric Contrast 1	Fabric Contrast 2	Legs and/or Casters	Wood Finish	TB133	Moisture Barrier	
 <p>TEAC Lounge Chair with Upholstered Arms</p> <ul style="list-style-type: none"> <li>1 = Back and seat (Fabric Contrast 1) C.O.M. = 2.25 yd</li> <li>2 = Body (Fabric Contrast 2) C.O.M. = 3.5 yd</li> </ul>	Non-contrast	3.75 yd	5723/NC	□□□□		□□□□□□		□□□	□□□	65.0#
	Contrast		5723/FC	□□□□	□□□□	□□□□□□		□□□	□□□	65.0#
 <p>TEAC Lounge Chair with Wood Arms</p> <ul style="list-style-type: none"> <li>1 = Back and seat (Fabric Contrast 1) C.O.M. = 2.25 yd</li> <li>2 = Body (Fabric Contrast 2) C.O.M. = 3.5 yd</li> </ul>	Non-contrast	3.75 yd	5723WA/NC	□□□□		□□□□□□	□□□	□□□	□□□	65.0#
	Contrast		5723WA/FC	□□□□	□□□□	□□□□□□	□□□	□□□	□□□	65.0#
				<b>A</b>	<b>B</b>	<b>C</b>	<b>D</b>	<b>E</b>	<b>F</b>	<b>G</b>

## HOW TO ORDER

Indicate the following information on order form:

- Quantity of each item.
- Model number, including options. See "How To Build a Model Number".
- Any special service required.

Note: • The ☐ indicates that a choice is required.

- The absence of the ☐ indicates that no choice is required.
- Alpha-numeric characters in place of ☐ indicate that no other alternatives are available.

## HOW TO BUILD A MODEL NUMBER

**A** Select basic model.

**B** Select non-contrast or fabric contrast 1.  
Refer to color addendum at [ki.com](http://ki.com) or KI Fabrics & Finishes binder.

**C** Select fabric contrast 2.  
Refer to color addendum at [ki.com](http://ki.com) or KI Fabrics & Finishes binder.

**D** Select leg finish or casters.

**BRAL** - Brushed aluminum legs (standard)

**POL** - Polished aluminum legs; add \$96

**BLK** - Textured black legs; add \$96

**PW** - Pewter legs; add \$96

**FCRBRAL** - Front casters, rear brushed aluminum legs; add \$96

**FCRPOL** - Front casters, rear polished aluminum legs; add \$96

**FCRBL** - Front casters, rear textured black legs; add \$96

**FCRPW** - Front casters, rear pewter legs; add \$96

**RCFBRAL** - Rear casters, front brushed aluminum legs; add \$96

**RCFPOL** - Rear casters, front polished aluminum legs; add \$96

**RCFBL** - Rear casters, front textured black legs; add \$96

**RCFPW** - Rear casters, front pewter legs; add \$96

**FRC** - Front/rear casters (price per pair); add \$193

**E** Select wood finish color.  
For Kensington Maple add upcharge.

**F** Select fire code.

**NFR** - Compliance to TB 117-2013

**FR** - Compliance to TB 133

See pricing column for TB133 upcharge.

**G** Select moisture barrier.

**NMB** - No moisture barrier

**MB** - Moisture barrier

See pricing column for moisture barrier





Grade C.O.M.	Grade C	Grade D	Grade E & C.O.L.	Grade F	Grade G	Grade H	Grade I	Grade J	Grade K	Grade L Leather	Grade M Leather	TB133 add to list price	Moisture Barrier add to list price
\$ 1473	\$ 1508	\$ 1558	\$ 1627	\$ 1668	\$ 1751	\$ 1842	\$ 1949	\$ 2169	\$ 2381	\$ 2604	\$ 3039	\$ 352	\$ 129
1528	1561	1612	1679	1721	1805	1896	2001	2222	2435	2658	3092	352	129
\$ 1675	\$ 1711	\$ 1761	\$ 1829	\$ 1871	\$ 1954	\$ 2045	\$ 2149	\$ 2370	\$ 2584	\$ 2807	\$ 3239	\$ 352	\$ 129
1729	1764	1815	1882	1924	2006	2099	2204	2425	2636	2859	3293	352	129

#### KENSINGTON MAPLE UPCHARGE

Kensington Maple requires extended leadtimes.

Model

5713T/NC	\$10
5723WA/NC	\$10
5733WA/NC	\$10
5735WA/NC	\$10
5713T/FC	\$10
5723WA/FC	\$10
5733WA/FC	\$10
5735WA/FC	\$10

#### INFORMATION

##### C.O.M. Requirements

C.O.M. yardage requirements listed above are based on plain goods 54" wide. If less than 54" wide or fabrics requiring matching (stripes, plaids, prints, large patterns), additional yardage will be needed. Consult C.O.M. matrix on the Ordering C.O.M. and C.O.L. page for additional yardage needed. For C.O.M. fabric sent to KI-High Point on multiple rolls, add an additional yard of fabric per roll to the yardage requirements.

##### C.O.L. Requirements

Figure 18 sq. ft. of leather (C.O.L.) for each yard shown (i.e., 4.75 x 18 = 85.5 sq. ft.).

##### Contrasting Upholstery

When contrasting fabric is chosen, price at highest in-grade.

##### Minimum Fabric/Leather Quantity

Minimum order for fabric is 1 yard. Minimum order for leather is 1 hide (approx-

mately 50 sq. ft.).

##### California TB133 Fire Safety Code

The above seating products can be manufactured using the appropriate flame-retardant materials and fabric selections for compliance to California Technical Bulletin 133. Please contact KI customer service for fabric compliance. Not available with moisture barrier.

##### Construction

Frames of kiln-dried hardwood and laminated wood veneer. Cushioning of multiple densities of polyurethane foam and dacron fiber. Legs are solid aluminum turned and tapped for metal-to-metal connection, available in brushed aluminum - standard. Attached cushions.

#### SPECIAL SERVICES

##### Special Carton Marking

With specially marked information N/C

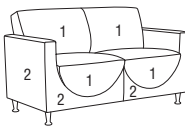
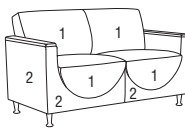
##### Shipping

Shipped **assembled freight prepaid f.o.b. High Point, North Carolina 27263** factory. Freight class #175.

Specifications and prices are subject to change without prior notice.



Tea Cup™  
Lobby and Lounge Seating

				MODEL NUMBER							
				Basic Model	Non-Contrast or Fabric Contrast 1	Fabric Contrast 2	Leg Finish	Wood Finish	TB133	Moisture Barrier	
MODEL	Features	COM									
	<b>Loveseat with Upholstered Arms and Double Cushion</b>	Non-contrast 6 yd	5733/NC	□□□□		□□□□		□□□	□□□		
	• 1 = Back and seat (Fabric Contrast 1) C.O.M. = 4.5 yd	Contrast	5733/FC	□□□□	□□□□	□□□□		□□□	□□□		
	• 2 = Body (Fabric Contrast 2) C.O.M. = 3.5 yd										
TEAC											
	<b>Loveseat with Wood Arms and Double Cushion</b>	Non-contrast 6 yd	5733WA/NC	□□□□		□□□□	□□□	□□□	□□□		
	• 1 = Back and seat (Fabric Contrast 1) C.O.M. = 4.5 yd	Contrast	5733WA/FC	□□□□	□□□□	□□□□	□□□	□□□	□□□		
	• 2 = Body (Fabric Contrast 2) C.O.M. = 3.5 yd										
TEAC											
			<b>A</b>	<b>B</b>	<b>C</b>	<b>D</b>	<b>E</b>	<b>F</b>	<b>G</b>		

HOW TO ORDER

Indicate the following information on order form:

- Quantity of each item.
- Model number, including options. See “How To Build a Model Number”.
- Any special service required.

Note:

- The □ indicates that a choice is required.
- The absence of the □ indicates that no choice is required.
- Alpha-numeric characters in place of □ indicate that no other alternatives are available.

HOW TO BUILD A MODEL NUMBER

- A** Select basic model.
- B** Select non-contrast or fabric contrast 1.  
Refer to color addendum at ki.com or KI Fabrics & Finishes binder.
- C** Select fabric contrast 2.  
Refer to color addendum at ki.com or KI Fabrics & Finishes binder.
- D** Select leg finish.
- |             |                                    |
|-------------|------------------------------------|
| <b>BRAL</b> | - Brushed aluminum legs (standard) |
| <b>POL</b>  | - Polished aluminum legs; add \$96 |
| <b>BLK</b>  | - Textured black legs; add \$96    |
| <b>PW</b>   | - Pewter legs; add \$96            |
- Refer to color addendum at ki.com or KI Fabrics & Finishes binder.
- E** Select wood finish color.  
Refer to color addendum at ki.com or KI Fabrics & Finishes binder.

For Kensington Maple add upcharge.

- F** Select fire code.
- |            |                             |
|------------|-----------------------------|
| <b>NFR</b> | - Compliance to TB 117-2013 |
| <b>FR</b>  | - Compliance to TB 133      |
- See pricing column for TB133 upcharge.
- G** Select moisture barrier.
- |            |                       |
|------------|-----------------------|
| <b>NMB</b> | - No moisture barrier |
| <b>MB</b>  | - Moisture barrier    |
- See pricing column for moisture barrier upcharge.





Approx. Packaged Weight	Grade C.O.M.	Grade C	Grade D	Grade E & C.O.L.	Grade F	Grade G	Grade H	Grade I	Grade J	Grade K	Grade L Leather	Grade M Leather	TB133 add to list price	Moisture Barrier add to list price
95.0#	\$ 2011	\$ 2059	\$ 2138	\$ 2231	\$ 2294	\$ 2420	\$ 2543	\$ 2707	\$ 3017	\$ 3333	\$ 3651	\$ 4276	\$ 450	\$ 256
95.0#	2093	2141	2217	2311	2375	2500	2622	2788	3098	3415	3730	4356	450	256

95.0#	\$ 2213	\$ 2262	\$ 2339	\$ 2435	\$ 2497	\$ 2621	\$ 2746	\$ 2909	\$ 3219	\$ 3536	\$ 3853	\$ 4479	\$ 450	\$ 256
95.0#	2294	2343	2420	2513	2577	2702	2825	2989	3301	3615	3934	4559	450	256

#### KENSINGTON MAPLE UPCHARGE

Kensington Maple requires extended leadtimes.

Model

5713T/NC	\$10
5723WA/NC	\$10
5733WA/NC	\$10
5735WA/NC	\$10
5713T/FC	\$10
5723WA/FC	\$10
5733WA/FC	\$10
5735WA/FC	\$10

#### INFORMATION

##### C.O.M. Requirements

C.O.M. yardage requirements listed above are based on plain goods 54" wide. If less than 54" wide or fabrics requiring matching (stripes, plaids, prints, large patterns), additional yardage will be needed. Consult C.O.M. matrix on the Ordering C.O.M. and C.O.L. page for additional yardage needed. For C.O.M. fabric sent to KI-High Point on multiple rolls, add an additional yard of fabric per roll to the yardage requirements.

##### C.O.L. Requirements

Figure 18 sq. ft. of leather (C.O.L.) for each yard shown (i.e., 4.75 x 18 = 85.5 sq. ft.).

##### Contrasting Upholstery

When contrasting fabric is chosen, price at highest in-grade.

##### Minimum Fabric/Leather Quantity

Minimum order for fabric is 1 yard. Minimum order for leather is 1 hide (approx-

mately 50 sq. ft.).

##### California TB133 Fire Safety Code

The above seating products can be manufactured using the appropriate flame-retardant materials and fabric selections for compliance to California Technical Bulletin 133. Please contact KI customer service for fabric compliance. Not available with moisture barrier.

##### Construction

Frames of kiln-dried hardwood and laminated wood veneer. Cushioning of multiple densities of polyurethane foam and dacron fiber. Legs are solid aluminum turned and tapped for metal-to-metal connection, available in brushed aluminum - standard. Attached cushions.

#### SPECIAL SERVICES

##### Special Carton Marking

With specially marked information N/C

##### Shipping

Shipped **assembled freight prepaid f.o.b. High Point, North Carolina 27263** factory. Freight class #175.

Specifications and prices are subject to change without prior notice.



TEAC

- The absence of the ☐ indicates that no choice is required.
- Alpha-numeric characters in place of ☐ indicate that no other alternatives are available.

See pricing column for moisture barrier upcharge.





Approx. Packaged Weight	Grade C.O.M.	Grade C	Grade D	Grade E & C.O.L.	Grade F	Grade G	Grade H	Grade I	Grade J	Grade K	Grade L Leather	Grade M Leather	TB133 add to list price	Moisture Barrier add to list price
95.0#	\$ 2011	\$ 2059	\$ 2138	\$ 2231	\$ 2294	\$ 2420	\$ 2543	\$ 2707	\$ 3017	\$ 3333	\$ 3651	\$ 4276	\$ 450	\$ 256
95.0#	2093	2141	2217	2311	2375	2500	2622	2788	3098	3415	3730	4356	450	256

95.0#	\$ 2213	\$ 2262	\$ 2339	\$ 2435	\$ 2497	\$ 2621	\$ 2746	\$ 2909	\$ 3219	\$ 3536	\$ 3853	\$ 4479	\$ 450	\$ 256
95.0#	2294	2343	2420	2513	2577	2702	2825	2989	3301	3615	3934	4559	450	256

#### KENSINGTON MAPLE UPCHARGE

Kensington Maple requires extended leadtimes.

Model	
5713T/NC	\$10
5723WA/NC	\$10
5733WA/NC	\$10
5735WA/NC	\$10
5713T/FC	\$10
5723WA/FC	\$10
5733WA/FC	\$10
5735WA/FC	\$10

#### INFORMATION

##### C.O.M. Requirements

C.O.M. yardage requirements listed above are based on plain goods 54" wide. If less than 54" wide or fabrics requiring matching (stripes, plaids, prints, large patterns), additional yardage will be needed. Consult C.O.M. matrix on the Ordering C.O.M. and C.O.L. page for additional yardage needed. For C.O.M. fabric sent to KI-High Point on multiple rolls, add an additional yard of fabric per roll to the yardage requirements.

##### C.O.L. Requirements

Figure 18 sq. ft. of leather (C.O.L.) for each yard shown (i.e., 4.75 x 18 = 85.5 sq. ft.).

##### Contrasting Upholstery

When contrasting fabric is chosen, price at highest in-grade.

##### Minimum Fabric/Leather Quantity

Minimum order for fabric is 1 yard. Minimum order for leather is 1 hide (approx-

mately 50 sq. ft.).

##### California TB133 Fire Safety Code

The above seating products can be manufactured using the appropriate flame-retardant materials and fabric selections for compliance to California Technical Bulletin 133. Please contact KI customer service for fabric compliance. Not available with moisture barrier.

##### Construction

Frames of kiln-dried hardwood and laminated wood veneer. Cushioning of multiple densities of polyurethane foam and dacron fiber. Legs are solid aluminum turned and tapped for metal-to-metal connection, available in brushed aluminum - standard. Attached cushions.

#### SPECIAL SERVICES

##### Special Carton Marking

With specially marked information N/C

##### Shipping



Shipped **assembled freight prepaid f.o.b. High Point, North Carolina 27263** factory. Freight class #175.

Specifications and prices are subject to change without prior notice.



# Tea Cup™

Lobby and Lounge Seating

	Features	MODEL NUMBER									
		Basic Model	Non-Contrast or Fabric Contrast 1	Arm Cap	Wood Finish	Legs and/or Casters	Tablet Arm Type	Tablet Hole Cover	Lam. Color	Edge Color	
 <p>TEAC</p> <p><b>Lounge Chair with Laminate Tablet Arm - Non-Contrast 3.75 yd - LEFT FACING (Standard)</b></p> <ul style="list-style-type: none"> <li>Tea Cup tablet (BL): black top and T-molding edge (standard)</li> <li>Tea Cup tablet (LAM): select laminate</li> <li>Bowfront tablet (BFL): select laminate/edge color</li> <li>Teardrop tablet (TDL): select laminate/edge color</li> <li>Teardrop tablet (TDLE): T-molding edge</li> <li>Jessa tablet (JBL): black top and T-molding edge</li> </ul>	Tea Cup Tablet, Black	5713T/NC/LFT/BL	<input type="checkbox"/> <input type="checkbox"/> <input type="checkbox"/> <input type="checkbox"/>	<input type="checkbox"/> <input type="checkbox"/>	<input type="checkbox"/> <input type="checkbox"/>	<input type="checkbox"/> <input type="checkbox"/>	<input type="checkbox"/> <input type="checkbox"/>	<input type="checkbox"/> <input type="checkbox"/>			
	Tea Cup Tablet	5713T/NC/LFT/LAM	<input type="checkbox"/> <input type="checkbox"/> <input type="checkbox"/> <input type="checkbox"/>	<input type="checkbox"/> <input type="checkbox"/>	<input type="checkbox"/> <input type="checkbox"/>	<input type="checkbox"/> <input type="checkbox"/>	<input type="checkbox"/> <input type="checkbox"/>	<input type="checkbox"/> <input type="checkbox"/>	<input type="checkbox"/> <input type="checkbox"/>		
	Bowfront Tablet	5713T/NC/LFT/BFL	<input type="checkbox"/> <input type="checkbox"/> <input type="checkbox"/> <input type="checkbox"/>	<input type="checkbox"/> <input type="checkbox"/>	<input type="checkbox"/> <input type="checkbox"/>	<input type="checkbox"/> <input type="checkbox"/>	<input type="checkbox"/> <input type="checkbox"/>	<input type="checkbox"/> <input type="checkbox"/>	<input type="checkbox"/> <input type="checkbox"/>	<input type="checkbox"/> <input type="checkbox"/>	
	Teardrop Tablet	5713T/NC/LFT/TDL	<input type="checkbox"/> <input type="checkbox"/> <input type="checkbox"/> <input type="checkbox"/>	<input type="checkbox"/> <input type="checkbox"/>	<input type="checkbox"/> <input type="checkbox"/>	<input type="checkbox"/> <input type="checkbox"/>	<input type="checkbox"/> <input type="checkbox"/>	<input type="checkbox"/> <input type="checkbox"/>	<input type="checkbox"/> <input type="checkbox"/>	<input type="checkbox"/> <input type="checkbox"/>	
	Teardrop Tablet	5713T/NC/LFT/TDLE	<input type="checkbox"/> <input type="checkbox"/> <input type="checkbox"/> <input type="checkbox"/>	<input type="checkbox"/> <input type="checkbox"/>	<input type="checkbox"/> <input type="checkbox"/>	<input type="checkbox"/> <input type="checkbox"/>	<input type="checkbox"/> <input type="checkbox"/>	<input type="checkbox"/> <input type="checkbox"/>	<input type="checkbox"/> <input type="checkbox"/>		
	Jessa Tablet, Black	5713T/NC/LFT/JBL	<input type="checkbox"/> <input type="checkbox"/> <input type="checkbox"/> <input type="checkbox"/>	<input type="checkbox"/> <input type="checkbox"/>	<input type="checkbox"/> <input type="checkbox"/>	<input type="checkbox"/> <input type="checkbox"/>	<input type="checkbox"/> <input type="checkbox"/>	<input type="checkbox"/> <input type="checkbox"/>			
 <p>TEAC</p> <p><b>Lounge Chair with Laminate Tablet Arm - Non-Contrast 3.75 yd - RIGHT FACING</b></p> <ul style="list-style-type: none"> <li>Same tablet options as above</li> </ul>	Tea Cup Tablet, Black	5713T/NC/RFT/BL	<input type="checkbox"/> <input type="checkbox"/> <input type="checkbox"/> <input type="checkbox"/>	<input type="checkbox"/> <input type="checkbox"/>	<input type="checkbox"/> <input type="checkbox"/>	<input type="checkbox"/> <input type="checkbox"/>	<input type="checkbox"/> <input type="checkbox"/>	<input type="checkbox"/> <input type="checkbox"/>			
	Tea Cup Tablet	5713T/NC/RFT/LAM	<input type="checkbox"/> <input type="checkbox"/> <input type="checkbox"/> <input type="checkbox"/>	<input type="checkbox"/> <input type="checkbox"/>	<input type="checkbox"/> <input type="checkbox"/>	<input type="checkbox"/> <input type="checkbox"/>	<input type="checkbox"/> <input type="checkbox"/>	<input type="checkbox"/> <input type="checkbox"/>	<input type="checkbox"/> <input type="checkbox"/>		
	Bowfront Tablet	5713T/NC/RFT/BFL	<input type="checkbox"/> <input type="checkbox"/> <input type="checkbox"/> <input type="checkbox"/>	<input type="checkbox"/> <input type="checkbox"/>	<input type="checkbox"/> <input type="checkbox"/>	<input type="checkbox"/> <input type="checkbox"/>	<input type="checkbox"/> <input type="checkbox"/>	<input type="checkbox"/> <input type="checkbox"/>	<input type="checkbox"/> <input type="checkbox"/>	<input type="checkbox"/> <input type="checkbox"/>	
	Teardrop Tablet	5713T/NC/RFT/TDL	<input type="checkbox"/> <input type="checkbox"/> <input type="checkbox"/> <input type="checkbox"/>	<input type="checkbox"/> <input type="checkbox"/>	<input type="checkbox"/> <input type="checkbox"/>	<input type="checkbox"/> <input type="checkbox"/>	<input type="checkbox"/> <input type="checkbox"/>	<input type="checkbox"/> <input type="checkbox"/>	<input type="checkbox"/> <input type="checkbox"/>	<input type="checkbox"/> <input type="checkbox"/>	
	Teardrop Tablet	5713T/NC/RFT/TDLE	<input type="checkbox"/> <input type="checkbox"/> <input type="checkbox"/> <input type="checkbox"/>	<input type="checkbox"/> <input type="checkbox"/>	<input type="checkbox"/> <input type="checkbox"/>	<input type="checkbox"/> <input type="checkbox"/>	<input type="checkbox"/> <input type="checkbox"/>	<input type="checkbox"/> <input type="checkbox"/>	<input type="checkbox"/> <input type="checkbox"/>		
	Jessa Tablet, Black	5713T/NC/RFT/JBL	<input type="checkbox"/> <input type="checkbox"/> <input type="checkbox"/> <input type="checkbox"/>	<input type="checkbox"/> <input type="checkbox"/>	<input type="checkbox"/> <input type="checkbox"/>	<input type="checkbox"/> <input type="checkbox"/>	<input type="checkbox"/> <input type="checkbox"/>	<input type="checkbox"/> <input type="checkbox"/>			
			<b>A</b>	<b>B</b>	<b>C</b>	<b>D</b>	<b>E</b>	<b>F</b>	<b>G</b>	<b>H</b>	<b>I</b>

## HOW TO ORDER

Indicate the following information on order form:

- Quantity of each item.
- Model number, including options. See "How To Build a Model Number".
- Any special service required.

Note: • The ☐ indicates that a choice is required.

• The absence of the ☐ indicates that no choice is required.

• Alpha-numeric characters in place of ☐ indicate that no other alternatives are available.

## HOW TO BUILD A MODEL NUMBER

**A** Select basic model.

**B** Select non-contrast or fabric contrast 1.  
Refer to color addendum at ki.com or KI Fabrics & Finishes binder.

**C** Select wood armcaps.

**NWA** - No wood armcaps  
**WA** - Wood armcaps (per pair); add \$193

**D** Select wood finish color.  
Refer to color addendum at ki.com or KI Fabrics & Finishes binder.  
For Kensington Maple add upcharge.

**E** Select leg finish or casters.

**BRAL** - Brushed aluminum legs (standard)  
**POL** - Polished aluminum legs; add \$96  
**BLK** - Textured black legs; add \$96  
**PW** - Pewter legs; add \$96

**FCRBRAL** - Front casters, rear brushed aluminum legs; add \$96

**FCRPOL** - Front casters, rear polished aluminum legs; add \$96

**FCRBL** - Front casters, rear textured black legs; add \$96

**FCRPW** - Front casters, rear pewter legs; add \$96

**RCFBRAL** - Rear casters, front brushed aluminum legs; add \$96

**RCFPOL** - Rear casters, front polished aluminum legs; add \$96

**RCFBL** - Rear casters, front textured black legs; add \$96

**RCFPW** - Rear casters, front pewter legs; add \$96

**FRC** - Front/rear casters (price per pair); add \$193

**F** Select tablet type.

**RA** - Removable arm (standard)  
**NR** - Non-removable arm; add \$19  
**AT** - Articulating arm; add \$33

**G** Select tablet connection hole cover.

**NTP** - No tablet hole cover

**TP** - Tablet hole cover; add \$46

NTP is automatically selected if Non-removable Arm (NR) is chosen.

**H** Select laminate color.

Refer to color addendum at ki.com or KI Fabrics & Finishes binder.

**I** Select wood edge finish

Refer to color addendum at ki.com or KI Fabrics & Finishes binder.



[illegible]

## INFORMATION

Moisture Barrier	\$129
TB133	\$352

### C.O.M. Requirements

C.O.M. yardage requirements listed above are based on plain goods 54" wide. If less than 54" wide or fabrics requiring matching (stripes, plaids, prints, large patterns), additional yardage will be needed. Consult C.O.M. matrix on the Ordering C.O.M. and C.O.L. page for additional yardage needed. For C.O.M. fabric sent to KI-High Point on multiple rolls, add an additional yard of fabric per roll to the yardage requirements.

### C.O.L. Requirements

Figure 18 sq. ft. of leather (C.O.L.) for each yard shown (i.e.,  $4.75 \times 18 = 85.5$  sq. ft.).

### Contrasting Upholstery

**Contracting Epistolarity**  
When contrasting fabric is chosen, price at highest in-grade.

### Minimum Fabric/Leather Quantity

Minimum order for fabric is 1 yard. Minimum order for leather is 1 hide (approximately 50 sq. ft.).

## California TB133 Fire Safety Code

The above seating products can be manufactured using the appropriate flame retardant materials and fabric selections for compliance to California Technical Bulletin 133. Add "FR" to end of model number and add upcharge. Please contact KI customer service for fabric compliance. Not available with moisture barrier. Nano-Tex treatments can be used when TB133 is required.

### Tablet Arm

**Tablet Arm**  
 Tablet is left facing (right-handed) - standard. Tablet is figured laminated wood veneer bowfront - standard. Available in all standard KI wood finishes - specify. For tablet options/specifications, refer to table specifications. Tablet is removable - standard. Chair will be produced with left facing/right handed tablet unless reverse is

specified.

## Construction

Frames of kiln-dried hardwood and laminated wood veneer. Cushioning of multiple densities of polyurethane foam and dacron fiber. Legs are solid aluminum turned and tapped for metal-to-metal connection, available in brushed aluminum - standard. Attached cushions.

## KENSINGTON MAPLE UPCHARGE

Kensington Maple requires extended leadtimes.

Model	
5713T/NC	\$10
5723WA/NC	\$10
5733WA/NC	\$10
5735WA/NC	\$10
5713T/FC	\$10
5723WA/FC	\$10
5733WA/FC	\$10
5735WA/FC	\$10

## SPECIAL SERVICES

### Special Carton Marking

With specially marked information	N/C
-----------------------------------	-----

## Shipping

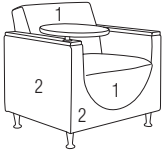
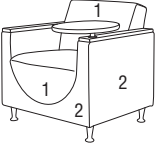
Shipped **assembled freight prepaid f.o.b.**  
**High Point, North Carolina 27263** factory.  
 Freight class #175.

Specifications and prices are subject to change without prior notice.



# Tea Cup™

Lobby and Lounge Seating

	Features	MODEL NUMBER										
		Basic Model	Non-Contrast or Fabric Contrast 1	Fabric Contrast 2	Arm Cap	Wood Finish	Legs and/or Casters	Tablet Arm Type	Tablet Hole Cover	Lam. Color	Edge Color	
 <p>TEAC</p> <p><b>Lounge Chair with Laminate Tablet Arm - Contrast - LEFT FACING (Standard)</b></p> <ul style="list-style-type: none"> <li>1 = Back and seat (Fabric Contrast 1) C.O.M. = 2.25 yd</li> <li>2 = Body (Fabric Contrast 2) C.O.M. = 3.5 yd</li> <li>Tea Cup tablet (BL): black top and T-molding edge (standard)</li> <li>Tea Cup tablet (LAM): select laminate</li> <li>Bowfront tablet (BFL): select laminate/edge color</li> <li>Teardrop tablet (TDL): select laminate/edge color</li> <li>Teardrop tablet (TDLE): T-molding edge</li> <li>Jessa tablet (JBL): black top and T-molding edge</li> </ul>	Tea Cup Tablet, Black	5713T/FC/LFT/BL	□□□□	□□□□	□□	□□	□□	□□	□□			
	Tea Cup Tablet	5713T/FC/LFT/LAM	□□□□	□□□□	□□	□□	□□	□□	□□	□□		
	Bowfront Tablet	5713T/FC/LFT/BFL	□□□□	□□□□	□□	□□	□□	□□	□□	□□	□□	
	Teardrop Tablet	5713T/FC/LFT/TDL	□□□□	□□□□	□□	□□	□□	□□	□□	□□	□□	
	Teardrop Tablet	5713T/FC/LFT/TDLE	□□□□	□□□□	□□	□□	□□	□□	□□	□□		
	Jessa Tablet, Black	5713T/FC/LFT/JBL	□□□□	□□□□	□□	□□	□□	□□	□□			
 <p>TEAC</p> <p><b>Lounge Chair with Laminate Tablet Arm - Contrast - RIGHT FACING</b></p> <ul style="list-style-type: none"> <li>1 = Back and seat (Fabric Contrast 1) C.O.M. = 2.25 yd</li> <li>2 = Body (Fabric Contrast 2) C.O.M. = 3.5 yd</li> <li>Same tablet options as above</li> </ul>	Tea Cup Tablet, Black	5713T/FC/RFT/BL	□□□□	□□□□	□□	□□	□□	□□	□□			
	Tea Cup Tablet	5713T/FC/RFT/LAM	□□□□	□□□□	□□	□□	□□	□□	□□	□□		
	Bowfront Tablet	5713T/FC/RFT/BFL	□□□□	□□□□	□□	□□	□□	□□	□□	□□	□□	
	Teardrop Tablet	5713T/FC/RFT/TDL	□□□□	□□□□	□□	□□	□□	□□	□□	□□	□□	
	Teardrop Tablet	5713T/FC/RFT/TDLE	□□□□	□□□□	□□	□□	□□	□□	□□	□□		
	Jessa Tablet, Black	5713T/FC/RFT/JBL	□□□□	□□□□	□□	□□	□□	□□	□□			
<div style="display: flex; justify-content: space-around; font-weight: bold;"> <span>A</span><span>B</span><span>C</span><span>D</span><span>E</span><span>F</span><span>G</span><span>H</span><span>I</span><span>J</span> </div>												

## HOW TO ORDER

Indicate the following information on order form:

- Quantity of each item.
- Model number, including options. See "How To Build a Model Number".
- Any special service required.

Note: • The □ indicates that a choice is required.

- The absence of the □ indicates that no choice is required.
- Alpha-numeric characters in place of □ indicate that no other alternatives are available.

## HOW TO BUILD A MODEL NUMBER

**A** Select basic model.

**B** Select non-contrast or fabric contrast 1.  
Refer to color addendum at ki.com or KI Fabrics & Finishes binder.

**C** Select fabric contrast 2.  
Refer to color addendum at ki.com or KI Fabrics & Finishes binder.

**D** Select wood armcaps.  
**NWA** - No wood armcaps  
**WA** - Wood armcaps (per pair); add \$193

**E** Select wood finish color.  
Refer to color addendum at ki.com or KI Fabrics & Finishes binder.  
For Kensington Maple add upcharge.

**F** Select leg finish or casters.  
**BRAL** - Brushed aluminum legs (standard)

**POL** - Polished aluminum legs; add \$96

**BLK** - Textured black legs; add \$96

**PW** - Pewter legs; add \$96

**FCRBRAL** - Front casters, rear brushed aluminum legs; add \$96

**FCRPOL** - Front casters, rear polished aluminum legs; add \$96

**FCRBL** - Front casters, rear textured black legs; add \$96

**FCRPW** - Front casters, rear pewter legs; add \$96

**RCFBRAL** - Rear casters, front brushed aluminum legs; add \$96

**RCFPOL** - Rear casters, front polished aluminum legs; add \$96

**RCFBL** - Rear casters, front textured black legs; add \$96

**RCFPW** - Rear casters, front pewter legs; add \$96

**FRC** - Front/rear casters (price per pair); add \$193

**G** Select tablet type.  
**RA** - Removable arm (standard)

**NR** - Non-removable arm; add

\$19

**AT** - Articulating arm; add

\$33

**H** Select tablet connection hole cover.

**NTP** - No tablet hole cover

**TP** - Tablet hole cover; add

\$46

NTP is automatically selected if Non-removable Arm (NR) is chosen.

**I** Select laminate color.

Refer to color addendum at ki.com or KI Fabrics & Finishes binder.

**J** Select wood edge finish

Refer to color addendum at ki.com or KI Fabrics & Finishes binder.





Approx. Packaged Weight	Grade C.O.M.	Grade C	Grade D	Grade E & C.O.L.	Grade F	Grade G	Grade H	Grade I	Grade J	Grade K	Grade L Leather	Grade M Leather
70.0#	\$ 1795	\$ 1825	\$ 1882	\$ 1953	\$ 1996	\$ 2082	\$ 2169	\$ 2283	\$ 2512	\$ 2734	\$ 2958	\$ 3401
70.0#	1795	1825	1882	1953	1996	2082	2169	2283	2512	2734	2958	3401
70.0#	1853	1883	1940	2011	2055	2140	2227	2341	2572	2793	3016	3460
70.0#	1853	1883	1940	2011	2055	2140	2227	2341	2572	2793	3016	3460
70.0#	1891	1921	1978	2048	2092	2176	2263	2378	2608	2829	3053	3498
70.0#	1853	1883	1940	2011	2055	2140	2227	2341	2572	2793	3016	3460

70.0#	\$ 1795	\$ 1825	\$ 1882	\$ 1953	\$ 1996	\$ 2082	\$ 2169	\$ 2283	\$ 2512	\$ 2734	\$ 2958	\$ 3401
70.0#	1795	1825	1882	1953	1996	2082	2169	2283	2512	2734	2958	3401
70.0#	1853	1883	1940	2011	2055	2140	2227	2341	2572	2793	3016	3460
70.0#	1853	1883	1940	2011	2055	2140	2227	2341	2572	2793	3016	3460
70.0#	1891	1921	1978	2048	2092	2176	2263	2378	2608	2829	3053	3498
70.0#	1853	1883	1940	2011	2055	2140	2227	2341	2572	2793	3016	3460

## INFORMATION

Moisture Barrier	\$129
TB133	\$352

### C.O.M. Requirements

C.O.M. yardage requirements listed above are based on plain goods 54" wide. If less than 54" wide or fabrics requiring matching (stripes, plaids, prints, large patterns), additional yardage will be needed. Consult C.O.M. matrix on the Ordering C.O.M. and C.O.L. page for additional yardage needed. For C.O.M. fabric sent to KI-High Point on multiple rolls, add an additional yard of fabric per roll to the yardage requirements.

### C.O.L. Requirements

Figure 18 sq. ft. of leather (C.O.L.) for each yard shown (i.e., 4.75 x 18 = 85.5 sq. ft.).

### Contrasting Upholstery

When contrasting fabric is chosen, price at highest in-grade.

### Minimum Fabric/Leather Quantity

Minimum order for fabric is 1 yard. Minimum order for leather is 1 hide (approximately 50 sq. ft.).

### California TB133 Fire Safety Code

The above seating products can be manufactured using the appropriate flame-retardant materials and fabric selections for compliance to California Technical Bulletin 133. Add "FR" to end of model number and add upcharge. Please contact KI customer service for fabric compliance. Not available with moisture barrier. Nano-Tex treatments can be used when TB133 is required.

### Tablet Arm

Tablet is left facing (right-handed) - standard. Tablet is figured laminated wood veneer bowfront - standard. Available in all standard KI wood finishes - specify. For tablet options/specifications, refer to table specifications. Tablet is removable - standard. Chair will be produced with left facing/right handed tablet unless reverse is

specified.

### Construction

Frames of kiln-dried hardwood and laminated wood veneer. Cushioning of multiple densities of polyurethane foam and dacron fiber. Legs are solid aluminum turned and tapped for metal-to-metal connection, available in brushed aluminum - standard. Attached cushions.

### KENSINGTON MAPLE UPCHARGE

Kensington Maple requires extended leadtimes.

Model	
5713T/NC	\$10
5723WA/NC	\$10
5733WA/NC	\$10
5735WA/NC	\$10
5713T/FC	\$10
5723WA/FC	\$10
5733WA/FC	\$10
5735WA/FC	\$10

## SPECIAL SERVICES

### Special Carton Marking

With specially marked information N/C

### Shipping

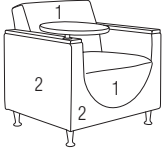
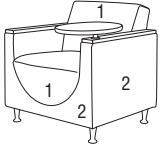
Shipped **assembled freight prepaid f.o.b. High Point, North Carolina 27263** factory. Freight class #175.

Specifications and prices are subject to change without prior notice.



## Tea Cup™

Lobby and Lounge Seating

	Features	MODEL NUMBER									Approx. Packaged Weight
		Basic Model	Non-Contrast or Fabric Contrast 1	Fabric Contrast 2	Arm Cap	Wood Finish	Legs and/or Casters	Tablet Arm Type	Tablet Hole Cover	Veneer Color	
TEAC	Bowfront Tablet	5713T/NC/LFT/BFV	□□□□		□□	□□	□□	□□	□□	□□	70.0#
	Teardrop Tablet	5713T/NC/LFT/TDV	□□□□		□□	□□	□□	□□	□□	□□	70.0#
<b>Lounge Chair with Veneer Tablet Arm - Non-Contrast 3.75 yd - LEFT FACING (Standard)</b>											
TEAC	Bowfront Tablet	5713T/NC/RFT/BFV	□□□□		□□	□□	□□	□□	□□	□□	70.0#
	Teardrop Tablet	5713T/NC/RFT/TDV	□□□□		□□	□□	□□	□□	□□	□□	70.0#
<b>Lounge Chair with Veneer Tablet Arm - Non-Contrast 3.75 yd - RIGHT FACING</b>											
	Bowfront Tablet	5713T/FC/LFT/BFV	□□□□	□□□□	□□	□□	□□	□□	□□	□□	70.0#
	Teardrop Tablet	5713T/FC/LFT/TDV	□□□□	□□□□	□□	□□	□□	□□	□□	□□	70.0#
<b>Lounge Chair with Veneer Tablet Arm - Contrast - LEFT FACING (Standard)</b> • 1 = Back and seat (Fabric Contrast 1) C.O.M. = 2.25 yd • 2 = Body (Fabric Contrast 2) C.O.M. = 3.5 yd											
	Bowfront Tablet	5713T/FC/RFT/BFV	□□□□	□□□□	□□	□□	□□	□□	□□	□□	70.0#
	Teardrop Tablet	5713T/FC/RFT/TDV	□□□□	□□□□	□□	□□	□□	□□	□□	□□	70.0#
<b>Lounge Chair with Veneer Tablet Arm - Contrast - RIGHT FACING</b> • 1 = Back and seat (Fabric Contrast 1) C.O.M. = 2.25 yd • 2 = Body (Fabric Contrast 2) C.O.M. = 3.5 yd											
			<b>A</b>	<b>B</b>	<b>C</b>	<b>D</b>	<b>E</b>	<b>F</b>	<b>G</b>	<b>H</b>	<b>I</b>

## HOW TO ORDER

Indicate the following information on order form:

- Quantity of each item.
- Model number, including options. See "How To Build a Model Number".
- Any special service required.

Note: • The □ indicates that a choice is required.

- The absence of the □ indicates that no choice is required.
- Alpha-numeric characters in place of □ indicate that no other alternatives are available.

## HOW TO BUILD A MODEL NUMBER

**A** Select basic model.

**B** Select non-contrast or fabric contrast 1. Refer to color addendum at ki.com or KI Fabrics & Finishes binder.

**C** Select fabric contrast 2. Refer to color addendum at ki.com or KI Fabrics & Finishes binder.

**D** Select wood armcaps.  
**NWA** - No wood armcaps  
**WA** - Wood armcaps (per pair); add \$193

**E** Select wood finish color. Refer to color addendum at ki.com or KI Fabrics & Finishes binder. For Kensington Maple add upcharge.

**F** Select leg finish or casters.  
**BRAL** - Brushed aluminum legs (standard)

**POL** - Polished aluminum legs; add \$96

**BLK** - Textured black legs; add \$96

**PW** - Pewter legs; add \$96

**FCRBRAL** - Front casters, rear brushed aluminum legs; add \$96

**FCRPOL** - Front casters, rear polished aluminum legs; add \$96

**FCRBL** - Front casters, rear textured black legs; add \$96

**FCRPW** - Front casters, rear pewter legs; add \$96

**RCFBRAL** - Rear casters, front brushed aluminum legs; add \$96

**RCFPOL** - Rear casters, front polished aluminum legs; add \$96

**RCFBL** - Rear casters, front textured black legs; add \$96

**RCFPW** - Rear casters, front pewter legs; add \$96

**FRC** - Front/rear casters (price per pair); add \$193

**G** Select tablet type.  
**RA** - Removable arm (standard)

**NR** - Non-removable arm; add

\$19

**AT** - Articulating arm; add

\$33

**H** Select tablet connection hole cover.

**NTP** - No tablet hole cover

**TP** - Tablet hole cover; add

\$46

NTP is automatically selected if Non-removable Arm (NR) is chosen.

**I** Select veneer color. Refer to color addendum at ki.com or KI Fabrics & Finishes binder.





Grade C.O.M.	Grade C	Grade D	Grade E & C.O.L.	Grade F	Grade G	Grade H	Grade I	Grade J	Grade K	Grade L Leather	Grade M Leather
\$ 1838	\$ 1868	\$ 1925	\$ 1995	\$ 2039	\$ 2124	\$ 2210	\$ 2326	\$ 2555	\$ 2775	\$ 3000	\$ 3444
1838	1868	1925	1995	2039	2124	2210	2326	2555	2775	3000	3444
\$ 1838	\$ 1868	\$ 1925	\$ 1995	\$ 2039	\$ 2124	\$ 2210	\$ 2326	\$ 2555	\$ 2775	\$ 3000	\$ 3444
1838	1868	1925	1995	2039	2124	2210	2326	2555	2775	3000	3444
\$ 1891	\$ 1921	\$ 1978	\$ 2048	\$ 2092	\$ 2176	\$ 2263	\$ 2378	\$ 2608	\$ 2829	\$ 3053	\$ 3498
1891	1921	1978	2048	2092	2176	2263	2378	2608	2829	3053	3498
\$ 1891	\$ 1921	\$ 1978	\$ 2048	\$ 2092	\$ 2176	\$ 2263	\$ 2378	\$ 2608	\$ 2829	\$ 3053	\$ 3498
1891	1921	1978	2048	2092	2176	2263	2378	2608	2829	3053	3498

## INFORMATION

Moisture Barrier \$129  
TB133 \$352

### C.O.M. Requirements

C.O.M. yardage requirements listed above are based on plain goods 54" wide. If less than 54" wide or fabrics requiring matching (stripes, plaids, prints, large patterns), additional yardage will be needed. Consult C.O.M. matrix on the Ordering C.O.M. and C.O.L. page for additional yardage needed. For C.O.M. fabric sent to KI-High Point on multiple rolls, add an additional yard of fabric per roll to the yardage requirements.

### C.O.L. Requirements

Figure 18 sq. ft. of leather (C.O.L.) for each yard shown (i.e., 4.75 x 18 = 85.5 sq. ft.).

### Contrasting Upholstery

When contrasting fabric is chosen, price at highest in-grade.

### Minimum Fabric/Leather Quantity

Minimum order for fabric is 1 yard. Minimum order for leather is 1 hide (approximately 50 sq. ft.).

### California TB133 Fire Safety Code

The above seating products can be manufactured using the appropriate flame-retardant materials and fabric selections for compliance to California Technical Bulletin 133. Add "FR" to end of model number and add upcharge. Please contact KI customer service for fabric compliance. Not available with moisture barrier. Nano-Tex treatments can be used when TB133 is required.

### Tablet Arm

Tablet is left facing (right-handed) - standard. Tablet is figured laminated wood veneer bowfront - standard. Available in all standard KI wood finishes - specify. For tablet options/specifications, refer to table specifications. Tablet is removable - standard. Chair will be produced with left facing/right handed tablet unless reverse is

specified.

### Construction

Frames of kiln-dried hardwood and laminated wood veneer. Cushioning of multiple densities of polyurethane foam and dacron fiber. Legs are solid aluminum turned and tapped for metal-to-metal connection, available in brushed aluminum - standard. Attached cushions.

### KENSINGTON MAPLE UPCHARGE

Kensington Maple requires extended leadtimes.

Model	
5713T/NC	\$10
5723WA/NC	\$10
5733WA/NC	\$10
5735WA/NC	\$10
5713T/FC	\$10
5723WA/FC	\$10
5733WA/FC	\$10
5735WA/FC	\$10

## SPECIAL SERVICES

### Special Carton Marking

With specially marked information N/C

### Shipping

Shipped **assembled freight prepaid f.o.b. High Point, North Carolina 27263** factory. Freight class #175.

Specifications and prices are subject to change without prior notice.



# Three®

General Information-Benches



Three Bench

Features	
Glides	•
Upholstery	•
Dimensions	
Overall width (48" seat)	52-1/2"
Overall width (60" seat)	64-1/2"
Overall depth	23"
Overall height	21-1/4"

SPECIFICATIONS

**Complimentary Furniture**  
The following guest chairs offer complimentary furniture that creates continuity and a cohesive look throughout a facility. These complimentary pieces can be found in other sections of the KI price list.

GRAND SALON BENCH - Grand Salon® Lounge

NEENA BENCH - Neena™ Lounge

THREE BENCH - Three Lounge, Three Healthcare, Three Multiple

UPHOLSTERY INFORMATION

**C.O.M. Fabric**  
For C.O.M. fabric sent to KI-High Point on multiple rolls, add an additional yard of fabric per roll to the yardage requirements. Multiple rolls have shorter pieces of fabric on them and do not allow nesting and stack-

ing of the fabric to achieve the best yield as is done with one large roll. This results in yardage shortages and requests for additional fabric from the client, which can hold up the order. For each roll that is sent, one yard needs to be added and needs to be added to one of the rolls, not separately.

**Fabric Disclaimer**  
Fabric will be applied as swatched by the fabric manufacturer. Fabric that is required to be applied differently than is swatched will need a Special Cost Request written specifying the direction the fabric is to be applied. The posted standard lead time will apply to the Special Cost Request.

FINISH INFORMATION

**SPECIAL FINISH MATCHES**  
KI can match special finish requests at an upcharge of \$64 List per item, up to 12 or a maximum charge of \$771 List per order per color. Special finish requests must be sent to your KI customer service representative.

Upon receipt from KI, the finishing department will prepare a "strike-off" which will be sent to the customer for approval.

The approval form accompanying the strike-off should be faxed to your KI customer service representative. Upon receipt of the signed approval form, KI will proceed with the order. Disapproved samples may be sent back to KI directly with an explanation of disapproval. A Special Finish Number (SFN) will be assigned to this finish sample for future reference or reorders





---

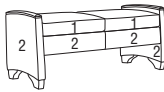
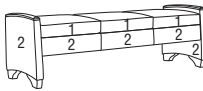
**INFORMATION****Warranty**

Refer to KI Terms & Conditions document  
or visit [ki.com](http://ki.com)



# Three®

Benches

				MODEL NUMBER						
				Basic Model	Non-Contrast or Fabric Contrast 1	Fabric Contrast 2	Wood Finish	TB133	Moisture Barrier	
MODEL	Features	COM								
 THBN	<b>Bench - 48" Seat Width</b> <ul style="list-style-type: none"><li>1 = Seat (Fabric Contrast 1) C.O.M. = 2 yd</li><li>2 = Arm end panels (Fabric Contrast 2) C.O.M. = 2 yd</li></ul>	Non-contrast	3.25 yd	TB48/NC	□□□□		□□□	□□□	□□□	
		Contrast		TB48/FC	□□□□	□□□□	□□□	□□□	□□□	
 THBN	<b>Bench - 60" Seat Width</b> <ul style="list-style-type: none"><li>1 = Seat (Fabric Contrast 1) C.O.M. = 2.5 yd</li><li>2 = Arm end panels (Fabric Contrast 2) C.O.M. = 2.5 yd</li></ul>	Non-contrast	4.25 yd	TB60/NC	□□□□		□□□	□□□	□□□	
		Contrast		TB60/FC	□□□□	□□□□	□□□	□□□	□□□	
				<b>A</b>	<b>B</b>	<b>C</b>	<b>D</b>	<b>E</b>	<b>F</b>	

## HOW TO ORDER

- Indicate the following information on order form:
- Quantity of each item.
  - Model number, including options. See "How To Build a Model Number".
  - Any special service required.

Note:

- The □ indicates that a choice is required.
- The absence of the □ indicates that no choice is required.
- Alpha-numeric characters in place of □ indicate that no other alternatives are available.

## HOW TO BUILD A MODEL NUMBER

- A** Select basic model.
- B** Select non-contrast or fabric contrast 1. Refer to color addendum at ki.com or KI Fabrics & Finishes binder.
- C** Select fabric contrast 2. Refer to color addendum at ki.com or KI Fabrics & Finishes binder.
- D** Select wood finish color. Refer to color addendum at ki.com or KI Fabrics & Finishes binder. For Kensington Maple add upcharge.
- E** Select fire code.  
**NFR** - Compliance to TB 117-2013  
**FR** - Compliance to TB 133  
See pricing column for TB133 upcharge.
- F** Select moisture barrier.  
**NMB** - No moisture barrier  
**MB** - Moisture barrier

See pricing column for moisture barrier upcharge.

## KENSINGTON MAPLE UPCHARGE

Kensington Maple requires extended leadtimes.

Model

TB48/NC	\$30
TB60/NC	\$30
TB48/FC	\$30
TB60/FC	\$30





Approx. Packaged Weight	Grade C.O.M.	Grade C	Grade D	Grade E & C.O.L.	Grade F	Grade G	Grade H	Grade I	Grade J	Grade K	Grade L Leather	Grade M Leather	TB133 add to list price	Moisture Barrier add to list price
55.0#	\$ 1376	\$ 1401	\$ 1439	\$ 1490	\$ 1521	\$ 1586	\$ 1653	\$ 1730	\$ 1894	\$ 2048	\$ 2219	\$ 2543	\$ 270	\$ 152
55.0#	1436	1462	1500	1550	1583	1648	1714	1791	1955	2110	2280	2603	270	152
70.0#	\$ 1667	\$ 1700	\$ 1751	\$ 1816	\$ 1857	\$ 1941	\$ 2027	\$ 2132	\$ 2344	\$ 2585	\$ 2767	\$ 3192	\$ 345	\$ 189
70.0#	1728	1760	1814	1877	1918	2002	2087	2193	2403	2645	2828	3253	345	189

## INFORMATION

### C.O.M. Requirements

C.O.M. yardage requirements listed above are based on plain goods 54" wide. If less than 54" wide or fabrics requiring matching (stripes, plaids, prints, large patterns), additional yardage will be needed. Consult C.O.M. matrix on the Ordering C.O.M. and C.O.L. page for additional yardage needed. For C.O.M. fabric sent to KI-High Point on multiple rolls, add an additional yard of fabric per roll to the yardage requirements.

### C.O.L. Requirements

Figure 18 sq. ft. of leather (C.O.L.) for each yard shown (i.e., 4.75 x 18 = 85.5 sq. ft.).

### Contrasting Upholstery

When contrasting fabric is chosen, price at highest in-grade.

### Minimum Fabric/Leather Quantity

Minimum order for fabric is 1 yard. Minimum order for leather is 1 hide (approx-

mately 50 sq. ft.).

### California TB133 Fire Safety Code

The above seating products can be manufactured using the appropriate flame-retardant materials and fabric selections for compliance to California Technical Bulletin 133. Please contact KI customer service for fabric compliance. Not available with moisture barrier.

### Construction

Seat frames constructed of welded structural steel. Backs constructed from formed plywood. Arms are a combination of kiln-dried hardwood and plywood. Exposed parts are hardwood. Cushions of multiple densities of polyurethane foam. Seats and backs are field replaceable - standard.

## SPECIAL SERVICES

### Special Carton Marking

With specially marked information N/C

### Shipping

Shipped **assembled unless replacement parts which ship k.d. freight prepaid High Point, North Carolina 27263** factory. Freight class #175.

Specifications and prices are subject to change without prior notice.



## Index

Model No.	Description	Page	Model No.	Description	Page
1220/NC	Lobby and Lounge Seating: Ottoman	102	1433UW/NC	Parlor: Loveseat with Upholstered Back, Wood Leg Base	72
1223/NC	Lobby and Lounge Seating: Chair and a Half	102	1443-AR	Replacement Parts: Loveseat or Sofa - Arms (pair)	76
1223WB/NC	Lobby and Lounge Seating: Chair and a Half Wood Base	104	1443-BK	Replacement Parts: Sofa - Replacement Interior Back	76
1313T/NC	Lobby and Lounge Seating: Lounge Chair w/Tablet	106	1443-ST	Replacement Parts: Sofa - Replacement Seat	76
1313TWB/NC	Lobby and Lounge Seating: Lounge Chair w/Tablet and Wood Base	108	1443US/NC	Lounge: Lounge Sofa with Upholstered Back, Sled Base	70
1323/NC	Lobby and Lounge Seating: Lounge Chair	102	1443UW/NC	Parlor: Parlor Sofa with Upholstered Back, Wood Leg Base	72
1323WB/NC	Lobby and Lounge Seating: Lounge Chair Wood Base	104	5613T/FC/LFT/BFV	Lobby and Lounge Seating: Lounge Chair with Veneer Tablet Arm - Contrast - LEFT FACING (Standard)	62
1333/NC	Lobby and Lounge Seating: Loveseat	102	5613T/FC/LFT/JBL	Lobby and Lounge Seating: Lounge Chair with Laminate Tablet Arm - Contrast - LEFT FACING (Standard)	60
1333WB/NC	Lobby and Lounge Seating: Loveseat Wood Base	104	5613T/FC/RFT/BFV	Lobby and Lounge Seating: Lounge Chair with Veneer Tablet Arm - Contrast - RIGHT FACING	62
1343/NC	Lobby and Lounge Seating: Sofa	102	5613T/FC/RFT/JBL	Lobby and Lounge Seating: Lounge Chair with Laminate Tablet Arm - Contrast - RIGHT FACING	60
1343WB/NC	Lobby and Lounge Seating: Sofa Wood Base	104	5613T/NC/LFT/BFV	Lobby and Lounge Seating: Lounge Chair with Veneer Tablet Arm - Non-Contrast 4.5 yd - LEFT FACING	62
1350	Tables: Rectangular Coffee Table	110	5613T/NC/LFT/JBL	Lobby and Lounge Seating: Lounge Chair with Laminate Tablet Arm - Non-Contrast 4.5 yd - LEFT FACING (Standard)	58
1350C	Cube Tables: Rectangular Cube Coffee Table	112	5613T/NC/RFT/BFV	Lobby and Lounge Seating: Lounge Chair with Veneer Tablet Arm - Non-Contrast 4.5 yd - RIGHT FACING	62
1351	Tables: Rectangular End Table	110	5613T/NC/RFT/JBL	Lobby and Lounge Seating: Lounge Chair with Laminate Tablet Arm - Non-Contrast 4.5 yd - RIGHT FACING	58
1351C	Cube Tables: Rectangular Cube End Table	112	5623/NC	Lobby and Lounge Seating: Lounge Chair	56
1352	Tables: Rectangular Lamp Table	110	5633/NC	Lobby and Lounge Seating: Loveseat	56
1352C	Cube Tables: Rectangular Cube Lamp Table	112	5643/NC	Lobby and Lounge Seating: Sofa	56
1360	Tables: Square Coffee Table	110	5713T/FC/LFT/BFV	Lobby and Lounge Seating: Lounge Chair with Veneer Tablet Arm - Contrast - LEFT FACING (Standard)	150
1360C	Cube Tables: Square Cube Coffee Table	112	5713T/FC/LFT/BL	Lobby and Lounge Seating: Lounge Chair with Laminate Tablet Arm - Contrast - LEFT FACING (Standard)	148
1361	Tables: Square End Table	110	5713T/FC/RFT/BFV	Lobby and Lounge Seating: Lounge Chair with Veneer Tablet Arm - Contrast - RIGHT FACING	150
1361C	Cube Tables: Square Cube End Table	112	5713T/FC/RFT/BL	Lobby and Lounge Seating: Lounge Chair with Laminate Tablet Arm - Contrast - RIGHT FACING	148
1362	Tables: Square Lamp Table	110	5713T/NC/LFT/BFV	Lobby and Lounge Seating: Lounge Chair with Veneer Tablet Arm - Non-Contrast 3.75 yd - LEFT FACING	150
1362C	Cube Tables: Square Cube Lamp Table	112	5713T/NC/LFT/BL	Lobby and Lounge Seating: Lounge Chair with Laminate Tablet Arm - Non-Contrast 3.75 yd - LEFT FACING	146
1402S	Tables-Veneer: Lounge Small End Table Sled Base	82	5713T/NC/RFT/BFV	Lobby and Lounge Seating: Lounge Chair with Veneer Tablet Arm - Non-Contrast 3.75 yd - RIGHT FACING	150
1402W	Tables-Veneer: Parlor Small End Table, Wood Leg Base	82	5713T/NC/RFT/BL	Lobby and Lounge Seating: Lounge Chair with Laminate Tablet Arm - Non-Contrast 3.75 yd - RIGHT FACING	146
1404P	Tables-Veneer: Club Medium End Table, Pedestal Base	82	5723/NC	Lobby and Lounge Seating: Lounge Chair with Upholstered Arms	140
1404S	Tables-Veneer: Lounge Medium End Table, Sled Base	82	5723WA/NC	Lobby and Lounge: Lounge Chair with Wood Arms	140
1404W	Tables-Veneer: Parlor Medium End Table, Wood Leg Base	82	5733/NC	Lobby and Lounge: Loveseat w/ Uph Arms/Double Cushion	142
1407P	Tables-Veneer: Club Large End Table, Pedestal Base	84	5733WA/NC	Lobby and Lounge: Loveseat with Wood Arms/DbI Cushion	142
1407S	Tables-Veneer: Lounge Large End Table, Sled Base	84	5735/NC	Lobby and Lounge: Loveseat with Uph Arms/Single Cushion	144
1407W	Tables-Veneer: Parlor Large End Table, Wood Leg Base	84	5735WA/NC	Lobby and Lounge: Loveseat with Wood Arms/Sgle Cushion	144
1408S	Tables-Veneer: Lounge Obround Coffee Table, Sled Base	84	6123NW/NC	Lobby and Lounge Seating: Lounge Chair	16
1408W	Tables-Veneer: Parlor Obround Coffee Table, Wood Leg Base	84	6123WW/NC	Lobby and Lounge Seating: Lounge Chair with Welt	18
1412S	Tables-Laminate: Lounge Small End Table, Sled Base	78	613/NC	Lobby and Lounge Seating: Armless Chair	96
1412W	Tables-Laminate: Parlor Small End Table, Wood Leg Base	78	6133NW/NC	Lobby and Lounge Seating: Loveseat	16
1414P	Tables-Laminate: Club Medium End Table, Pedestal Base	78	6133WW/NC	Lobby and Lounge Seating: Loveseat with Welt	18
1414S	Tables-Laminate: Lounge Medium End Table, Sled Base	78	613T/FC	Lobby and Lounge Seating: Armless Chair w/Tablet Arm (Left Side Facing Only)-Contrast	98
1414W	Tables-Laminate: Parlor Medium End Table, Wood Leg Base	78	613T/NC	Lobby and Lounge Seating: Armless Chair w/Tablet Arm (Left Facing Only)-Non-Contrast 3.25yd	98
1417P	Tables-Laminate: Club Large End Table, Pedestal Base	80	6143NW/NC	Lobby and Lounge Seating: Sofa	16
1417S	Tables-Laminate: Lounge Large End Table, Sled Base	80			
1417W	Tables-Laminate: Parlor Large End Table, Wood Leg Base	80			
1418S	Tables-Laminate: Lounge Obround Coffee Table, Sled Base	80			
1418W	Tables-Laminate: Parlor Obround Coffee Table Wood Leg Base	80			
1420US	Lounge: Lounge Ottoman with Upholstered Shell, Sled Base	70			
1420UW	Parlor: Ottoman with Upholstered Shell, Wood Leg Base	72			
1420WS	Lounge: Ottoman with Wood Shell, Sled Base	70			
1423-AR	Replacement Parts: Lounge, Parlor or Club Chair Arms (pair)	76			
1423-BK	Replacement Parts: Lounge or Parlor Chair Interior Back	76			
1423-ST	Replacement Parts: Lounge, Parlor or Club Chair Seat	76			
1423P-BK	Replacement Parts: Club Chair - Replacement Interior Back	76			
1423PP/NC	Club: Club Chair with Painted Back, Pedestal Base	74			
1423UP/NC	Club: Club Chair with Upholstered Back, Pedestal Base	74			
1423US/NC	Lounge: Lounge Chair with Upholstered Back, Sled Base	68			
1423UW/NC	Parlor: Parlor Chair with Upholstered Back, Wood Leg Base	72			
1423WP/NC	Club: Club Chair with Exposed Wood Back, Pedestal Base	74			
1423WS/NC	Lounge: Lounge Chair with Exposed Wood Back, Sled Base	68			
1433-BK	Replacement Parts: Loveseat - Replacement Interior Back	76			
1433-ST	Replacement Parts: Loveseat - Replacement Seat	76			
1433US/NC	Lounge: Lounge Loveseat with Upholstered Back, Sled Base	68			





Model No.	Description	Page	Model No.	Description	Page
6143WW/NC	Lobby and Lounge Seating: Sofa with Welt	18		Arm - Right Facing	34
6623/NC	Lobby and Lounge Seating: Lounge Chair	88	H24T	Tables: 26 x 26 Laminate Table	34
6633/NC	Lobby and Lounge Seating: Loveseat	88	H25DT	Tables: 20 x 20 Docking Table	34
6643/NC	Lobby and Lounge Seating: Sofa	88	H33/NC	Lobby and Lounge Seating: 26 x 39 Armless Lounge	34
6713T/FC	Lobby and Lounge Seating: Chair with Tablet Arm - Contrast	24	H33A/NC	Lobby and Lounge Seating: 26 x 39 Armed Lounge	34
6713T/NC	Lobby and Lounge Seating: Lounge Chair with Tablet Arm	24	H33LB/NC	Lobby and Lounge Seating: 26 x 39 Laminate Back	
6723/NC	Lobby and Lounge Seating: Lounge Chair	22		Lounge - Left Facing Back	34
6733/NC	Lobby and Lounge Seating: Loveseat	22	H33LT/NC	Lobby and Lounge Seating: 26 x 39 Lounge with Tablet	
6743/NC	Lobby and Lounge Seating: Sofa	22		Arm - Left Facing	34
7948/NC	Benches: Bench - 48"	92	H33RB/NC	Lobby and Lounge Seating: 26 x 39 Laminate Back	
7960/NC	Benches: Bench - 60"	92		Lounge - Right Facing Back	34
823-AC	Replacement Parts: Medium Lounge Chair - Armcaps	126	H33RT/NC	Lobby and Lounge Seating: 26 x 39 Lounge with Tablet	
823-AL/LF	Replacement Parts: Medium Lounge Chair - Arm (Armless)	126		Arm - Right Facing	34
823-BK	Replacement Parts: Medium Lounge Chair - Back	126	H43/NC	Lobby and Lounge Seating: 26 x 78 Armless Lounge	34
823-CA/LF	Replacement Parts: Medium Lounge Chair - Arm (Closed)	126	H43A/NC	Lobby and Lounge Seating: 26 x 78 Armed Lounge	34
823-OA/LF	Replacement Parts: Medium Lounge Chair - Arm (Open)	126	H43LT/NC	Lobby and Lounge Seating: 26 x 78 Lounge with Tablet	
823-ST	Replacement Parts: Medium Lounge Chair - Seat	126		Arm - Left Facing	34
833-AC	Replacement Parts: Medium Loveseat - Armcaps	128	H43RT/NC	Lobby and Lounge Seating: 26 x 78 Lounge with Tablet	
833-AL/LF	Replacement Parts: Medium Loveseat - Arm (Armless)	128		Arm - Right Facing	34
833-BK	Replacement Parts: Medium Loveseat - Back	128	H45WI	Lobby and Lounge Seating: 45 Degree Wedge - Inside	48
833-CA/LF	Replacement Parts: Medium Loveseat - Arm (Closed)	128	H45WO	Lobby and Lounge Seating: 45 Degree Wedge - Outside	48
833-OA/LF	Replacement Parts: Medium Loveseat - Arm (Open)	128	H60WI	Lobby and Lounge Seating: 60 Degree Wedge - Inside	48
833-ST	Replacement Parts: Medium Loveseat - Seat	128	H60WO	Lobby and Lounge Seating: 60 Degree Wedge - Outside	48
843-AC	Replacement Parts: Medium Sofa - Armcaps	130	HUBGNR.BL	Replacements: Ganger Assembly	34
843-AL/LF	Replacement Parts: Medium Sofa - Arm (Armless)	130	PWRPYL.BL	Replacements: 3 Receptacle 2 USB Power Grommet	34
843-BK	Replacement Parts: Medium Sofa - Back	130	SA823/NC	Lobby and Lounge Seating: Medium Lounge Chair (Armless)	124
843-CA/LF	Replacement Parts: Medium Sofa - Arm (Closed Arm)	130	SA833/NC	Lobby and Lounge Seating: Medium Loveseat (Armless)	124
843-OA/LF	Replacement Parts: Medium Sofa - Arm (Open Arm)	130	SA843/NC	Lobby and Lounge Seating: Medium Sofa (Armless)	124
843-ST	Replacement Parts: Medium Sofa - Seat	130	SA923/NC	Lobby and Lounge Seating: Large Lounge Chair (Armless)	134
923-AL	Replacement Parts: Large Lounge Chair - Arm (Armless)	136	SA933/NC	Lobby and Lounge Seating: Large Loveseat (Armless)	134
923-BK	Replacement Parts: Large Lounge Chair - Back	136	SA943/NC	Lobby and Lounge Seating: Large Sofa (Armless)	134
923-CA/LF	Replacement Parts: Large Lounge Chair - Arm (Closed Arm)	136	SEFS.GLIDE	Replacement Parts: Table Glides	114
923-ST	Replacement Parts: Large Lounge Chair - Seat	136	SELA.GLIDE	Replacement Parts: Lounge Glides	114
933-AL	Replacement Parts: Large Loveseat - Arm (Armless)	136	SK24	Replacements: Replacement Privacy Screen for 26" Units	34
933-BK	Replacement Parts: Large Loveseat - Back	136	SK37	Replacements: Replacement Privacy Screen for 39" Units	34
933-CA/LF	Replacement Parts: Large Loveseat - Arm (Closed Arm)	136	SO823/NC	Lobby and Lounge Seating: Medium Lounge Chair	
933-ST	Replacement Parts: Large Loveseat - Seat	136		(Open Arms)	118
943-AL	Replacement Parts: Large Sofa - Arm (Armless)	136	SO833/NC	Lobby and Lounge Seating: Medium Loveseat (Open Arms)	118
943-BK	Replacement Parts: Large Sofa - Back	136	SO843/NC	Lobby and Lounge Seating: Medium Sofa (Open Arms)	118
943-CA/LF	Replacement Parts: Large Sofa - Arm (Closed Arm)	136	SP823/NC	Lobby and Lounge Seating: Medium Lounge Chair	
943-ST	Replacement Parts: Large Sofa - Seat	136		(Closed Arm)	120
A320-24300	Lobby and Lounge Seating: Oval Ottoman	12	SP833/NC	Lobby and Lounge Seating: Medium Loveseat (Closed Arm)	120
A320-36480	Lobby and Lounge Seating: Oval Ottoman	12	SP843/NC	Lobby and Lounge Seating: Medium Sofa (Closed Arm)	120
A320-36R	Lobby and Lounge Seating: Round Ottoman	12	SP923/NC	Lobby and Lounge Seating: Large Lounge Chair	
A323/NC	Lobby and Lounge Seating: Arm Chair	8		(Closed Arm)	132
A323A/NC	Lobby and Lounge Seating: Armless Chair	8	SP933/NC	Lobby and Lounge Seating: Large Loveseat (Closed Arm)	132
A323WA/NC	Lobby and Lounge Seating: Arm Chair with Caps	8	SP943/NC	Lobby and Lounge Seating: Large Sofa (Closed Arm)	132
A333/NC	Lobby and Lounge Seating: Loveseat with Arms	10	SS723/NC	Lobby and Lounge Seating: Medium Lounge Chair (7 Arm)	122
A333WA/NC	Lobby and Lounge Seating: Loveseat with Wood Armcaps	10	SS733/NC	Lobby and Lounge Seating: Medium Loveseat (7 Arm)	122
H13T	Tables: 13 x 26 Laminate Table	34	SS743/NC	Lobby and Lounge Seating: Medium Sofa (7 Arm)	122
H20	Lobby and Lounge Seating: 26 x 26 Upholstered Ottoman	48	TB48/NC	Benches: Bench - 48" Seat Width	154
H20B	Lobby and Lounge Seating: 26 x 26 Laminate Backless		TB60/NC	Benches: Bench - 60" Seat Width	154
	Lounge	34			
H20TL	Tables: Cloud Light and Table	34			
H23/NC	Lobby and Lounge Seating: 26 x 26 Armless Lounge	34			
H23A/NC	Lobby and Lounge Seating: 26 x 26 Armed Lounge	34			
H23B/NC	Lobby and Lounge Seating: 26 x 26 Laminate Back Lounge	34			
H23LT/NC	Lobby and Lounge Seating: 26 x 26 Lounge with Tablet				
	Arm - Left Facing	34			
H23RT/NC	Lobby and Lounge Seating: 26 x 26 Lounge with Tablet				





KI  
1330 Bellevue Street  
P.O. Box 8100  
Green Bay, Wisconsin 54308-8100  
1-800-424-2432  
[www.ki.com](http://www.ki.com)

KI and Furnishing Knowledge  
are registered trademarks  
of Krueger International, Inc.

© 2011 KI  
All Rights Reserved.  
Litho in USA.  
Code KI-11482R1/KI/VL/211