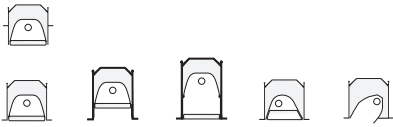
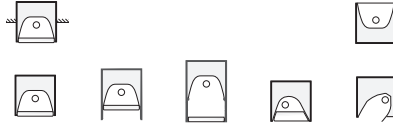
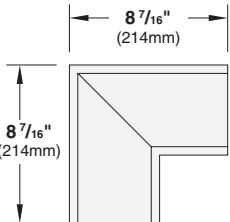
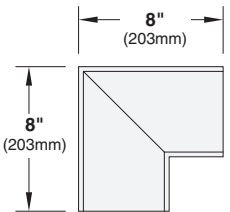
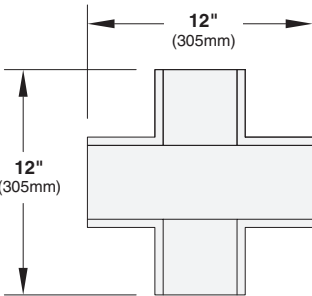
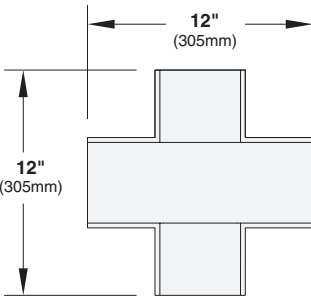
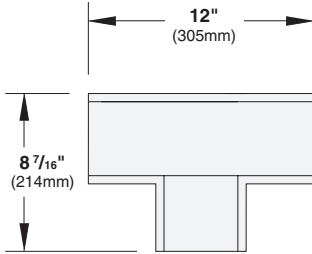
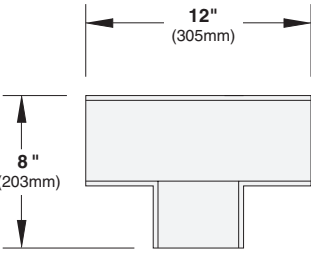


M100 Crosses, Tees and Corners



| | <p>For use with Recessed extrusion forms (Flanged extrusions for semi-recessed and recessed applications)</p>  | <p>For use with Multi-Mount extrusion forms (Flangeless* extrusions for surface, suspended, wall, semi recessed and recessed applications) *Includes Spackle Flange fixtures</p>  |
|---|---|---|
| <p>90° Elbow Ordering Code: L90</p> <p>Extruded aluminum elbows available for all M100 extruded forms. Dimensions shown as per specified fixture.</p> <p>Supplied with snap in aluminum covers to match fixture color.</p> | <p>M1S1, M1S2, M1R1, M1R2, M1N1, M1N2, M1B1, M1B2, M1RA1, M1RA2, M1W1, M1W2</p>  | <p>M1S0, M10, M1N0, M1B0, M1A, M11, M1W0</p>  |
| <p>90° Cross Ordering Code: X90</p> <p>Extruded aluminum crosses available for all M100 extruded forms.</p> <p>Supplied with snap in aluminum covers to match fixture color.</p> | <p>M1S1, M1S2, M1R1, M1R2, M1N1, M1N2, M1B1, M1B2, M1RA1, M1RA2, M1W1, M1W2</p>  | <p>M1S0, M10, M1N0, M1B0, M1A, M11, M1W0</p>  |
| <p>90° Tee Ordering Code: T90</p> <p>Extruded aluminum tees available for all M100 extruded forms. Dimensions shown as per specified fixture.</p> <p>Supplied with snap in aluminum covers to match fixture color.</p> | <p>M1S1, M1S2, M1R1, M1R2, M1N1, M1N2, M1B1, M1B2, M1RA1, M1RA2, M1W1, M1W2</p>  | <p>M1S0, M10, M1N0, M1B0, M1A, M11, M1W0</p>  |

Custom Connections

Custom Elbow Cat. #: **LC** (specify angle and supply configuration details)

Consult factory for custom Tees, Crosses or other custom configurations.

Note: Lit corners available, consult factory for details.