

:: workware™

Adaptable technology solutions for collaboration and sharing in a digital world.

START

Context

+ HOW IS THE NATURE OF WORK CHANGING?

Products


+ WHAT IS WORKWARE?

Interactions

+ HOW DOES WORKWARE FACILITATE COLLABORATION AND SHARING?

Applications

+ WHERE DOES WORKWARE WORK BEST?



HOW IS THE NATURE OF WORK CHANGING?





WORKWARE VIEW



WORKWARE CONNECT

⊕ WORKWARE VIEW

TABLE MOUNT

WALL MOUNT

MOBILE EASEL

⊕ WORKWARE CONNECT

TABLE MOUNT



TABLE MOUNT



MONITOR MOUNT

- Accommodates single or dual monitors without damaging table surface.
- Designed to work with Haworth Planes® Interior Leg tables or Reside® tables.

TABLE MOUNT



FRONT TRIM

- Hides cables and hardware to eliminate clutter.
- Color may be specified in all Haworth paint finishes.

TABLE MOUNT

SHROUD

- Conceals the back of the monitor for a cleaner aesthetic.
- Color may be specified in all Haworth paint finishes.



TABLE MOUNT




THREE SIZES


- Accommodates monitors from 40" to 55."
- LED monitors recommended.



WALL MOUNT



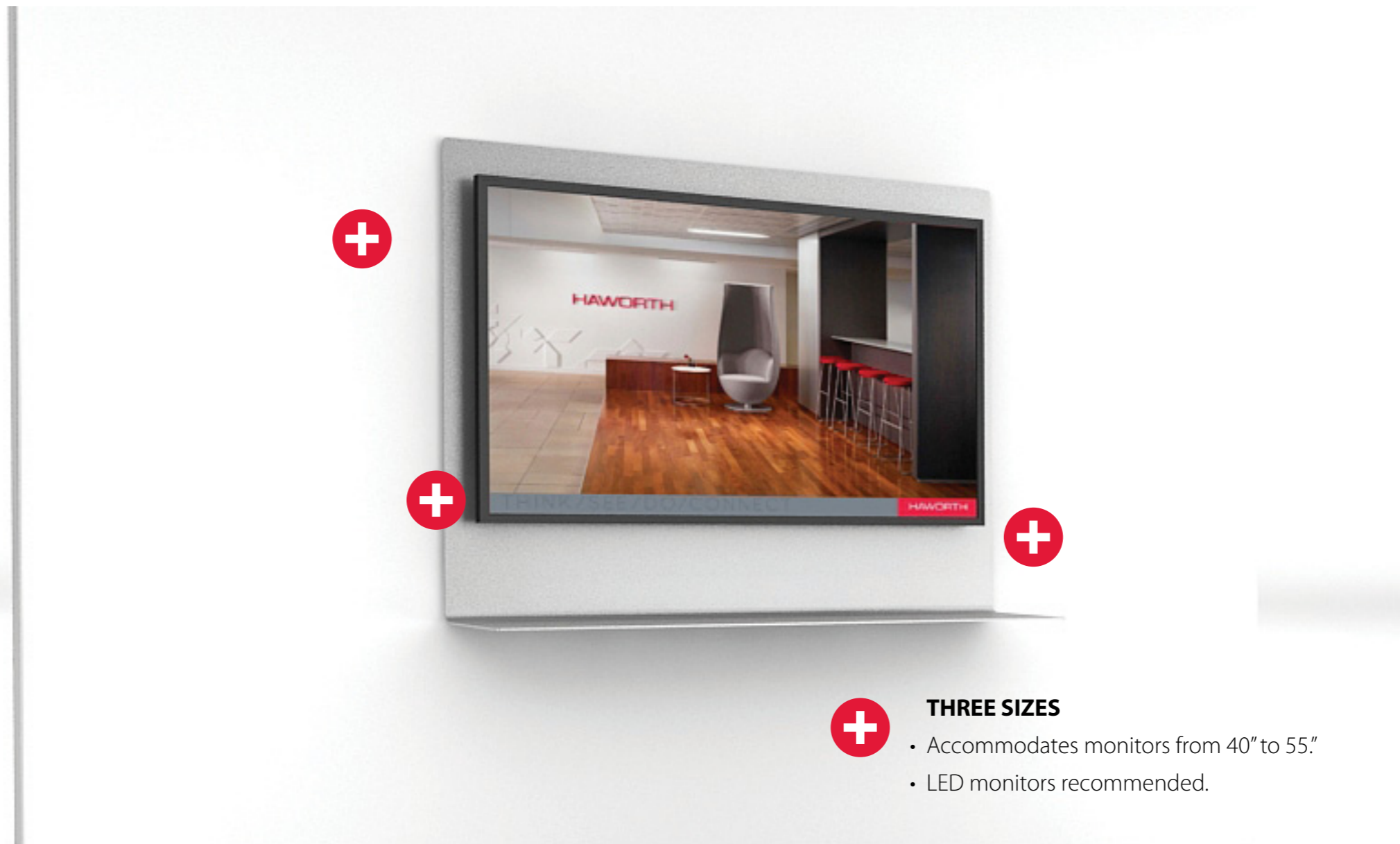
WALL MOUNT



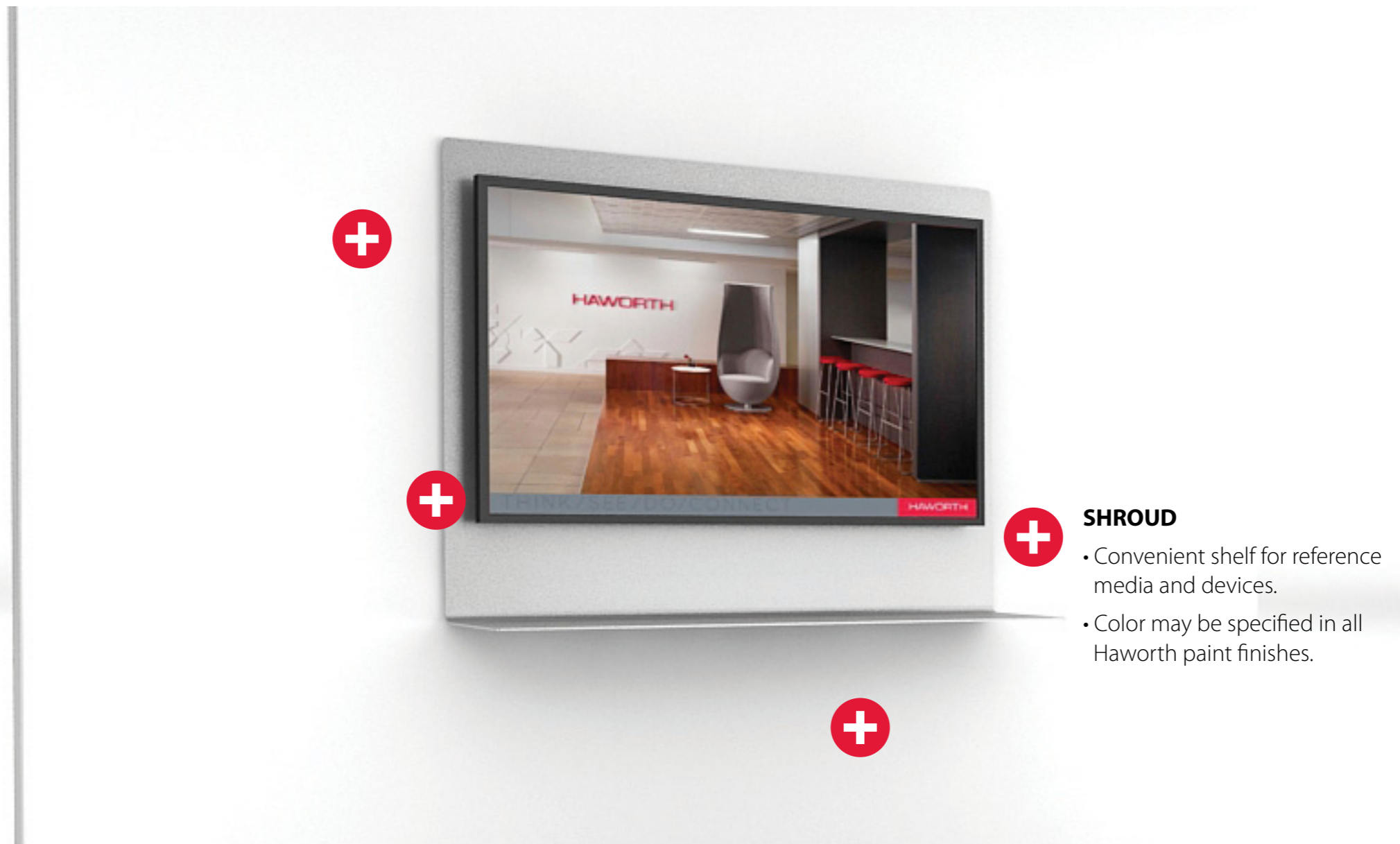
LIGHT BLOCK

Conceals the back of the monitor and cables for a cleaner aesthetic.

WALL MOUNT



WALL MOUNT



SHROUD

- Convenient shelf for reference media and devices.
- Color may be specified in all Haworth paint finishes.

WALL MOUNT

MOUNTING BRACKET

- Mounts to structural walls or Haworth Enclose® wall panels.
- Adjusts vertically in ½" increments.



MOBILE EASEL



MOBILE EASEL

VERSATILE

Easily combines with existing furniture by Haworth or others.



MOBILE EASEL



POWERED

- 110 v and USB charging options.
- Convenient shelf creates a handy phone recharging center.

MOBILE EASEL



PORTABLE

Moves between casual areas, formal conference spaces, and anywhere in between.

MOBILE EASEL

CONNECTED

Options include digital wired switching, wireless switching, or wireless with wired backup.



MOBILE EASEL




FINISH OPTIONS


Click on swatches to flip through examples




CEMENT TRIM/LAMINATE




CEMENT TRIM/WOOD



PLASTER TRIM/LAMINATE



PLASTER TRIM/FABRIC



PLASTER TRIM/WOOD

MOBILE EASEL




FINISH OPTIONS


Click on swatches to flip through examples




CEMENT TRIM/LAMINATE




CEMENT TRIM/WOOD



PLASTER TRIM/LAMINATE



PLASTER TRIM/FABRIC




PLASTER TRIM/WOOD

MOBILE EASEL




FINISH OPTIONS


Click on swatches to flip through examples




CEMENT TRIM/LAMINATE




CEMENT TRIM/WOOD



PLASTER TRIM/LAMINATE



PLASTER TRIM/FABRIC



PLASTER TRIM/WOOD

MOBILE EASEL




FINISH OPTIONS


Click on swatches to flip through examples




CEMENT TRIM/LAMINATE




CEMENT TRIM/WOOD



PLASTER TRIM/LAMINATE

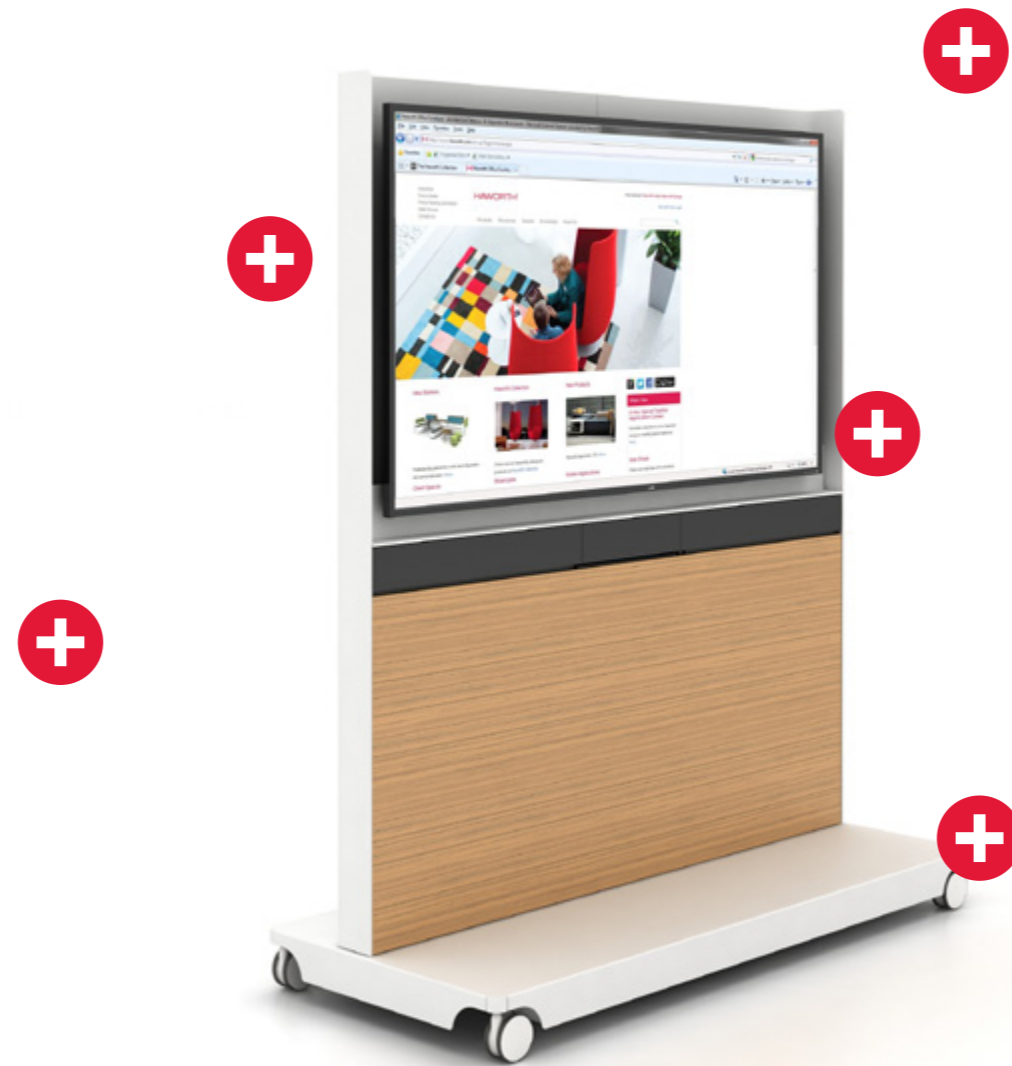


PLASTER TRIM/FABRIC




PLASTER TRIM/WOOD

MOBILE EASEL




FINISH OPTIONS


Click on swatches to flip through examples




CEMENT TRIM/LAMINATE




CEMENT TRIM/WOOD



PLASTER TRIM/LAMINATE



PLASTER TRIM/FABRIC



PLASTER TRIM/WOOD



WORKWARE CONNECT

DESIGN FEATURES

CONNECTIVITY OPTIONS

TECHNOLOGY ADVANTAGES

 AESTHETICS

 SIZES

 FINISHES

ANODIZED FINISH




CHARCOAL FINISH




GRAPHITE FINISH




SMOOTH PLASTER FINISH



AESTHETICS




AESTHETICS




+ Low profile sliding door complements any surface.

AESTHETICS



AESTHETICS



Can be retrofitted into
existing furniture.




SIZES

4-Port Narrow

4-Port Wide

6-Port Narrow

6-Port Wide




We understand that nothing about work today is one size fits all. So workware connect provides scalable options for connecting and sharing.

 BASIC WIRED

 WIRED WITH TOUCH CONTROL

 WIRELESS

 WIRELESS WITH WIRED BACK-UP



BASIC WIRED



- Users pass control to share content by passing a cable.
- Plug and play access. No software needed.

WIRED WITH TOUCH CONTROL



- Easy switching for up to four users. Simply touch a button on the interface module.
- Plug and play access. No software needed.
- Power relay available for monitor(s).

WIRELESS



- As secure as the user's network.
- An unlimited number of users on- or off-site can share content using on-screen controls.
- Quad View feature.
- Space design flexibility.

WIRELESS WITH WIRED BACK-UP



- As secure as the user's network.
- Connects an unlimited number of wireless users and up to four wired users.
- Quad View available for wireless users.
- Plug and play access for wired users.
- Power relay available for monitor(s).

A secure and fully supported technology solution, workware is hardware and software that builds on your existing infrastructure.

 DIGITAL

 MODULAR

 SECURE

 WIRELESS



DIGITAL



- Easy connections.
- Self-configures to most laptops, monitors, and mobile devices.
- Upgrades analog and VGA to digital signals; no conversions needed for HDMI.

WIRELESS



- Supports unlimited users.
- Quad view allows up to four users to share their screen at the same time.
- Software updates available through haworth.com

MODULAR



- Four sizes (2 wide, 2 narrow) fit most standard rectangular grommets.
- Can be retrofitted into existing furniture.
- Future upgrades are a snap.

SECURE



- As secure as the user's wireless network.
- Each session generates a unique 4-digit login code.
- Remote access is one-way (presenter only) to protect against eavesdropping.



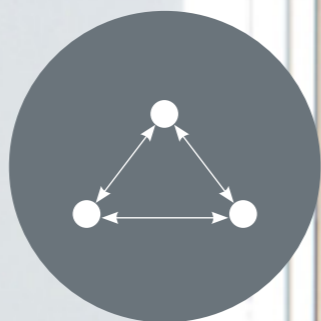
Work is an activity, not a place. And increasingly, it's a group activity. That's why workware supports various types of group interaction.

SHARING



Teams need to be able to share ideas fluidly without interrupting the collaborative process.

CONNECTING



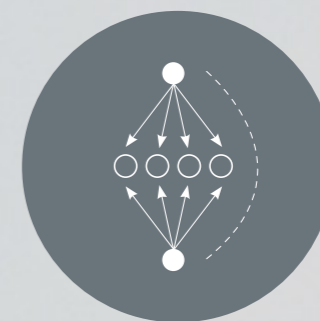
As collaboration becomes a given inside organizations, we're asking more of the tools that keep us connected.

COMPARING



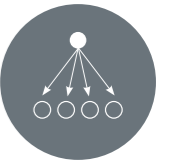
Creating together means making comparisons, drawing conclusions, and building consensus.

SWITCHING



Presentations are one-sided; collaboration often requires switching back and forth among multiple points of view.

SHARING



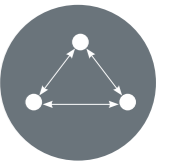
DIGITAL

Because it's fully digital, workware self-configures to practically any device, laptop, or monitor.

REMOTE

Wireless connectivity makes it easy to catch up on progress made by team members who work off site.

CONNECTING



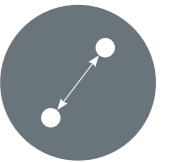
REAL TIME

Users in the same room or around the world can connect in real time.

SCALABLE

workware can facilitate face to-face or remote collaborations with groups of any size.

COMPARING



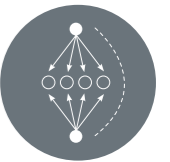
SIDE BY SIDE

Wireless (with Quad View) or wired (with dual monitors) allow side-by-side comparison of data.

TACTICAL

Teams working on tactical objectives and deliverables need to compare notes often.

SWITCHING



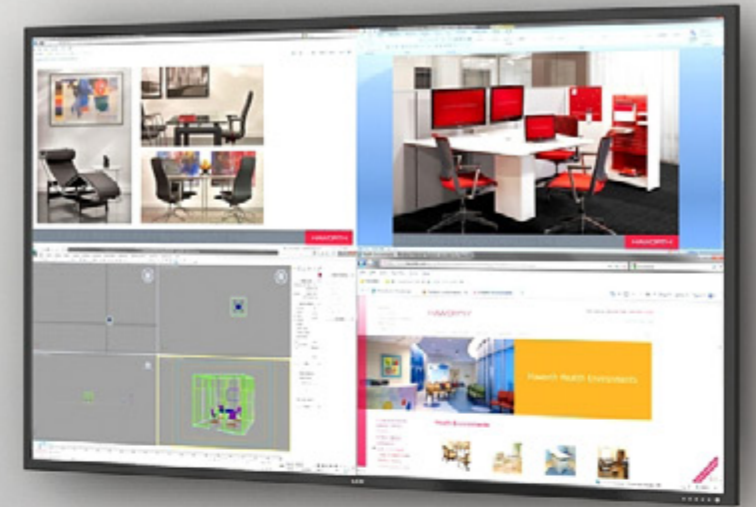
EASY

When teams create together, any contributor may want to take the lead at any time.

FAST

A touch of a button or a click of a mouse can switch presenters without interrupting the flow of ideas.

TECHNOLOGY ENABLED SPACES 



 APPLICATION GALLERY

Any space that encourages the use of emerging technologies for a variety of activities, including collaboration, audio/video conferencing, content creation, planning, and data sharing.

THINK



STRATEGIC THINKING SPACES

- Private Offices
- Board Rooms
- Conference Rooms
- War Rooms (Project Rooms)

SEE



PRESENTATION SPACES

- Classrooms/Training Spaces
- Multi-Purpose Rooms
- Board Rooms

DO



TACTICAL EXECUTION SPACES

- Open Plan/Group Spaces
- Touchdown Spaces
- Conference Rooms

CONNECT



SOCIAL SPACES

- Lounges
- Lobbies
- Cafès

BOARD ROOMS



CAFÉS



CLASSROOMS/TRAINING SPACES



CONFERENCE ROOMS



LOBBIES



LOUNGES



WAR ROOMS



OPEN PLAN/GROUP SPACES



TOUCHDOWN SPACES



MULTI-PURPOSE ROOMS



PRIVATE OFFICES



INDEX

NEED TO FIND SOMETHING QUICKLY?

Cable Sharing	Light Block	Security	VGA
Cable Sharing with Touch Control	Mobile Easel	Sharing	Wired
Comparison	Monitor Mount	Shroud	Wired Backup
Connecting	Mounting Bracket	Sliding door	Wired with Touch Control
Connectivity Options	Power Relay	Switching	Wireless
Digital	Quad View	Table Mount	Wireless Module
HDMI	Remote Access	Technology Enabled Spaces	Wireless Sharing
Interface Module	Retrofit	Touch Control	Wireless Sharing with Cable Backup

CONTACT

CUSTOMER SUPPORT

workware@haworth.com

CUSTOMER SUPPORT PHONE

855.815.5111

ADDRESS

One Haworth Center
Holland, MI, 49423