

Tables

North America Specification Guide / Price List – June 2014



Includes Planes®, Tactics®, 450 Series, if®, Systems and Wood Tables

Electronic Update Page – Tables Price List

- The table below lists all of the updates and addendums added to this price list since the original version was created.
- All **Update** pages will replace the existing pages within the document.
- All **New** pages will be placed at the back of the document.

Link	Date	Page	Description
Click Here	July 2014	171	Update – Features corrected to reflect edge options available in T Mold and Cascade only.
Click Here	July 2014	436	Update – Correction to the Hoop Cover catalog number.
Click Here	October 2014	528-538	Update – Formatting changes to sync the Tables Price List pages with the Haworth Collection price list pages.
Click Here	October 2014	436	Update – Correction to Hoop Table colors.



This Haworth North American price book contains US list prices. Canadian customers can convert the US list price into their Canadian equivalent by going to www.Haworth.com/Canada to find the current Canadian multipliers. These multiplier factors allow you to convert the US list price into a Canadian list price.

Tables Specification Guide / Price List - Table of Contents

450 Series Tables

Price List	357-372
Statement of Line	357
General Specifications	359-360
Stationary	361-362
Flip-Top	363
Folding	364-365
Training	366-367
Accessories	368-369
Wire Management/Electrical	370
Finishes	371

Compose® Tables

Price List	441-443
Round	441
Octagon	443
Finishes	455

Executive Wood Tables – A5

Specifications	473-475
Price List	477-483
Table Tops	478-480
Base Kits	481
Glass Centerpiece	482
Electric Lift Interface Module	483

Executive Wood Tables

Price List	485-520
Specifications	487-488
Catalog Logic	489-491
Statement of Line	492-494
Base Placement	495
Executive Wood Tables/Base Kits	497-513
Conference Buffet	514
Presentation Board	515
Electrical Accessories	516-517
Finishes/Fabrics	518-520

if® Tables

Specification Guide	373-396
Price List	397-433
Freestanding Worktops	398-411
Egg Tables	412
Round Tables	413
Bend Top Tables	414
Mobile Screens	415-416
Desktop/Modesty Screens	417-418
Collaborative Tables	419-429
Electrical Components	430
Finishes/Fabrics	431-433

Hoop™ Table

Price List	436
------------------	-----

Masters Series® Tables

Price List	459-463
Round	460-461
Finishes	462-463

Occasional Tables

Price List	521-538
Improv® Series	522
Galerie™ Collection	523-524
Tempo™	525
Tripoli™	527-527
Haworth Collection™	528-537
Finishes	538

Orlando LS Tables

Price List	464-468
Round	464
"Tugger" Mobile Computer Table	465
"Bumper" Docking Table	465
Finishes	467

Planes®

Specification Guide	4-137
Price List	139-280
Training Tables	142-168
Collaborative Tables – Y-leg	169-180
Height Adjustable Tables	182-196
Conference Tables – Interior Leg	197-243
Conference Tables – Perimeter Leg	244-255
Electrical Components	256
Accessories	257-258
Carts	259-262
Credenza Bases and Tops	263-269
Information Display	270-273
Finishes	274-276

PREMISE® Tables

Price List	444-451
Tri Tables – Concentrative	444-446
Tri Table – Collaborative	447
Tri Tables – Transactional	448-449
Round/Rectangular	450
Teardrop/Bean/Bend	451
Finishes	456

Reside® Tables

Price List	437-440
Square Table	437
Round Table	438
Pebble Table	438
Hex Table	439
Rectangular Table	440
Finishes	454

Tactics® Tables

Specification Guide	281-330
Price List	331-356
T-Leg	332-338
C-Leg	339-341
X-Base	342
Four-Legged Conference	343-344
Electrical Components	345-351
Electrical Accessories	352-356
Finishes	371

UniGroup® Tables

Price List	452-453
Square	452
Round	452
Rectangular	452
Oval	452
C-Leg	453
Finishes	455-457

Vancouver™ Tables

Price List	464-466
Round	464
Finishes	465-466

York™ Tables

Price List	469-471
Square	469
Rectangular	469
Round	470
Oval	470
Finishes	471

Terms of Sale North American

Index	539-542
-------------	---------

Lifetime Product Warranty

..... Inside Back Cover

Planes Table of Contents

Introduction.....	5
Product Catalog Logic	
Tables.....	6
Carts.....	7
Credenzas.....	8
Electrical.....	9
Product Statement of Line	
Collaborative Tables: Y-Leg.....	12
Planes Height Adjustable Tables.....	13
Conference Tables: One-Piece Top —Interior Leg.....	15
Conference Tables: Two-Piece Tops — Interior Leg.....	16
Conference Tables: 2" Thick Top — Perimeter Leg.....	18
Accessories.....	20
Electrical: Flip Top Units.....	21
Carts.....	22
Credenzas Tops and Credenza Base Cabinets.....	23
Credenzas Base Cabinet with Slider Units.....	24
Information Display.....	25
Planes Training Tables.....	26
Planes Training Table Accessories.....	28
Planes Training Table – Quick Connect Power.....	29
Planes Training Tables – 2-Circuit Power.....	30
Planes Training Tables – Flip Top Units / Wire Management.....	31
Product Details	
Edge Options.....	34
Core Material Options.....	38
Collaborative Tables.....	39
Planes Height Adjustable Tables.....	41
Conference Tables.....	44
Training Tables.....	46
Electrical: Flip Top Units.....	51
Flip Top Unit Cutout Locations.....	54
Training Tables Electrical – Quick Connect Power.....	58
Training Tables Electrical – 2-Circuit Power.....	59
Training Tables Electrical - Wire Management.....	60
Training Tables Electrical – Power Distribution Planning.....	61
Training Tables Electrical – 2-Circuit Power Distribution.....	62
Surface Material Grain Direction.....	65
Training Table Applications.....	66
Knee Space Clearance.....	68
Seating Capacity.....	92
Carts.....	106
Credenzas.....	110
Information Display.....	123
Idea Starters	128
Technical Specifications	134
Price List	139

Introduction

Planes integrates into multiple environments from high-end conference rooms to continuously changing meeting rooms. Planes provides consistency throughout any space. The Planes collection is easy to specify, as it offers a variety of finish options, table shapes, base choices, edge profiles, and allows table specifications in 6" increments — creating options to meet your needs. Planes will integrate with any of the Haworth product solutions.

The Planes Collection is more than just tables, Planes offers:

- Conference tables
- Collaborative tables: flip and non-flip tables
- Height Adjustable Tables
- Carts
 - Small Media Cart
 - Medium Media Cart
 - Catering Cart
 - Cart Podium
- Credenzas
- Easels/Information Boards
- Horizontal Wall Rail System for Information Boards

Planes allows easy functionality with the ability to flip, store, conceal, connect, adjust and plug-in effortlessly:

- Flip – Flip top tables that can be mobile to allow the tables to nest together for easy reconfiguration
- Store – Nesting. Saves valuable floor space
- Conceal – Wires/cable management
- Configure – Entire collaborative environments – mobile, different shapes for multiple applications
- Adjust – Available with manual or electrical height adjustments

Reconfiguration allows user flexibility:

- Plug In – Power and data options
- Intuitive Function – It's an easy/logical line to use
- Specify – Conference tables range from 30" x 60" to 60" x 270"

Global Design:

Planes offers a clean, simple, crisp aesthetic; designed in conjunction with Haworth Design Studio and Daniel Figueroa of Bad Munder, Germany. Planes is truly a global product line.

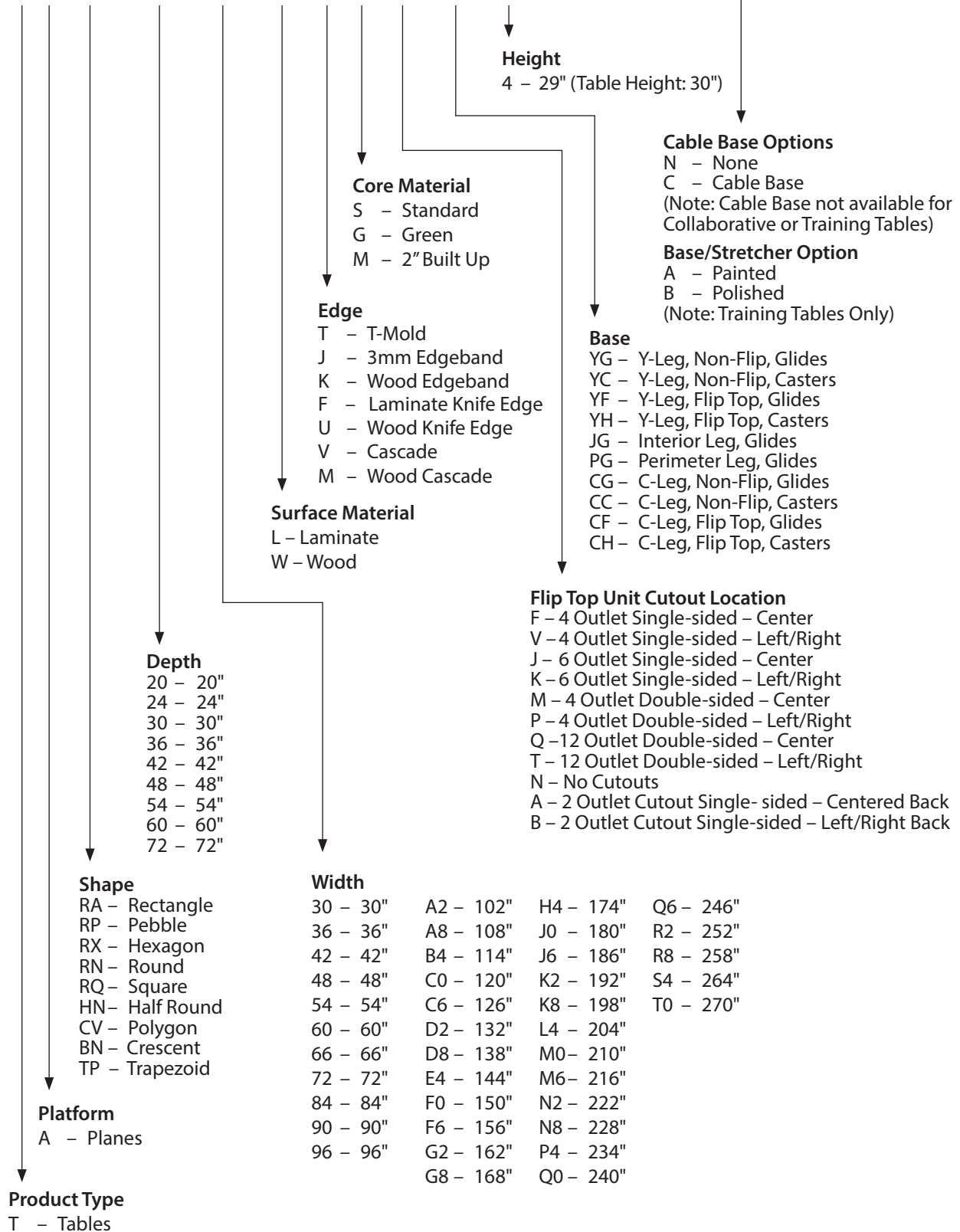
Sustainability:

Planes is BIFMA Level 1 and is available with a green core option made of 100% recycled tree fiber, MDI resin and no added formaldehyde.

Tables

EXAMPLE: Planes Collaborative Table, rectangular, 36" deep by 72" wide, wood with 3mm wood edgeband, standard core, no cutouts for Flip Top Unit, Y-Leg, non-flip with glides, 29" high, no cable base.

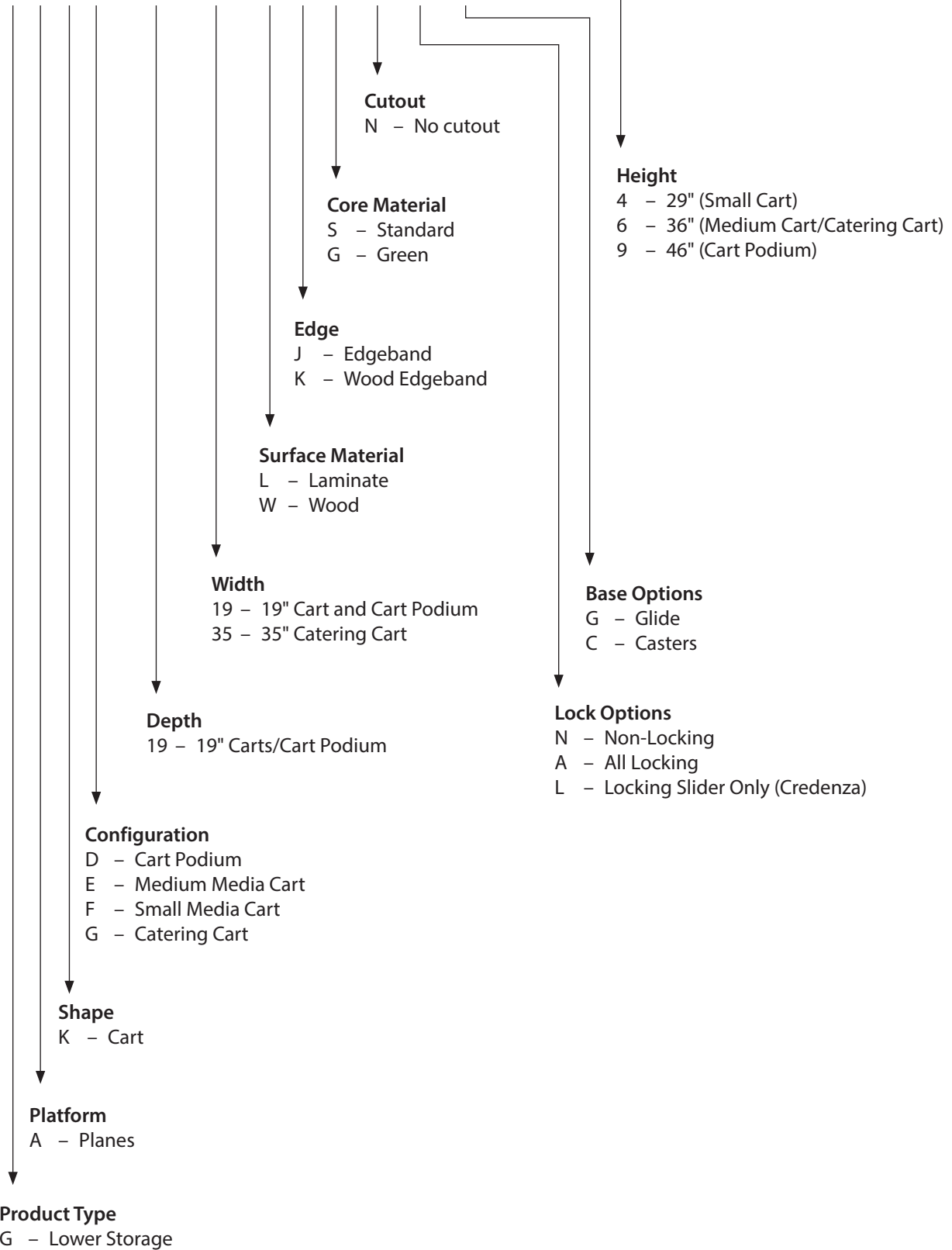
TARA-36 72-W K S N YG 4 N



Carts

EXAMPLE: Planes Small Media Cart, 20" deep by 22½" wide, laminate with 1mm edgeband, standard core, no cutout, non-locking, glides, and 19" high.

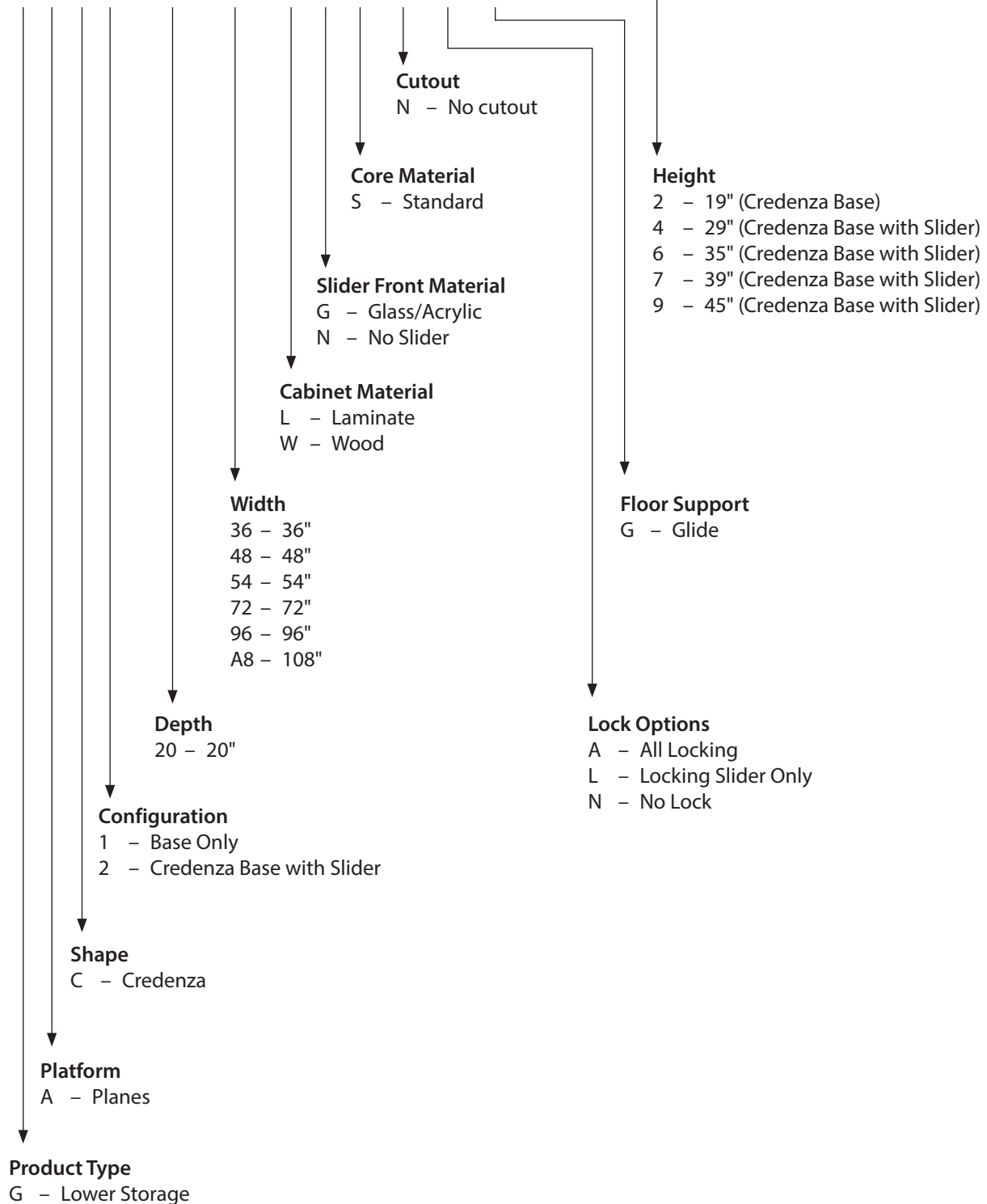
GAKF-19 19-L J S N N G 4



Credenzas

EXAMPLE: Planes Credenza base with slider unit, 20" deep by 36" wide, laminate with 1mm edgeband, standard core, no cutout, non-locking, glides, and 19" high.

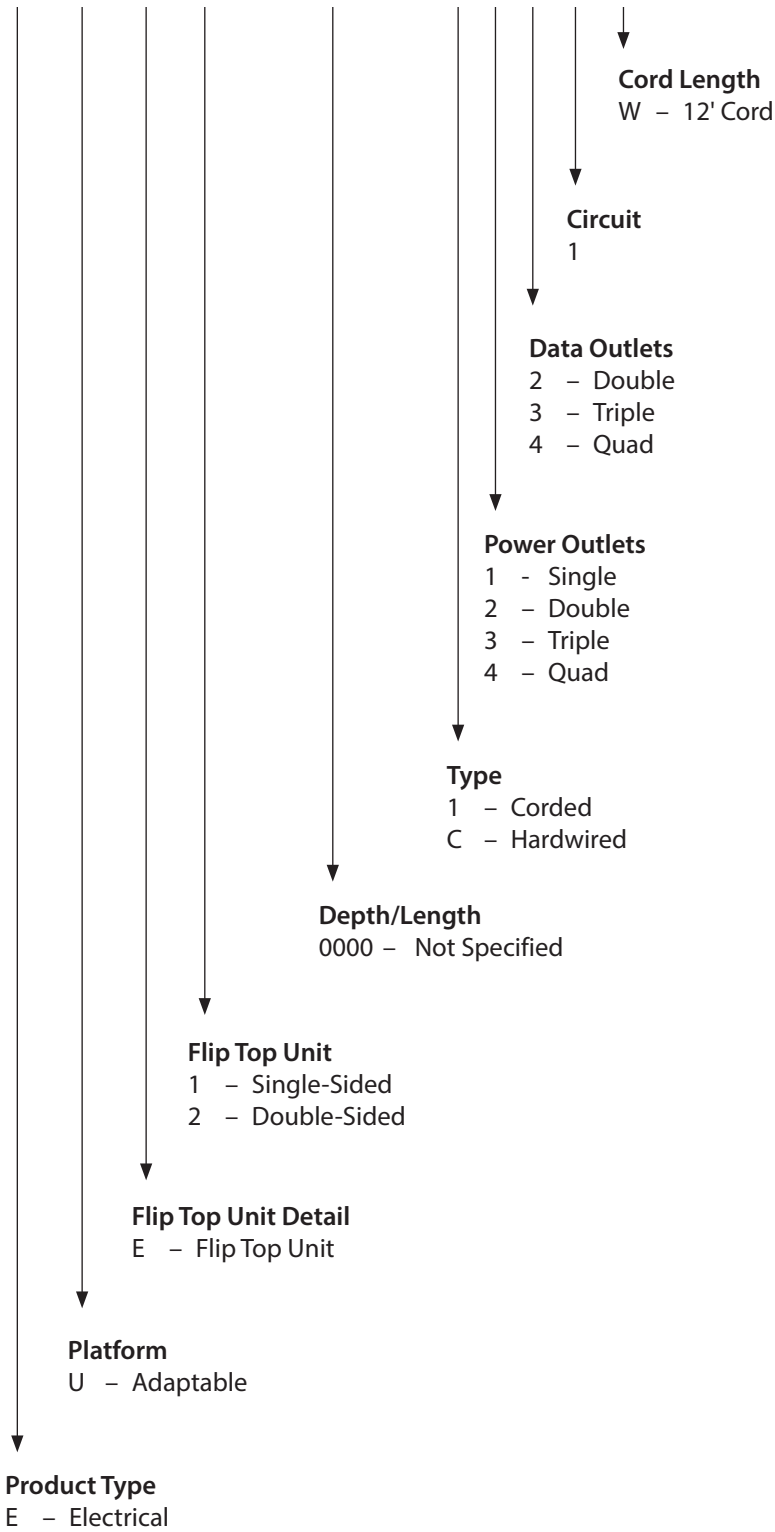
GAC2-20 36-L G S N N G 4



Electrical

EXAMPLE: Electrical, adaptable, Flip Top Unit, single-sided, depth/width not specified, corded, 2 power outlets, 2 data outlets, 1-circuit, 12 foot cord.

E U E 1 - 0000 - 1 2 2 1 W





Planes Statement of Line



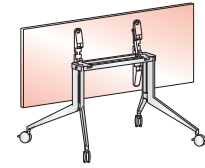
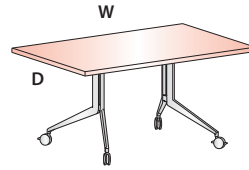
Planes Collaborative Tables: Y-Leg

Flip and Non-Flip

Rectangular Table Dimensions

		WIDTH						
		60"	66"	72"	78"	84"	90"	96"
DEPTH	30"	●	●	●				
	36"	●	●	●	●	●	●	●

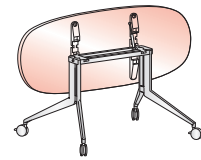
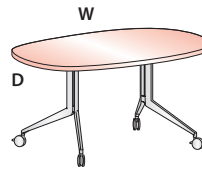
NON-FLIP ONLY



Pebble Table Dimensions

		WIDTH						
		60"	66"	72"	78"	84"	90"	96"
DEPTH	30"	●	●	●				
	36"	●	●	●	●	●	●	●

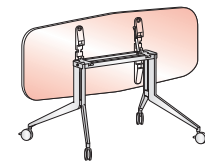
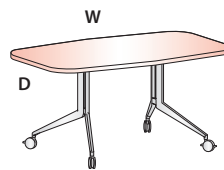
NON-FLIP ONLY



Hexagon Table Dimensions

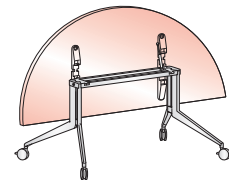
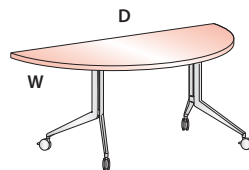
		WIDTH						
		60"	66"	72"	78"	84"	90"	96"
DEPTH	30"	●	●	●				
	36"	●	●	●	●	●	●	●

NON-FLIP ONLY



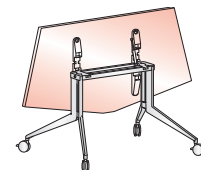
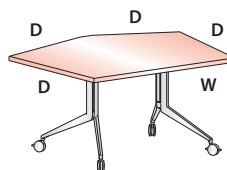
Half Round Table Dimensions

		WIDTH
		36"
DEPTH	72"	●



Polygon Table Dimensions

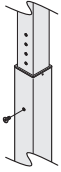
		WIDTH	
		60"	72"
DEPTH	30"	●	
	36"		●



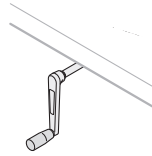
Planes Height Adjustable Tables: Features

Planes Height Adjustable Tables offer a variety of table adjustment options to fit the user needs. Each option offers different set of features.

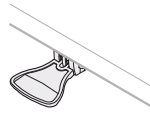
Choose from these five height adjustment options: Incremental, Crank, Torsion, and Electrical (Standard or Programmable Actuator).



Incremental



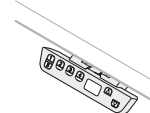
Hand Crank



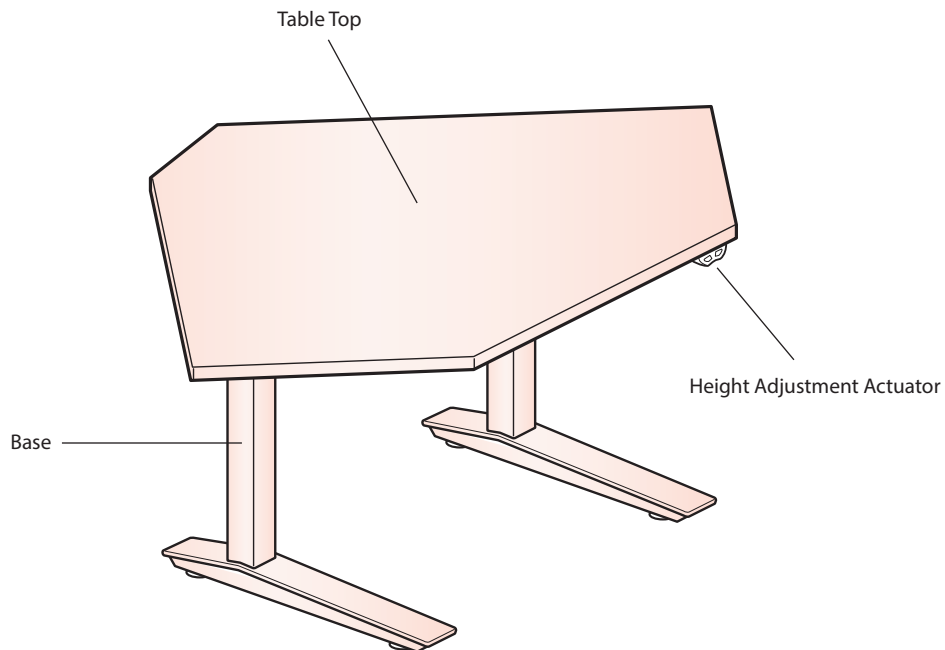
Torsion



Electrical: Single Stage
(Standard Actuator)



Electrical: Dual Stage
(Programmable Actuator)



Refer to Tables Price Book for general Planes Specifications.

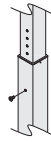
Planes Height Adjustable Tables: Statement of Line

Tables: Rectangular and Corner

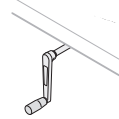
- Incremental Height Adjustable Tables have a height adjustment range of 22" to 35".
- Crank Height Adjustable Tables have a height adjustment range of 27" to 45"
- Single Stage Electric Height Adjustable Tables have a height adjustment range of 27" to 46".
- Dual Stage/Low Electric Height Adjustable Tables have a height adjustment range of 22" to 48".
- Dual Stage/High Electric Height Adjustable Tables have a height adjustment range of 24" to 50".

Rectangular Table Dimensions

		WIDTH						
		34"	40"	46"	52"	58"	64"	70"
DEPTH	23"	●	●	●	●	●	●	●
	29"	●	●	●	●	●	●	●



Incremental



Hand Crank



Single Stage
(Standard)



Dual Stage
(Programmable)

90° Angled Corner, 90° Straight Corner, 90° Wrap Around Corner, and 90° Notched Table Dimensions

		WIDTH		
		34"	40"	46"
DEPTH	23"	●	●	●

90° Split Top Table Dimensions

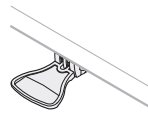
		WIDTH
		46"
DEPTH	23"	●

Tables: Rectangular Torsion

- Rectangular Torsion Height Adjustable Tables have a height adjustment range of 27" to 45" and are only available in sizes listed.

Rectangular Torsion Table Dimensions

		WIDTH		
		34"	40"	46"
DEPTH	23"	●	●	●
	29"	●	●	●



Torsion

Accessories



Grommet

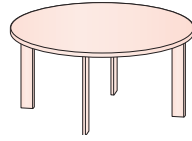


Thumb Screw

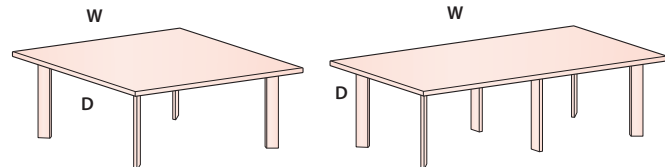
Conference Tables: One-Piece Top — Interior Leg

Round Table Dimensions

		WIDTH			
		42"	48"	54"	60"
DEPTH	42"	●			
	48"		●		
	54"			●	
	60"				●



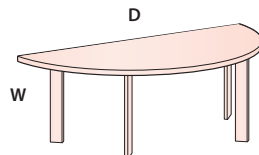
Square and Rectangular Table Dimensions



		WIDTH													
		42"	48"	54"	60"	66"	72"	78"	84"	90"	96"	102"	108"	114"	120"
DEPTH	30"				●	●	●								
	36"				●	●	●	●	●	●					
	42"	●	●	●	●	●	●	●	●	●	●	●	●	●	●
	48"		●	●	●	●	●	●	●	●	●	●	●	●	●
	54"			●	●	●	●	●	●	●	●	●	●	●	●
	60"				●	●	●	●	●	●	●	●	●	●	●

Half Round Table Dimensions

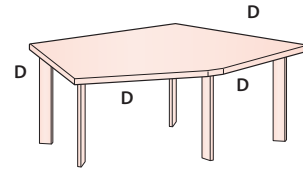
		WIDTH	
		30"	36"
DEPTH	60"	●	
	72"		●



Conference Tables: One-Piece Top — Interior Leg (Continued)

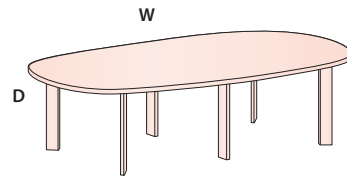
Polygon Table Dimensions

		WIDTH	
		60"	72"
DEPTH	30"	●	
	36"		●



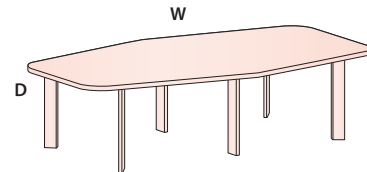
Pebble Table Dimensions

		WIDTH								
		72"	78"	84"	90"	96"	102"	108"	114"	120"
DEPTH	36"	●	●	●	●	●				
	42"			●	●	●	●	●	●	●
	48"			●	●	●	●	●	●	●
	54"			●	●	●	●	●	●	●
	60"			●	●	●	●	●	●	●



Hexagon Table Dimensions

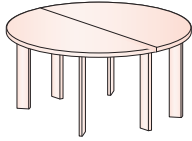
		WIDTH								
		72"	78"	84"	90"	96"	102"	108"	114"	120"
DEPTH	36"	●	●	●	●	●				
	42"			●	●	●	●	●	●	●
	48"			●	●	●	●	●	●	●
	54"			●	●	●	●	●	●	●
	60"			●	●	●	●	●	●	●



Conference Tables: Two-Piece Tops — Interior Leg

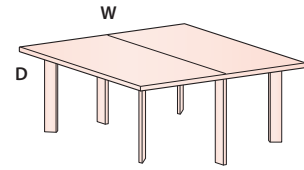
Round Table Dimensions

		WIDTH	
		66"	72"
DEPTH	66"	●	
	72"		●

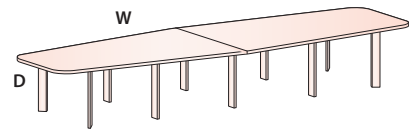
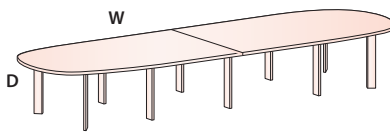
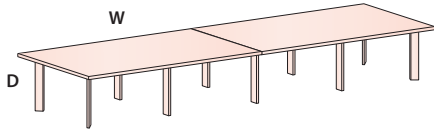


Square Table Dimensions

		WIDTH	
		66"	72"
DEPTH	66"	●	
	72"		●



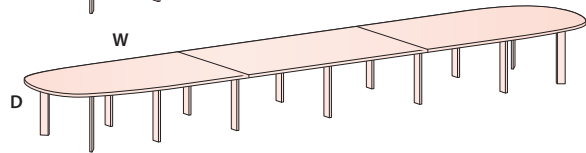
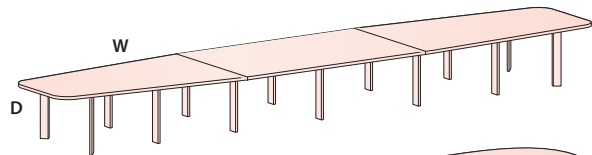
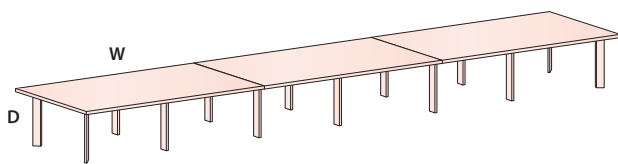
Rectangular, Pebble, and Hexagon Table Dimensions



		WIDTH									
		126"	132"	138"	144"	150"	156"	162"	168"	174"	180"
DEPTH	42"	●	●	●	●	●	●	●	●	●	●
	48"	●	●	●	●	●	●	●	●	●	●
	54"	●	●	●	●	●	●	●	●	●	●
	60"	●	●	●	●	●	●	●	●	●	●

Conference Tables: Three Piece Tops — Interior Leg

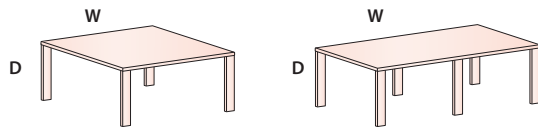
Rectangular, Pebble, and Hexagon Table Dimensions



		WIDTH														
		186"	192"	198"	204"	210"	216"	222"	228"	234"	240"	246"	252"	258"	264"	270"
DEPTH	42"	●	●	●	●	●	●	●	●	●	●	●	●	●	●	●
	48"	●	●	●	●	●	●	●	●	●	●	●	●	●	●	●
	54"	●	●	●	●	●	●	●	●	●	●	●	●	●	●	●
	60"	●	●	●	●	●	●	●	●	●	●	●	●	●	●	●

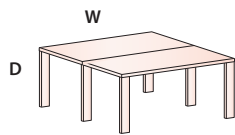
Conference Tables: Perimeter Leg – 2" Built up Edge

One-Piece Table: Square and Rectangular Dimensions



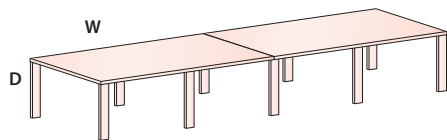
		WIDTH													
		42"	48"	54"	60"	66"	72"	78"	84"	90"	96"	102"	108"	114"	120"
DEPTH	30"				●	●	●								
	36"				●	●	●	●	●	●					
	42"	●	●	●	●	●	●	●	●	●	●	●	●	●	●
	48"		●	●	●	●	●	●	●	●	●	●	●	●	●
	54"			●	●	●	●	●	●	●	●	●	●	●	●
	60"				●	●	●	●	●	●	●	●	●	●	●

Two-Piece Table: Square Table Dimensions



		WIDTH	
		66"	72"
DEPTH	66"	●	
	72"		●

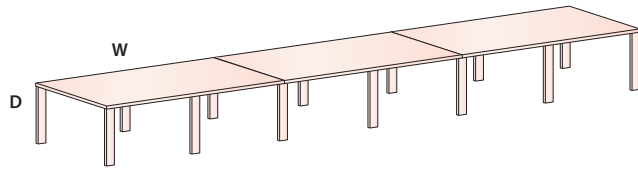
Two-Piece Table: Rectangular Dimensions



		WIDTH									
		126"	132"	138"	144"	150"	156"	162"	168"	174"	180"
DEPTH	42"	●	●	●	●	●	●	●	●	●	●
	48"	●	●	●	●	●	●	●	●	●	●
	54"	●	●	●	●	●	●	●	●	●	●
	60"	●	●	●	●	●	●	●	●	●	●

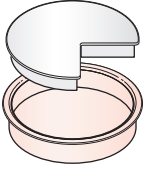
Conference Tables: Perimeter Leg – 2" Built up Edge (Continued)

Three Piece Table: Rectangular Dimensions

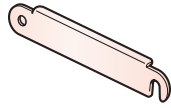


		WIDTH														
		186"	192"	198"	204"	210"	216"	222"	228"	234"	240"	246"	252"	258"	264"	270"
DEPTH	42"	●	●	●	●	●	●	●	●	●	●	●	●	●	●	●
	48"	●	●	●	●	●	●	●	●	●	●	●	●	●	●	●
	54"	●	●	●	●	●	●	●	●	●	●	●	●	●	●	●
	60"	●	●	●	●	●	●	●	●	●	●	●	●	●	●	●

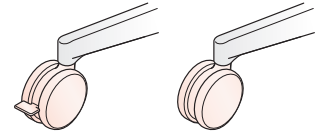
Accessories



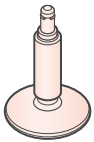
Grommet



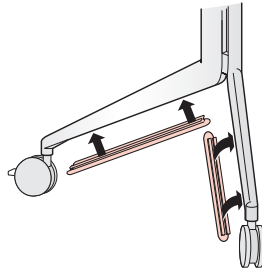
Ganging Clip



Caster
(Locking/Non-locking)



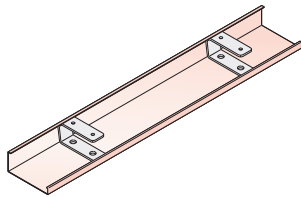
Y-Leg Table Glide



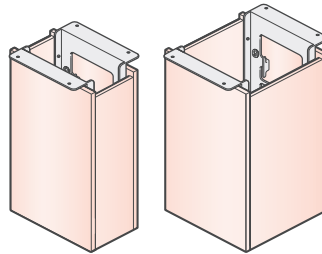
Y-Leg Bumper



Y-Leg Vertical Wire Manager



Horizontal Wire Manager



Cable Bases

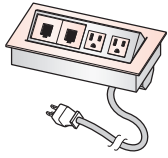


Cable Column

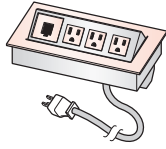
Electrical: Flip Top Units

Corded

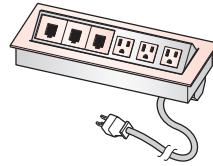
Single-Sided



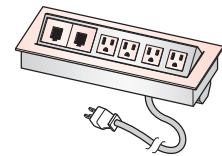
2.2



3.1

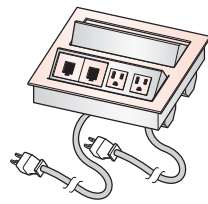


3.3

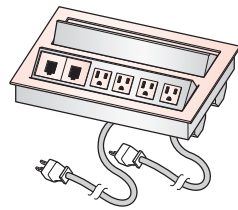


4.2

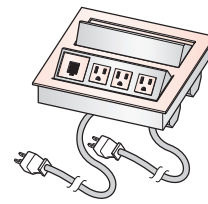
Double-Sided



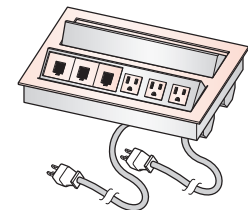
2.2



2.4



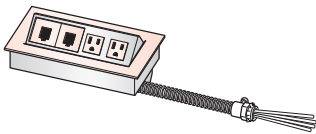
3.1



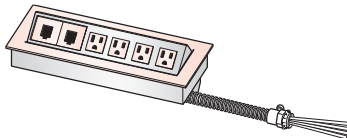
3.3

Hardwired

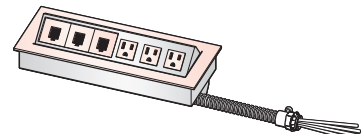
Single-Sided



2.2

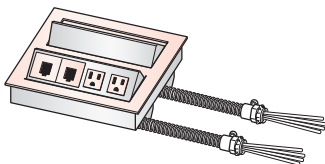


2.4

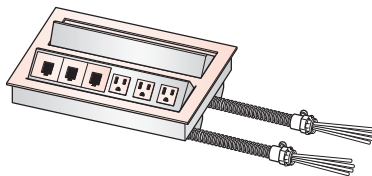


3.3

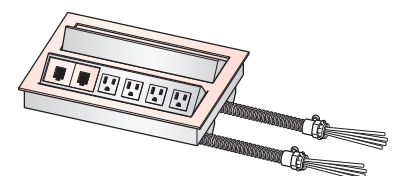
Double-Sided



2.2



3.3

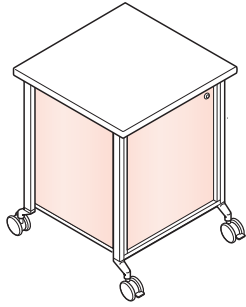


4.2

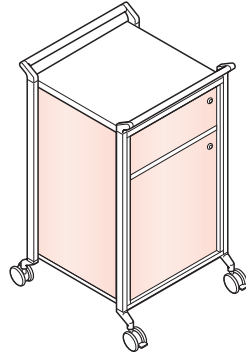
Tip 2.2 represents a Flip Top Unit with two power outlets and two data outlets.

Carts

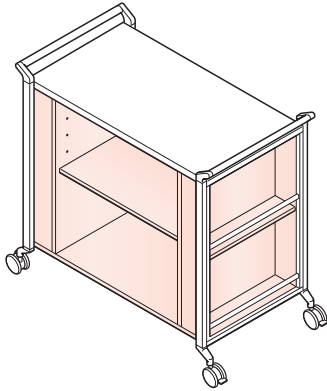
Small Media Cart



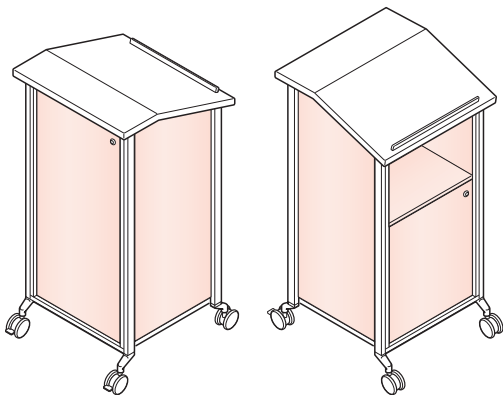
Medium Media Cart



Catering Cart

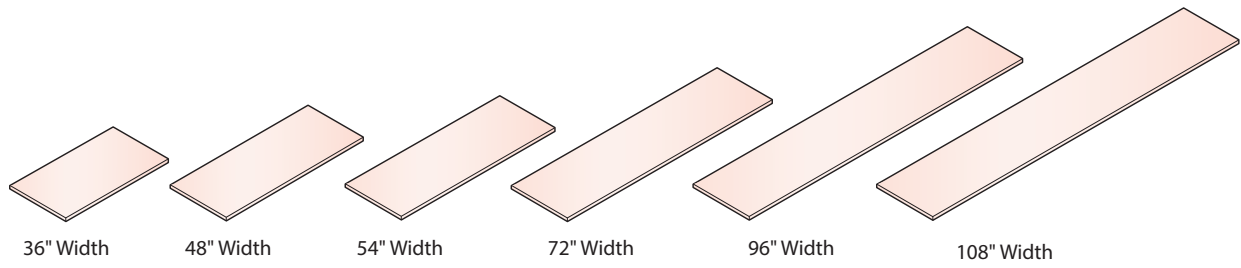


Cart Podium



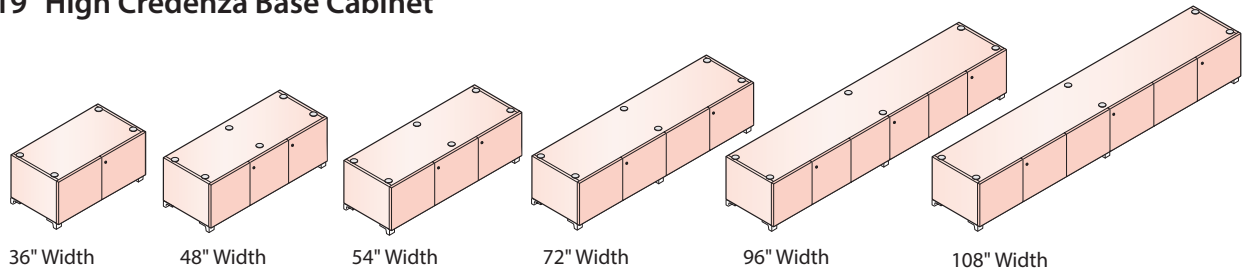
Credenza Tops and Credenza Base Cabinets

Credenza Tops

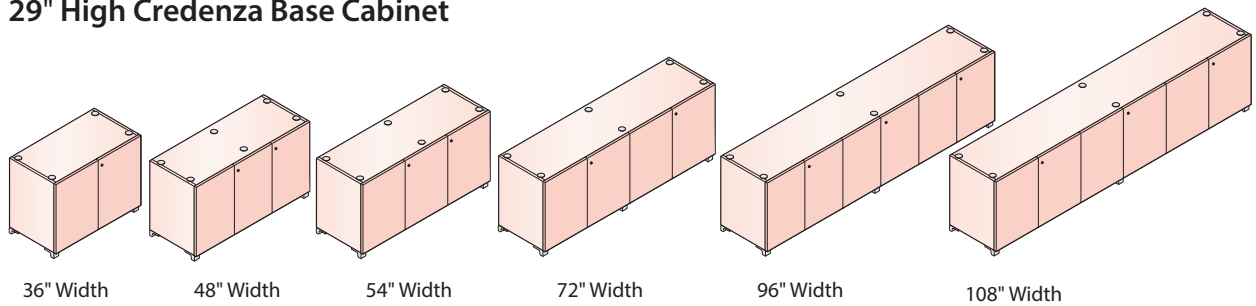


Note Credenza tops are specified separately.

19" High Credenza Base Cabinet

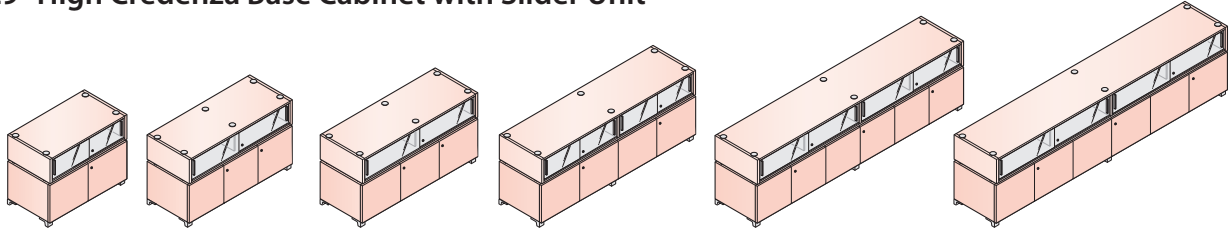


29" High Credenza Base Cabinet



Credenza Base Cabinet with Slider Units

29" High Credenza Base Cabinet with Slider Unit



36" Width

48" Width

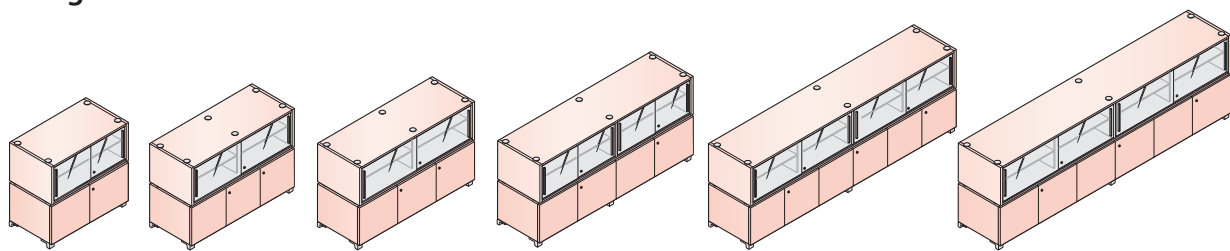
54" Width

72" Width

96" Width

108" Width

35" High Credenza Base Cabinet with Slider Unit



36" Width

48" Width

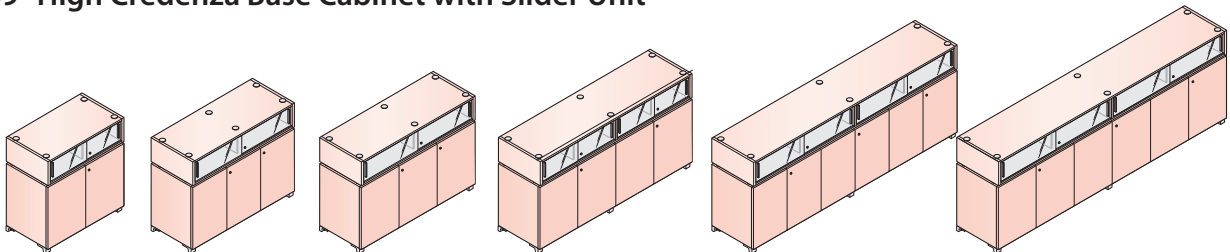
54" Width

72" Width

96" Width

108" Width

39" High Credenza Base Cabinet with Slider Unit



36" Width

48" Width

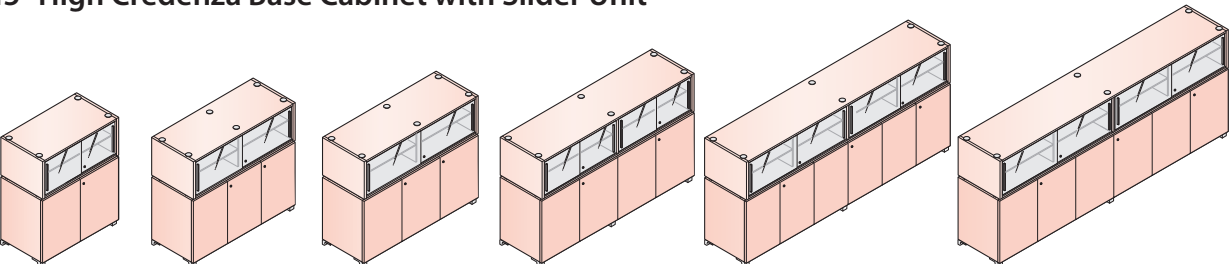
54" Width

72" Width

96" Width

108" Width

45" High Credenza Base Cabinet with Slider Unit



36" Width

48" Width

54" Width

72" Width

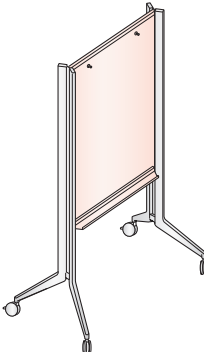
96" Width

108" Width

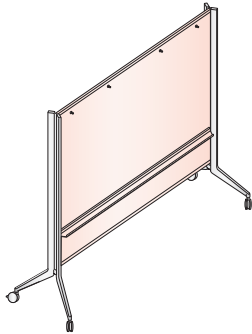
Information Display

Easels

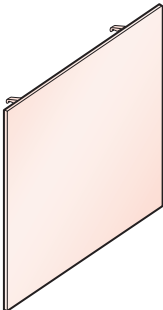
Standard Easel



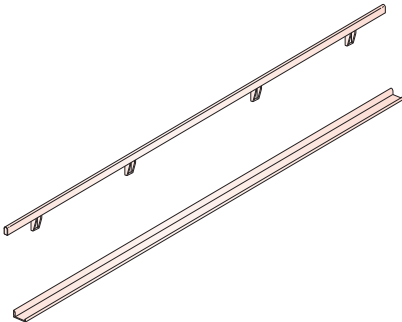
Large Easel



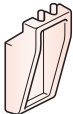
Information Display Accessories



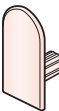
Information Boards



Horizontal Wall Rail for Information Boards



Wall Cleat for Horizontal Wall Rail

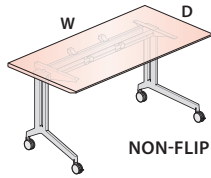


End Caps for Horizontal Wall Rail

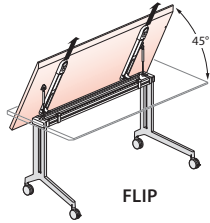
Planes Training Tables: Statement of Line

Training Tables – Flip and Non-Flip

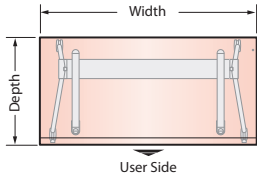
Rectangular Table



NON-FLIP



FLIP



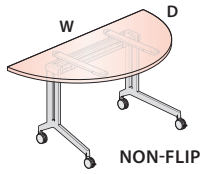
RECTANGULAR – NON-FLIP TABLE SIZES
WIDTH

DEPTH	Nominal	36"	42"	48"	54"	60"	66"	72"	78"	84"	90"	96"
	Actual	35.68"	41.68"	47.68"	53.68"	59.68"	65.68"	71.68"	77.68"	83.68"	89.68"	95.68"
20"	19.68"	●	●	●	●	●	●	●	●	●	●	●
24"	23.68"	●	●	●	●	●	●	●				
30"	29.68"	●	●	●	●	●	●	●	●	●	●	●

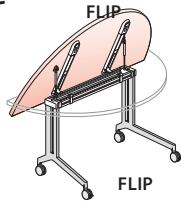
RECTANGULAR – FLIP TABLE SIZES
WIDTH

DEPTH	Nominal	36"	42"	48"	54"	60"	66"	72"
	Actual	35.68"	41.68"	47.68"	53.68"	59.68"	65.68"	71.68"
24"	23.68"	●	●	●	●	●	●	●
30"	29.68"	●	●	●	●	●	●	●

Half Round Table

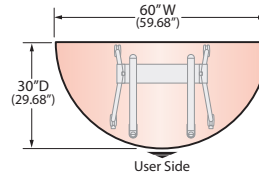


NON-FLIP

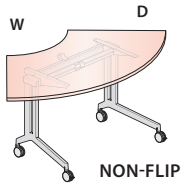


FLIP

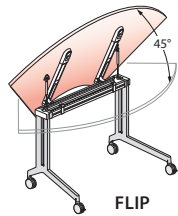
DEPTH	WIDTH	
	Nominal	60"
Actual	59.68"	
30"	29.68"	●



Crescent Table

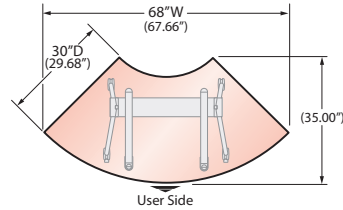


NON-FLIP

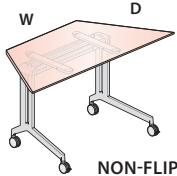


FLIP

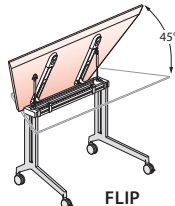
DEPTH	WIDTH	
	Nominal	68"
Actual	67.66"	
30"	29.68"	●



Trapezoid Table

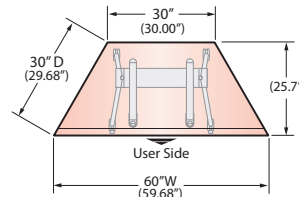


NON-FLIP

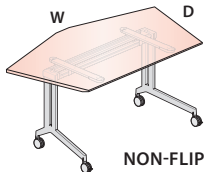


FLIP

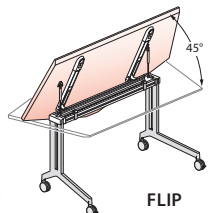
DEPTH	WIDTH	
	Nominal	60"
Actual	59.68"	
30"	29.68"	●



Polygon Table

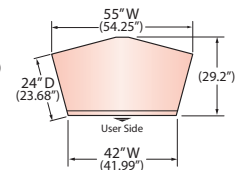
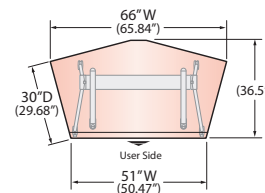


NON-FLIP



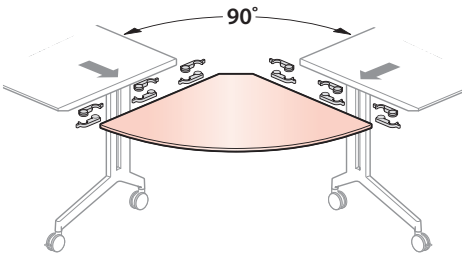
FLIP

DEPTH	WIDTH	
	Nominal	42"
Actual	41.99"	
24"	23.68"	●
30"	29.68"	●



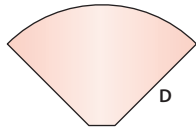
Planes Training Tables: Statement of Line

Pie Connector

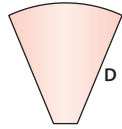


		ANGLE			
Nominal		15°	30°	45°	90°
DEPTH	20"	●	●	●	●
	Actual 19.68"				
	24"	●	●	●	●
	Actual 23.68"				
	30"	●	●	●	●
	Actual 29.68"				

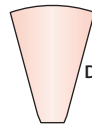
- Includes 13/16" thick top and three sets of ganging mechanisms required for support.
- Depth shown in nominal dimensions.



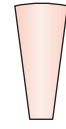
90° Pie Connector



45° Pie Connector

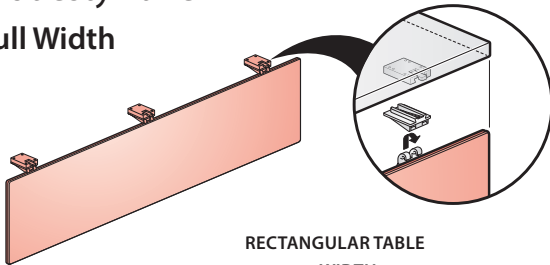


30° Pie Connector



15° Pie Connector

Modesty Panel Full Width



RECTANGULAR TABLE

WIDTH		35.5"	41.5"	47.5"	53.5"	59.5"	65.5"	71.5"	77.5"	83.5"	89.5"	95.5"
HEIGHT	11.59"	●	●	●	●	●	●	●	●	●	●	●

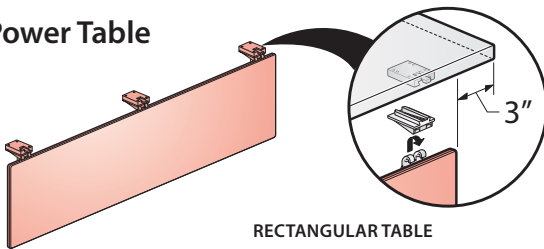
POLYGON TABLE

WIDTH		53.5"
HEIGHT	11.59"	●

HALF ROUND TABLE

WIDTH		59.5"
HEIGHT	11.59"	●

Power Table



RECTANGULAR TABLE

WIDTH		35.5"	41.5"	47.5"	53.5"	59.5"	65.5"	71.5"	77.5"	83.5"	89.5"	95.5"
HEIGHT	11.59"	●	●	●	●	●	●	●	●	●	●	●

POLYGON TABLE

WIDTH		41.5"	47.5"
HEIGHT	11.59"	●	●

TRAPEZOID TABLE

WIDTH		29.5"
HEIGHT	11.59"	●

HALF ROUND TABLE

WIDTH		53.5"
HEIGHT	11.59"	●

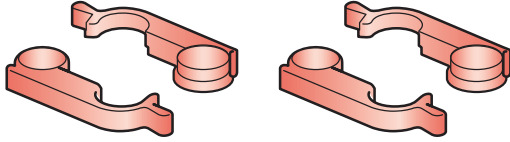
Note Powered Planes Training Tables in an in-line application require a 6"(152mm) gap between modesty panels for code compliance.

Planes Training Tables: Statement of Line

Planes Training Tables – Accessories

Ganging Mechanism

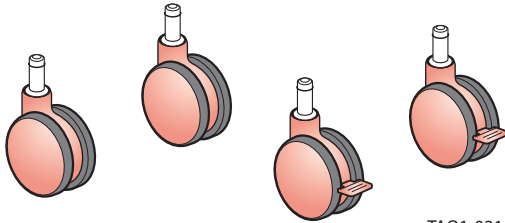
- Includes four (two sets) of ganging mechanisms and attachment hardware.



TA01-0222

Casters

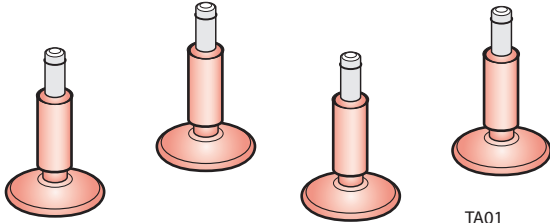
- Includes 4 casters: 2 locking, 2 non-locking.



TA01-0216

Glides

- Includes 4 adjustable glides.

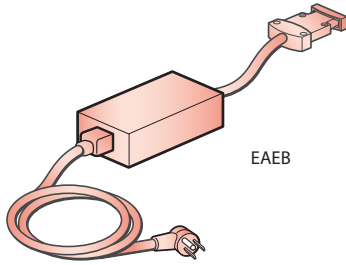


TA01

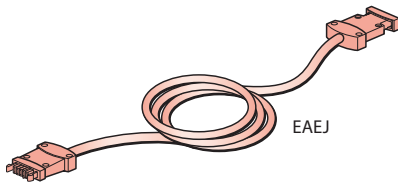
Planes Training Tables: Statement of Line

Planes Training Tables – Quick Connect Power

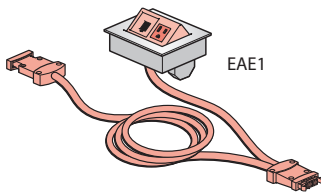
Starter Box – POWER IN




Pass-Through Connector – POWER THROUGH



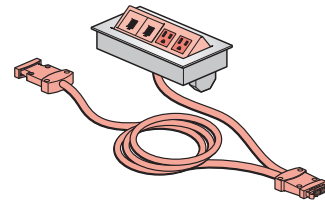
Flip Top Unit – POWER OUT



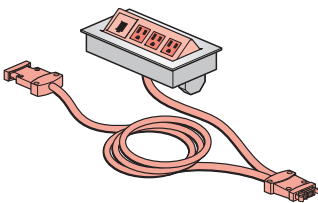
- 1 Power/1 Data
- Bezel: 5 $\frac{5}{16}$ " W x 4 $\frac{7}{16}$ " D



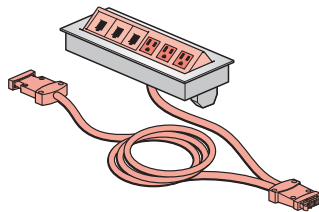
- 2 Power/0 Data
- Bezel: 5 $\frac{5}{16}$ " W x 4 $\frac{7}{16}$ " D



- 2 Power/2 Data
- Bezel: 8 $\frac{5}{16}$ " W x 4 $\frac{7}{16}$ " D



- 3 Power/1 Data
- Bezel: 8 $\frac{5}{16}$ " W x 4 $\frac{7}{16}$ " D

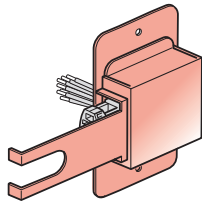


- 3 Power/3 Data
- 11 $\frac{5}{16}$ " W x 4 $\frac{7}{16}$ " D

Planes Training Tables: Statement of Line

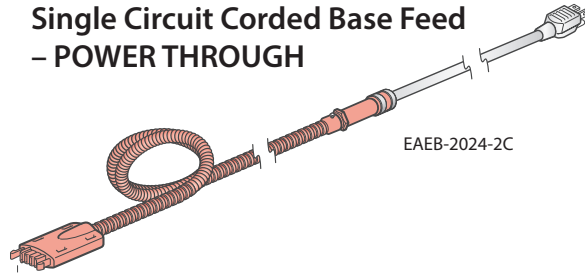
Planes Training Tables – 2-Circuit Power

Wall Feed – POWER IN



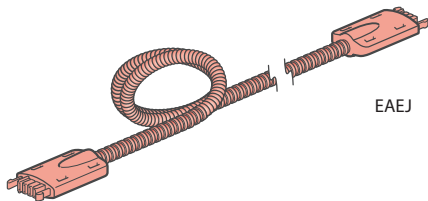
EAWP-0004-21

Single Circuit Corded Base Feed – POWER THROUGH



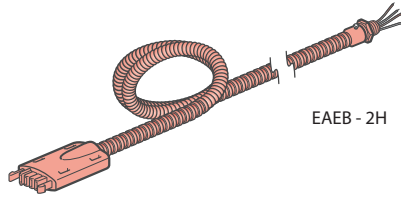
EAEB-2024-2C

Tables Pass-Through Connector – POWER THROUGH



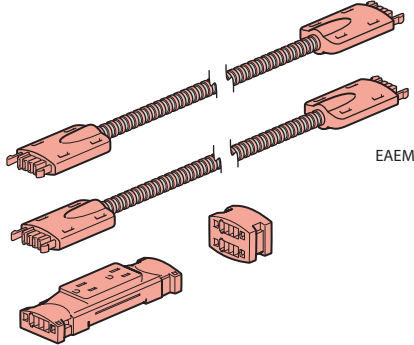
EAEJ

Hardwire Modular Base Feed – POWER THROUGH



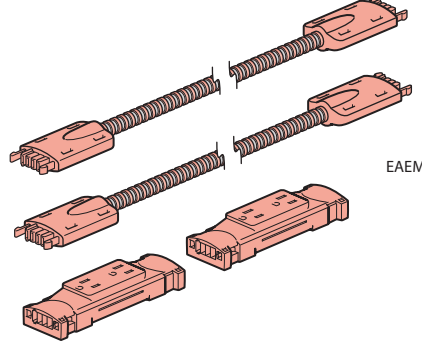
EAEB - 2H

One Receptacle Modular Power Kits – POWER THROUGH – POWER OUT



EAEM

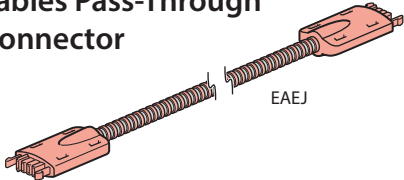
Two Receptacle Modular Power Kits – POWER THROUGH – POWER OUT



EAEM

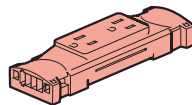
2-Circuit Power – COMPONENTS (Available for reconfigurations)

Tables Pass-Through Connector



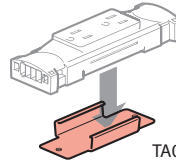
EAEJ

Receptacle



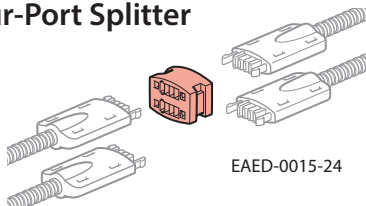
EAER

Receptacle Mounting Bracket



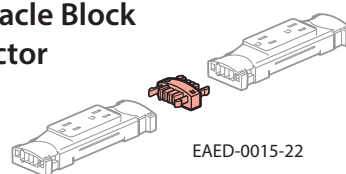
TA01-0224

Four-Port Splitter



EAED-0015-24

Receptacle Block Connector

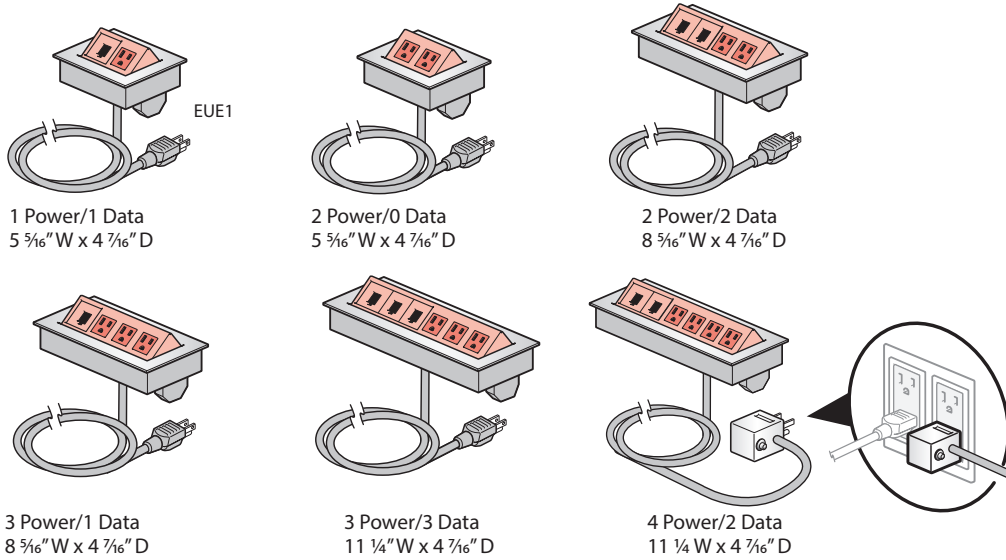


EAED-0015-22

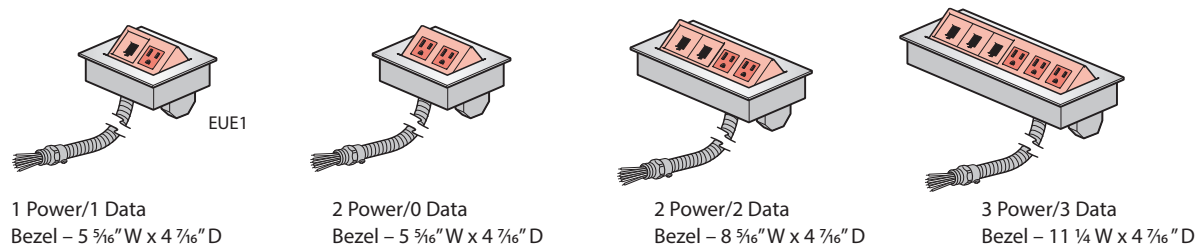
Planes Training Tables: Statement of Line

Planes Training Tables – 2-Circuit Power Flip Top Units

Flip Top Unit – Corded Single-Sided Outlets

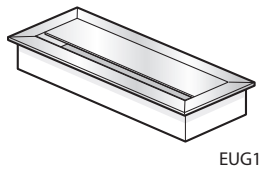


Flip Top Unit – Hardwire Single-Sided Outlets




Planes Training Table – Wire Management

Flip Top Unit Hatch



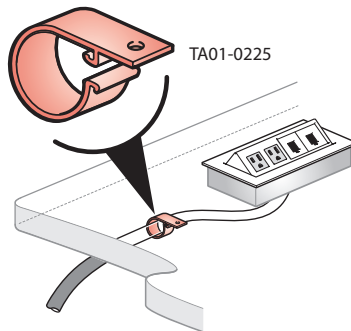
EUG1

Grommet



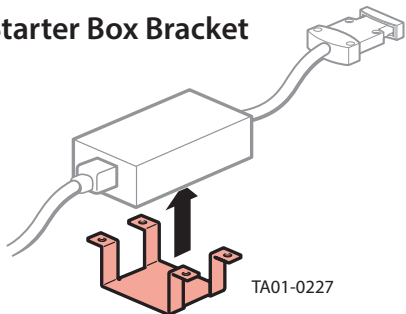
WQAG-PS

Wire Manager Clips



TA01-0225

Starter Box Bracket



TA01-0227



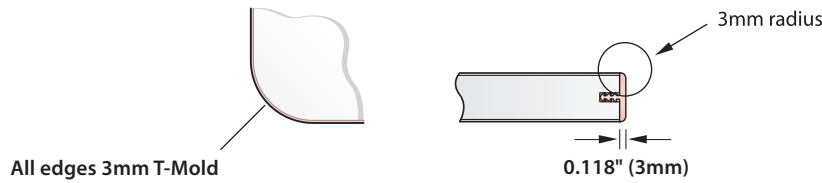
Planes Product Details



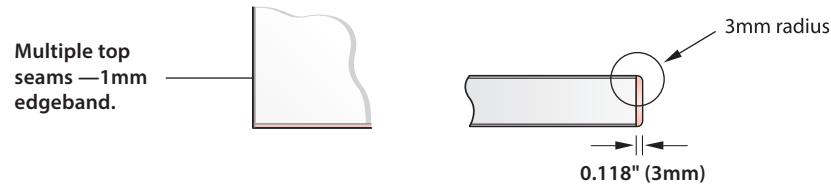
Edge Options: Laminate

Laminate Table Tops: 1³/₁₆"

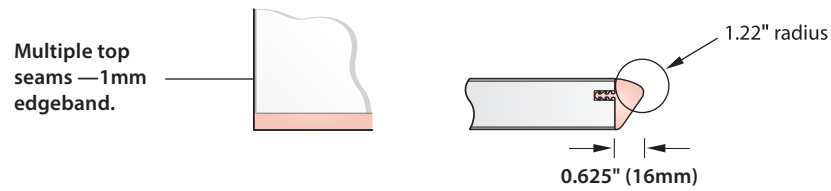
3mm T-Mold Edge (Option T)



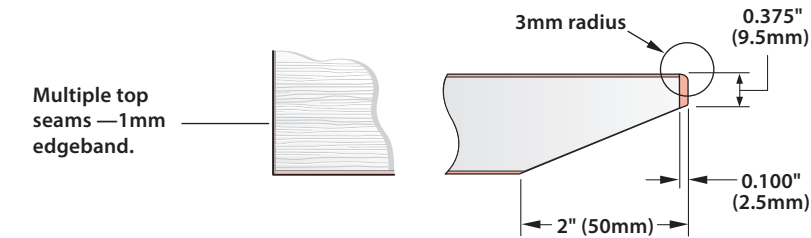
3mm Edgeband Edge (Option J)



Cascade Edge (Option V)



Knife Edge (Option F)

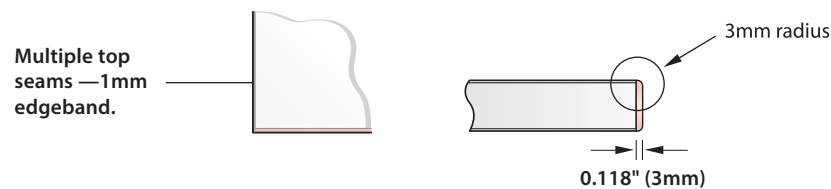


Tip Knife edge available with green core option only.

Note Refer to Price List for edge availability.

Laminate Table Tops: 2" Built Up Edge

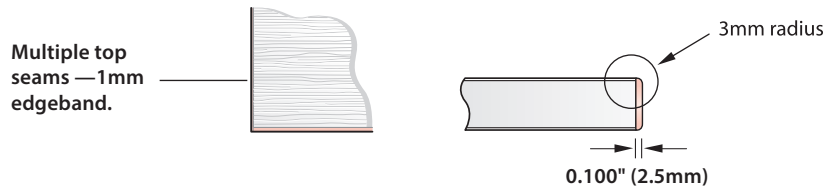
3mm Edgeband Edge (Option J)



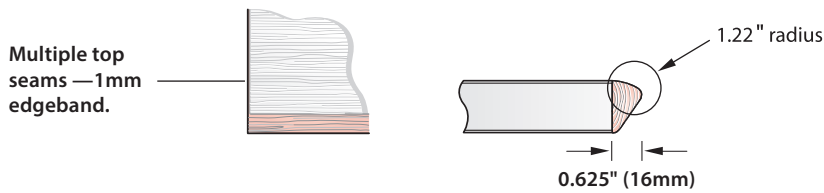
Edge Options: Wood

Wood Table Tops: 1 3/16" or 2" thick

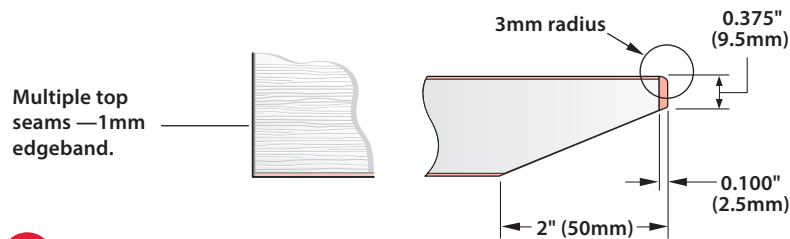
3mm Edgeband (Option K)



Cascade Edge (Option M)



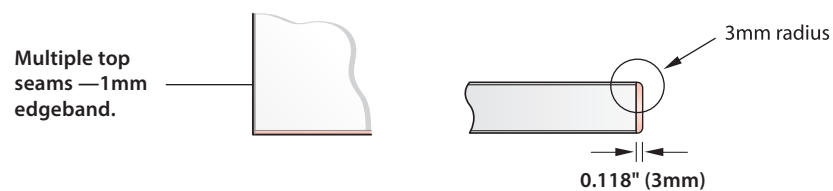
Knife Edge (Option U)



Tip Knife edge available with green core option only.

Wood Table Tops: 2" Built Up Edge

3mm Edgeband Edge (Option K)

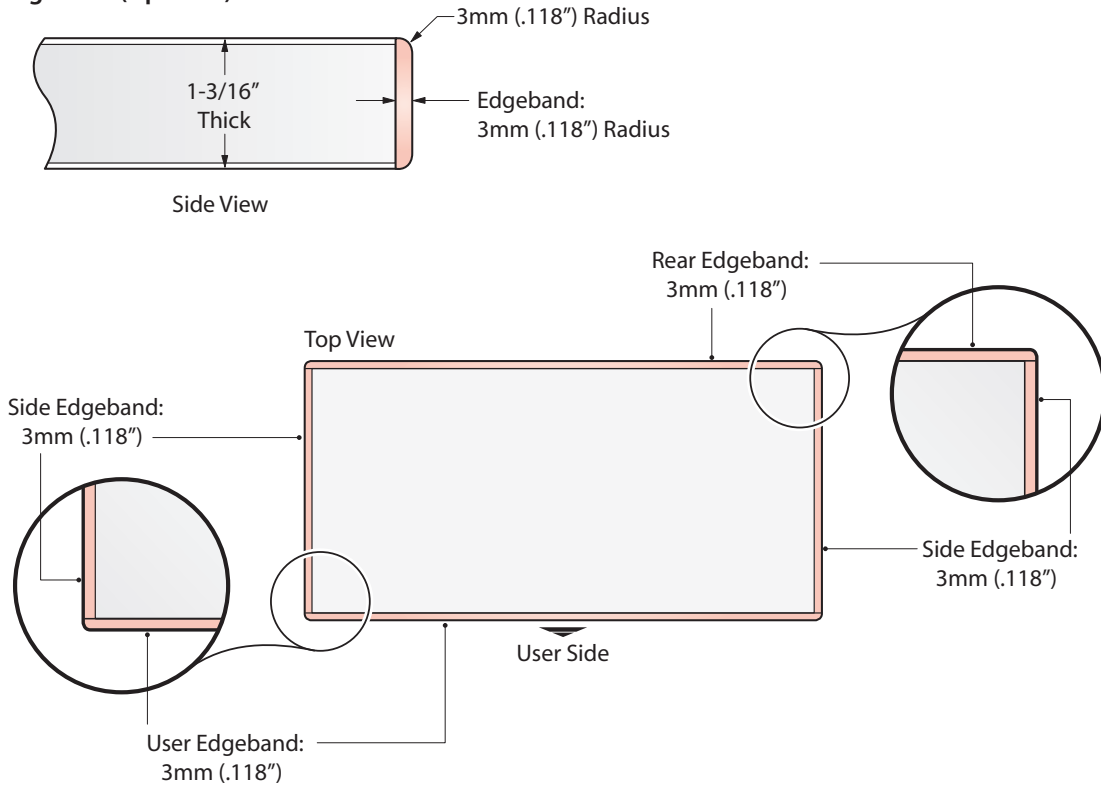


Training Tables Edge Options

Training Tables – 3mm Edgeband

Laminate Edgeband (Option J)

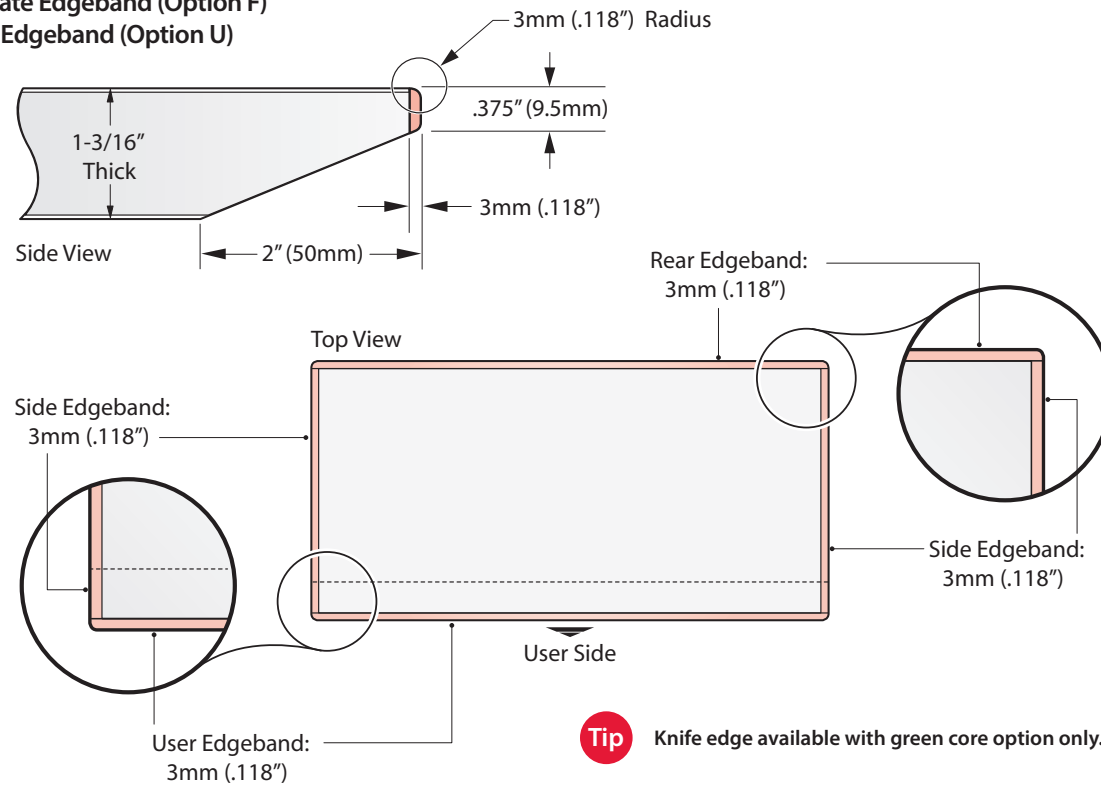
Wood Edgeband (Option K)



Training Tables – Knife Edge

Laminate Edgeband (Option F)

Wood Edgeband (Option U)

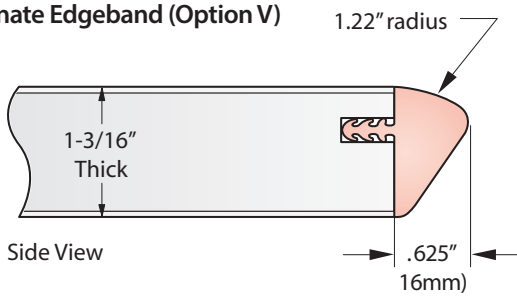


Tip Knife edge available with green core option only.

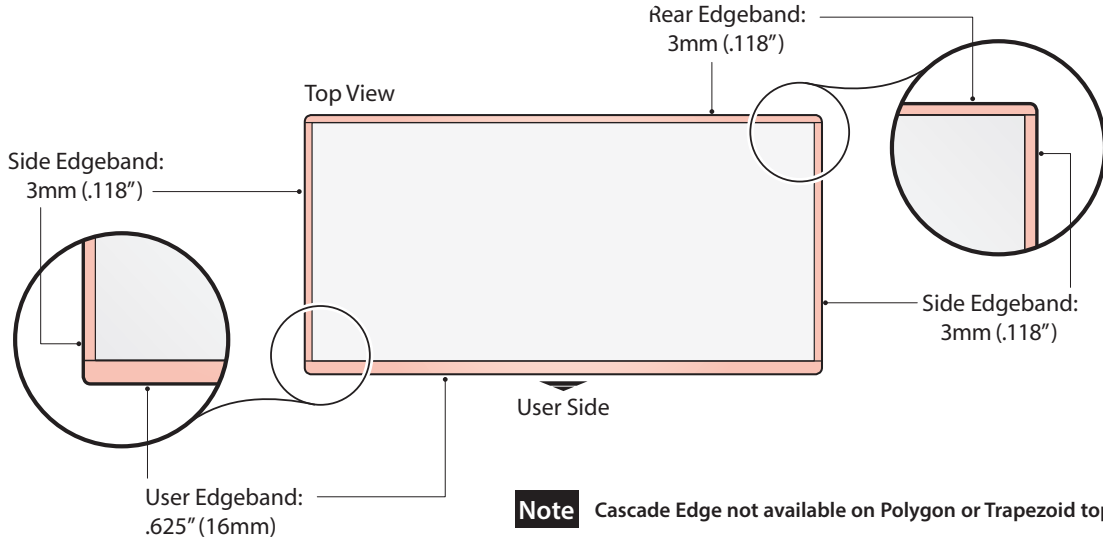
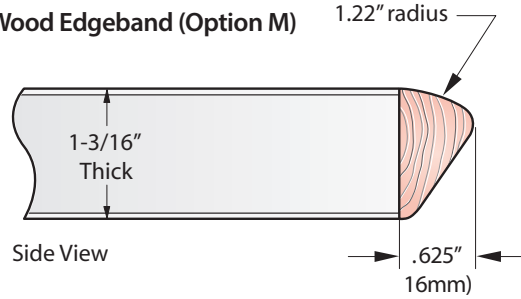
Training Tables Edge Options

Training Tables – Cascade Edge

Laminate Edgeband (Option V)

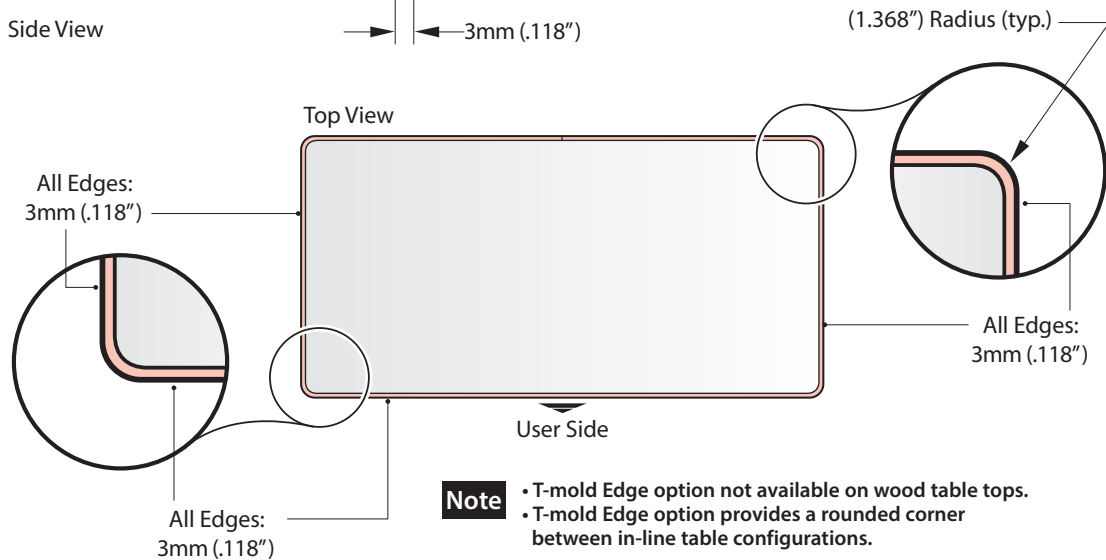
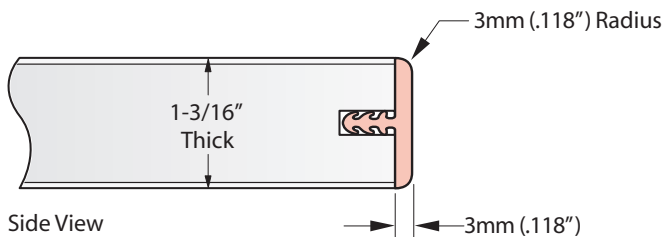


Wood Edgeband (Option M)



Training Tables – T-Mold Edge

Laminate Edgeband (Option T)



Core Material Options

Standard Core: Engineered composite panel made with wood fiber, 100% of which is recycled fiber, bonded with resin. Table tops made with this core are compliant with GREENGUARD™ Standard for Low Emitting Products. This top is 1¾" thick.

Green Core: Engineered composite panel made with wood fiber, 100% of which is recycled fiber, bonded with resin. This core contains no added formaldehyde. Table tops made with this core are certified to the GREENGUARD™ Standard for Low Emitting Products. Green core top is 1¾" thick.

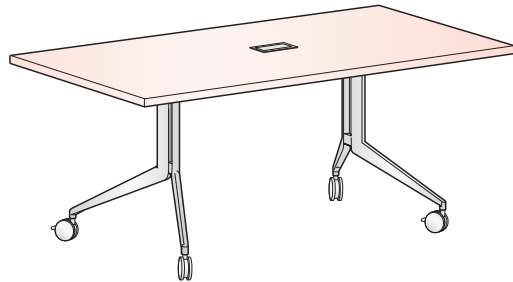
2" Built Up: Engineered composite panel made with wood fiber, 100% of which is recycled fiber, bonded with resin. Table tops made with this core are compliant with GREENGUARD™ Standard for Low Emitting Products. This top is 1¾" thick with a 2" built up edge.

Dimensions: Actual depths and widths of Planes worktops are 0.32" less than nominal sizes shown on price pages.

Example: 30" x 60" = 29.68" x 59.68".

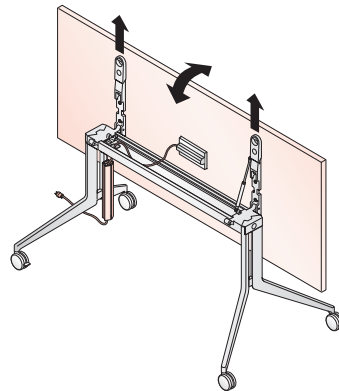
Collaborative Tables

Collaborative tables are ideal for a room whose purpose is constantly changing. The tables can be reconfigured for multiple uses ranging from conferencing to collaborative to dining and everything in between. The base is available with optional casters for easy mobility. The tops, up to 72" wide, also have the option to flip for optimum mobility and storage. The possibilities are endless with the collaborative table offering.

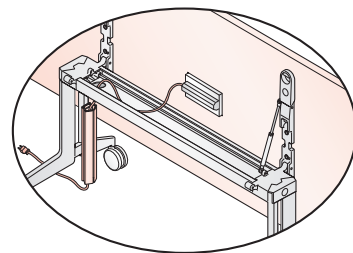


Note Underside of flip top table has matching laminate or wood veneer surface.

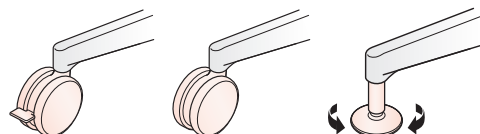
- Collaborative flip top tables flip and nest for easy storage.
- Flip table tops are locked in horizontal position.
- To flip the table top to the vertical position, pull the left and right side finger pulls that release locks to allow pneumatic assisted flip action.
- To return top to horizontal position, pull down on table top edge and top locks back into horizontal position.



- A trough runs between the two Y-legs in the base of the collaborative tables for lay-in cable management. This trough has a grommet, approximately 2½" in diameter, in one side of the trough to allow access to an outside power source. Wires can be routed vertically using the optional Y-Leg Vertical Wire Manager.



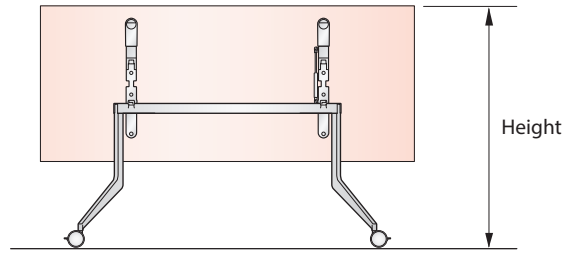
- Knee clearance under trough is 25½".
- Tables specified with casters come with 2 locking casters and 2 non-locking casters.
- Tables with glides have ½" adjustment range.



Collaborative Tables

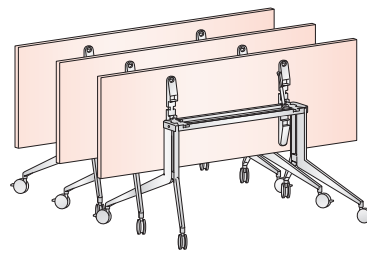
Collaborative Table Heights in the Flipped Position

TABLE SHAPE	30" DEEP TABLE	36" DEEP TABLE
Rectangle	46" H	49" H
Pebble	46" H	49" H
Hexagon	46" H	49" H
Half Round	46" H	49" H
Polygon	46¾" H	49¾" H



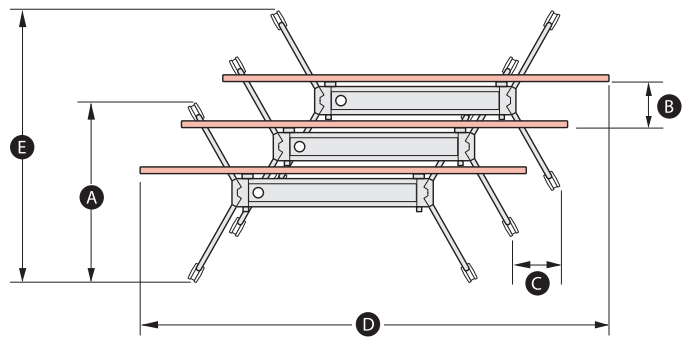
Nesting Tables

Nesting tables in a staggered manner adds 10" to the depth and 4" to the width of the overall footprint for each table. For example: if you have three 72" wide tables staggered, one table footprint is 30" deep and 72" wide. Each additional table adds 10" to the depth and 4" to the width. Three tables would have an overall footprint of 50" deep and 80" wide.



Dimensions for Three Nesting Tables

TABLE WIDTHS	CONSTANTS			VARIABLES	
	A	B	C	D	E
60"	30"	10"	4"	68"	50"
66"	30"	10"	4"	74"	50"
72"	30"	10"	4"	80"	50"



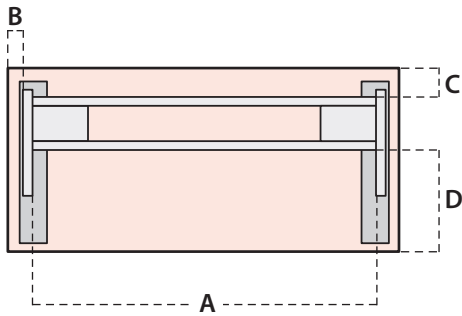
- Ⓐ = Depth of Y-Leg base
- Ⓑ = Additional depth for each nesting table
- Ⓒ = Additional width for each nesting table
- Ⓓ = Overall width of tables nesting
(will vary based on the width of the tables being nested)
- Ⓔ = Overall depth of tables nesting
(will vary based on the number of tables being nested)

Note Example based upon nesting tables of same depths.

- Tips**
 - Collaborative tables always have two Y-legs at the base.
 - Standard table height is 29" with 27⅞" knee clearance.
 - Knee clearance under trough is 25½".
 - Tables are available in laminate or wood with standard core or green core.
 - 3mm edgeband is recommended for Collaborative Tables to allow for flat seams when pushing tables together.
 - Standard edge options are available. See price list for more detail.
 - Glides and casters are field interchangeable.
 - Optional Y-Leg bumper should be specified separately for nesting tables.

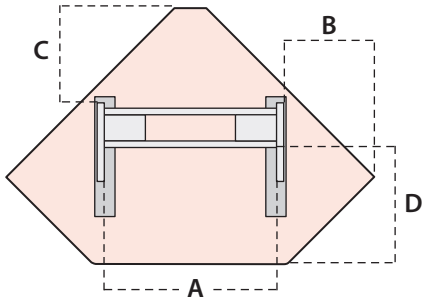
Planes Height Adjustable Tables: Below Table Top Dimensions

Rectangular Table Dimensions



		WIDTH					
		34"	40"	46"	58"	64"	70"
DEPTH	A	26.93"	32.93"	38.93"	50.93"	56.93"	62.93"
	B	3.27"	3.27"	3.27"	3.27"	3.27"	3.27"
	C (23")	2.93"	2.93"	2.93"	2.93"	2.93"	2.93"
	C (29")	5.93"	5.93"	5.93"	5.93"	5.93"	5.93"
	D (23")	13.44"	13.44"	13.44"	13.44"	13.44"	13.44"
	D (29")	16.44"	16.44"	16.44"	16.44"	16.44"	16.44"

Corner Table Dimensions



Angled 90° Table Dimensions

		WIDTH		
		34"	40"	46"
DEPTH	A	26.93"	29.50"	34.73"
	B	9.65"	12.65"	14.27"
	C	11.18"	13.80"	15.03"
	D (23")	15.13"	15.34"	16.94"

Notched 90° Table Dimensions

		WIDTH		
		34"	40"	46"
DEPTH	A	26.93"	29.50"	34.73"
	B	9.65"	12.65"	14.27"
	C	11.18"	13.80"	15.03"
	D (23")	15.13"	15.34"	16.94"

Straight 90° Table Dimensions

		WIDTH		
		34"	40"	46"
DEPTH	A	26.93"	29.50"	34.73"
	B	9.65"	12.65"	14.27"
	C	11.18"	13.80"	15.03"
	D (23")	18.125"	18.33"	19.93"

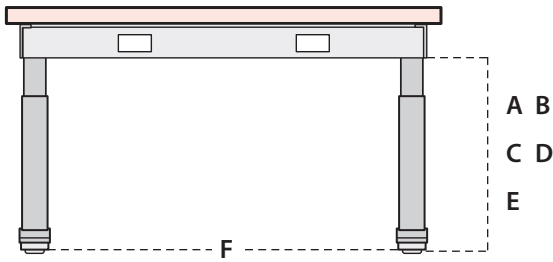
Wrap Around 90° Table Dimensions

		WIDTH		
		34"	40"	46"
DEPTH	A	26.93"	29.50"	34.73"
	B	9.65"	12.65"	14.27"
	C	11.18"	13.80"	15.03"
	D (23")	14.59"	10.56"	7.91"

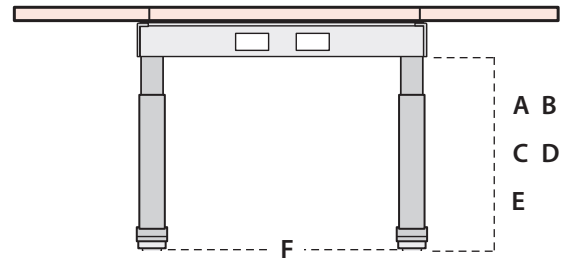
Tip Height-adjustable tables are not designed to accept AKPs, suspended, or attached pedestals.

Planes Height Adjustable Tables: Kneespace Clearances

Rectangular Tables



Corner Tables



Height Adjustment Ranges By Actuator Type

A = Incremental	22" – 35"
B = Crank and Torsion	27" – 45"
C = Single Stage Electric	27" – 46"
D = Dual Stage Electric Low	22" – 48"
E = Dual Stage Electric High	24" – 50"

Kneespace Actual Heights By Actuator Type

	A	B	C	D	E
Low	18.7"	23.7"	23.3"	18.3"	20.3"
High	31.7"	41.7"	42.3"	44.3"	46.3"

Kneespace Actual Widths

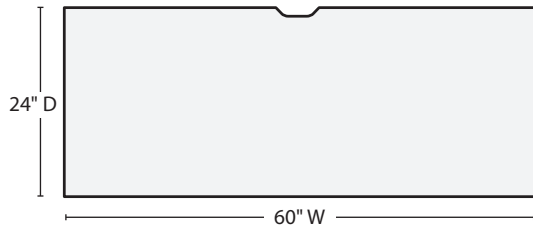
WIDTHS		34"	40"	46"	58"	64"	70"
F (Rectangular)		20.15"	26.15"	32.15"	44.15"	50.15"	56.15"
F (Corners)		20.15"	22.73"	27.96"	---	---	---

Planes Height Adjustable Tables: Pinch Points

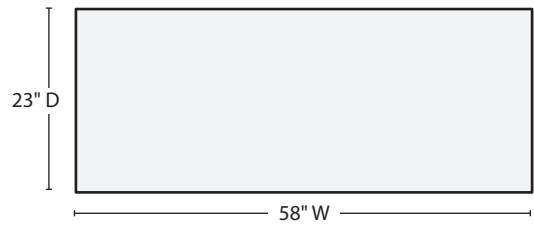
Planes Height Adjustable Tables are 1" less in depth and 2" less in width than Adaptable Component Worksurfaces.

Rectangular Table Dimensions

Adaptable Worksurface: Rectangular

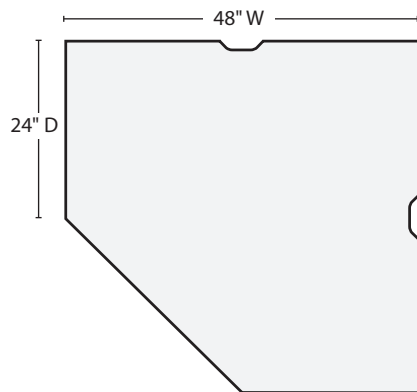


Planes Height Adjustable Table: Rectangular

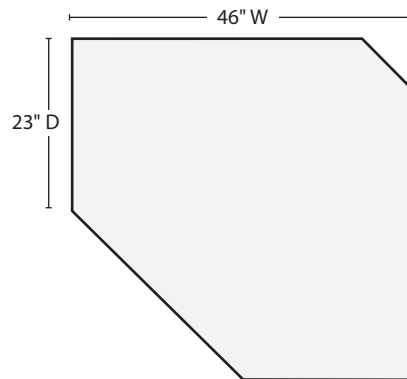


Corner Table Dimensions

Adaptable Worksurface: Corner



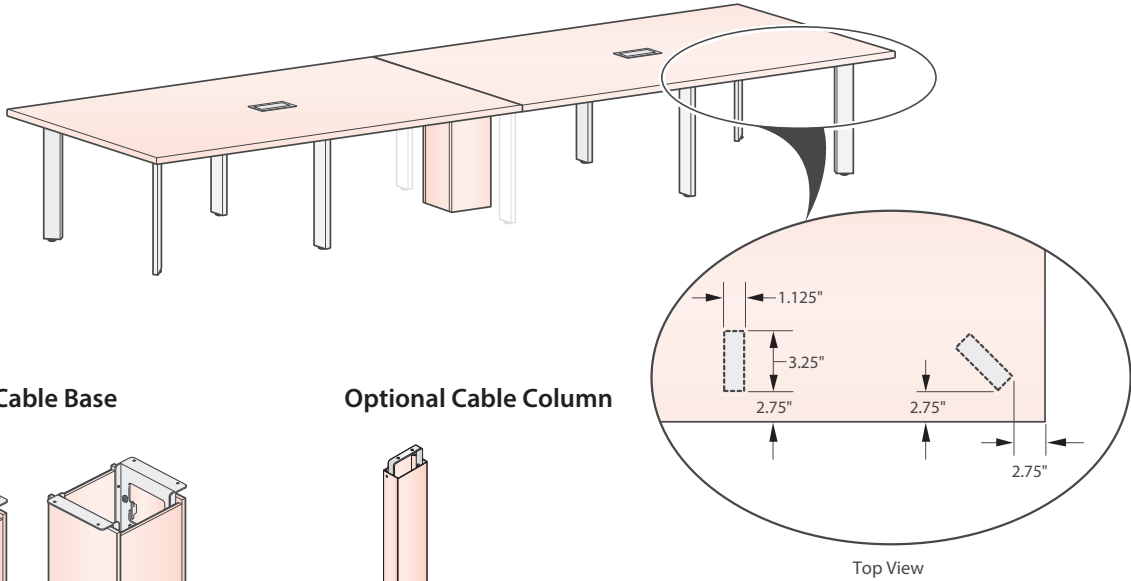
Planes Height Adjustable Table: Corner



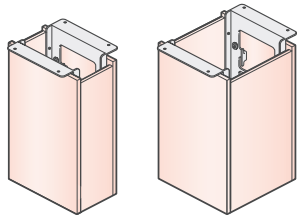
Conference Tables: Interior Leg

Conference tables with the Interior Leg can be specified in rectangle, pebble, hexagon, round, half round, square and polygon shapes to accommodate any conference room and any conferencing style. The rectilinear design of the Interior Leg gives the table a sleek aesthetic.

- Interior Leg is 1½" x 3¼" and is painted aluminum.
- Each leg is inset 2¾" from the edge of the top on the width of the table and 2¾" from the edge of the top on the width of the table.
- Legs are turned at a 45° angle on the table corners.
- Glides have a ½" adjustment range and are standard in black finish.



Optional Cable Base



8" x 14"

14" x 14"

Optional Cable Column



- A Cable Base option is available when cable management is needed. The Cable Base may replace table legs; refer to the Cable Base Product Detail section for more information.

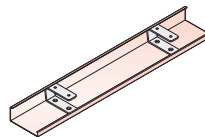
- A Cable Column option is available when vertical wire management is needed on Conference tables when the Cable Base option is not available.

Tips

- Tables are available in wood or laminate; standard core or green core.
- Standard table height is 29" with 27⅞" knee clearance.
- Standard edge options are available. See price list for more detail.
- 3mm Edgeband is recommended for polygon tables for flat seams when putting tables together.
- 1mm Edgeband seams are standard on two and three-piece table tops.
- Tables with multiple piece tops will have equal sized pieces.

Note

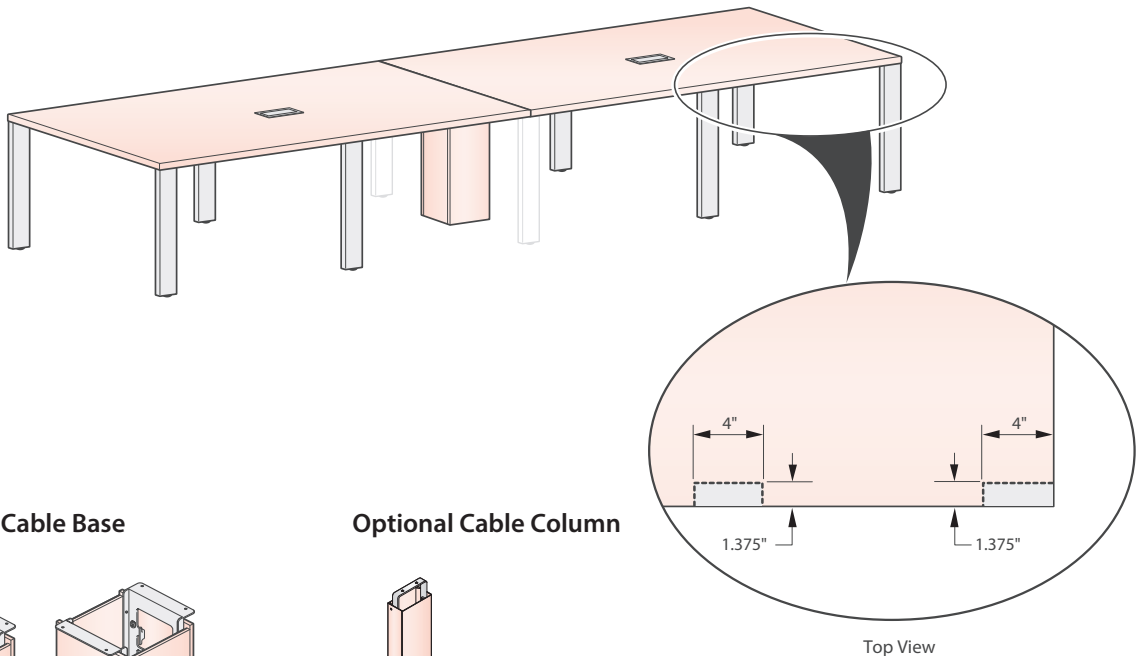
Separately specify the Horizontal Wire Manager for routing cables to the Cable Base(s) and Cable Column(s) from Flip Top Units.



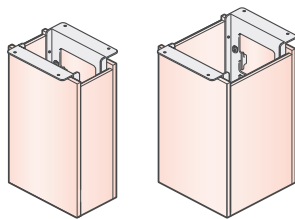
Conference Tables: Perimeter Leg

Conference tables with the Perimeter Leg can be specified in rectangle and square in a variety of sizes to accommodate any conference room. The rectilinear design of the Perimeter Leg, along with the sleek profile of the 2" built up edge, give the table a contemporary aesthetic.

- Perimeter Legs are 1 $\frac{3}{8}$ " x 4" and are painted aluminum. Perimeter legs align with the edge of the table top at the perimeter.
- Glides have a $\frac{1}{2}$ " adjustment range and are standard in black finish.



Optional Cable Base



8" x 14"

14" x 14"

Optional Cable Column



- A Cable Base option is available when cable management is needed. The Cable Base may replace table legs; refer to the Cable Base Product Detail section for more information.

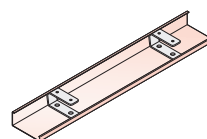
- A Cable Column option is available when vertical wire management is needed on Conference tables when the Cable Base option is not available.

Tips

- Tables are available in laminate or wood.
- Standard table height is 30" with 27 $\frac{3}{8}$ " knee clearance.
- Conference tables with the perimeter leg are standard with the 2" built up edge.
- Conference tables with the perimeter leg can be ordered in 3mm plastic Edgeband and 3mm Wood Edgeband.
- Tables with multiple piece tops will have equal sized pieces.
- 3mm Edgeband seams are standard on two and three-piece tops.

Note

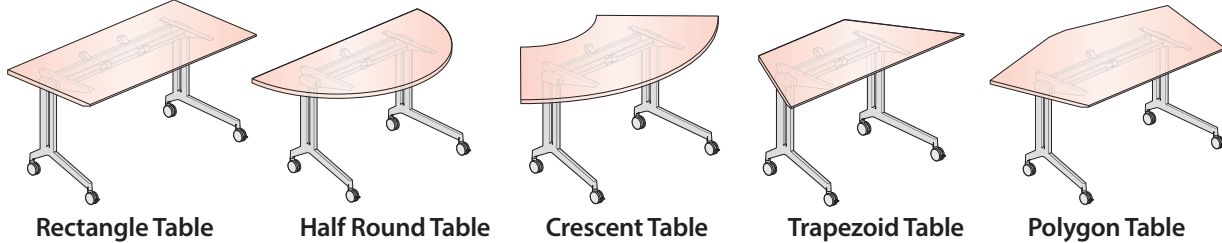
Separately specify the Horizontal Wire Manager for routing cables to the Cable Base(s) and Cable Column(s) from Flip Top Units.



Training Tables

Create effective education environments with Planes Training Tables. From dedicated training rooms to multi-purpose spaces, Planes Training Tables provide the top shapes, sizes and options to support a variety of instructional applications and settings. With table options that include casters, tops that flip and hinged modesty panels, Planes Training Tables provide easy mobility. In addition, Planes Training Tables blend technology and reconfiguration needs by offering power distribution system options with integrated wire management.

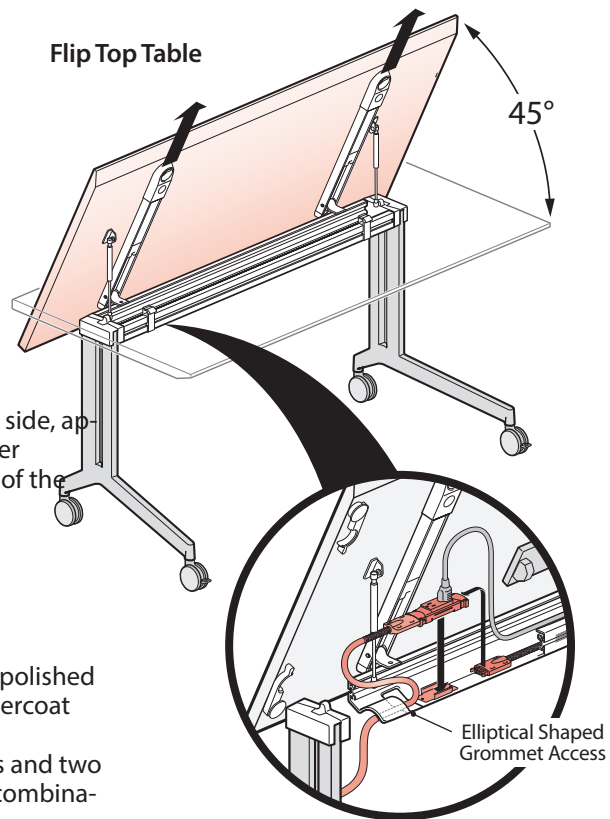
Table Top Shapes



Features:

Flip Top Tables

- Training flip top tables flip and nest for easy storage (through 72" wide).
- Flip top tables are locked in horizontal position.
- To flip the table top to the upright position, pull the left and right side finger pulls that release locks to allow pneumatic assisted flip action.
- To return top to horizontal position, pull down on table top edge and top locks back into horizontal position.



Integrated Wire Management

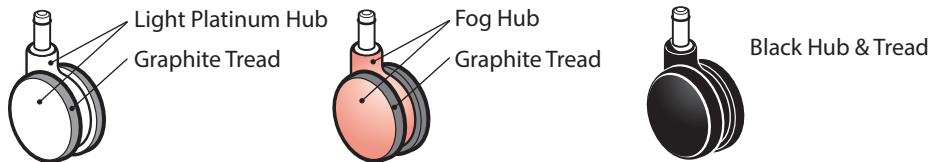
- A Stretcher runs between the two C-legs in the base of the Training Tables for lay-in cable management.
- This Stretcher has an elliptical shaped grommet on each side, approximately $\frac{3}{4}$ " x $1\frac{1}{8}$ ", to allow access to an outside power source or to distribute power between tables when one of the power distribution systems is in use.
- Wires can be routed vertically using the optional C-leg Vertical Wire Manager.
- Knee clearance under the stretcher is 23.94"

Stretcher detail with integrated wire management (shown with 2-Circuit Power)

Leg and Caster Options

- The leg can be either powdercoat painted or finished in polished aluminum. The stretcher and support arms will be powdercoat painted.
- Tables specified with casters come with 2 locking casters and two non-locking casters. Casters are available in three color combinations: light platinum hub with graphite tread, fog hub with graphite tread or black
- Tables specified with glides come with 4 glides with 1/2" adjustment.

Casters



Glides

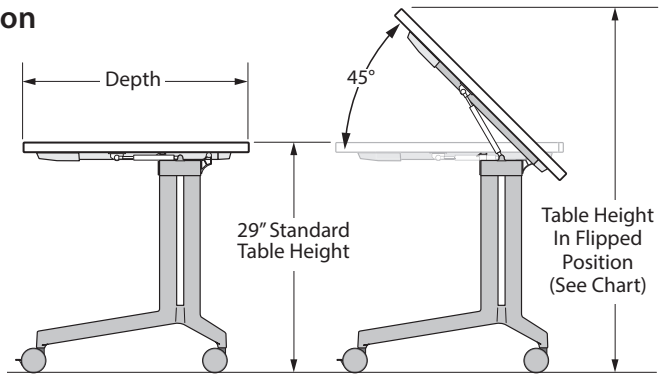


Training Tables: Flip Top Table – Dimensions

Training Table Heights in the Flipped Position

Table Top Shape	Flipped Height 24" Depth Table	Flipped Height 30" Depth Table
Rectangle	41.87"	46.11"
Half Round	N/A	46.11"
Trapezoid	N/A	41.79"
Polygon	43.22"	47.45"
Crescent	N/A	47.50"

- Tips**
- Training tables always have two C-legs at the base.
 - Standard table height is 29" nominal with 28" knee clearance.
 - Knee clearance under stretcher is 23.98".



Nesting Training Tables in the Flipped Position

Flip top tables save space by nesting together for easy storage. Nesting the tables in a staggered manner increases the overall footprint. Each additional table adds 3.25" to the width and 12.19" to the depth of the table top in a flipped position; dimension (A).

Determining the Overall Footprint

Example: (3) 60" wide x 24" deep nested tables

Width: Width of table 60" plus 3.25" for each additional table (6.50") = 66.50"

Depth: Dimension (A) 21.49" plus 12.19" for each additional table (24.38") = 45.87"

Overall Footprint of (3) Nested Tables: 66.50" wide x 45.87" deep

Note 3.25" and 12.19" are constant dimensions for nesting all table shapes, widths and depths

Add **12.19"** to the Depth For Each Additional Table

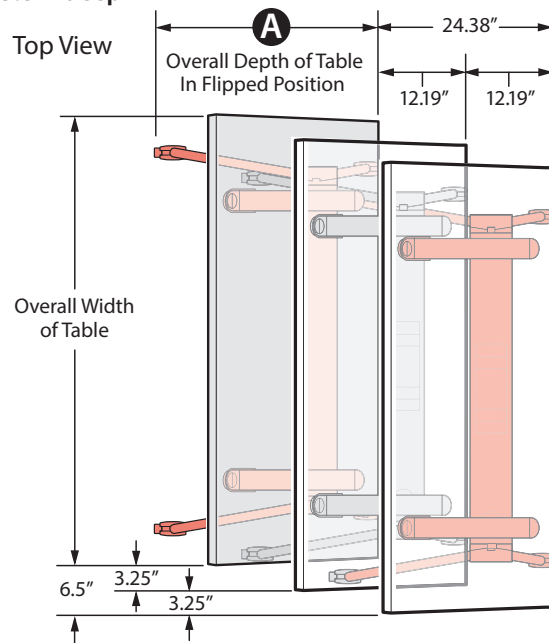
Nesting Dimension

Rectangular Flip Tables	A	B
24" Depth – Flip Tables (All Widths)	21.49"	21.23"
30" Depth – Flip Tables (All Widths)	27.49	27.23"
Half Round Flip Table		
36"W x 24"D	27.49	27.23"
Crescent Flip Table		
36"W x 24"D	28.24"	27.23"
Trapezoid Flip Table		
36"W x 24"D	28.24"	27.23"
Polygon Flip Tables		
36"W x 24"D	21.49"	21.23"
42"W x 24"D	27.49	27.23"

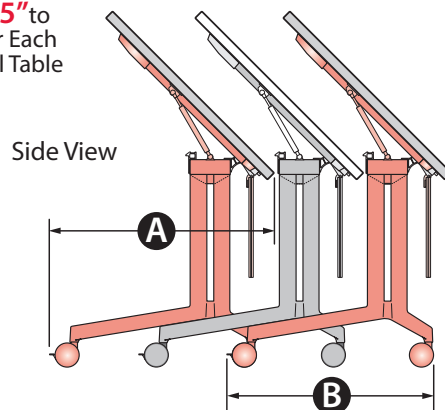
A = Overall Depth of Table In Flipped Position (will vary based on table shape)

B = Depth of C-Leg base

Note Example based upon nesting tables of same depths and widths.

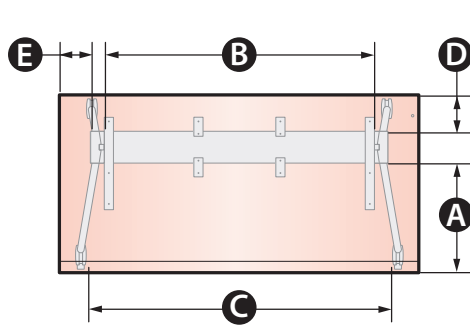


Add **3.25"** to Width For Each Additional Table



Training Tables: Below Table Top – Dimensions

Rectangular Table



20" Depth Table

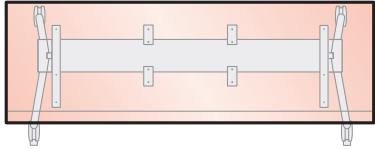


Table Width	A			B			C			D	E
	20"D	24"D	30"D	20"D	24"D	30"D	20"D	24"D	30"D		
36"	8.41"	12.41"	18.41"	20.88"	25.44"	25.44"	27.56"	6.03"	5.07"		
42"	8.41"	12.41"	18.41"	26.88"	31.44"	31.44"	33.56"	6.03"	5.07"		
48"	8.41"	12.41"	18.41"	32.88"	37.44"	37.44"	39.56"	6.03"	5.07"		
54"	8.41"	12.41"	18.41"	38.88"	43.44"	43.44"	45.56"	6.03"	5.07"		
60"	8.41"	12.41"	18.41"	44.88"	49.44"	49.44"	51.56"	6.03"	5.07"		
66"	8.41"	12.41"	18.41"	50.88"	55.44"	55.44"	57.56"	6.03"	5.07"		
72"	8.41"	12.41"	18.41"	56.88"	61.44"	61.44"	63.56"	6.03"	5.07"		
78"	8.41"	12.41"	18.41"	62.88"	67.44"	67.44"	69.56"	6.03"	5.07"		
84"	8.41"	12.41"	18.41"	68.88"	73.44"	73.44"	75.56"	6.03"	5.07"		
90"	8.41"	12.41"	18.41"	74.88"	79.44"	79.44"	81.56"	6.03"	5.07"		
96"	8.41"	12.41"	18.41"	80.88"	85.44"	85.44"	87.56"	6.03"	5.07"		

Note The C-Leg Base and Casters extend past the front edge of the table top on 20" Depth Rectangular Tables.

Half Round Table

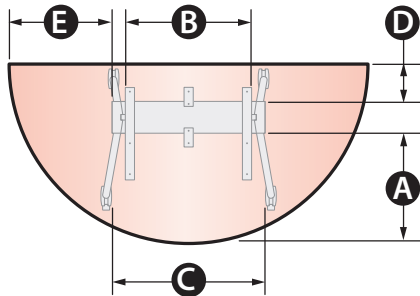


Table Width	A	B	C	D	E
60"	18.41"	32.88"	39.56"	6.03"	11.07"

Crescent Table

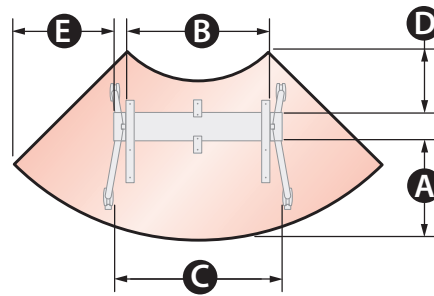


Table Width	A	B	C	D	E
68"	20.38"	32.88"	39.56"	9.38"	15.06"

Trapezoid Table

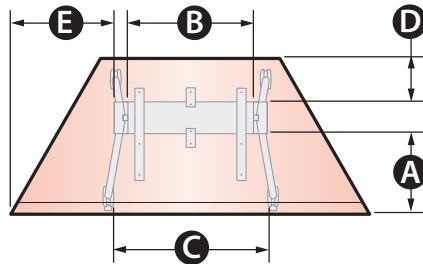


Table Width	A	B	C	D	E
60"	12.41"	26.88"	33.56"	8.05"	14.07"

Polygon Table

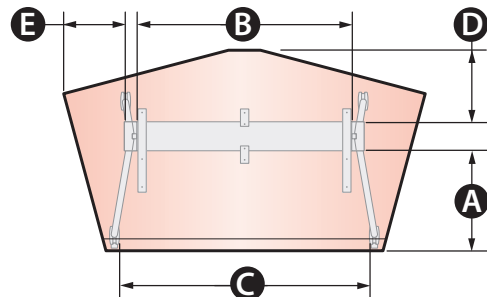
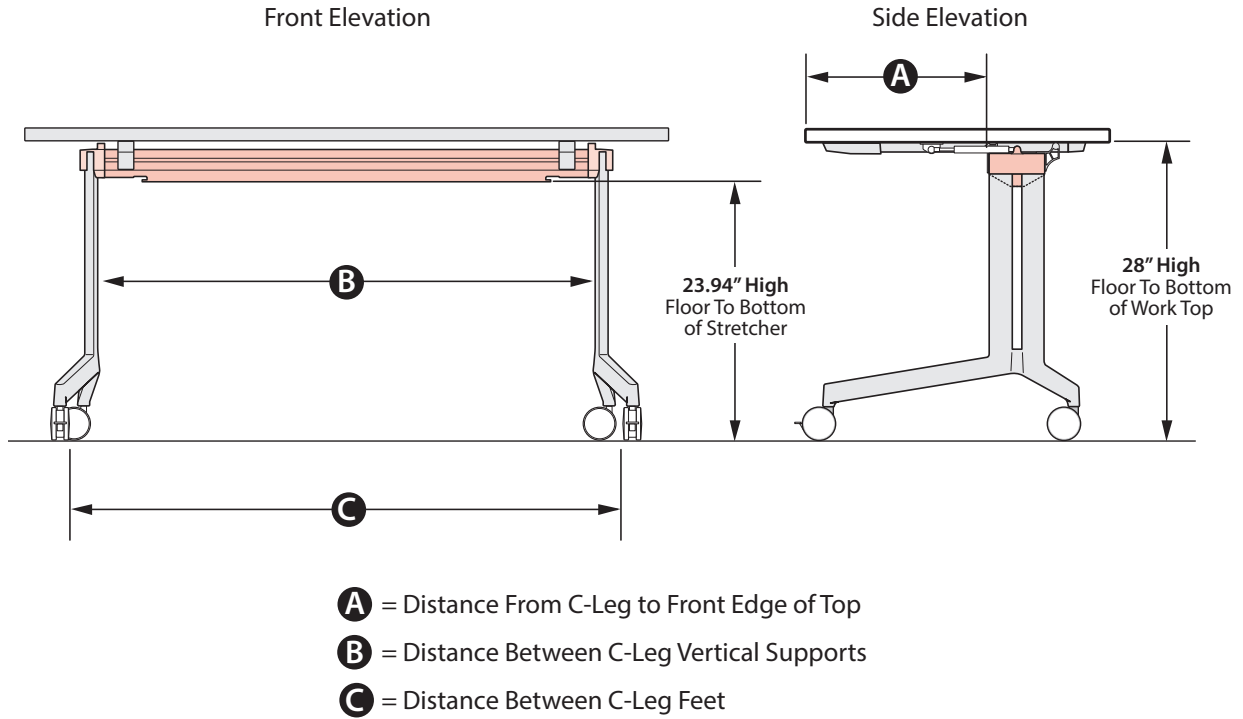


Table Width	A	B	C	D	E
55"	14.41"	32.88"	37.44"	9.55"	8.34"
66"	20.41"	38.88"	45.56"	10.90"	11.15"

- A** = Stretcher to Front Edge of Worksurface
- B** = Distance Between C-Leg Vertical Supports
- C** = Distance Between C-Leg Feet
- D** = Stretcher to Back Edge of Worksurface
- E** = C-Leg Vertical Support to Side Edge of Worksurface

Training Tables: Kneespace Clearance – Dimensions



Rectangular Table — Kneespace Clearances

Table Width	A			B	C		
	20" Depth Top	24" Depth Top	30" Depth Top		20" Depth Top	24" Depth Top	30" Depth Top
36"	8.41"	12.41"	18.41"	22.43"	25.44"	25.44"	27.56"
42"	8.41"	12.41"	18.41"	28.43"	31.44"	31.44"	33.56"
48"	8.41"	12.41"	18.41"	34.43"	37.44"	37.44"	39.56"
54"	8.41"	12.41"	18.41"	40.43"	43.44"	43.44"	45.56"
60"	8.41"	12.41"	18.41"	46.43"	49.44"	49.44"	51.56"
66"	8.41"	12.41"	18.41"	52.43"	55.44"	55.44"	57.56"
72"	8.41"	12.41"	18.41"	58.43"	61.44"	61.44"	63.56"
78"	8.41"	12.41"	18.41"	64.43"	67.44"	67.44"	69.56"
84"	8.41"	12.41"	18.41"	70.43"	73.44"	73.44"	75.56"
90"	8.41"	12.41"	18.41"	76.43"	79.44"	79.44"	81.56"
96"	8.41"	12.41"	18.41"	82.43"	85.44"	85.44"	87.56"

Half Round Table – Kneespace Clearance

Table Width	A	B	C
60"	18.41"	34.43"	39.56"

Crescent Table – Kneespace Clearance

Table Width	A	B	C
68"	20.38"	34.43"	39.56"

Trapezoid Table – Kneespace Clearance

Table Width	A	B	C
60"	12.41"	28.43"	33.56"

Polygon Table – Kneespace Clearance

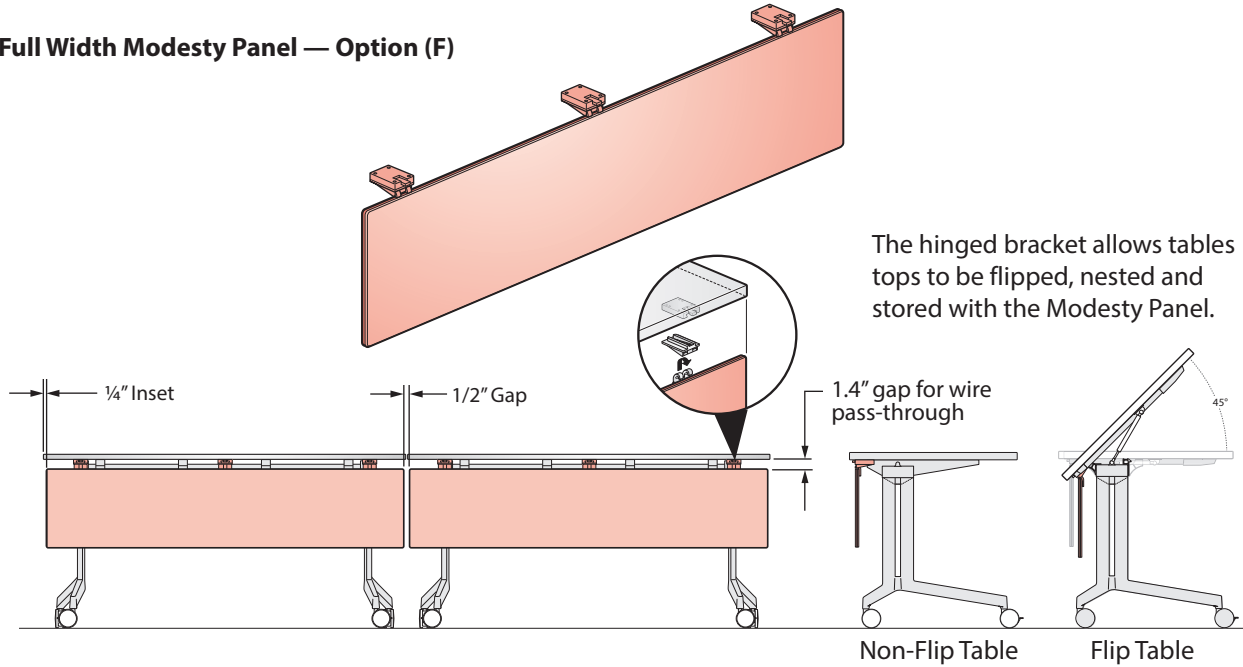
Table Size	A	B	C
55"W x 24"D	14.41"	34.43"	37.44"
66"W x 30"D	20.41"	40.43"	45.56"

Training Tables: Modesty Panel

- The modesty panel features a hinged bracket for ease of nesting and storing; the modesty panel does not need to be removed.
- With a vast selection of fabric options, the modesty panel adds visual interest.
- Modesty Panels are mounted 1.4" (36mm) below the table top to allow for wire pass-through.

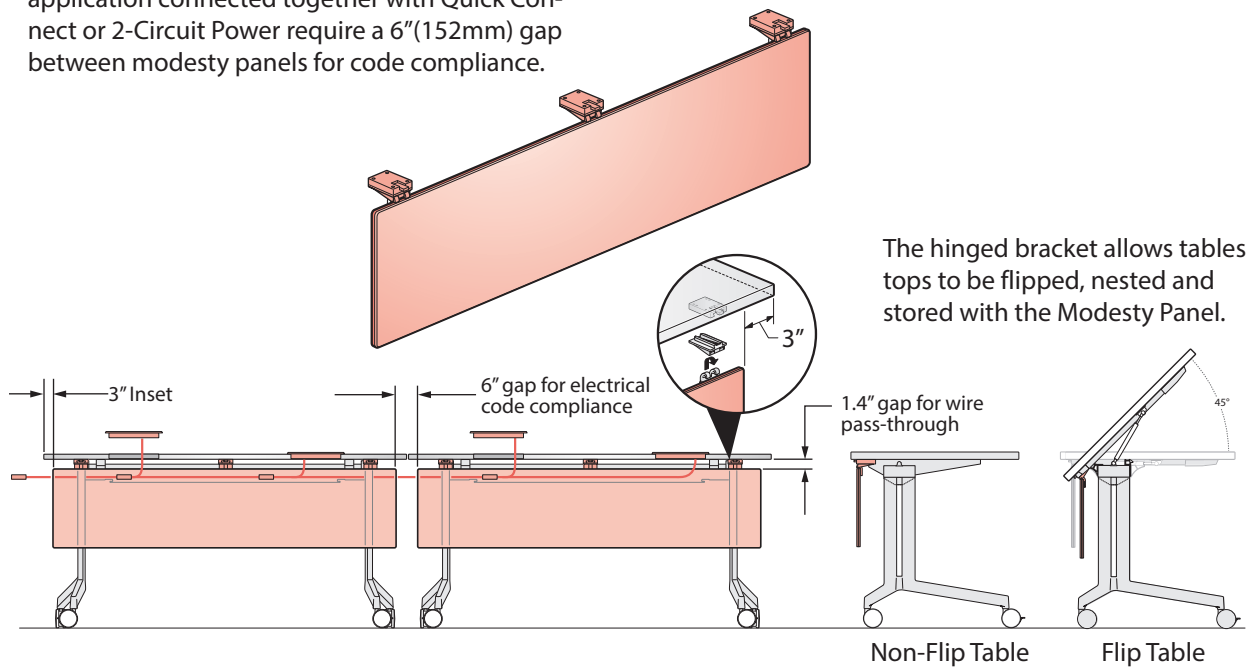
Note Attachment hardware is factory installed on modesty panel; requires field drilling beneath table top.

Full Width Modesty Panel — Option (F)



Powered Table Modesty Panel — Option (P)

- Powered Planes Training Tables in an in-line application connected together with Quick Connect or 2-Circuit Power require a 6" (152mm) gap between modesty panels for code compliance.



Electrical: Flip Top Units

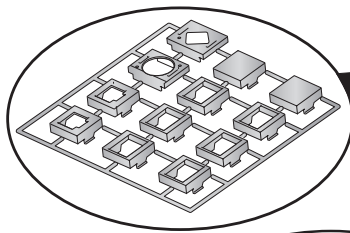
Flip Top Unit – Outlets and Data Jacks

The Flip Top Unit includes multiple data jack adapters to accommodate most field supplied data jacks. Also included are blank data covers to be used if no data access is needed. Data jacks are field supplied.

- 15 amp rated simplex power receptacles
- Data information access ports

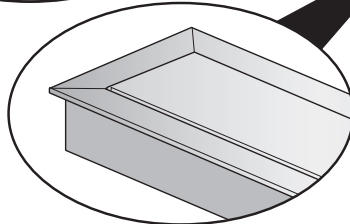
Data Jack Adapters Included

Includes blank data covers and data jack adapters standard in white.



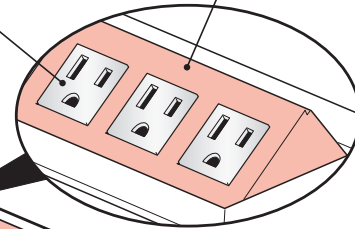
Simplex power receptacles standard in white; included with Flip Top Unit.

Perimeter edge of power receptacles and data ports face plate standard in white.



Anodized Finish

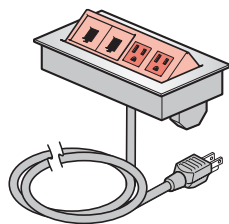
Flush mount plate and pop-up portion of Flip Top Unit standard in anodized finish.



Power Outlets
15 Amp NEMA 5-15R configuration

- Data Jack Adapters work with field supplied Data Jacks from manufacturers such as Siemon, Hubbell and Panduit.
- Additional Data Tree adapters are available through E-Parts

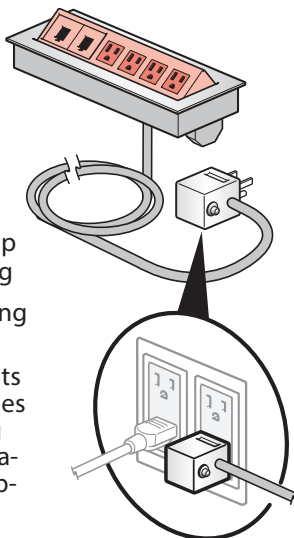
Flip Top Unit – Connection Types



Corded

12 foot long, 15 amp black cord with plug

- For use with building receptacle outlet.
- Corded flip top units with four receptacles utilize a fused plug that may block adjacent building receptacle outlet.

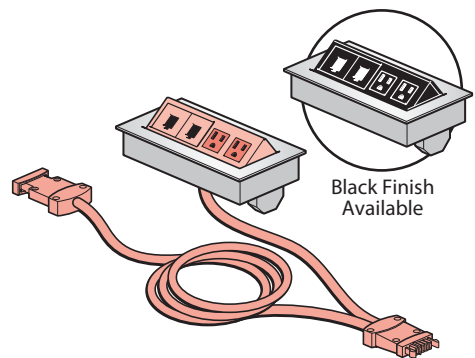


Hardwired

6 foot flexible metal conduit feed with wires for hardwire connection

- Must be hardwired to building power.

Detail of Fused Plug



Quick-Connect Power

(Only For Use With Planes Training Tables)

60" (1524mm) cord with modular connectors. Available in two finishes.

- Must be used with Quick Connect Power components, only.

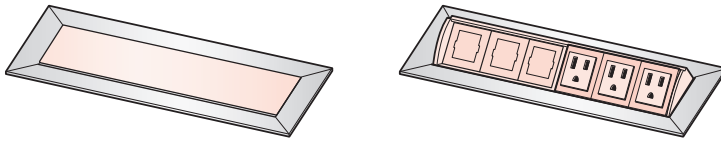
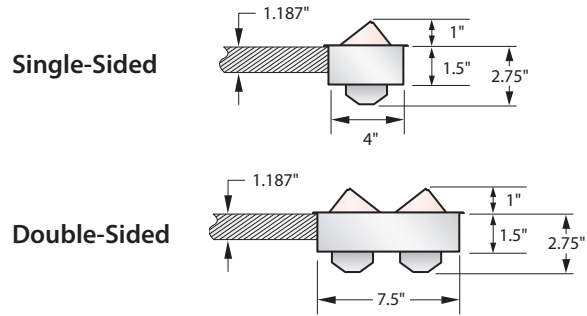
Note

- Only for use with Planes Training Tables.
- Quick Connect Flip Top Unit also available in black.

Electrical: Flip Top Units

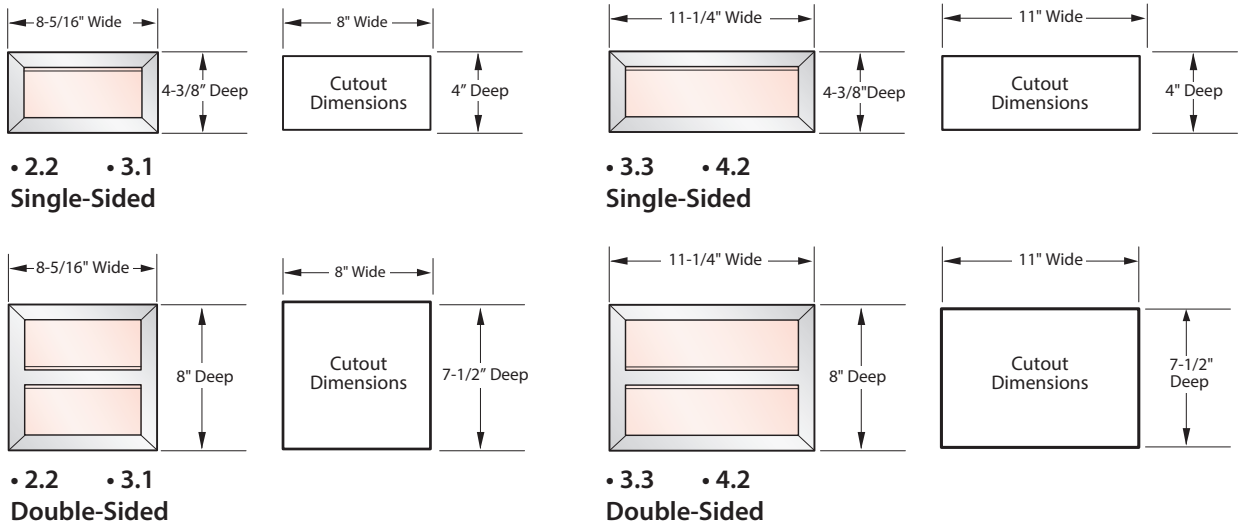
Flip Top Unit Configurations – Collaborative, Height Adjustable and Conference Tables

- The Flip Top Unit spring release cover offers two positions; closed or fully open.
- Order Flip Top Units to match flip top unit cutout option specified for each table.
- Flip Top Unit: bezel and pop-up portion are proud to table top
- When installed into a 1 3/16" or 2" thick table top, the Flip Top Unit will extend below the top



- When closed the flip top bezel is proud to the table top
- When open the Flip Top Unit projects 1" above the table top

Flip Top Unit: Bezel/(Cutout) Dimensions



Note Hardwire options available for 2.2 single and double-sided, 3.3 single and double-sided, and 4.2 double-sided.



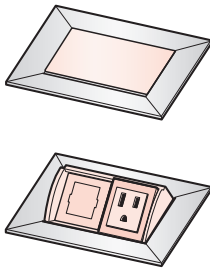
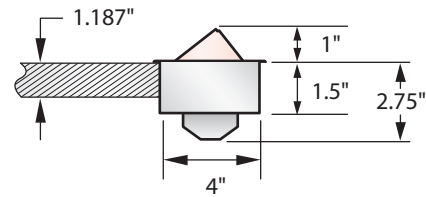
- Flip Top Unit is field installed into a factory cut opening. Specify the number of cutouts needed per table top when ordering the table.
- Corded Flip Top Unit applications should be reviewed by local authorities (electrical inspector) prior to ordering this product.
- For use with 120 volt 60 hertz power source only.

Electrical: Flip Top Units

Flip Top Unit Configurations – Training Tables

- The Flip Top Unit spring release cover offers two positions; closed or fully open.
- When closed the flip top bezel is proud to the table top
- When open the Flip Top Unit projects 1" above the table top

Side Elevation



5 5/16" W Flip Top Unit

Corded Configurations:

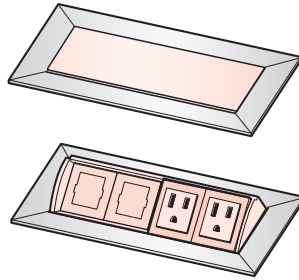
- 1 Power, 1 Data
- 2 Power, 0 Data

Hardwired Configurations:

- 1 Power, 1 Data
- 2 Power, 0 Data

Quick Connect Power Configurations:

- 1 Power, 1 Data
- 2 Power, 0 Data



8 5/16" W Flip Top Unit

Corded Configurations:


- 2 Power, 2 Data
- 3 Power, 1 Data

Hardwired Configurations:

- 2 Power, 2 Data

Quick Connect Power Configurations:

- 2 Power, 2 Data
- 3 Power, 1 Data



11 5/16" W Flip Top Unit

Corded Configurations:

- 3 Power, 3 Data
- 4 Power, 2 Data

Hardwired Configurations:

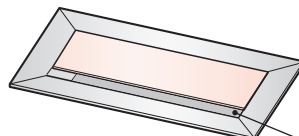
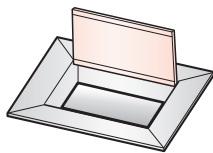
- 3 Power, 3 Data

Quick Connect Power Configurations:

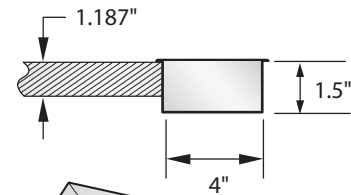
- 3 Power, 3 Data
- 4 Power, 2 Data

Flip Top Unit - Hatch

- Hatch is flush mounted with hinged cover; 1/2" (13mm) gap between cover and bezel for cords.
- Specify for cord management as needed.



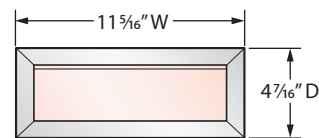
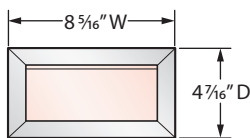
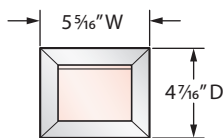
Side Elevation



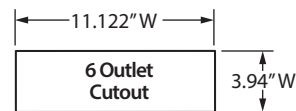
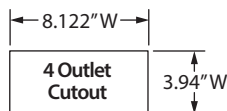
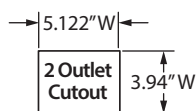
1/2" Gap

Flip Top Unit: Bezel / Cutout Dimensions

Bezel Dimensions:



Cutout Dimensions:



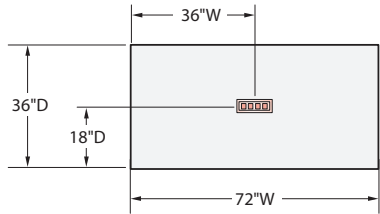
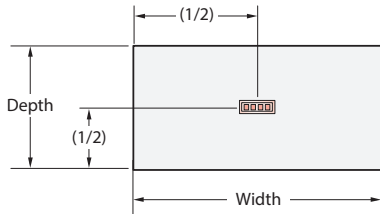
- Flip Top Unit is field installed into a factory cut opening. Specify the number of cutouts needed per table top when ordering the table.
- Corded Flip Top Unit applications should be reviewed by local authorities (electrical inspector) prior to ordering this product.
- For use with 120 volt 60 hertz power source only.

Flip Top Unit Cutout Locations

Flip Top Unit Cutout Locations – Collaborative and Conference Tables

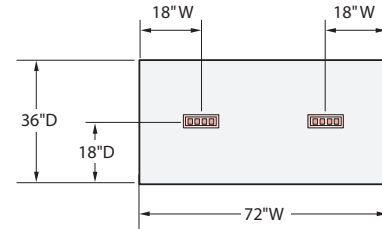
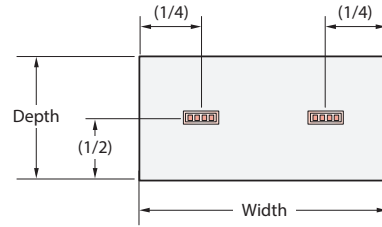
Flip Top Unit cutouts can be specified for a centered cutout or left/right cutouts in top. If a centered Flip Top Unit cutout is specified, the cutout is located at half the width and half the depth, on center. If left/right cutout is specified, the cutouts are located at a quarter of the width and half the depth, both on center.

Rectangular Tables: Centered Cutout



Example: When you specify a 72" L x 36" D table, a cutout will be centered at 36" L x 18" D.

Rectangular Tables: Left/Right Cutout (Conference Only)



Example: When you specify a 72" L x 36" D table with left/right cutout, each cutout will be centered at 18" D and 18" L from each edge.

When specifying cutouts in **multiple top tables**, keep in mind when you order a left/right cutout, you will receive two cutouts in each table piece. For example: if you order a 3-piece table with a left/right cutout (TARA-54J6-LJSVJG4N), you will receive six cutouts — two cutouts in each piece. See the tables below.

When specifying a centered cutout, you will receive one cutout per table top:



When specifying left/right cutouts, you will receive two cutouts per table top:



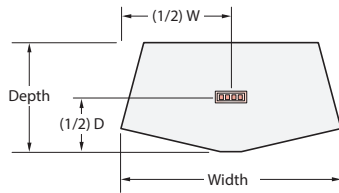
- Notes**
- Flip Top Units are separately specified.
 - Double-sided Flip Top Unit cannot fit over 8" x 14" Cable Base.

Tip Pebble and Hexagon shaped tables follow the same rules as rectangular shaped tables.

Flip Top Unit Cutout Locations

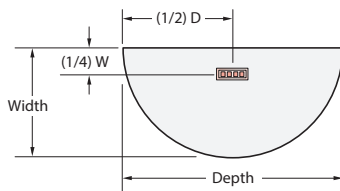
Flip Top Unit Cutout Locations – Collaborative and Conference Tables

Polygon



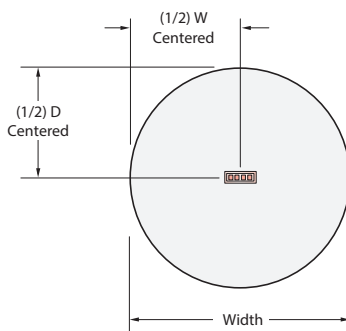
Polygon tops are available with a centered cutout. The cutout is located at half the width and half the depth, on center.

Half-Round



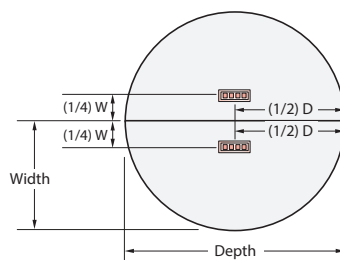
Half Round tops are available with a centered cutout. The cutout is located at quarter the width and half the depth, on center.

One-Piece Round



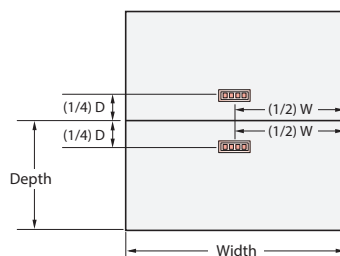
One-piece round tops are available with a centered cutout.

Two-Piece Round



Two-piece round tops are available with two centered cutouts. The cutouts are located at $1/2$ depth and $1/4$ the width, on center, in each piece.

Two-Piece Square

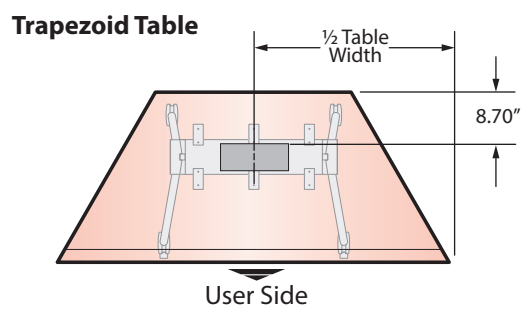
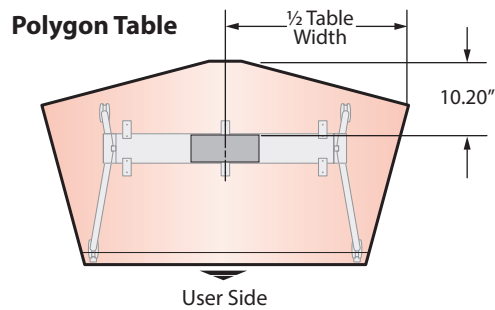
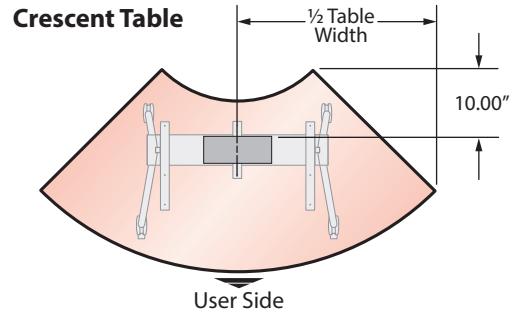
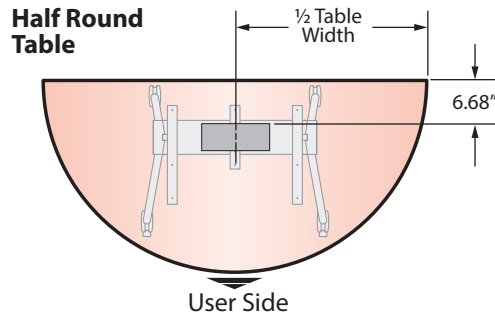
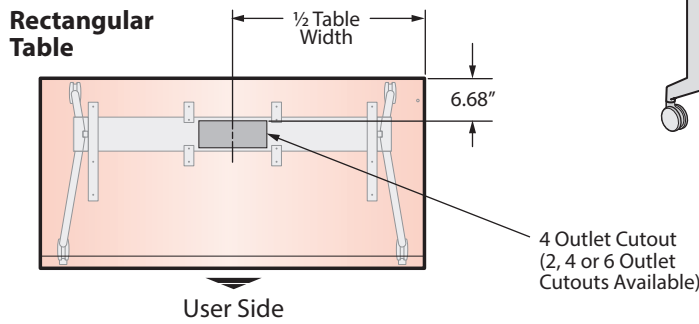
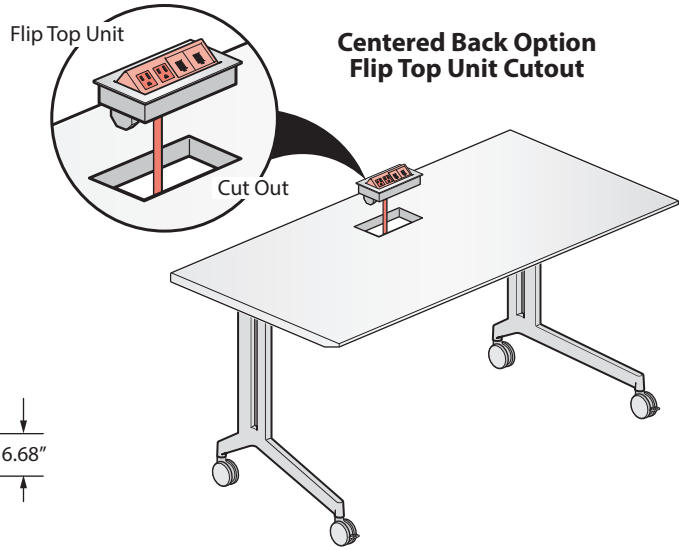


Two-piece square tops are available with two centered cutouts. The cutouts are located at $1/2$ the width and $1/4$ the depth, on center, in each piece.

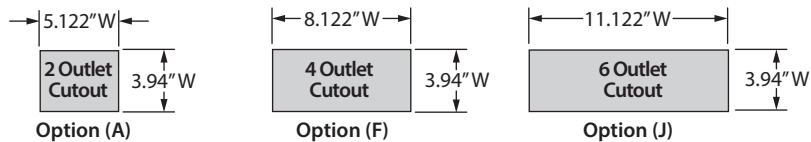
Flip Top Unit Cutout Locations

Flip Top Unit Centered Back Cutout Locations – Training Tables

- The centered back cutout option can be specified for all training table shapes.
- The cutout is centered on the table top.
- The distance from the back edge of the cutout to the back edge of the table top varies depending on the table shape.
- Locations are for cutout (not bezel of flip top unit).
- Cut-out sizes will vary to match separately specified Flip Top Units (2, 4 or 6 outlet cutouts sizes available).



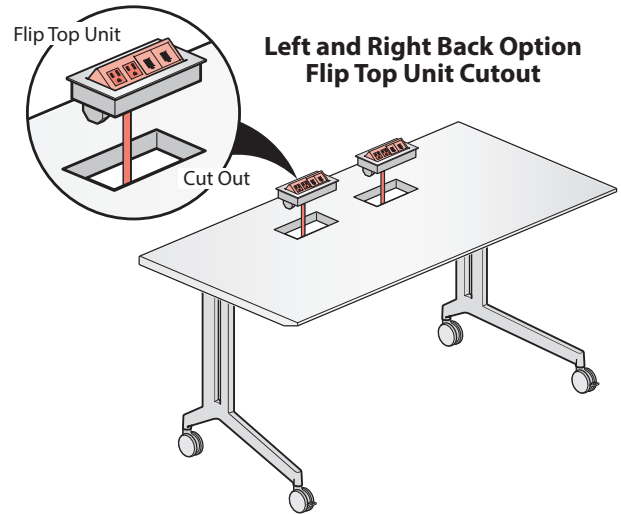
Cutout / Outlet Options:



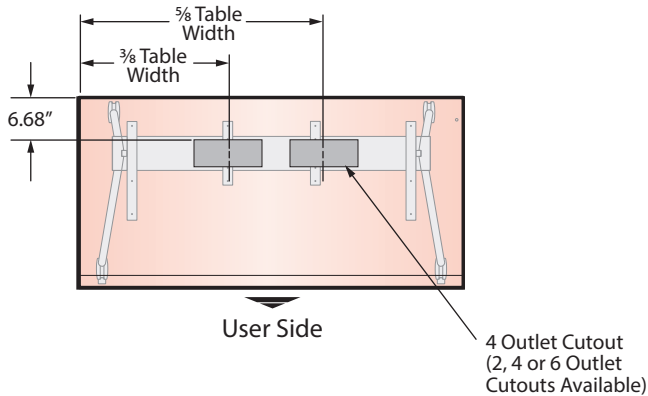
Flip Top Unit Cutout Locations

Flip Top Unit Left and Right Back Cutout Locations – Training Tables

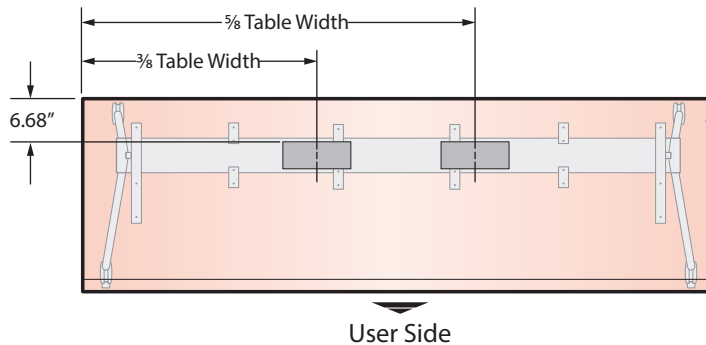
- The left and right back cutout option consists of two cutouts per table, one left hand and one right hand, this option may be specified for 60", 66", 72", 78", 84", 90" and 96" Rectangular Tables only.
- Centerline of the cutouts will be $\frac{3}{8}$ and $\frac{5}{8}$ of the table width from the side edge of the table.
- Cutouts will be located 6.68" from the back edge of the table to the back edge of the cutouts.
- Locations are for cutout (not bezel of flip top unit).
- Cut-out sizes will vary to match separately specified Flip Top Unit (2, 4 or 6 outlet cutouts sizes available).



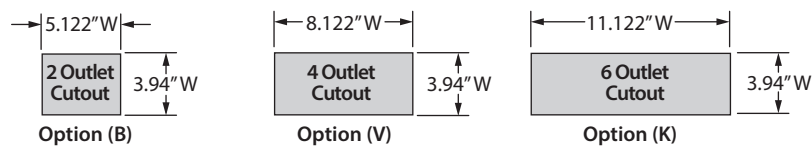
60"W Rectangular Table



96"W Rectangular Table



Cutout / Outlet Options:



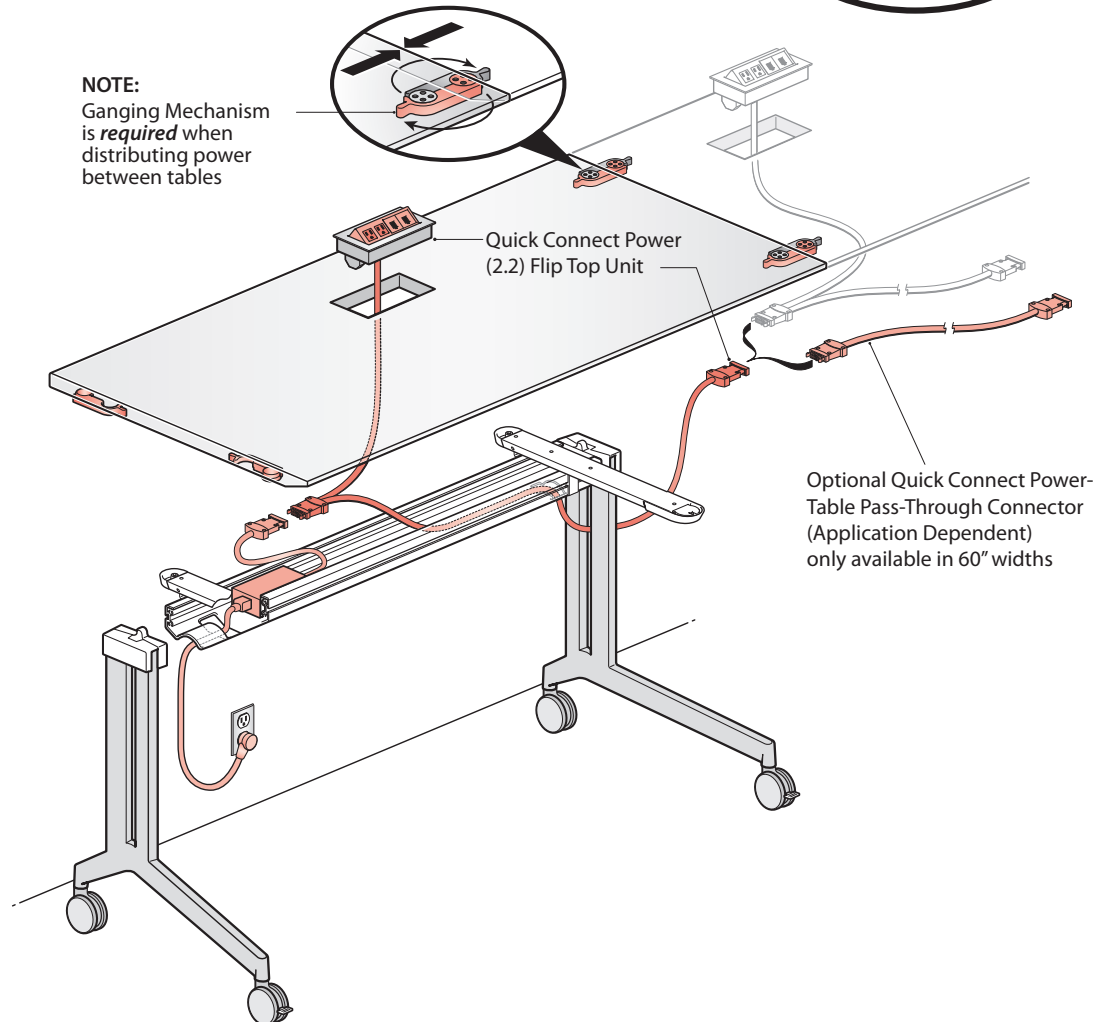
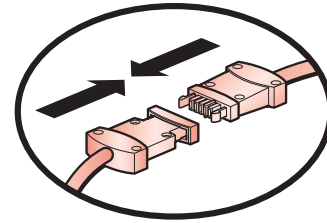
- Note**
- Left / right back option is not available for 36"W-54"W Rectangle Tables, Half Round Tables, Trapezoid Tables, Polygon Tables and Crescent Tables.
 - Spacing for left / right back option is $\frac{3}{8}$ and $\frac{5}{8}$ of the table width to the centerline of the cutout. Cut out sizes will vary.

Training Tables Electrical – Quick Connect Power Distribution System

Quick Connect Power enables power distribution between tables by providing single circuit and corded access to building power. Select this system for frequent room reconfiguration and/or where corded building access is necessary.

- Single circuit, 15 Amp power distribution between tables
- Modular connections between tables
- Non-sequential: arrange and rearrange quickly and easily
- Starter Box indicator shows green for up to 8 connections (Flip Top Units or Pass Through Connectors), red light indicates too many units
- Connect up to 8 Flip Top Units and/or Table Pass Through Connectors per starter box. Starter Box Indicator shows green for up to 8 connections (Flip Top Units or Pass Through Connectors). Red light indicates too many connections.
- UL recognized - pair with Planes C-Leg Training Tables only.

Quick Connect Power Modular Connection



Quick Connect Power — Overview

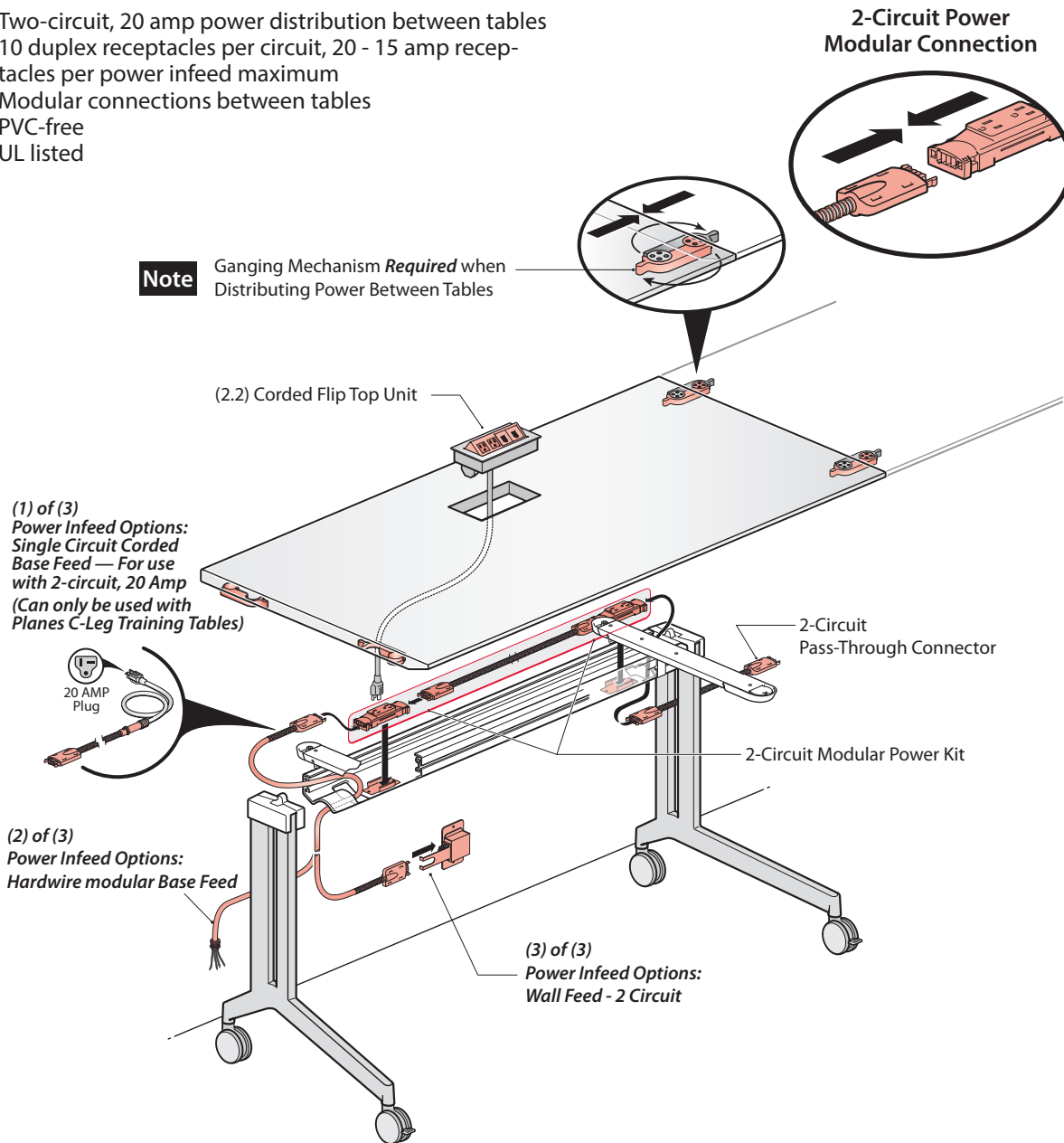
1. Determine the user's power and data requirements; this will determine the number of cutouts required per table and the power/data configuration for each table cut out.
2. Table top cutouts and the flip top unit which occupies the cut out are separately specified; be certain to specify table cut out and the flip top unit the same size.
3. Table Pass-Through Connectors may be used to route power from table to table. The quantity of connectors is determined by the table width and the table configuration.
4. Separately specified Ganging Mechanisms are required to connect tables together in a table-to-table powered configuration.

Tips To maintain access to the stretcher, the flip top version of Planes Training Tables is recommended

Training Tables Electrical – 2-Circuit Power Distribution System

The 2-Circuit Power system enables power distribution between tables by providing two-circuit power with modular, corded or hardwire access to building power. Select this system for occasional room reconfiguration and moderate power demand is planned. Use with separately specified power modules such as the Flip Top Units.

- Two-circuit, 20 amp power distribution between tables
- 10 duplex receptacles per circuit, 20 - 15 amp receptacles per power infeed maximum
- Modular connections between tables
- PVC-free
- UL listed



How To Specify 2-Circuit Power

1. Determine the user's power and data requirements; this will determine the number of cutouts required per table and the power/data configuration for each table cut out.
2. Table top cutouts and the flip top unit which occupies the cut out are separately specified; be certain to specify table cut out and the flip top unit the same size.
3. 2-Circuit Modular Power Kits may be used to route power from table to table. 2-Circuit Modular Power Kits based on table size - see price list.
4. Separately specified Ganging Mechanisms are required to connect tables together in a table-to-table powered configuration.

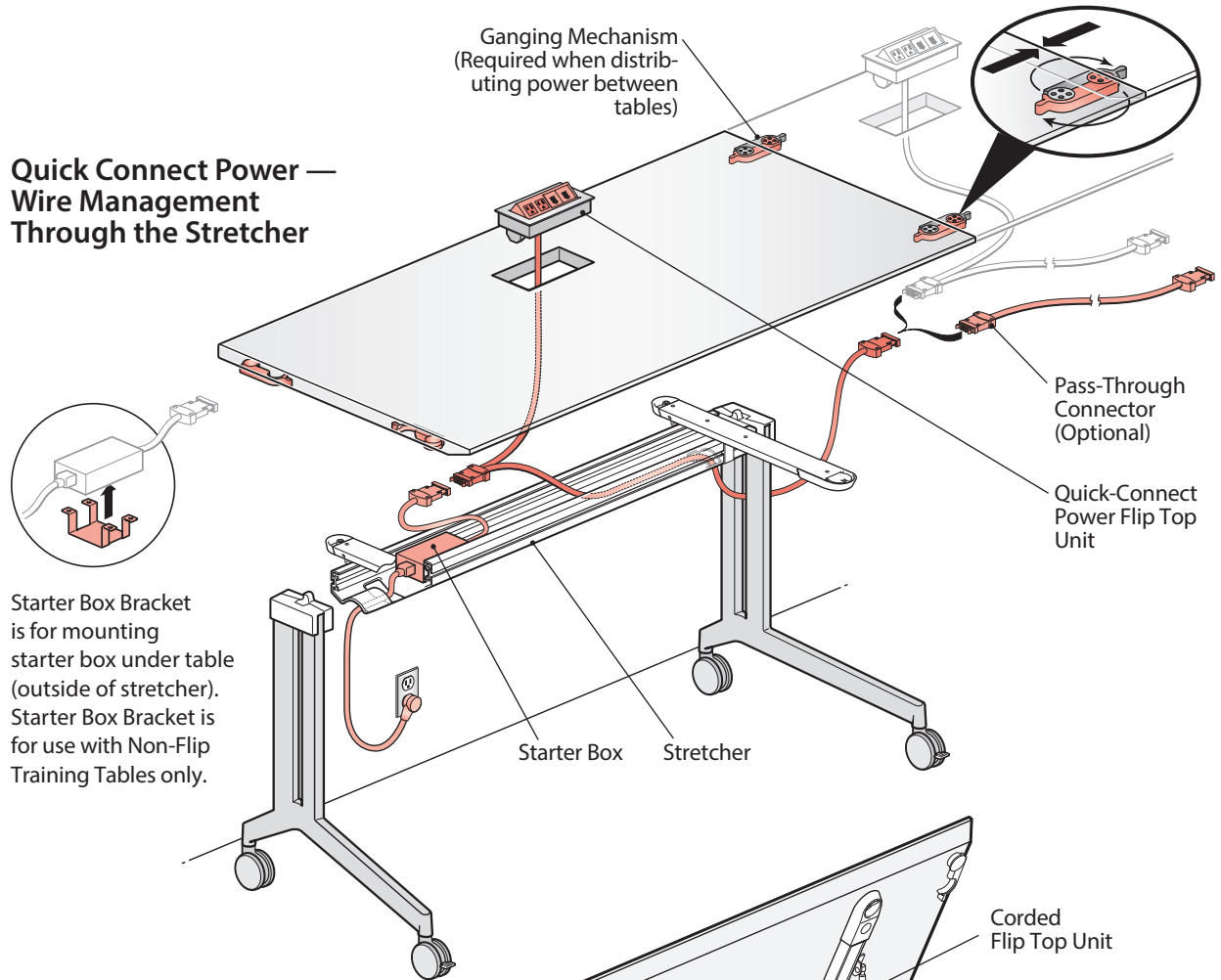
Tips To maintain access to the stretcher, the flip top version of Planes Training tables is required.

Training Tables Electrical – Wire Management

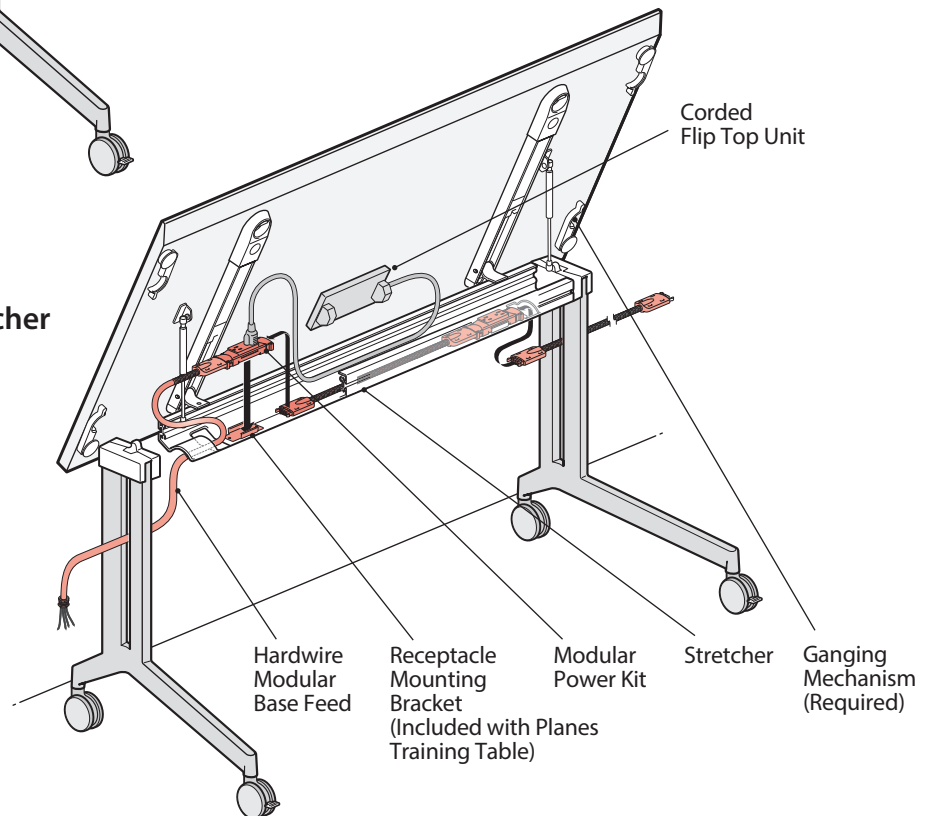
Wire Management Through the Stretcher

Planes Training Tables feature horizontal wire management for power and data through the stretcher. The flip top table provides the most flexibility for reconfiguration. Whether tables are individually powered or are specified with one of the power distribution systems, Planes Training Tables provide easy wire management.

Quick Connect Power — Wire Management Through the Stretcher



2-Circuit Power — Wire Management Through the Stretcher



Training Tables Electrical – Power Distribution System Planning

Basic Circuit Planning

Quick Connect Power and 2-Circuit Power products are listed for use with multiple power sources. The power sources may be from standard building power or other quality enhanced power systems such as an uninterruptible power supply. Individual power sources must be grounded and connected to the same grounding electrode or a single grounding electrode system. Be sure of ground continuity when using uninterruptible power supplies and isolation transformers.

Circuit Capabilities and Code Restrictions

Quick Connect Power carries a maximum rated load of 15 amps in a single circuit while 2-Circuit Power is rated at 20 amps per each of its two circuits. However, applicable national and local building and electrical codes may further restrict the current usage of this or any other power distribution system. For example, the National Electrical Code (NEC) dictates a load requirement of no more than 80% capacity for continuous load situations (constant use of a circuit for a period of three or more hours). Examples of continuous loading include circuits that supply lighting, computers and printers with power throughout the day. In practice, most circuits are subjected to continuous load.

Planning Guidelines

Haworth recommends planning the initial loading of each circuit below the NEC guideline of 80% of rated amperage. This initial planning limitation permits the user to add or change electrical equipment within the guidelines of local amperage limits. If the system is initially loaded at 80% of rated amperage, the future addition of equipment will be restricted and may force a redesign of the electrical layout.



- Be sure to create an accurate plan illustrating the electrical layout. To ensure safety and compliance, be sure that your plans are pre-approved by the authority having jurisdiction (AHJ).
- All circuit plans should be based on the anticipated equipment load.
- The person or group planning and supervising the installation of electrical components is responsible for complying with all applicable national and local electrical codes.

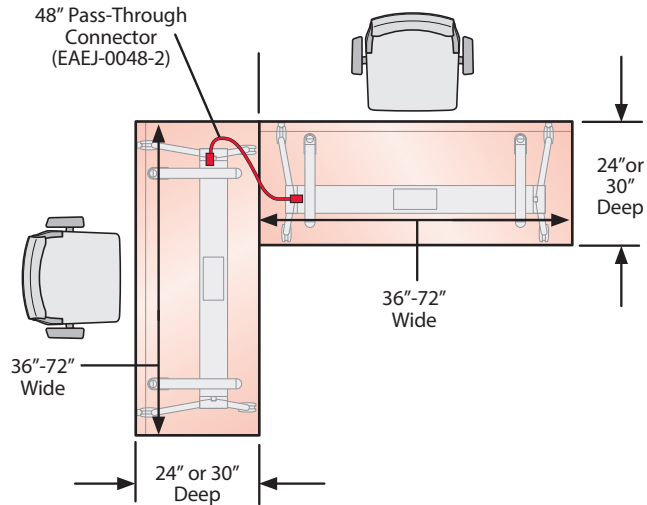
Training Tables Electrical – 2-Circuit Power Applications

Perpendicular Applications

Planning Model:
Rectangular Flip-Top Planes Training Tables perpendicular to each other

- Tables may be the same or different depths
- Tables widths may be the same or different
- Table Widths: 36" – 72"
- Tables Depths: 24" or 30"
- Cutout Option: Centered Back or Left & Right Back; cutout option is dependant on table width

Pass-Through Connector Size:
48" Wide Modular Pass-Through Connector (EAEJ-0048-2)

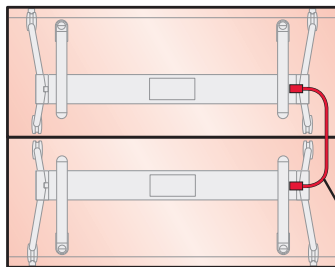


Back to Back Applications

Planning Model:
Rectangular, Trapezoid or Crescent Flip-Top Planes Training Tables positioned back to back

Rectangular Flip-Top Tables:

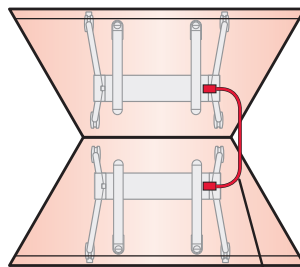
- Both tables are the same depth
- Tables widths may be different
- Table Widths: 36" – 72"



30" Pass-Through Connector (EAEJ-0030-2)

Trapezoid Flip-Top Tables:

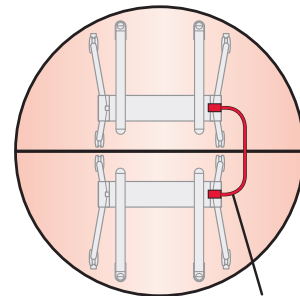
- 60" wide x 30" deep, only



30" Pass-Through Connector (EAEJ-0030-2)

Crescent Flip-Top Tables:

- 68" wide x 30" deep, only



30" Pass-Through Connector (EAEJ-0030-2)

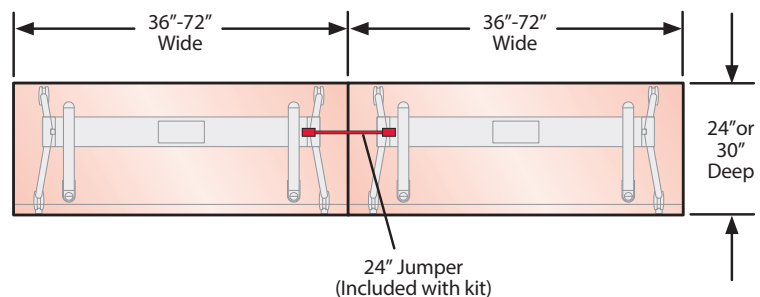
Pass-Through Connector Size:
30" Wide Modular Pass-Through Connector (EAEJ-0030-2)

In-Line Applications

Planning Model:
Rectangular Flip-Top Tables in a straight in-line condition

- Both tables are the same depth
- Tables widths may be the same or different
- Table Widths: 36" – 72"
- Tables Depths: 24" or 30"

Pass-Through Connector Size:
24" Jumper (Included with kit)



- To maintain utility access within the table stretcher the flip top version of the Planes Training Table is required.
- Separately specified Ganging Mechanisms are required when distributing power between tables.

Training Tables Electrical – 2-Circuit Power Applications

Pie Connector / Training Tables – Applications

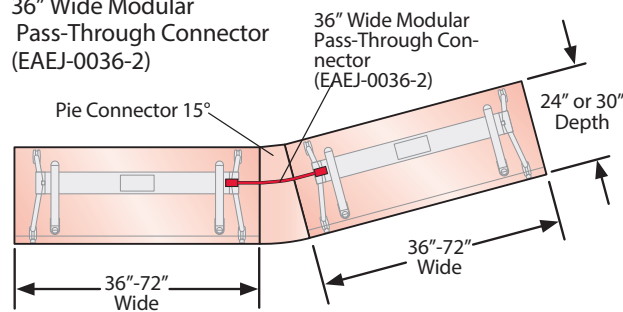
Planning Model:

- Rectangular Flip-Top Tables with adjoining Pie Connector
- Rectangular Tables and the Pie Connector are the same depth
- Rectangular Table Widths: 36" – 72"
- Rectangular Table & Pie Connector Depths: 24" or 30"
- Pie Connector: 15°, 30°, 45° and 90° angles
- Cutout Option Rectangular Training Table Rectangular Training Table:
 - Centered Back or Left and Right Back;
 - cutout option is dependant on table width.
 - Cutout not available for Pie Connector.

Pie Connector 15°

Pass-Through Connector Size:

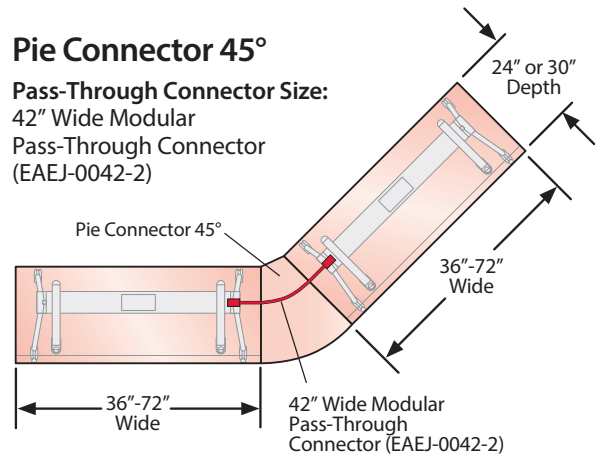
36" Wide Modular Pass-Through Connector (EAEJ-0036-2)



Pie Connector 45°

Pass-Through Connector Size:

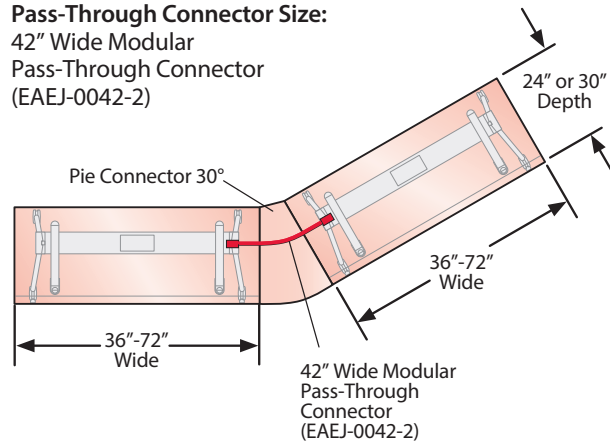
42" Wide Modular Pass-Through Connector (EAEJ-0042-2)



Pie Connector 30°

Pass-Through Connector Size:

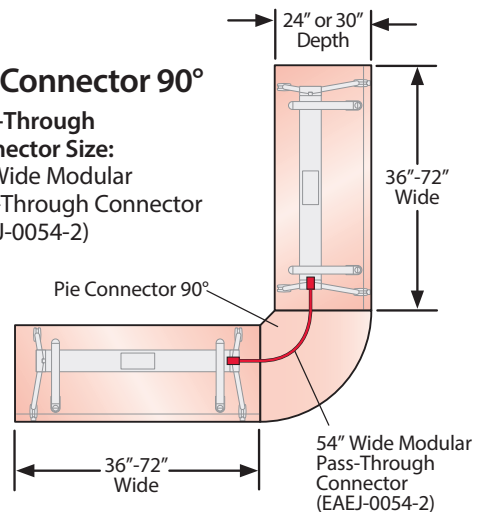
42" Wide Modular Pass-Through Connector (EAEJ-0042-2)



Pie Connector 90°

Pass-Through Connector Size:

54" Wide Modular Pass-Through Connector (EAEJ-0054-2)



- Tips**
- To maintain utility access within the table stretcher the flip top version of the Planes Training Table is required.
 - Ganging Mechanisms are required when distributing power between tables; ganging mechanisms are included with the Pie Connector.

Training Tables Electrical – 2-Circuit Power Applications

Crescent Training Tables – Applications

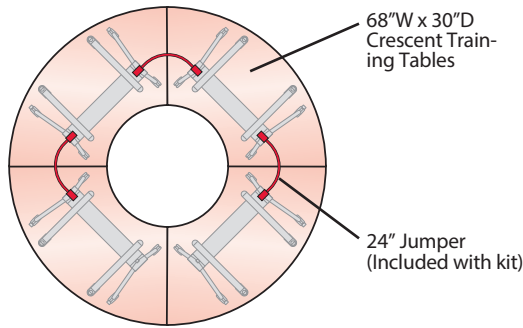
Planning Model:

- Crescent Flip-Top Training Tables only; or Crescent & Rectangular Flip-Top Training Tables
- Crescent & Rectangular Tables are the same depth
- Rectangular Table Widths: 36" – 72"
- Crescent Table: 68" w x 30" d, only
- Crescent Table available with Centered Back Cutout, only
- Rectangular Table - Cutout Option: Centered Back or Left & Right Back; cutout option is dependant on table width.

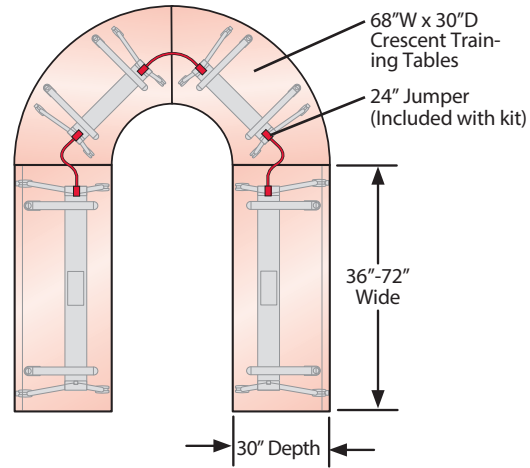
Pass-Through Connector Size:

24" Jumper Required (Included with kit)

Crescent Training Tables



Crescent and Rectangular Training Tables



Trapezoid Training Table – Applications

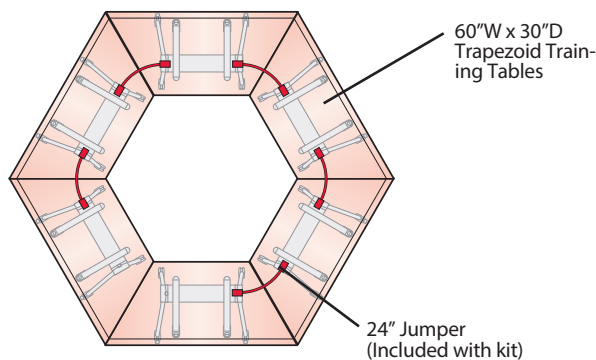
Planning Model:

- Trapezoid Flip-Top Training Tables only; or Trapezoid & Rectangular Flip-Top Training Tables
- Trapezoid & Rectangular Tables are the same depth
- Rectangular Table Widths: 36" – 72"
- Trapezoid Table: 60" w x 30" d, only
- Rectangular Table - Cutout Option: Centered Back or Left & Right Back; cutout option is dependant on table width.

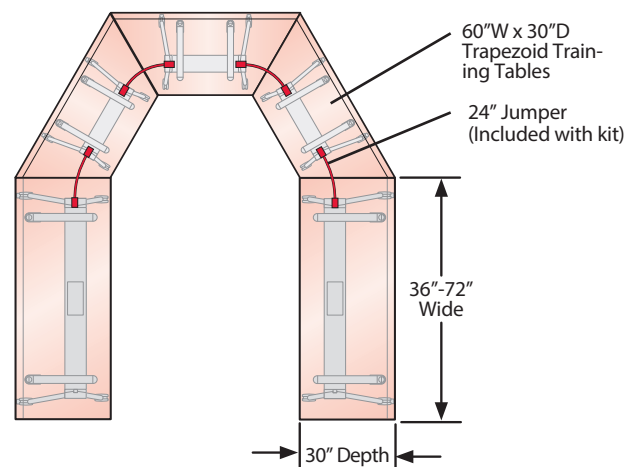
Pass-Through Connector Size:

24" Jumper Required (Included with kit)

Trapezoid Training Tables



Trapezoid and Rectangular Training Tables



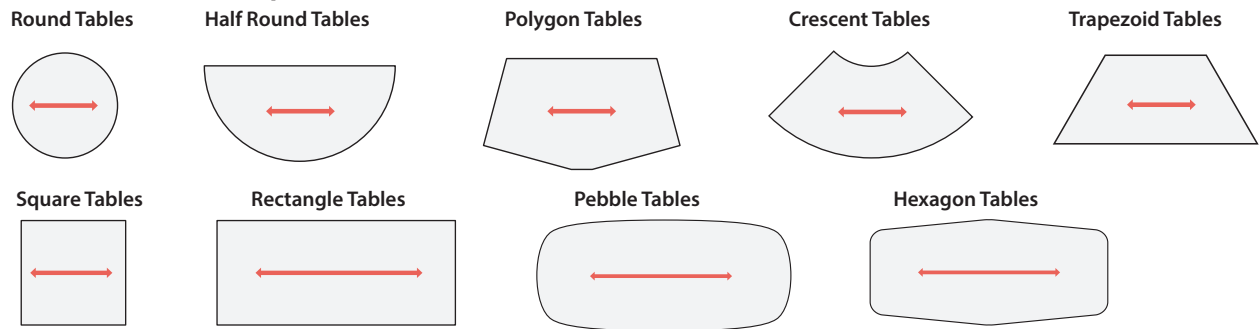
- To maintain utility access within the table stretcher the flip top version of the Planes Training Table is required.
- Separately specified Ganging Mechanisms are required when distributing power between tables.

Surface Material Grain Direction

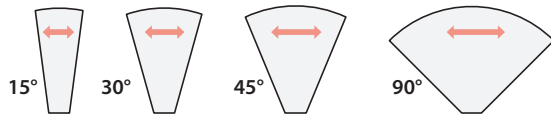
Wood Grain Direction

Arrows indicate the laminate wood grain direction or wood veneer grain direction.

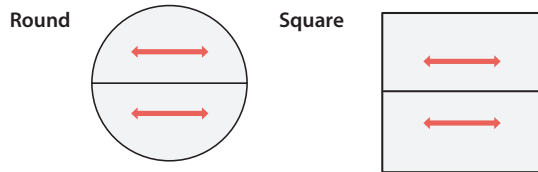
One-Piece Table Tops: Laminate Wood and Wood Veneer Grain Direction



Pie Connectors (For use with Training Tables Only)



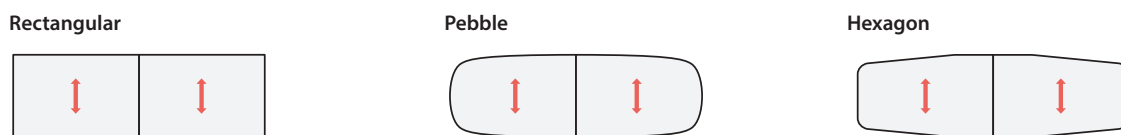
Two-Piece Table Tops: Laminate Wood and Wood Veneer Grain Direction



Two-Piece Table Tops: Laminate Wood Grain Direction



Two-Piece Table Tops: Wood Veneer Grain Direction



Three-Piece Table Tops: Laminate Wood Grain Direction



Three-Piece Table Tops: Wood Veneer Grain Direction



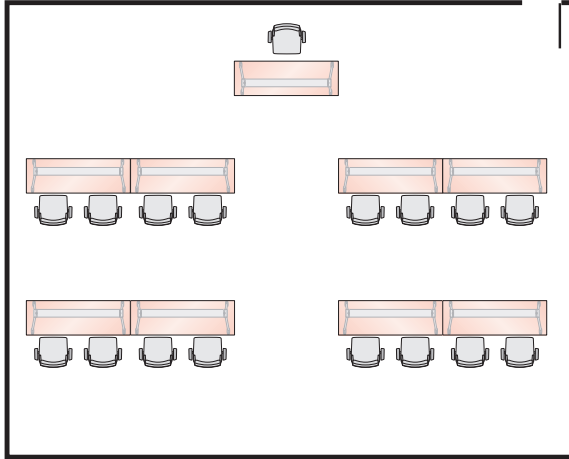
Note Laminate wood grain on multi-piece tops may not match.

Planes Training Table Applications

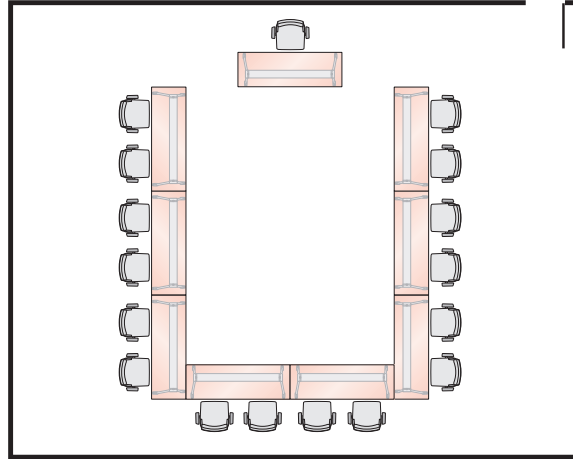
Flexible Table Configurations (Non-Powered)

Planes Training tables facilitate dynamic training environments. Here are four layouts using the same set of nine 24"x 60" tables with casters and hinged modesty panel options.

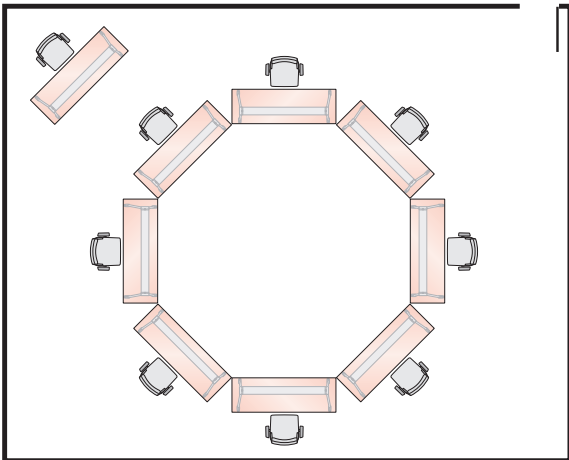
A — Rows



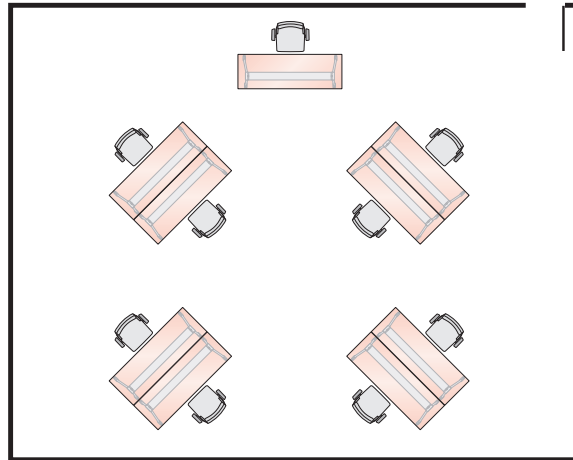
B — U-Shape



C — Octagon



D — Clusters



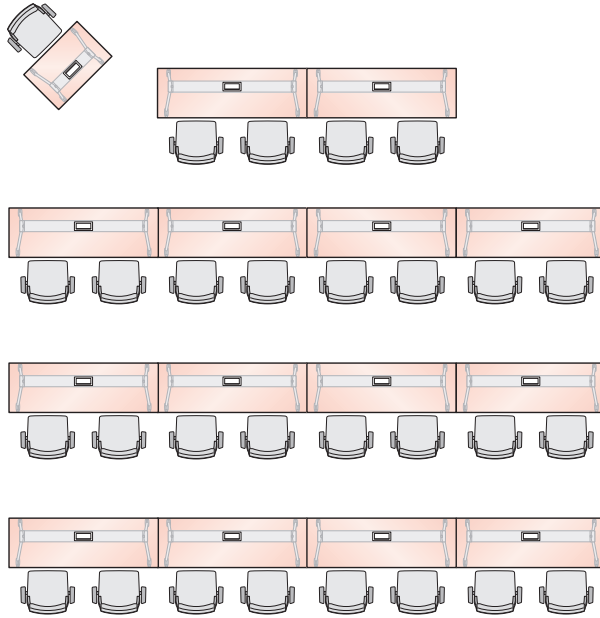
Note

- Power distribution between tables may not be available with some table configurations.
- Some configurations may require additional jumpers and ganging mechanisms for power distribution.

Planes Training Table Applications

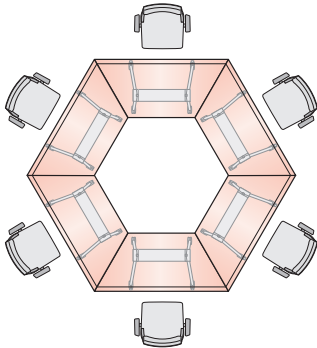
Theater Style Classroom

- (14) 24"x 60" Rectangle Tables
- (1) 24"x 36" Rectangle Table

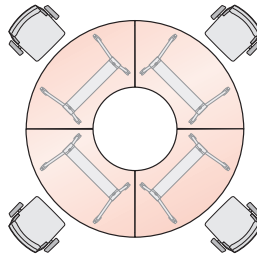


Break-Out Areas

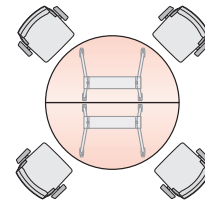
- (6) 30"x 60" Trapezoid Tables



- (4) 30"x 68" Crescent Tables

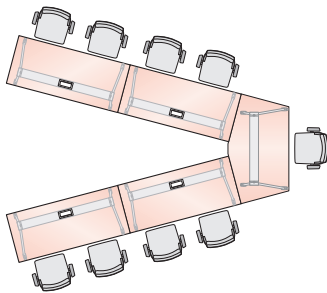


- (2) 30"x 60" Half Round Tables



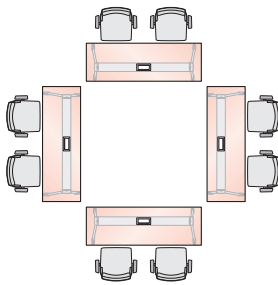
V-Shape

- (1) 24"x 55" Polygon Tables
- (4) 24"x 60" Rectangle Tables



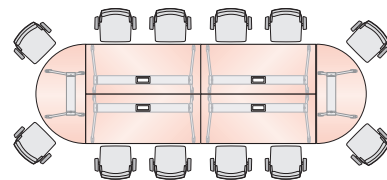
Open Square

- (4) 24"x 60" Rectangle Tables



Racetrack

- (4) 30"x 60" Rectangle Tables
- (2) 30"x 60" Half Round Tables



Note

- Power distribution between tables may not be available with some table configurations.
- Some configurations may require additional jumpers and ganging mechanisms for power distribution.

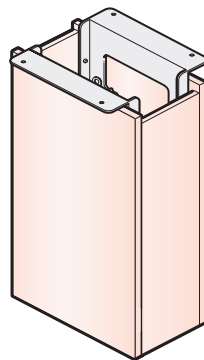
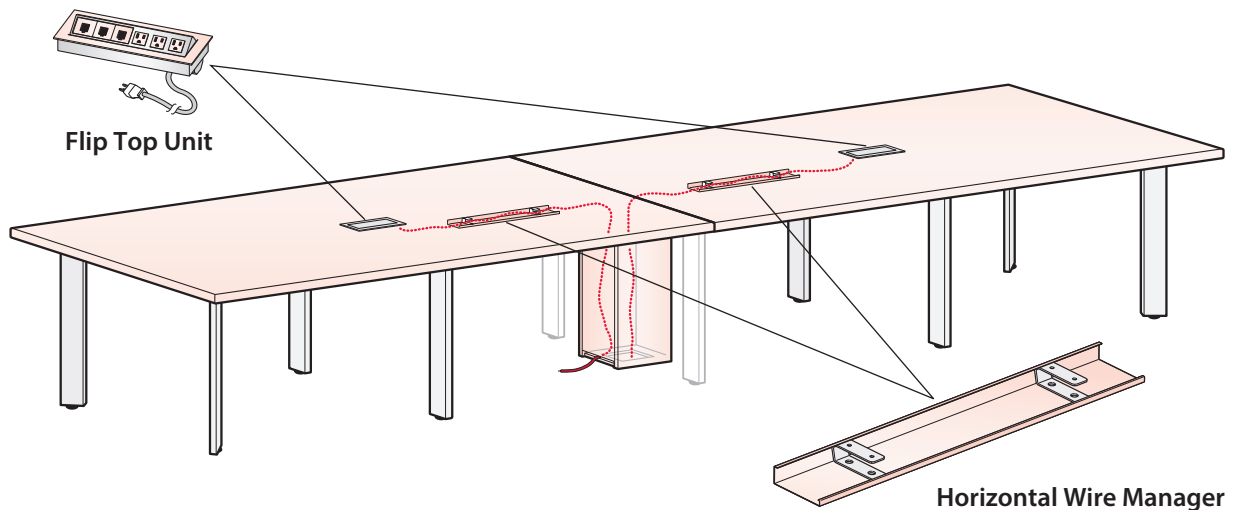
Knee Space Clearance

Understanding knee space clearances on Planes tables is important when selecting appropriate seating since factors can impact how many chairs will fit a particular table. Factors impacting knee space clearance include: table shape, table size, leg style, and the presence or absence of the optional Cable Base.

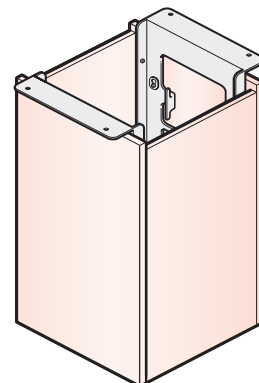
Cable Base

Cable Bases, used for power and data cable management, are available in two sizes to accommodate different table depths. Cable Bases are for use with the Flip Top Unit — a power and data module. The Flip Top Unit provides the user power and data access within the table top. The cables beneath the Flip Top Unit drop below the table top and can be routed via a separately specified Horizontal Wire Manager, then routed through the optional Cable Base to the building power. The Cable Base is a dual purpose component. In addition to providing power and data cable management, it can also provide table floor support. Depending on the shape and size of the table, it may be used in place of Interior or Perimeter Legs reducing the overall number of legs. The following section will provide information regarding the knee space clearance with and without the Cable Base option. The Cable Base feature is available as an option when ordering a Planes table with Interior or Perimeter Legs. The Cable Base may also be ordered separately as a field installed accessory for laminate or wood worksurfaces with Green Core only.

Power & Data Management: Cable Routing



8" x 14"
Cable Base



14" x 14"
Cable Base

Knee Space Clearance: Cable Base

Cable Bases are always attached at the center of a one-piece table. In two-piece and three-piece table applications, the Cable Base is centered on the table seams and may reduce the number of Interior or Perimeter Legs. The following pages will provide detailed information regarding the overall leg quantity with or without the optional Cable Base.

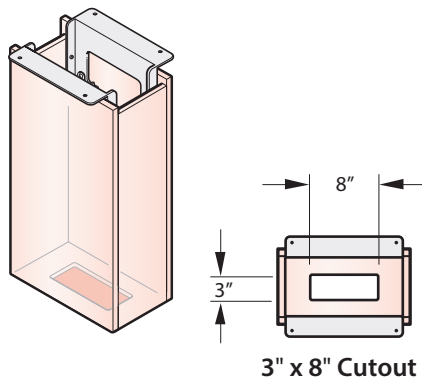
Cable Bases are not recommended for the following table applications:

- 30" Deep Tables
- Half Round
- One-Piece Round
- Polygon
- One-Piece Square

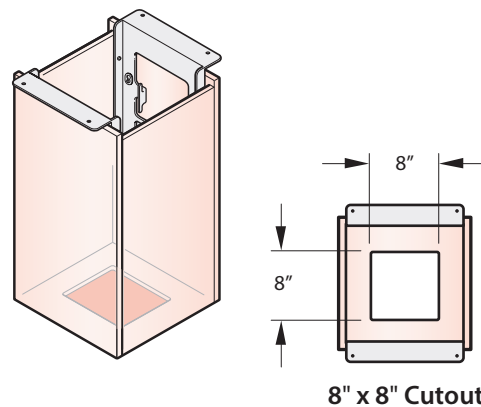
Cable Base locations are predetermined for support and load purposes. If the Cable Base is ordered as an option, tables are pre-drilled for field installation of legs and the Cable Base. If the Cable Base is ordered as an accessory, it must be installed according to installation instructions and field drilling is required. Refer to installation instructions for leg removal or relocation guidelines.

The 8" x 14" Cable Base has a 3" x 8" cutout in the bottom and the 14" x 14" Cable Base has an 8" x 8" cutout to allow access to the building power, located in the floor, and both have four 1" height adjustable glides.

8" x 14" Cable Base

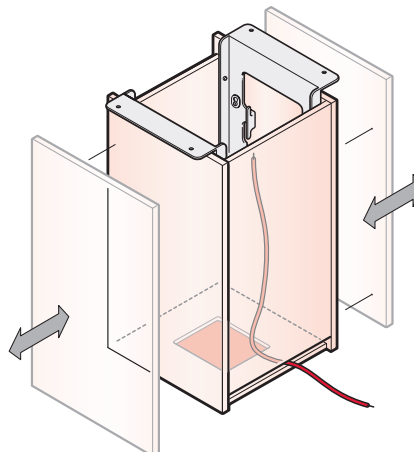


14" x 14" Cable Base



Two recessed panels on the sides of the Cable Base can be moved up to allow for a 1" pass through under the side panels. Routing cables below the recessed side panel(s) will reduce the top cable access space, preventing a Horizontal Wire Manager from passing through the top of the Cable Base.

- The brackets on the top of the Cable Base will screw to the bottom of the table. The Cable Base must either be centered under the table or span the seam of a table.
- The top of the Cable Base allows for 2½" cord access. The interior frame of the Cable Base will allow cables to be wrapped around it for better wire management.



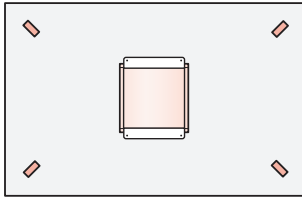
- Cable Base side panels can be removed for easier cable routing.
- Cable Base overall height is 28".

Tip Cable Base is not for use with Y-Leg Tables. A trough runs between the two Y-Legs in the base of all Y-Leg tables for lay-in cable management.

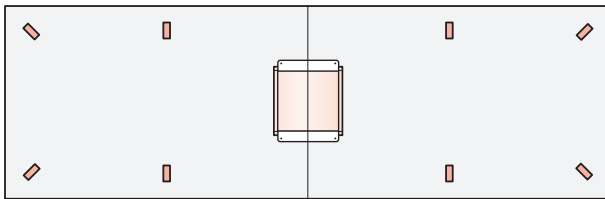
Knee Space Clearance: Cable Base

Predetermined Cable Base Locations

One-Piece Tables: one Cable Base in the center of the table



Two-Piece Tables: one Cable Base centered on table seam



Three-Piece Tables: two Cable Bases centered on table seams



Knee Space Clearance: Cable Column

The Planes Cable Column provides an alternative solution to the Cable Base for vertically managing cables from beneath a Planes table to the floor. The Cable Column is ideal for tables when a Cable Base cannot be used.

- Cable Column is non-load bearing and does not replace table leg(s).
- Cable Column can be installed anywhere under a conference table unless it would interfere with table legs, Horizontal Wire Manager, or Flip Top Power/Data Units.
- Includes one Cable Column with mounting hardware for attaching to table underside.
- Does not include hardware for attaching Cable Column to floor; field supplied.
- Cable Column can be used with the Horizontal Wire Manager for cable management.

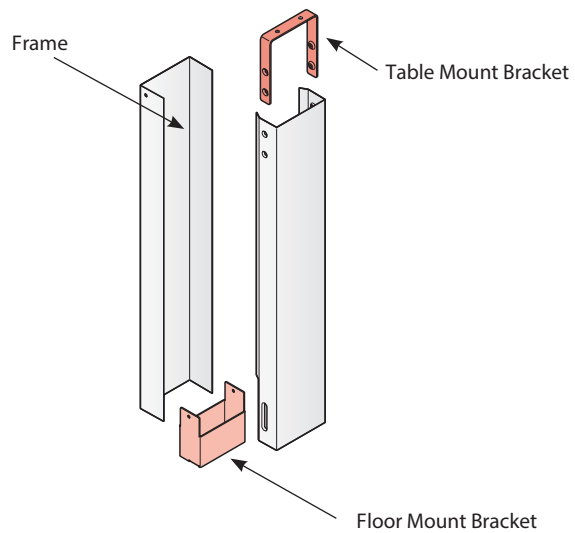
Cable Column Dimensions

- Overall dimensions: 2" D x 4.25" W x 28" H.
- Floor Mount Bracket is recessed into the Cable Column with a 1" height adjustable range. When Floor Mount Bracket is fully extended the overall Cable Column height is 29" H.
- Field modified opening in floor mount bracket is 2.16" W x 2.25" H. The Cable Column frame may be field cut to allow extended Floor Mount Bracket cutout.

Cable Column: Assembled



Cable Column: Exploded View



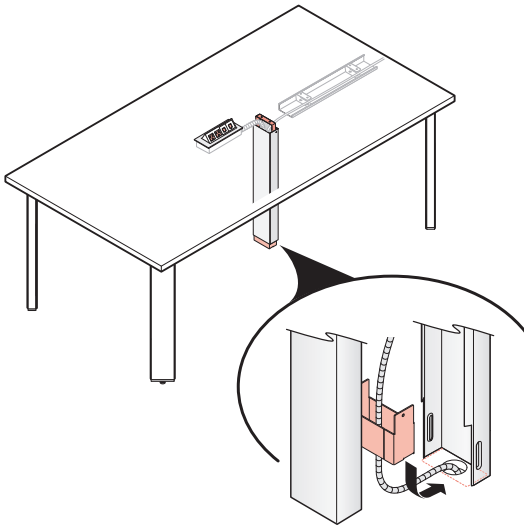
Knee Space Clearance: Cable Column

Cable Column Application

The Cable Column is always attached beneath the table top and anchored to the building. Accessing the building power supply through the Cable Column can be done in two ways.

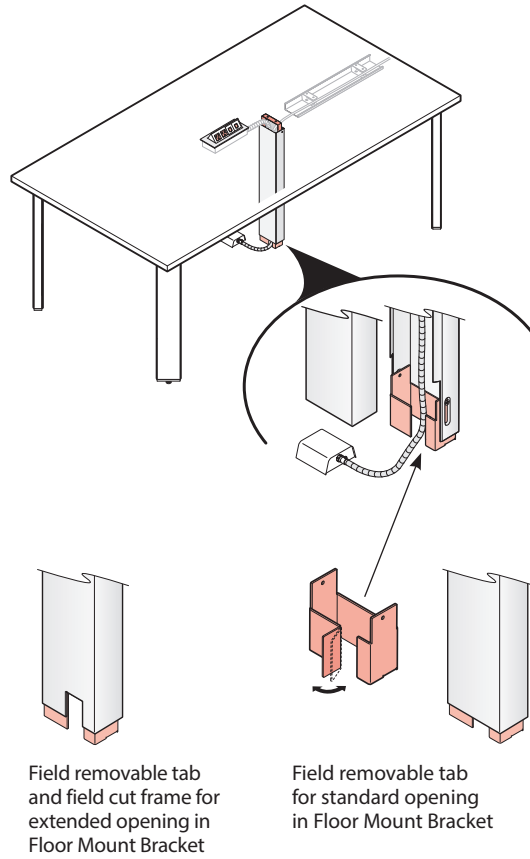
Application A

Cables exit the Cable Column directly through the bottom of the floor mount bracket. The bottom of the floor mount bracket is open.



Application B

Cables exit the Cable Column through the side of the floor mount bracket. The tab located on the bracket must be field removed, resulting in a 1" H opening. The Floor Mount Bracket can be field cut, resulting in a 2.25" H opening.



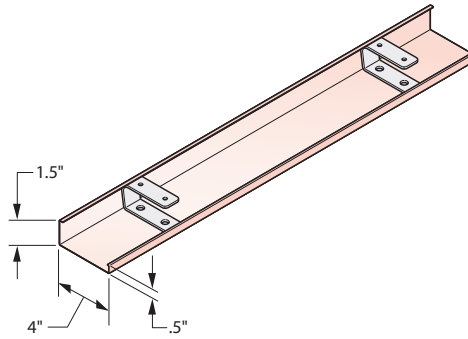
Cable Column Fill Capacity

CABLE PATHWAY FOR FLOOR MOUNT BRACKET	SQ. INCHES	CABLE CAPACITY 60% FILL* (CABLE GAUGE)			CABLE CAPACITY 40% FILL* (CABLE GAUGE)		
		0.20"	0.25"	0.30"	0.20"	0.25"	0.30"
ROUTING THROUGH BASE OF FLOOR MOUNT BRACKET (APPLICATION 1)	4.95	94	60	42	63	40	28
ROUTING THROUGH STANDARD OPENING IN FLOOR MOUNT BRACKET (APPLICATION 2)	2.17	41	26	18	27	17	12
ROUTING THROUGH FIELD CUT EXTENDED OPENING IN FLOOR MOUNT BRACKET (APPLICATION 2)	5.04	96	61	42	64	41	28

*TIA/EIA 569A suggests a cable fill capacity of 40% for planning and up to 60% for unplanned future additions.

Knee Space Clearance: Horizontal Wire Manager

Horizontal Wire Managers are recommended for use with the Cable Base and/or the Flip Top Unit to route power and data cabling under the table. The cables beneath the Flip Top Unit are routed through the Horizontal Wire Manager to the Cable Base and down to the building power that is located in the floor. The Horizontal Wire Manager is plastic and can be cut to length in the field. The Horizontal Wire Manager will house up to 27, 0.3" diameter, cords at a 40% fill. After the attachment clips are installed, a maximum of 24" apart, the Horizontal Wire Manager snaps over the attachment clips. The Horizontal Wire Manager is a handed component; the cables can exit from the lower side or either end, depending on application.



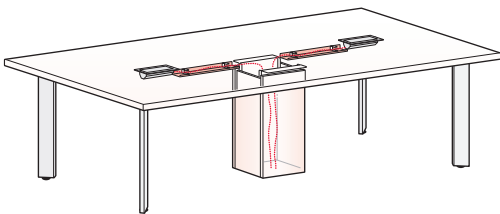
Number of Attachment Clips Shipped with Horizontal Wire Manager

HORIZONTAL WIRE MANAGER LENGTH	# OF CLIPS
48"	5
72"	7
96"	9
120"	11

Note For field cut applications, refer to chart to determine if additional attachment clips are needed.

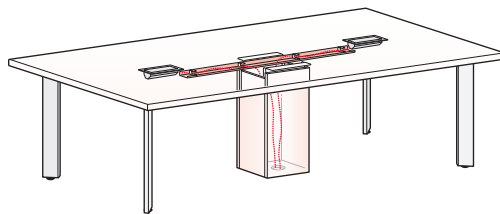
Options A and B illustrate how the Horizontal Wire Manager is used with a conference table, Cable Base, Flip Top Units, and the building power in two different applications. Consider required quantity and length of Horizontal Wire Manager, labor, and aesthetics of each option to best meet your criteria.

Option A



Horizontal Wire Manager mounted next to the Cable Base

Option B

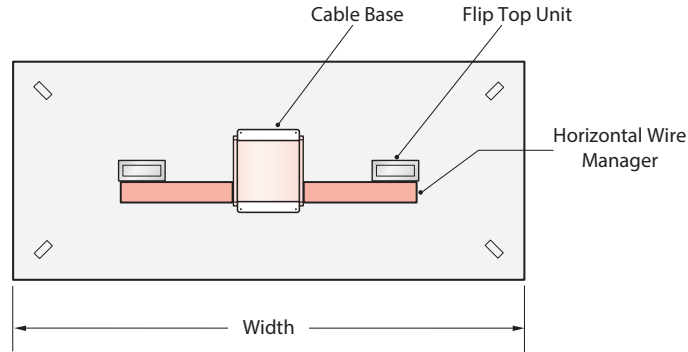


Horizontal Wire Manager passes through the Cable Base

Tip Horizontal Wire Manager is not for use with Y-Leg Tables. A trough runs between the two Y-Legs in the base of all Y-Leg tables for lay-in cable management.

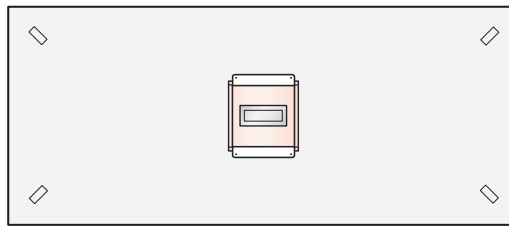
Knee Space Clearance: Horizontal Wire Manager

When specifying the Horizontal Wire Manager for a Planes conference table, use the following examples to determine your desired planning method. The Horizontal Wire Manager may be cut shorter or extend past the distance being spanned; this is a field-based decision. The Horizontal Wire Manager should not be mounted under the Flip Top Units as it could interfere with the bottom mechanism. All routing methods require field drilling for the attachment clips.



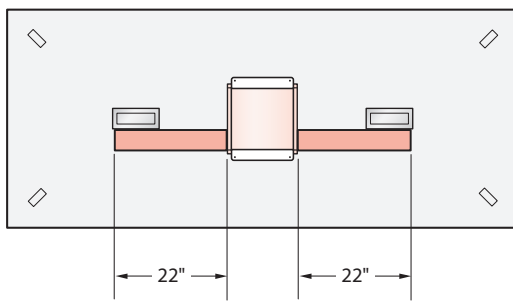
One-Piece Table Example: 120" Wide Table with Center Flip Top Unit

No Horizontal Wire Manager needed because the Flip Top Unit is positioned directly above the Cable Base.



Option A: 120" Wide Table with Left/Right Flip Top Units

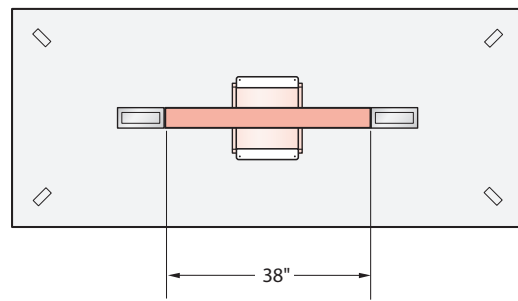
Option A shows the Horizontal Wire Manager mounted next to the Cable Base, with the lower side of the Horizontal Wire Manager positioned toward the Flip Top Unit.



One 48" Horizontal Wire Manager
(cut into two 22" pieces to fit)

Option B: 120" Wide Table with Left/Right Flip Top Units

Option B shows the Horizontal Wire Manager mounted between the Flip Top Units and passing through the top opening of the Cable Base. Option B cannot be used if the side panels of the Cable Base are raised to utilize the 1" pass through at the bottom.



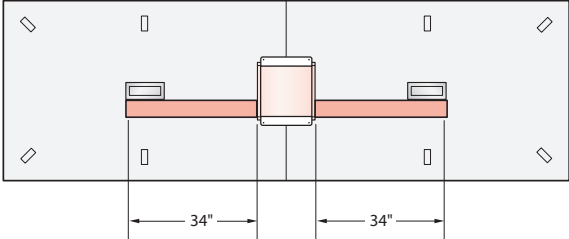
One 48" Horizontal Wire Manager
(cut to fit)

Knee Space Clearance: Horizontal Wire Manager

Two-Piece Table Example: 150" Wide Table

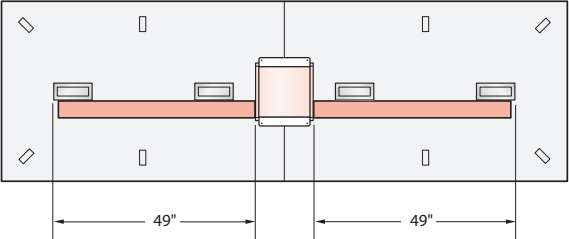
Option A shows the Horizontal Wire Manager mounted next to the Cable Base, with the lower side of the Horizontal Wire Manager positioned toward the Flip Top Unit.

Option A: Center Flip Top Units



One 72" Horizontal Wire Manager
(cut to fit)

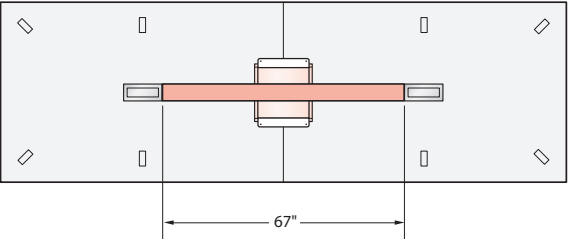
Option A: Left/Right Flip Top Units



Two 48" Horizontal Wire Managers
(cut to fit)

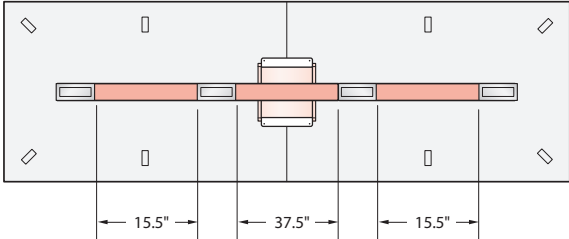
Option B shows the Horizontal Wire Manager mounted between the Flip Top Units and passing through the top opening of the Cable Base. The lower side of the Horizontal Wire Manager can be positioned in either direction. Option B cannot be used if the side panels of the Cable Base are raised to utilize the 1" pass through at the bottom.

Option B: Center Flip Top Units



One 72" Horizontal Wire Manager
(cut to fit)

Option B: Left/Right Flip Top Units



One 72" Horizontal Wire Managers
(cut to fit)

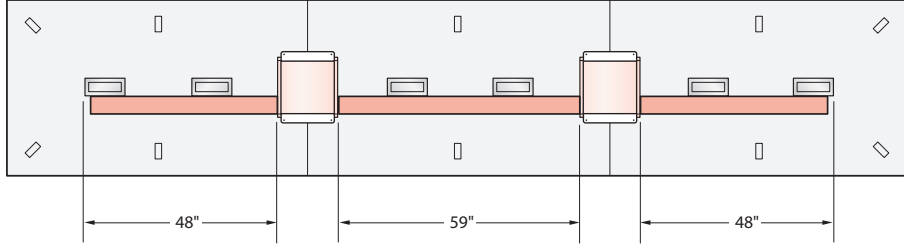
Tip The Horizontal Wire Manager should not be mounted under the Flip Top Unit as it could interfere with the bottom mechanisms.

Knee Space Clearance: Horizontal Wire Manager

Three-Piece Table Example: 222" Wide Table

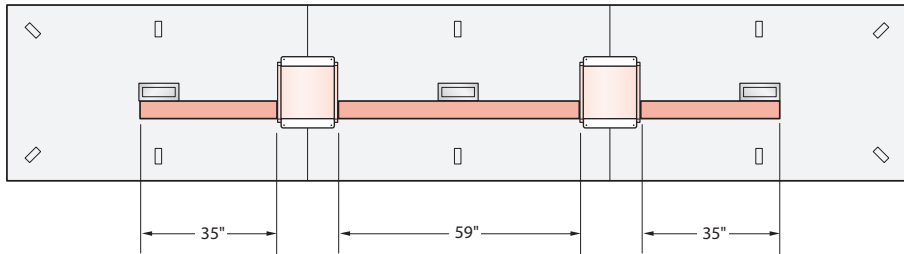
Option A shows the Horizontal Wire Manager mounted next to the Cable Base, with the lower side of the Horizontal Wire Manager positioned toward the Flip Top Unit.

Option A: Left/Right Flip Top Units



One 72" and Two 48" Horizontal Wire Managers (cut to fit)

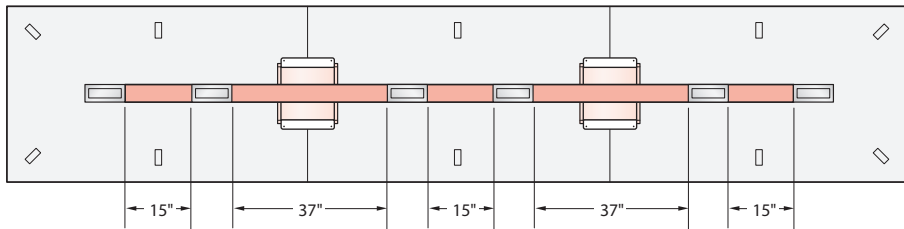
Option A: Center Flip Top Units



Two 72" Horizontal Wire Managers (cut to fit)

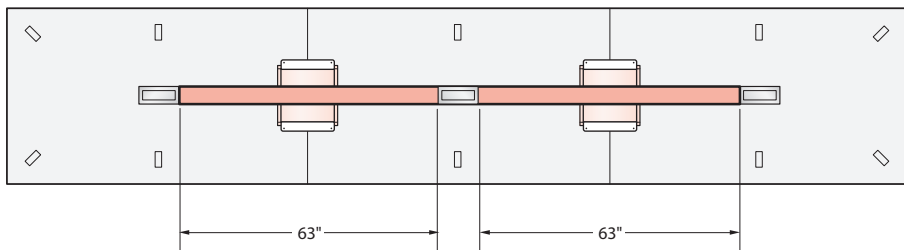
Option B shows the Horizontal Wire Manager mounted between the Flip Top Units and passing through the top opening of the Cable Base. Option B cannot be used if the side panels of the Cable Base are raised to utilize the 1" pass through at the bottom.

Option B: Left/Right Flip Top Units



One 72" and One 48" Horizontal Wire Managers (cut to fit)

Option B: Center Flip Top Units



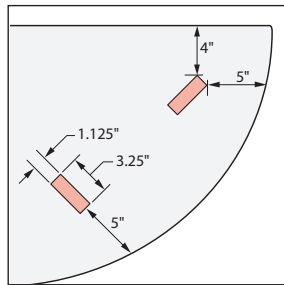
Two 72" Horizontal Wire Managers (cut to fit)



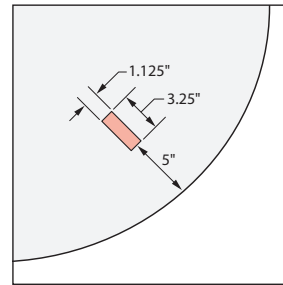
The Horizontal Wire Manager should not be mounted under the Flip Top Unit as it could interfere with the bottom mechanisms.

Knee Space Clearance: Interior Leg Tables

Interior Leg Details

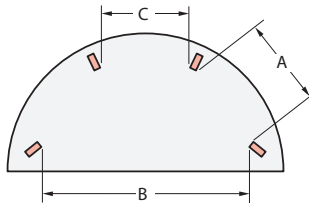


Half Round Tables



Round Tables

Half Round Tables

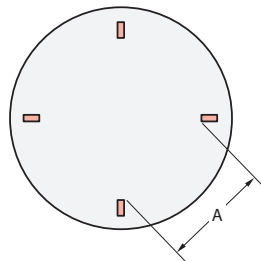


Knee Space Clearance

DEPTH	WIDTH	A	B	C
60"	30"	19"	45"	19"
72"	36"	25"	57"	24"

Tip Cable Bases are not recommended for use with Half Round tables.

One-Piece Round Tables

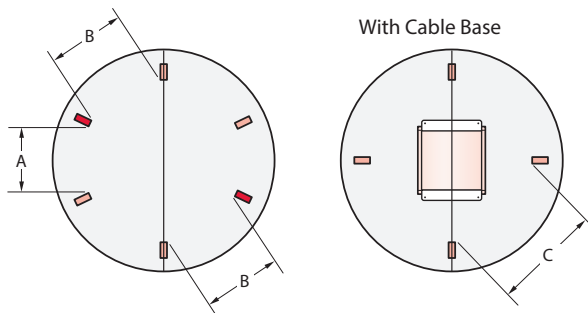


Knee Space Clearance

DEPTH	WIDTH	A
42"	42"	19"
48"	48"	24"
54"	54"	28"
60"	60"	32"

Tip Cable Bases are not recommended for use with One-Piece Round tables.

Two-Piece Round Tables



Knee Space Clearance

DEPTH	WIDTH	A	B	C
66"	66"	19"	24"	37"
72"	72"	24"	31"	41"

Tip

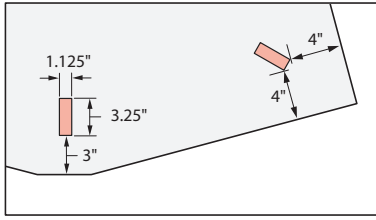
- Specifying the two-piece round table with the Cable Base option will reduce the number of Interior Legs and reposition them.
- When the Cable Base is ordered as an accessory the two-piece round table will require field drilling and repositioning of the table legs. Refer to installation instructions supplied with Cable Base.

Note

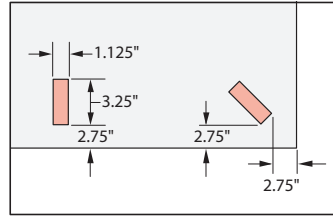
- Alphabetical categories in charts represent knee space clearances. All listed knee space dimensions are nominal, +/- 1".
- 36" deep & deeper tables: Cable Base may replace legs depending upon table shape and size. Refer to table shape pages for information.
- When specifying Cable Base(s) as an accessory, refer to Cable Base installation instructions for proper location of the Cable Base(s) and table leg(s).

Knee Space Clearance: Interior Leg Tables

Interior Leg Details

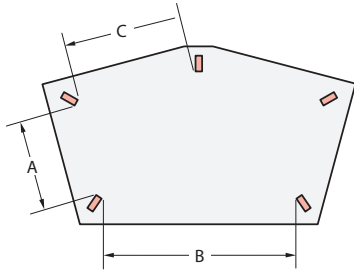


Polygon Tables



Square and Rectangular Tables

Polygon Tables



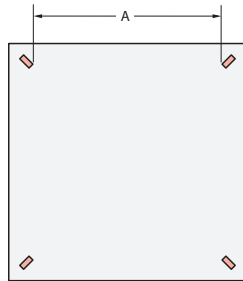
Knee Space Clearance

DEPTH	WIDTH	A	B	C
30"	60"	17"	39"	24"
36"	72"	23"	47"	30"



Cable Bases are not recommended for use with Polygon tables.

One-Piece Square Tables



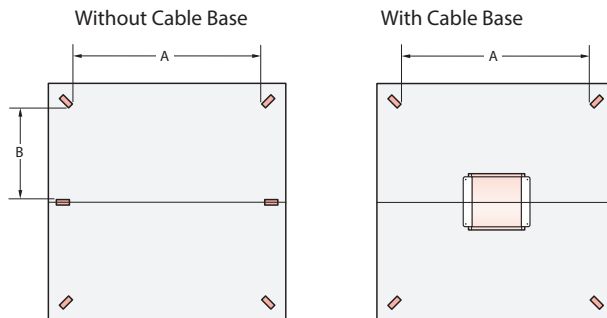
Knee Space Clearance

DEPTH	WIDTH	A
42"	42"	27"
48"	48"	33"
54"	54"	39"
60"	60"	45"



Cable Bases are not recommended for use with One-Piece Square tables.

Two-Piece Square Tables



Knee Space Clearance

DEPTH	WIDTH	A	B
66"	66"	51"	25"
72"	72"	57"	28"



Optional 14" x 14" Cable Base replaces two legs.

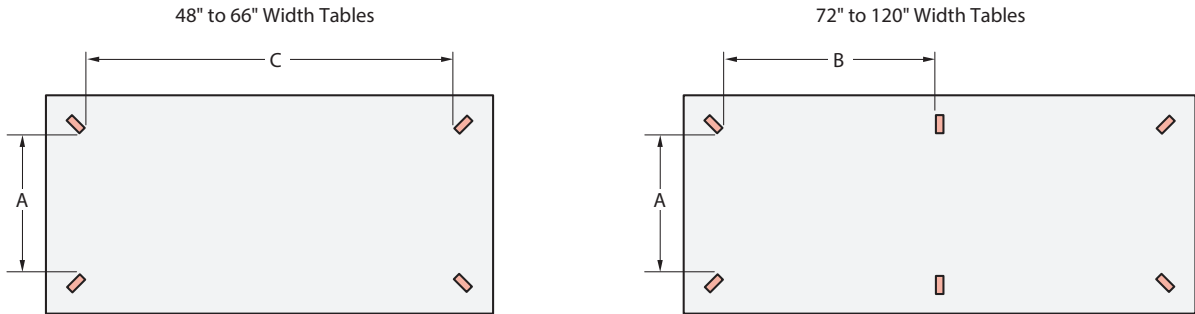
Note

- Alphabetical categories in charts represent knee space clearances. All listed knee space dimensions are nominal, +/- 1".
- 36" deep & deeper tables: Cable Base may replace legs depending upon table shape and size. Refer to table shape pages for information.
- When specifying Cable Base(s) as an accessory, refer to Cable Base installation instructions for proper location of the Cable Base(s) and table leg(s).

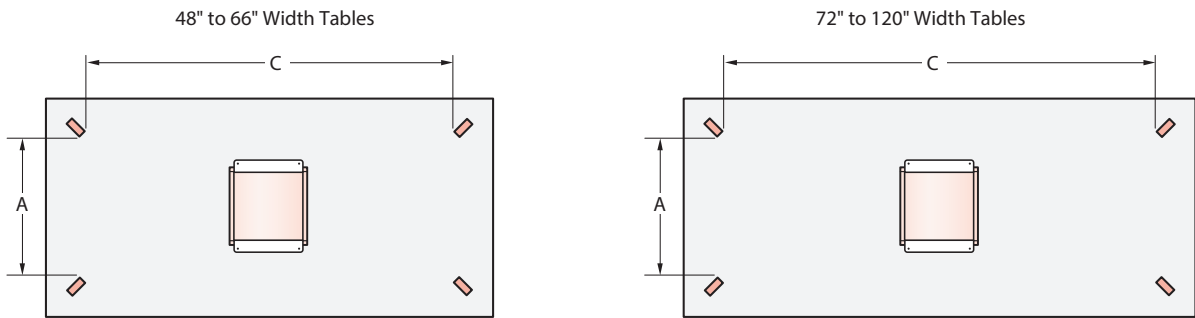
Knee Space Clearance: Interior Leg Tables

One-Piece Rectangle

Without Cable Base



With Cable Base



Knee Space Clearance

TABLE DEPTH	DIMENSION LOCATION	TABLE WIDTH												
		48"	54"	60"	66"	72"	78"	84"	90"	96"	102"	108"	114"	120"
30"	A			15"	15"	15"								
	B					28"								
	C			45"	51"	57"								
36"	A			21"	21"	21"	21"	21"	21"					
	B					28"	31"	34"	37"	40"				
	C			45"	51"	57"	63"	69"	75"	81"				
42"	A	27"	27"	27"	27"	27"	27"	27"	27"	27"	27"	27"	27"	27"
	B					28"	31"	34"	37"	40"	43"	46"	49"	52"
	C	33"	39"	45"	51"	57"	63"	69"	75"	81"	87"	93"	99"	105"
48"	A		33"	33"	33"	33"	33"	33"	33"	33"	33"	33"	33"	33"
	B					28"	31"	34"	37"	40"	43"	46"	49"	52"
	C		39"	45"	51"	57"	63"	69"	75"	81"	87"	93"	99"	105"
54"	A			39"	39"	39"	39"	39"	39"	39"	39"	39"	39"	39"
	B					28"	31"	34"	37"	40"	43"	46"	49"	52"
	C			45"	51"	57"	63"	69"	75"	81"	87"	93"	99"	105"
60"	A				45"	45"	45"	45"	45"	45"	45"	45"	45"	45"
	B					28"	31"	34"	37"	40"	43"	46"	49"	52"
	C				51"	57"	63"	69"	75"	81"	87"	93"	99"	105"

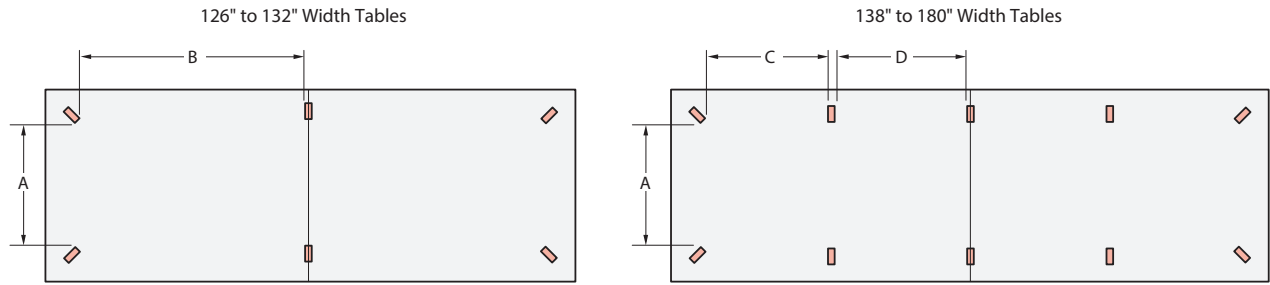
- Tip**
- 30" deep tables: Cable Base use not recommended.
 - 36" deep tables: optional 8" x 14" Cable Base.
 - 42" or deeper tables: optional 14" x 14" Cable Base(s).

- Note**
- Alphabetical categories in charts represent knee space clearances. All listed knee space dimensions are nominal, +/- 1".
 - 36" deep & deeper tables: Cable Base may replace legs depending upon table shape and size. Refer to table shape pages for information.
 - When specifying Cable Base(s) as an accessory, refer to Cable Base installation instructions for proper location of the Cable Base(s) and table leg(s).

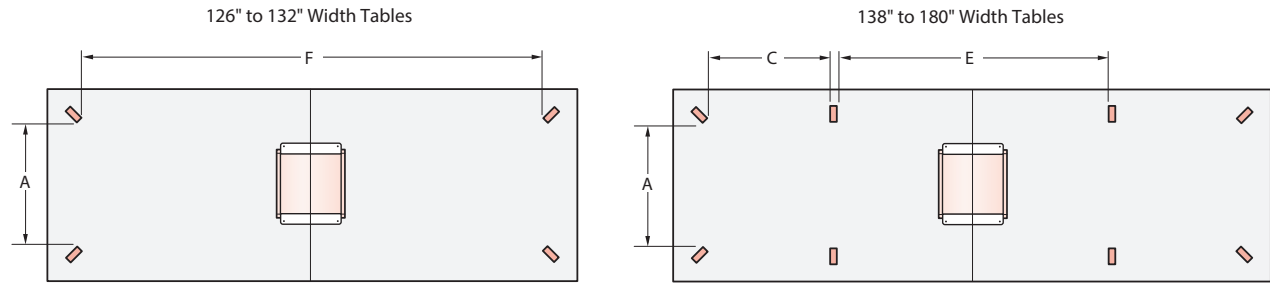
Knee Space Clearance: Interior Leg Tables

Two-Piece Rectangle

Without Cable Base



With Cable Base



Knee Space Clearance

TABLE DEPTH	DIMENSION LOCATION	TABLE WIDTH									
		126"	132"	138"	144"	150"	156"	162"	168"	174"	180"
42"	A	27"	27"	27"	27"	27"	27"	27"	27"	27"	27"
	B	55"	58"								
	C			26"	28"	29"	31"	32"	34"	35"	37"
	D			33"	34"	36"	37"	39"	40"	42"	43"
	E			68"	70"	74"	76"	80"	82"	86"	88"
	F	112"	118"								
48"	A	33"	33"	33"	33"	33"	33"	33"	33"	33"	33"
	B	55"	58"								
	C			26"	28"	29"	31"	32"	34"	35"	37"
	D			33"	34"	36"	37"	39"	40"	42"	43"
	E			68"	70"	74"	76"	80"	82"	86"	88"
	F	112"	118"								
54"	A	39"	39"	39"	39"	39"	39"	39"	39"	39"	39"
	B	55"	58"								
	C			26"	28"	29"	31"	32"	34"	35"	37"
	D			33"	34"	36"	37"	39"	40"	42"	43"
	E			68"	70"	74"	76"	80"	82"	86"	88"
	F	112"	118"								
60"	A	45"	45"	45"	45"	45"	45"	45"	45"	45"	45"
	B	55"	58"								
	C			26"	28"	29"	31"	32"	34"	35"	37"
	D			33"	34"	36"	37"	39"	40"	42"	43"
	E			68"	70"	74"	76"	80"	82"	86"	88"
	F	112"	118"								

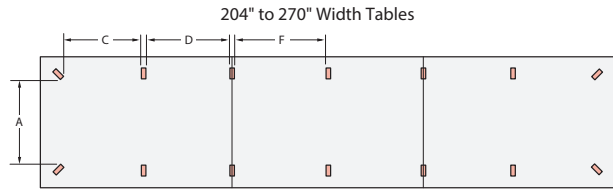
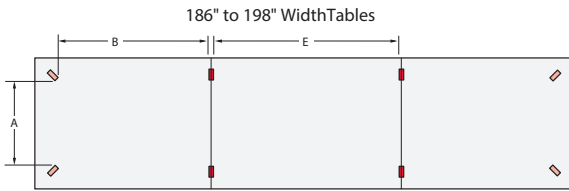
Tip • 42" or deeper tables: optional 14" x 14" Cable Base(s).

Note • Alphabetical categories in charts represent knee space clearances. All listed knee space dimensions are nominal, +/- 1".
 • 42" deep & deeper tables: Cable Base may replace legs depending upon table shape and size. Refer to table shape pages for information.
 • When specifying Cable Base(s) as an accessory, refer to Cable Base installation instructions for proper location of the Cable Base(s) and table leg(s).

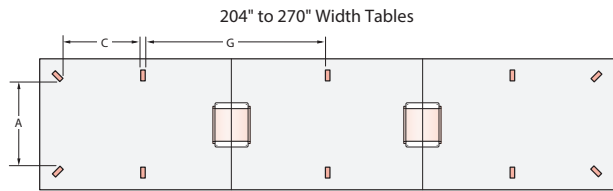
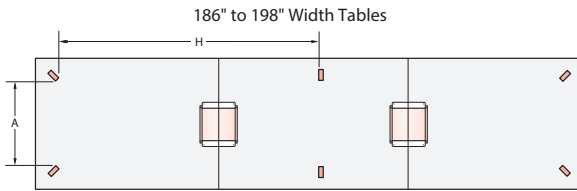
Knee Space Clearance: Interior Leg Tables

Three-Piece Rectangle

Without Cable Base



With Cable Base



Knee Space Clearance

TABLE DEPTH DIMENSION LOCATION TABLE WIDTH

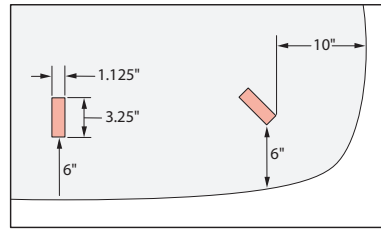
TABLE DEPTH	DIMENSION LOCATION	186"	192"	198"	204"	210"	216"	222"	228"	234"	240"	246"	252"	258"	264"	270"
42"	A	27"	27"	27"	27"	27"	27"	27"	27"	27"	27"	27"	27"	27"	27"	27"
	B	27"	33"	39"												
	C				26"	27"	28"	29"	30"	31"	32"	33"	34"	35"	36"	37"
	D				32"	33"	34"	35"	36"	37"	38"	39"	40"	41"	42"	43"
	E	60"	62"	64"												
	F				32"	33"	34"	35"	36"	37"	38"	39"	40"	41"	42"	43"
	G				66"	68"	70"	72"	74"	76"	78"	80"	82"	84"	86"	88"
	H	85"	88"	91"												
48"	A	33"	33"	33"	33"	33"	33"	33"	33"	33"	33"	33"	33"	33"	33"	33"
	B	27"	33"	39"												
	C				26"	27"	28"	29"	30"	31"	32"	33"	34"	35"	36"	37"
	D				32"	33"	34"	35"	36"	37"	38"	39"	40"	41"	42"	43"
	E	60"	62"	64"												
	F				32"	33"	34"	35"	36"	37"	38"	39"	40"	41"	42"	43"
	G				66"	68"	70"	72"	74"	76"	78"	80"	82"	84"	86"	88"
	H	85"	88"	91"												
54"	A	39"	39"	39"	39"	39"	39"	39"	39"	39"	39"	39"	39"	39"	39"	39"
	B	27"	33"	39"												
	C				26"	27"	28"	29"	30"	31"	32"	33"	34"	35"	36"	37"
	D				32"	33"	34"	35"	36"	37"	38"	39"	40"	41"	42"	43"
	E	60"	62"	64"												
	F				32"	33"	34"	35"	36"	37"	38"	39"	40"	41"	42"	43"
	G				66"	68"	70"	72"	74"	76"	78"	80"	82"	84"	86"	88"
	H	85"	88"	91"												
60"	A	45"	45"	45"	45"	45"	45"	45"	45"	45"	45"	45"	45"	45"	45"	45"
	B	27"	33"	39"												
	C				26"	27"	28"	29"	30"	31"	32"	33"	34"	35"	36"	37"
	D				32"	33"	34"	35"	36"	37"	38"	39"	40"	41"	42"	43"
	E	60"	62"	64"												
	F				32"	33"	34"	35"	36"	37"	38"	39"	40"	41"	42"	43"
	G				66"	68"	70"	72"	74"	76"	78"	80"	82"	84"	86"	88"
	H	85"	88"	91"												

Tip • 42" or deeper tables: optional 14" x 14" Cable Base(s).

Note • Alphabetical categories in charts represent knee space clearances. All listed knee space dimensions are nominal, +/- 1".
 • 42" deep & deeper tables: Cable Base may replace legs depending upon table shape and size. Refer to table shape pages for information.
 • When specifying Cable Base(s) as an accessory, refer to Cable Base installation instructions for proper location of the Cable Base(s) and table leg(s).

Knee Space Clearance: Interior Leg Tables

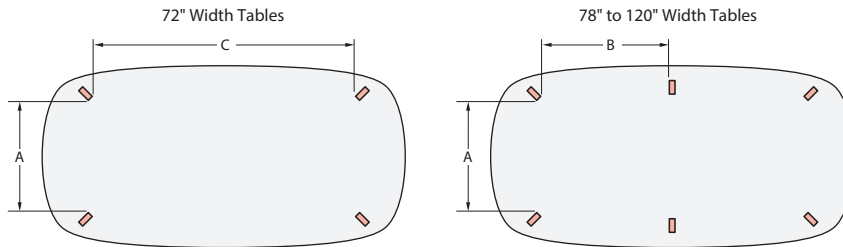
Interior Leg Detail



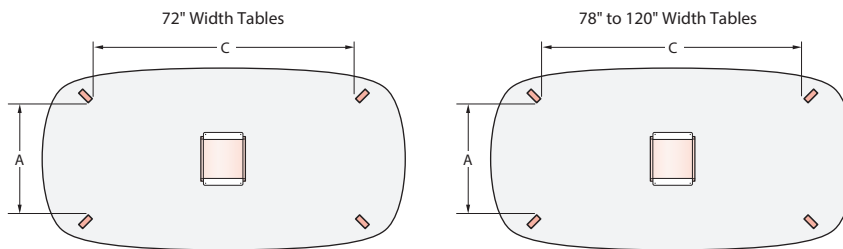
Pebble Table

One-Piece Pebble

Without Cable Base



With Cable Base



Knee Space Clearance

TABLE DEPTH	DIMENSION LOCATION	TABLE WIDTH	72"	78"	84"	90"	96"	102"	108"	114"	120"
36"	A		17"	17"	17"	17"	17"				
	B		22"	25"	28"	31"	34"				
	C		46"	52"	58"	64"	70"				
42"	A				22"	22"	22"	22"	22"	22"	22"
	B				28"	31"	34"	37"	40"	43"	46"
	C				58"	64"	70"	76"	82"	88"	94"
48"	A				28"	28"	28"	28"	28"	28"	28"
	B				28"	31"	34"	37"	40"	43"	46"
	C				58"	64"	70"	76"	82"	88"	94"
54"	A				34"	34"	34"	34"	34"	34"	34"
	B				28"	31"	34"	37"	40"	43"	46"
	C				58"	64"	70"	76"	82"	88"	94"
60"	A				39"	39"	39"	39"	39"	39"	39"
	B				28"	31"	34"	37"	40"	43"	46"
	C				58"	64"	70"	76"	82"	88"	94"

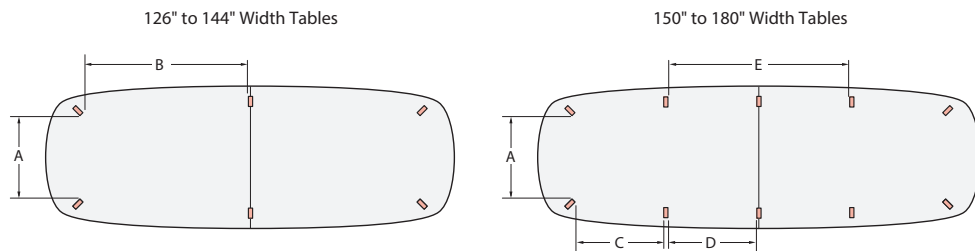
- Tip**
- 36" deep tables: optional 8" x 14" Cable Base.
 - 42" or deeper tables: optional 14" x 14" Cable Base(s).

- Note**
- Alphabetical categories in charts represent knee space clearances. All listed knee space dimensions are nominal, +/- 1".
 - 36" deep & deeper tables: Cable Base may replace legs depending upon table shape and size. Refer to table shape pages for information.
 - When specifying Cable Base(s) as an accessory, refer to Cable Base installation instructions for proper location of the Cable Base(s) and table leg(s).

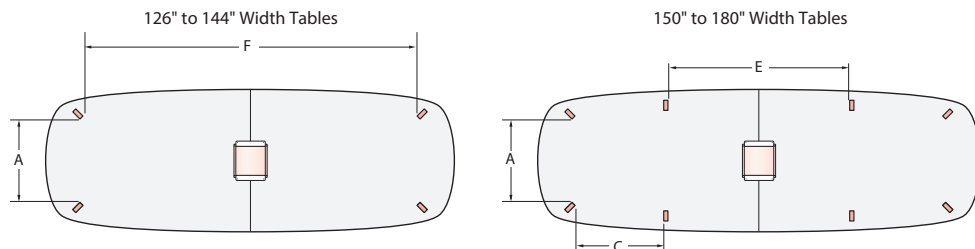
Knee Space Clearance: Interior Leg Tables

Two-Piece Pebble

Without Cable Base



With Cable Base



Knee Space Clearance

TABLE DEPTH	DIMENSION LOCATION	TABLE WIDTH	126"	132"	138"	144"	150"	156"	162"	168"	174"	180"
42"	A		22"	22"	22"	22"	22"	22"	22"	22"	22"	22"
	B		51"	54"	57"	60"						
	C						30"	32"	33"	35"	36"	38"
	D						32"	33"	35"	36"	38"	39"
	E						66"	68"	72"	74"	78"	80"
	F		104"	110"	116"	122"						
48"	A		27"	27"	27"	27"	27"	27"	27"	27"	27"	27"
	B		51"	54"	57"	60"						
	C						30"	32"	33"	35"	36"	38"
	D						32"	33"	35"	36"	38"	39"
	E						66"	68"	72"	74"	78"	80"
	F		104"	110"	116"	122"						
54"	A		32"	32"	32"	32"	32"	32"	32"	32"	32"	32"
	B		51"	54"	57"	60"						
	C						30"	32"	33"	35"	36"	38"
	D						32"	33"	35"	36"	38"	39"
	E						66"	68"	72"	74"	78"	80"
	F		104"	110"	116"	122"						
60"	A		36"	36"	36"	36"	36"	36"	36"	36"	36"	36"
	B		51"	54"	57"	60"						
	C						30"	32"	33"	35"	36"	38"
	D						32"	33"	35"	36"	38"	39"
	E						66"	68"	72"	74"	78"	80"
	F		104"	110"	116"	122"						

Tip • 42" or deeper tables: optional 14" x 14" Cable Base(s).

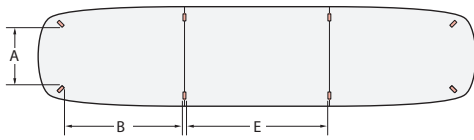
Note • Alphabetical categories in charts represent knee space clearances. All listed knee space dimensions are nominal, +/- 1".
 • 42" deep & deeper tables: Cable Base may replace legs depending upon table shape and size. Refer to table shape pages for information.
 • When specifying Cable Base(s) as an accessory, refer to Cable Base installation instructions for proper location of the Cable Base(s) and table leg(s).

Knee Space Clearance: Interior Leg Tables

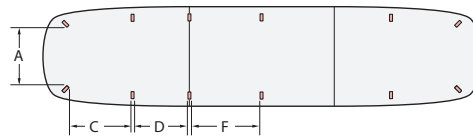
Three-Piece Pebble

Without Cable Base

186" to 198" Width Tables

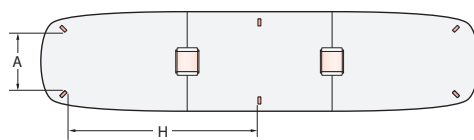


204" to 270" Width Tables

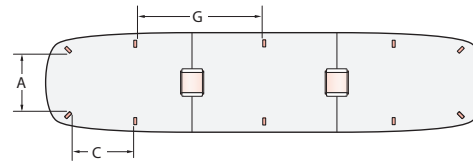


With Cable Base

186" to 198" Width Tables



204" to 270" Width Tables



Knee Space Clearance

TABLE DEPTH DIMENSION LOCATION TABLE WIDTH

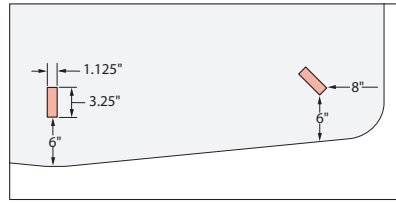
TABLE DEPTH	DIMENSION LOCATION	186"	192"	198"	204"	210"	216"	222"	228"	234"	240"	246"	252"	258"	264"	270"
42"	A	22"	22"	22"	22"	22"	22"	22"	22"	22"	22"	22"	22"	22"	22"	22"
	B	50"	52"	54"	56"	58"	60"									
	C							31"	32"	33"	34"	35"	36"	37"	38"	39"
	D							30"	31"	32"	33"	34"	35"	36"	37"	38"
	E	60"	62"	64"												
	F				32"	33"	34"	35"	36"	37"	38"	39"	40"	41"	42"	43"
	G				61"	63"	65"	67"	69"	71"	73"	75"	77"	79"	81"	83"
	H	81"	84"	87"												
48"	A	27"	27"	27"	27"	27"	27"	27"	27"	27"	27"	27"	27"	27"	27"	27"
	B	50"	52"	54"	56"	58"	60"									
	C							31"	32"	33"	34"	35"	36"	37"	38"	39"
	D							30"	31"	32"	33"	34"	35"	36"	37"	38"
	E	60"	62"	64"												
	F				32"	33"	34"	35"	36"	37"	38"	39"	40"	41"	42"	43"
	G				61"	63"	65"	67"	69"	71"	73"	75"	77"	79"	81"	83"
	H	81"	84"	87"												
54"	A	32"	32"	32"	32"	32"	32"	32"	32"	32"	32"	32"	32"	32"	32"	32"
	B	50"	52"	54"	56"	58"	60"									
	C							31"	32"	33"	34"	35"	36"	37"	38"	39"
	D							30"	31"	32"	33"	34"	35"	36"	37"	38"
	E	60"	62"	64"												
	F				32"	33"	34"	35"	36"	37"	38"	39"	40"	41"	42"	43"
	G				61"	63"	65"	67"	69"	71"	73"	75"	77"	79"	81"	83"
	H	81"	84"	87"												
60"	A	36"	36"	36"	36"	36"	36"	36"	36"	36"	36"	36"	36"	36"	36"	36"
	B	50"	52"	54"	56"	58"	60"									
	C							31"	32"	33"	34"	35"	36"	37"	38"	39"
	D							30"	31"	32"	33"	34"	35"	36"	37"	38"
	E	60"	62"	64"												
	F				32"	33"	34"	35"	36"	37"	38"	39"	40"	41"	42"	43"
	G				61"	63"	65"	67"	69"	71"	73"	75"	77"	79"	81"	83"
	H	81"	84"	87"												

Tip • 42" or deeper tables: optional 14" x 14" Cable Base(s).

Note • Alphabetical categories in charts represent knee space clearances. All listed knee space dimensions are nominal, +/- 1".
 • 42" deep & deeper tables: Cable Base may replace legs depending upon table shape and size. Refer to table shape pages for information.
 • When specifying Cable Base(s) as an accessory, refer to Cable Base installation instructions for proper location of the Cable Base(s) and table leg(s).

Knee Space Clearance: Interior Leg Tables

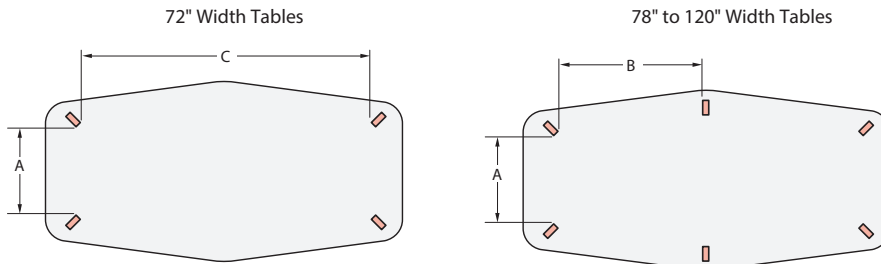
Interior Leg Detail



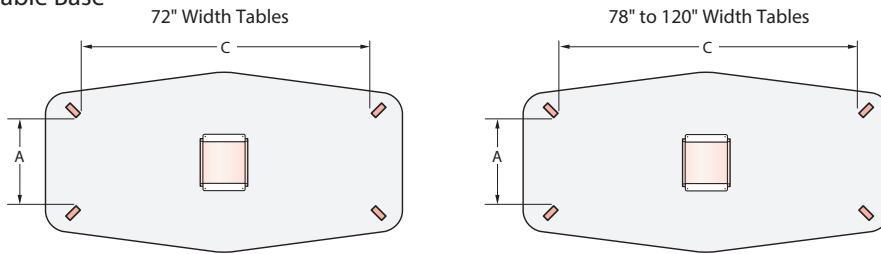
Hexagon Table

One-Piece Hexagon

Without Cable Base



With Cable Base



Knee Space Clearance

TABLE DEPTH	DIMENSION LOCATION	TABLE WIDTH								
		72"	78"	84"	90"	96"	102"	108"	114"	120"
36"	A	18"	18"	18"	18"	18"				
	B	24"	27"	30"	33"	36"				
	C	50"	56"	62"	68"	74"				
42"	A			24"	24"	24"	24"	24"	24"	24"
	B			30"	33"	36"	39"	42"	45"	48"
	C			62"	68"	74"	80"	86"	92"	98"
48"	A			23"	23"	23"	23"	23"	23"	23"
	B			30"	33"	36"	39"	42"	45"	48"
	C			62"	68"	74"	80"	86"	92"	98"
54"	A			29"	29"	29"	29"	29"	29"	29"
	B			30"	33"	36"	39"	42"	45"	48"
	C			62"	68"	74"	80"	86"	92"	98"
60"	A			35"	35"	35"	35"	35"	35"	35"
	B			30"	33"	36"	39"	42"	45"	48"
	C			62"	68"	74"	80"	86"	92"	98"

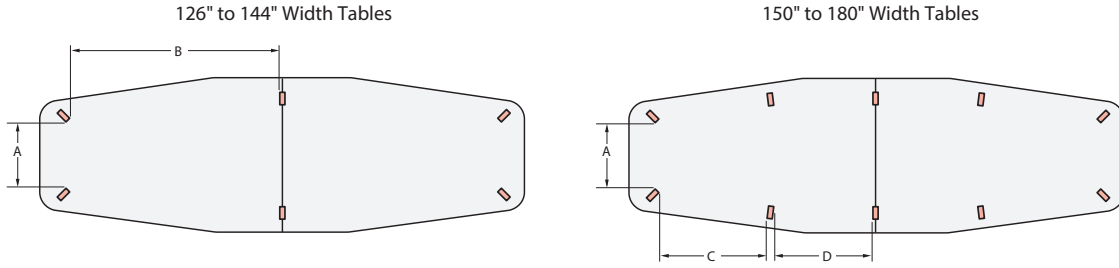
- Tip**
- 36" deep tables: optional 8" x 14" Cable Base.
 - 42" or deeper tables: optional 14" x 14" Cable Base(s).

- Note**
- Alphabetical categories in charts represent knee space clearances. All listed knee space dimensions are nominal, +/- 1".
 - 36" deep & deeper tables: Cable Base may replace legs depending upon table shape and size. Refer to table shape pages for information.
 - When specifying Cable Base(s) as an accessory, refer to Cable Base installation instructions for proper location of the Cable Base(s) and table leg(s).

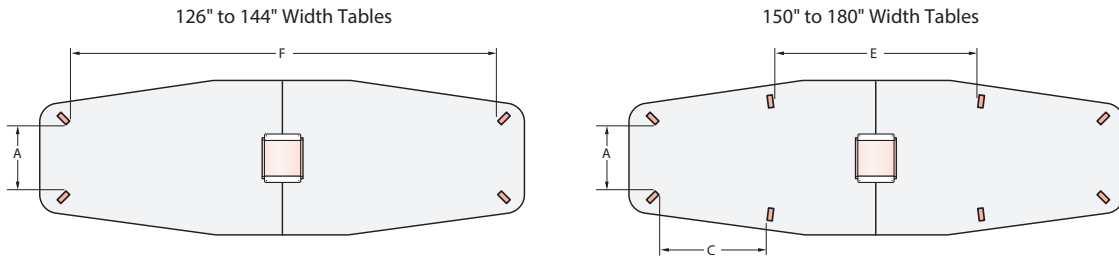
Knee Space Clearance: Interior Leg Tables

Two-Piece Hexagon

Without Cable Base



With Cable Base



Knee Space Clearance

TABLE DEPTH	DIMENSION LOCATION	TABLE WIDTH									
		126"	132"	138"	144"	150"	156"	162"	168"	174"	180"
42"	A	22"	22"	22"	22"	22"	22"	22"	22"	22"	22"
	B	51"	54"	57"	60"						
	C					30"	32"	33"	35"	36"	38"
	D					31"	33"	34"	36"	37"	39"
	E					64"	68"	70"	74"	76"	80"
	F	104"	110"	116"	122"						
48"	A	28"	28"	28"	28"	28"	28"	28"	28"	28"	28"
	B	51"	54"	57"	60"						
	C					30"	32"	33"	35"	36"	38"
	D					31"	33"	34"	36"	37"	39"
	E					64"	68"	70"	74"	76"	80"
	F	104"	110"	116"	122"						
54"	A	34"	34"	34"	34"	34"	34"	34"	34"	34"	34"
	B	51"	54"	57"	60"						
	C					30"	32"	33"	35"	36"	38"
	D					31"	33"	34"	36"	37"	39"
	E					64"	68"	70"	74"	76"	80"
	F	104"	110"	116"	122"						
60"	A	40"	40"	40"	40"	40"	40"	40"	40"	40"	40"
	B	51"	54"	57"	60"						
	C					30"	32"	33"	35"	36"	38"
	D					31"	33"	34"	36"	37"	39"
	E					64"	68"	70"	74"	76"	80"
	F	104"	110"	116"	122"						

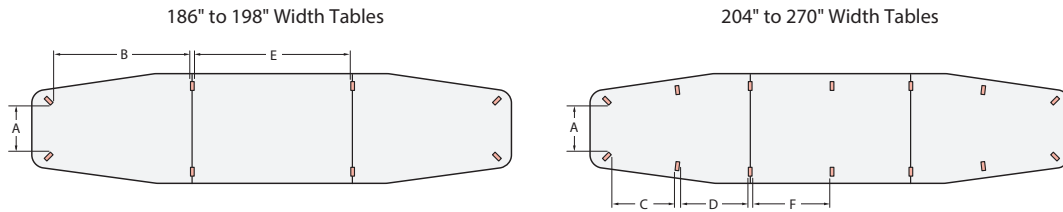
Tip • 42" or deeper tables: optional 14" x 14" Cable Base(s).

Note • Alphabetical categories in charts represent knee space clearances. All listed knee space dimensions are nominal, +/- 1".
 • 42" deep & deeper tables: Cable Base may replace legs depending upon table shape and size. Refer to table shape pages for information.
 • When specifying Cable Base(s) as an accessory, refer to Cable Base installation instructions for proper location of the Cable Base(s) and table leg(s).

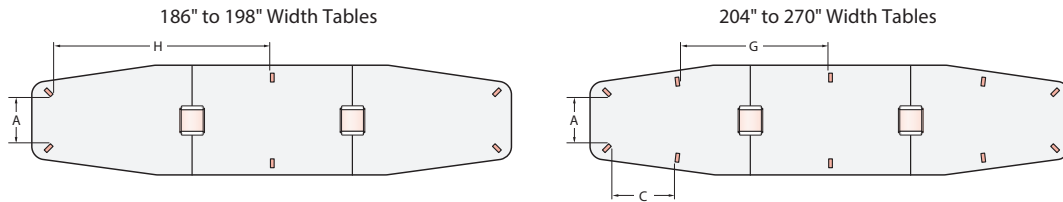
Knee Space Clearance: Interior Leg Tables

Three-Piece Hexagon

Without Cable Base



With Cable Base



Knee Space Clearance

TABLE DIMENSION TABLE
DEPTH LOCATION WIDTH

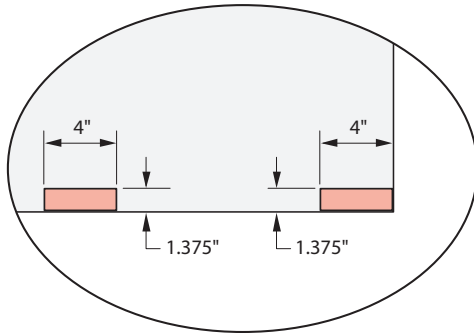
TABLE DEPTH	DIMENSION LOCATION	186"	192"	198"	204"	210"	216"	222"	228"	234"	240"	246"	252"	258"	264"	270"
42"	A	22"	22"	22"	22"	22"	22"	22"	22"	22"	22"	22"	22"	22"	22"	22"
	B	50"	52"	54"	56"	58"	60"									
	C							30"	31"	32"	33"	34"	35"	36"	37"	38"
	D							31"	32"	33"	34"	35"	36"	37"	38"	39"
	E	60"	62"	64"												
	F				32"	33"	34"	35"	36"	37"	38"	39"	40"	41"	42"	43"
	G				62"	64"	66"	68"	70"	72"	74"	76"	78"	80"	82"	84"
	H	81"	84"	87"												
48"	A	28"	28"	28"	28"	28"	28"	28"	28"	28"	28"	28"	28"	28"	28"	28"
	B	50"	52"	54"	56"	58"	60"									
	C							30"	31"	32"	33"	34"	35"	36"	37"	38"
	D							31"	32"	33"	34"	35"	36"	37"	38"	39"
	E	60"	62"	64"												
	F				32"	33"	34"	35"	36"	37"	38"	39"	40"	41"	42"	43"
	G				62"	64"	66"	68"	70"	72"	74"	76"	78"	80"	82"	84"
	H	81"	84"	87"												
54"	A	34"	34"	34"	34"	34"	34"	34"	34"	34"	34"	34"	34"	34"	34"	34"
	B	50"	52"	54"	56"	58"	60"									
	C							30"	31"	32"	33"	34"	35"	36"	37"	38"
	D							31"	32"	33"	34"	35"	36"	37"	38"	39"
	E	60"	62"	64"												
	F				32"	33"	34"	35"	36"	37"	38"	39"	40"	41"	42"	43"
	G				62"	64"	66"	68"	70"	72"	74"	76"	78"	80"	82"	84"
	H	81"	84"	87"												
60"	A	40"	40"	40"	40"	40"	40"	40"	40"	40"	40"	40"	40"	40"	40"	40"
	B	50"	52"	54"	56"	58"	60"									
	C							30"	31"	32"	33"	34"	35"	36"	37"	38"
	D							31"	32"	33"	34"	35"	36"	37"	38"	39"
	E	60"	62"	64"												
	F				32"	33"	34"	35"	36"	37"	38"	39"	40"	41"	42"	43"
	G				62"	64"	66"	68"	70"	72"	74"	76"	78"	80"	82"	84"
	H	81"	84"	87"												

Tip • 42" or deeper tables: optional 14" x 14" Cable Base(s).

Note • Alphabetical categories in charts represent knee space clearances. All listed knee space dimensions are nominal, +/- 1".
 • 42" deep & deeper tables: Cable Base may replace legs depending upon table shape and size. Refer to table shape pages for information.
 • When specifying Cable Base(s) as an accessory, refer to Cable Base installation instructions for proper location of the Cable Base(s) and table leg(s).

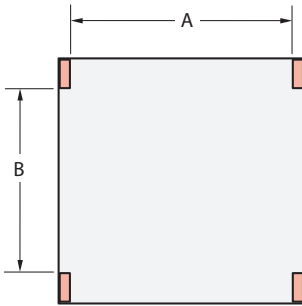
Knee Space Clearance: Perimeter Leg Tables

Perimeter Leg Details



Square and Rectangular Tables

One-Piece Square Tables

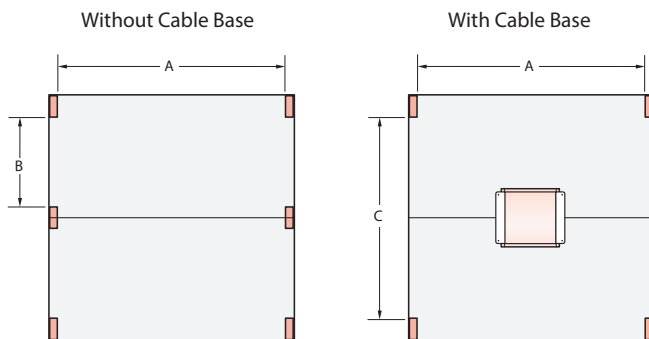


Knee Space Clearance

DEPTH	WIDTH	A	B
42"	42"	39"	34"
48"	48"	45"	40"
54"	54"	51"	39"
60"	60"	45"	52"

Tip Cable Bases are not recommended for use with One-Piece Square tables.

Two-Piece Square Tables



Knee Space Clearance

DEPTH	WIDTH	A	B	C
66"	66"	63"	27"	58"
72"	72"	69"	30"	64"

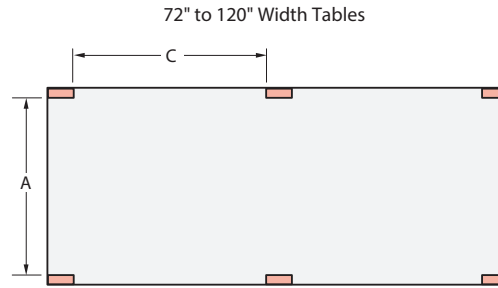
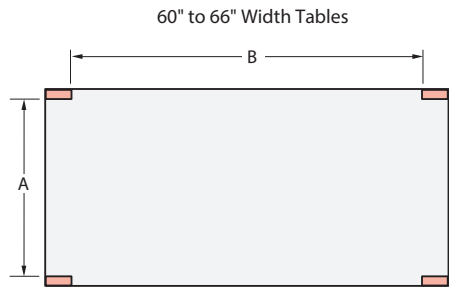
Tip Optional 14" x 14" Cable Base replaces two legs.

- Note**
- Alphabetical categories in charts represent knee space clearances. All listed knee space dimensions are nominal, +/- 1".
 - 42" deep & deeper tables: Cable Base may replace legs depending upon table shape and size. Refer to table shape pages for information.
 - When specifying Cable Base(s) as an accessory, refer to Cable Base installation instructions for proper location of the Cable Base(s) and table leg(s).

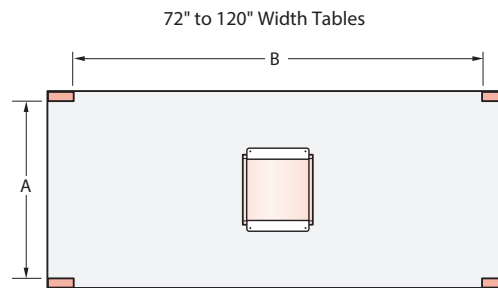
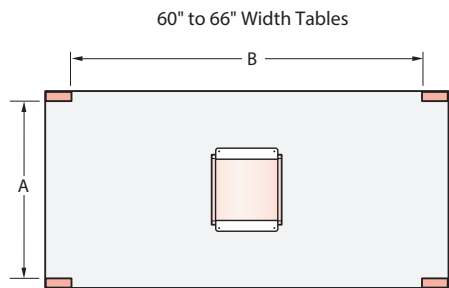
Knee Space Clearance: Perimeter Leg Tables

One-Piece Rectangle

Without Cable Base



With Cable Base



Knee Space Clearance

TABLE DEPTH	DIMENSION LOCATION	TABLE WIDTH		60"	66"	72"	78"	84"	90"	96"	102"	108"	114"	120"
30"	A	48"	54"	27"	27"	27"								
	B			52"	58"									
	C					30"								
36"	A			33"	33"	33"	33"	33"	33"					
	B			52"	58"									
	C					30"	33"	36"	39"	42"				
42"	A	39"	39"	39"	39"	39"	39"	39"	39"	39"	39"	39"	39"	39"
	B	40"	46"	52"	58"									
	C					30"	33"	36"	39"	42"	45"	48"	51"	54"
48"	A		45"	45"	45"	45"	45"	45"	45"	45"	45"	45"	45"	45"
	B		46"	52"	58"									
	C					30"	33"	36"	39"	42"	45"	48"	51"	54"
54"	A			51"	51"	51"	51"	51"	51"	51"	51"	51"	51"	51"
	B			53"	58"									
	C					30"	33"	36"	39"	42"	45"	48"	51"	54"
60"	A				57"	57"	57"	57"	57"	57"	57"	57"	57"	57"
	B				58"									
	C					30"	33"	36"	39"	42"	45"	48"	51"	54"

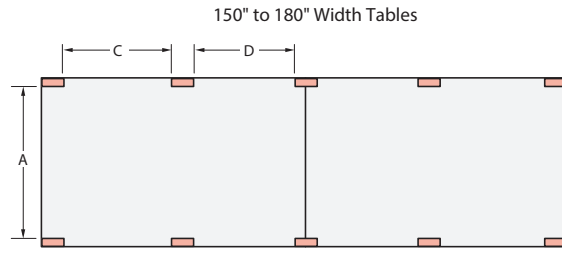
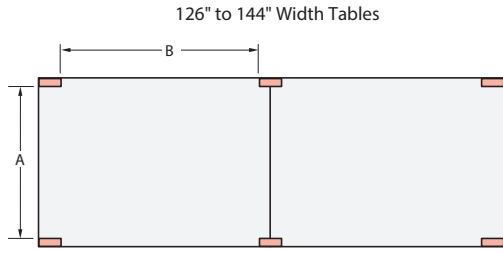
- Tip**
- 30" deep tables: Cable Base use not recommended.
 - 36" deep tables: optional 8" x 14" Cable Base.
 - 42" or deeper tables: optional 14" x 14" Cable Base(s).

- Note**
- Alphabetical categories in charts represent knee space clearances. All listed knee space dimensions are nominal, +/- 1".
 - 36" deep & deeper tables: Cable Base may replace legs depending upon table shape and size. Refer to table shape pages for information.
 - When specifying Cable Base(s) as an accessory, refer to Cable Base installation instructions for proper location of the Cable Base(s) and table leg(s).

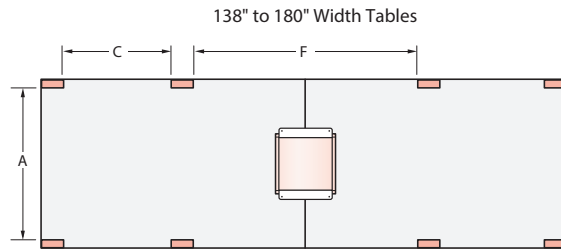
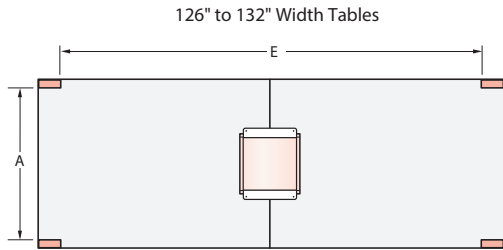
Knee Space Clearance: Perimeter Leg Tables

Two-Piece Rectangle

Without Cable Base



With Cable Base



Knee Space Clearance

TABLE DEPTH	DIMENSION LOCATION	TABLE WIDTH	126"	132"	138"	144"	150"	156"	162"	168"	174"	180"
42"	A		39"	39"	39"	39"	39"	39"	39"	39"	39"	39"
	B		57"	60"								
	C				28"	30"	31"	33"	34"	36"	37"	39"
	D				30"	32"	33"	35"	36"	38"	39"	41"
	E		118"	124"								
	F				65"	68"	71"	73"	75"	78"	81"	83"
48"	A		45"	45"	45"	45"	45"	45"	45"	45"	45"	45"
	B		57"	60"								
	C				28"	30"	31"	33"	34"	36"	37"	39"
	D				30"	32"	33"	35"	36"	38"	39"	41"
	E		118"	124"								
	F				65"	68"	71"	73"	75"	78"	81"	83"
54"	A		51"	51"	51"	51"	51"	51"	51"	51"	51"	51"
	B		57"	60"								
	C				28"	30"	31"	33"	34"	36"	37"	39"
	D				30"	32"	33"	35"	36"	38"	39"	41"
	E		118"	124"								
	F				65"	68"	71"	73"	75"	78"	81"	83"
60"	A		57"	57"	57"	57"	57"	57"	57"	57"	57"	57"
	B		57"	60"								
	C				28"	30"	31"	33"	34"	36"	37"	39"
	D				30"	32"	33"	35"	36"	38"	39"	41"
	E		118"	124"								
	F				65"	68"	71"	73"	75"	78"	81"	83"

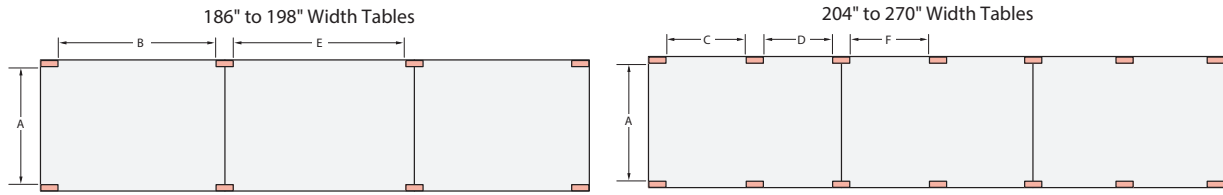
Tip • 42" or deeper tables: optional 14" x 14" Cable Base(s).

Note • Alphabetical categories in charts represent knee space clearances. All listed knee space dimensions are nominal, +/- 1".
 • 42" deep & deeper tables: Cable Base may replace legs depending upon table shape and size. Refer to table shape pages for information.
 • When specifying Cable Base(s) as an accessory, refer to Cable Base installation instructions for proper location of the Cable Base(s) and table leg(s).

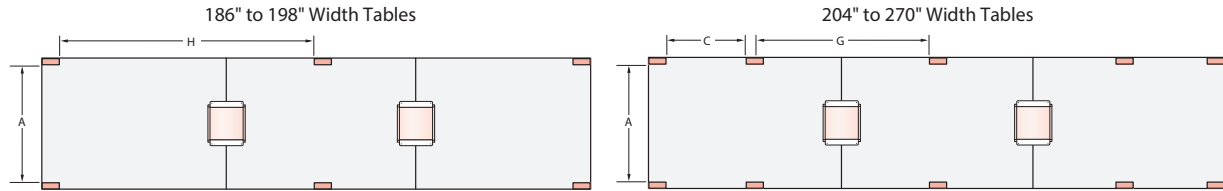
Knee Space Clearance: Perimeter Leg Tables

Three-Piece Rectangle

Without Cable Base



With Cable Base



Knee Space Clearance

TABLE DIMENSION TABLE
DEPTH LOCATION WIDTH

TABLE DEPTH	DIMENSION LOCATION	186"	192"	198"	204"	210"	216"	222"	228"	234"	240"	246"	252"	258"	264"	270"
42"	A	39"	39"	39"	39"	39"	39"	39"	39"	39"	39"	39"	39"	39"	39"	39"
	B	56"	58"	60"												
	C				28"	29"	30"	31"	32"	33"	34"	35"	36"	37"	38"	39"
	D				30"	31"	32"	33"	34"	35"	36"	37"	38"	39"	40"	41"
	E	58"	60"	62"												
	F				30"	31"	32"	33"	34"	35"	36"	37"	38"	39"	40"	41"
	G				64"	66"	68"	70"	72"	74"	76"	78"	80"	82"	84"	86"
	H	87"	90"	93"												
48"	A	45"	45"	45"	45"	45"	45"	45"	45"	45"	45"	45"	45"	45"	45"	45"
	B	56"	58"	60"												
	C				28"	29"	30"	31"	32"	33"	34"	35"	36"	37"	38"	39"
	D				30"	31"	32"	33"	34"	35"	36"	37"	38"	39"	40"	41"
	E	58"	60"	62"												
	F				30"	31"	32"	33"	34"	35"	36"	37"	38"	39"	40"	41"
	G				64"	66"	68"	70"	72"	74"	76"	78"	80"	82"	84"	86"
	H	87"	90"	93"												
54"	A	51"	51"	51"	51"	51"	51"	51"	51"	51"	51"	51"	51"	51"	51"	51"
	B	56"	58"	60"												
	C				28"	29"	30"	31"	32"	33"	34"	35"	36"	37"	38"	39"
	D				30"	31"	32"	33"	34"	35"	36"	37"	38"	39"	40"	41"
	E	58"	60"	62"												
	F				30"	31"	32"	33"	34"	35"	36"	37"	38"	39"	40"	41"
	G				64"	66"	68"	70"	72"	74"	76"	78"	80"	82"	84"	86"
	H	87"	90"	93"												
60"	A	57"	57"	57"	57"	57"	57"	57"	57"	57"	57"	57"	57"	57"	57"	57"
	B	56"	58"	60"												
	C				28"	29"	30"	31"	32"	33"	34"	35"	36"	37"	38"	39"
	D				30"	31"	32"	33"	34"	35"	36"	37"	38"	39"	40"	41"
	E	58"	60"	62"												
	F				30"	31"	32"	33"	34"	35"	36"	37"	38"	39"	40"	41"
	G				64"	66"	68"	70"	72"	74"	76"	78"	80"	82"	84"	86"
	H	87"	90"	93"												



• 42" or deeper tables: optional 14" x 14" Cable Base(s).





- Alphabetical categories in charts represent knee space clearances. All listed knee space dimensions are nominal, +/- 1".
- 42" deep & deeper tables: Cable Base may replace legs depending upon table shape and size. Refer to table shape pages for information.
- When specifying Cable Base(s) as an accessory, refer to Cable Base installation instructions for proper location of the Cable Base(s) and table leg(s).



Seating Capacity: Interior Leg

The chart below is based upon the recommended number of chairs per table size. Use this chart to assist you in choosing the appropriate table shape and leg style based on your required seating capacity. Refer to additional charts within this section for additional table shapes. (Seating capacity estimates are based upon a 27" wide chair.)

Round Table

	4 Chairs	6 Chairs
Interior Legs & Interior Legs with Cable Base		
	42"	66"
	48"	72"
	54"	
	60"	

Square Table

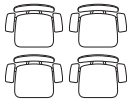



	4 Chairs	8 Chairs
Interior Legs & Interior Legs with Cable Base		
	42" x 42"	60" x 60"
	48" x 48"	66" x 66"
	54" x 54"	72" x 72"
	60" x 60"	

Note Seating capacity estimate based upon a 27" wide chair.

Seating Capacity: Interior Leg

Collaborative Tables

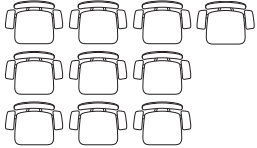


Rectangular One-Piece Table

Interior Legs & Interior Legs with Cable Base	4 Chairs	6 Chairs
		
	30" Deep 60" w, 66" w, 72" w	36" Deep 72" w, 78" w
	36" Deep 60" w, 66" w	42" Deep 66" w, 72" w, 78" w
	42" Deep 48" w, 54" w, 60" w	48" Deep 66" w, 72" w
	48" Deep 54" w, 60" w	54" Deep 66" w, 72" w, 78" w
	54" Deep 60" w	
Interior Legs & Interior Legs with Cable Base	8 Chairs	10 Chairs
		
	36" Deep 84" w, 90" w, 96" w	42" Deep 108" w, 114" w, 120" w
	42" Deep 84" w, 90" w, 96" w, 102" w	48" Deep 108" w, 114" w, 120" w
	48" Deep 78" w, 84" w, 90" w, 96", 102" w	54" Deep 84" w, 90" w, 96" w, 102" w, 108" w, 114" w, 120" w
60" Deep 66" w, 72" w, 78" w	60" Deep 84" w, 90" w, 96" w, 102" w, 108" w, 114" w, 120" w	

Note Seating capacity estimate based upon a 27" wide chair.

Seating Capacity: Interior Leg



Rectangular Two-Piece Table

	10 Chairs	12 Chairs	14 Chairs
Interior Legs			
	42" Deep 126" w, 132" w, 138" w 144" w, 150" w	42" Deep 156" w, 162" w, 168" w, 174" w	42" Deep 180" w
	48" Deep 126" w, 132" w, 138" w, 144" w, 150" w	48" Deep 156" w, 162" w, 168" w 174" w	48" Deep 180" w
	54" Deep 126" w, 132" w, 138" w, 144" w, 150" w	54" Deep 156" w, 162" w 168" w	54" Deep 174" w, 180" w
	60" Deep 126" w, 132" w, 138" w 144" w, 150" w	60" Deep 156" w, 162" w, 168" w	60" Deep 174" w, 180" w
Interior Legs with Cable Base	42" Deep 126" w, 132" w	42" Deep 138" w, 144" w, 150" w, 156" w, 162" w	42" Deep 180" w
	48" Deep 126" w, 132" w	48" Deep 138" w, 144" w, 150" w, 156" w, 162" w	48" Deep 180" w
	54" Deep 126" w, 132" w	54" Deep 138" w, 144" w, 150" w, 156" w, 162" w	54" Deep 174" w, 180" w
	60" Deep 126" w, 132" w	60" Deep 138" w, 144" w, 150" w, 156" w, 162" w	60" Deep 174" w, 180" w

Note Seating capacity estimate based upon a 27" wide chair.

Seating Capacity: Interior Leg



Rectangular Three-Piece Table

	14 Chairs	16 Chairs
Interior Legs		
	42" Deep 186" w, 192" w, 198" w, 204 w, 210 w, 216" w	42" Deep 222" w, 228" w, 234" w, 240" w, 246" w, 252" w
	48" Deep 186" w, 192" w, 198" w, 204 w, 210 w, 216" w	48" Deep 222" w, 228" w, 234" w, 240" w, 246" w, 252" w
	54" Deep 186" w, 192" w, 198" w, 204 w, 210 w, 216" w	54" Deep 222" w, 228" w, 234" w, 240" w, 246" w, 252" w
	60" Deep 186" w, 192" w, 198" w, 204 w, 210 w, 216" w	60" Deep 222" w, 228" w, 234" w, 240" w, 246" w, 252" w
Interior Legs with Cable Base	42" Deep 186" w	42" Deep 192" w, 198" w, 204" w, 210" w, 216" w
	48" Deep 186" w	48" Deep 192" w, 198" w, 204" w, 210" w, 216" w
	54" Deep 186" w	54" Deep 192" w, 198" w, 204" w, 210" w, 216" w
	60" Deep 186" w	60" Deep 192" w, 198" w, 204" w, 210" w, 216" w

Note Seating capacity estimate based upon a 27" wide chair.

Seating Capacity: Interior Leg




Rectangular Three-Piece Table (Continued)

	18 Chairs	20 Chairs
Interior Legs		
	42" Deep 258" w, 264" w	42" Deep 270" w
	48" Deep 258" w, 264" w	48" Deep 270" w
	54" Deep 258" w, 264" w	54" Deep 270" w
	60" Deep 258" w, 264" w	60" Deep 270" w
Interior Legs with Cable Base	42" Deep 222" w, 228" w, 234" w, 240" w, 246" w, 252" w, 258" w	42" Deep 264" w, 270" w
	48" Deep 222" w, 228" w, 234" w, 240" w, 246" w, 252" w, 258" w	48" Deep 264" w, 270" w
	54" Deep 222" w, 228" w, 234" w, 240" w, 246" w, 252" w, 258" w	54" Deep 264" w, 270" w
	60" Deep 222" w, 228" w, 234" w, 240" w, 246" w, 252" w, 258" w	60" Deep 264" w, 270" w



Note Seating capacity estimate based upon a 27" wide chair.

Seating Capacity: Interior Leg

Pebble One-Piece Table

	6 Chairs	8 Chairs	10 Chairs
Interior Legs & Interior Legs with Cable Base			
	36" Deep 72" w, 78" w	36" Deep 84" w, 90" w, 96" w	42" Deep 108" w, 114" w, 120" w
		42" Deep 84" w, 90" w, 96" w, 102" w	48" Deep 108" w, 114" w, 120" w
		48" Deep 78" w, 84" w, 90" w, 96" w, 102" w	54" Deep 84" w, 90" w, 96" w, 102" w 108" w, 114" w, 120" w
		60" Deep 66" w, 72" w, 78" w	60" Deep 84" w, 90" w, 96" w, 102" w, 108" w, 114" w, 120" w



Pebble Two-Piece Table

	10 Chairs	12 Chairs
Interior Legs & Interior Legs with Cable Base		
	42" Deep 126" w, 132" w, 138" w, 144" w, 150" w, 156" w, 162" w, 168" w	42" Deep 174" w, 180" w
	48" Deep 126" w, 132" w, 138" w, 144" w, 150" w, 156" w, 162" w, 168" w	48" Deep 174" w, 180" w
	54" Deep 126" w, 132" w, 138" w, 144" w, 150" w, 156" w, 162" w, 168" w	54" Deep 174" w, 180" w
	60" Deep 126" w, 132" w, 138" w, 144" w, 150" w, 156" w, 162" w, 168" w	60" Deep 174" w, 180" w




Note Seating capacity estimate based upon a 27" wide chair.

Seating Capacity: Interior Leg

Pebble Three-Piece Table

	14 Chairs	16 Chairs
Interior Legs & Interior Legs with Cable Base		
	42" Deep 186" w, 192" w, 198" w, 204" w, 210" w, 216" w, 222" w, 228" w, 234" w, 240" w, 246" w, 252" w, 258" w, 264" w	42" Deep 270" w
	48" Deep 186" w, 192" w, 198" w, 204" w, 210" w, 216" w, 222" w, 228" w, 234" w, 240" w, 246" w, 252" w, 258" w, 264" w	48" Deep 270" w
	54" Deep 186" w, 192" w, 198" w, 204" w, 210" w, 216" w, 222" w, 228" w, 234" w, 240" w, 246" w, 252" w, 258" w, 264" w	54" Deep 270" w
	60" Deep 186" w, 192" w, 198" w, 204" w, 210" w, 216" w, 222" w, 228" w, 234" w, 240" w, 246" w, 252" w, 258" w, 264" w	60" Deep 270" w

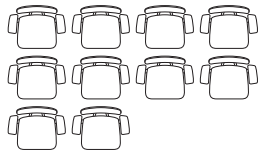


Hexagon One-Piece Table

	6 Chairs	8 Chairs	10 Chairs
Interior Legs & Interior Legs with Cable Base			
	36" Deep 72" w, 78" w	36" Deep 84" w, 90" w, 96" w	42" Deep 108" w, 114" w, 120" w
		42" Deep 84" w, 90" w, 96" w, 102" w	48" Deep 108" w, 114" w, 120" w
		48" Deep 78" w, 84" w, 90" w, 96" w, 102" w	54" Deep 84" w, 90" w, 96" w, 102" w, 108" w, 114" w, 120" w
	60" Deep 66" w, 72" w, 78" w	60" Deep 84" w, 90" w, 96" w, 102" w, 108" w, 114" w, 120" w	

Note Seating capacity estimate based upon a 27" wide chair.

Seating Capacity: Interior Leg



Hexagon Two-Piece Table

	10 Chairs	12 Chairs	14 Chairs
Interior Legs			
	42" Deep 126" w, 132" w, 138" w, 144" w, 150" w, 156" w, 162" w, 168" w	42" Deep 174" w, 180" w	
	48" Deep 126" w, 132" w, 138" w, 144" w, 150" w, 156" w, 162" w, 168" w	48" Deep 174" w, 180" w	
	54" Deep 126" w, 132" w, 138" w, 144" w, 150" w, 156" w, 162" w, 168" w	54" Deep 174" w, 180" w	
	60" Deep 126" w, 132" w, 138" w, 144" w, 150" w, 156" w, 162" w, 168" w	60" Deep 174" w, 180" w	
Interior Legs with Cable Base	42" Deep 126" w, 132" w, 138" w, 144" w	42" Deep 150" w, 156" w, 162" w, 168" w	42" Deep 174" w, 180" w
	48" Deep 126" w, 132" w, 138" w, 144" w	48" Deep 150" w, 156" w, 162" w, 168" w	48" Deep 174" w, 180" w
	54" Deep 126" w, 132" w, 138" w, 144" w	54" Deep 150" w, 156" w, 162" w, 168" w	54" Deep 174" w, 180" w
	60" Deep 126" w, 132" w, 138" w, 144" w	60" Deep 150" w, 156" w, 162" w, 168" w	60" Deep 174" w, 180" w

Note Seating capacity estimate based upon a 27" wide chair.

Seating Capacity: Interior Leg




Hexagon Three-Piece Table

	14 Chairs	16 Chairs
Interior Legs		
	42" Deep 186" w, 192" w, 198" w, 204" w, 210" w, 216" w, 222" w, 228" w, 234" w, 240" w, 246" w, 252" w, 258" w, 264" w	42" Deep 270" w
	48" Deep 186" w, 192" w, 198" w, 204" w, 210" w, 216" w, 222" w, 228" w, 234" w, 240" w, 246" w, 252" w, 258" w, 264" w	48" Deep 270" w
	54" Deep 186" w, 192" w, 198" w, 204" w, 210" w, 216" w, 222" w, 228" w, 234" w, 240" w, 246" w, 252" w, 258" w, 264" w	54" Deep 270" w
	60" Deep 186" w, 192" w, 198" w, 204" w, 210" w, 216" w, 222" w, 228" w, 234" w, 240" w, 246" w, 252" w, 258" w, 264" w	60" Deep 270" w

Note Seating capacity estimate based upon a 27" wide chair.

Seating Capacity: Interior Leg



Hexagon Three-Piece Table (Continued)

	16 Chairs	18 Chairs	20 Chairs
Interior Legs with Cable Base			
	42" Deep 186" w, 192" w, 198" w, 204" w, 210" w, 216" w, 222" w, 228" w, 234" w	42" Deep 240" w, 246" w, 252" w, 258" w, 262" w	42" Deep 270" w
	48" Deep 186" w, 192" w, 198" w, 204" w, 210" w, 216" w, 222" w, 228" w, 234" w	48" Deep 240" w, 246" w, 252" w, 258" w, 262" w	48" Deep 270" w
	54" Deep 186" w, 192" w, 198" w, 204" w, 210" w, 216" w, 222" w, 228" w, 234" w	54" Deep 240" w, 246" w, 252" w, 258" w, 262" w	54" Deep 270" w
	60" Deep 186" w, 192" w, 198" w, 204" w, 210" w, 216" w, 222" w, 228" w, 234" w	60" Deep 240" w, 246" w, 252" w, 258" w, 262" w	60" Deep 270" w



Note Seating capacity estimate based upon a 27" wide chair.



Seating Capacity: Perimeter Leg

Square Table

	4 Chairs	8 Chairs
Perimeter Legs & Perimeter Legs with Cable Base		
	42" x 42"	60" x 60"
	48" x 48"	66" x 66"
	54" x 54"	72" x 72"
	60" x 60"	

Rectangular One-Piece Table

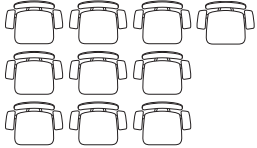


	4 Chairs	6 Chairs
Perimeter Legs & Perimeter Legs with Cable Base		
	30" Deep 60" w, 66" w, 72" w	36" Deep 72" w, 78" w
	36" Deep 60" w, 66" w	42" Deep 66" w, 72" w, 78" w
	42" Deep 48" w, 54" w, 60" w	48" Deep 66" w, 72" w
	48" Deep 54" w, 60" w	54" Deep 66" w, 72" w, 78" w
	54" Deep 60" w	

	8 Chairs	10 Chairs
		
	36" Deep 84" w, 90" w, 96" w	42" Deep 108" w, 114" w, 120" w
	42" Deep 84" w, 90" w, 96" w, 102" w	48" Deep 108" w, 114" w, 120" w
	48" Deep 78" w, 84" w, 90" w, 96", 102" w	54" Deep 84" w, 90" w, 96" w, 102" w, 108" w, 114" w, 120" w
	60" Deep 66" w, 72" w, 78" w	60" Deep 84" w, 90" w, 96" w, 102" w, 108" w, 114" w, 120" w

Note Seating capacity estimate based upon a 27" wide chair.

Seating Capacity: Perimeter Leg



Rectangular Two-Piece Table

	10 Chairs	12 Chairs	14 Chairs
Perimeter Legs			
	42" Deep 126" w, 132" w, 138" w, 144" w, 150" w	42" Deep 156" w, 162" w, 168" w, 174" w	42" Deep 180" w
	48" Deep 126" w, 132" w, 138" w, 144" w, 150" w	48" Deep 156" w, 162" w, 168" w 174" w	48" Deep 180" w
	54" Deep 126" w, 132" w, 138" w, 144" w, 150" w	54" Deep 156" w, 162" w 168" w	54" Deep 174" w, 180" w
	60" Deep 126" w, 132" w, 138" w, 144" w, 150" w	60" Deep 156" w, 162" w, 168" w	60" Deep 174" w, 180" w
Perimeter Legs with Cable Base	42" Deep 126" w, 132" w	42" Deep 138" w, 144" w, 150" w, 156" w, 162" w	42" Deep 180" w
	48" Deep 126" w, 132" w	48" Deep 138" w, 144" w, 150" w, 156" w, 162" w	48" Deep 180" w
	54" Deep 126" w, 132" w	54" Deep 138" w, 144" w, 150" w, 156" w, 162" w	54" Deep 174" w, 180" w
	60" Deep 126" w, 132" w	60" Deep 138" w, 144" w, 150" w, 156" w, 162" w	60" Deep 174" w, 180" w

Note Seating capacity estimate based upon a 27" wide chair.

Seating Capacity: Perimeter Leg



Rectangular Three-Piece Table

	14 Chairs	16 Chairs
Perimeter Legs		
	42" Deep 186" w, 192" w, 198" w, 204" w, 210" w, 216" w	42" Deep 222" w, 228" w, 234" w, 240" w, 246" w, 252" w
	48" Deep 186" w, 192" w, 198" w, 204" w, 210" w, 216" w	48" Deep 222" w, 228" w, 234" w, 240" w, 246" w, 252" w
	54" Deep 186" w, 192" w, 198" w, 204" w, 210" w, 216" w	54" Deep 222" w, 228" w, 234" w, 240" w, 246" w, 252" w
	60" Deep 186" w, 192" w, 198" w, 204" w, 210" w, 216" w	60" Deep 222" w, 228" w, 234" w, 240" w, 246" w, 252" w
Perimeter Legs with Cable Base	42" Deep 186" w	42" Deep 192" w, 198" w, 204" w, 210" w, 216" w
	48" Deep 186" w	48" Deep 192" w, 198" w, 204" w, 210" w, 216" w
	54" Deep 186" w	54" Deep 192" w, 198" w, 204" w, 210" w, 216" w
	60" Deep 186" w	60" Deep 192" w, 198" w, 204" w, 210" w, 216" w

Note Seating capacity estimate based upon a 27" wide chair.

Seating Capacity: Perimeter Leg

Rectangular Three-Piece Table (Continued)

	18 Chairs	20 Chairs
Perimeter Legs		
	42" Deep 258" w, 264" w	42" Deep 270" w
	48" Deep 258" w, 264" w	48" Deep 270" w
	54" Deep 258" w, 264" w	54" Deep 270" w
	60" Deep 258" w, 264" w	60" Deep 270" w
Perimeter Legs with Cable Base	42" Deep 222" w, 228" w, 234" w, 240" w, 246" w, 252" w, 258" w	42" Deep 264" w, 270" w
	48" Deep 222" w, 228" w, 234" w, 240" w, 246" w, 252" w, 258" w	48" Deep 264" w, 270" w
	54" Deep 222" w, 228" w, 234" w, 240" w, 246" w, 252" w, 258" w	54" Deep 264" w, 270" w
	60" Deep 222" w, 228" w, 234" w, 240" w, 246" w, 252" w, 258" w	60" Deep 264" w, 270" w

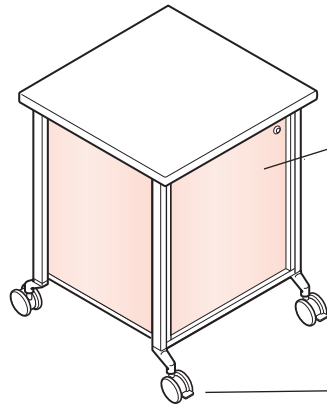
Note Seating capacity estimate based upon a 27" wide chair.

Carts

The Planes Cart Collection is the perfect way to make your meeting area mobile with optional casters. The Cart collection can help in your media and catering needs.

Small Media Cart

Available in laminate with a 1mm edgeband or wood with 1mm wood edgeband.

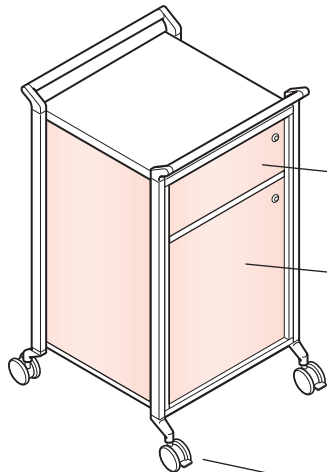


The Small Media Cart has one door with a touch latch and one adjustable interior shelf that adjusts in 1" increments. Optional lock is available.

Available with casters or glides. Optional casters will have 2 locking casters and 2 non-locking casters.

Medium Media Cart

Available in laminate with a 1mm edgeband or wood with 1mm wood edgeband.



The Medium Media Cart has four doors (two on the front; two on the back). All doors available locking or non-locking.

The top two doors flip down to access to a center cabinet opening.

The bottom front door gives access to a 4" deep opening for power and cable management with a 2 $\frac{3}{4}$ " diameter cutout in the bottom for wire access to floor. The bottom back door gives access to storage with an adjustable shelf that adjusts in 1" increments. Both bottom doors close with a touch latch.

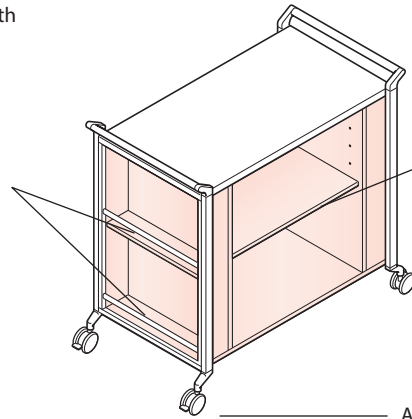
Available with casters or glides. Optional casters will have 2 locking casters and 2 non-locking casters.

Carts

Catering Cart

Available in laminate with a 1mm edgeband only.

Two stationary shelves, at each end of the cart, with rails.



Adjustable shelf in the center compartment that adjusts in 3½" increments.

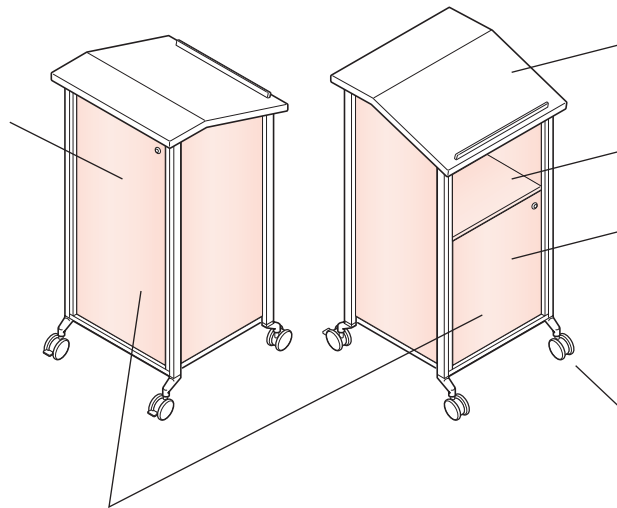
Available with casters or glides. Optional casters will have 2 locking casters and 2 non-locking casters.

Cart Podium

Available in laminate with a 1mm edgeband or wood with a 1mm wood edgeband.

The door on the back is full height, giving access to a full height enclosure for power and cable management.

The Cart Podium has a cutout in the bottom for wire access to the floor. An optional grommet can be separately specified for field installation.



The Cart Podium has a sloping top that is 21" W x 21" D with a paper ledge.

Open Shelf

The door on the user side gives access to an opening with one adjustable shelf that adjusts in 1" increments.

Available with casters or glides. Optional casters will have 2 locking casters and 2 non-locking casters.

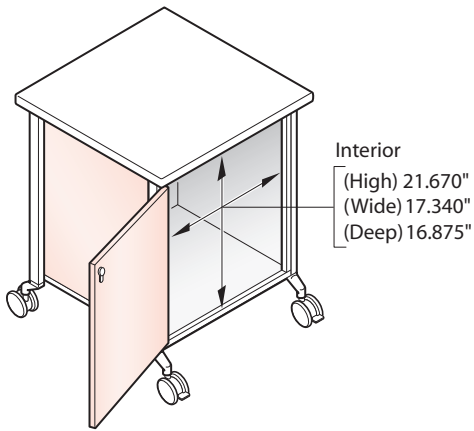
The Cart Podium has two doors on each side with touch latches. Both doors have optional locks.

Carts

Inside Dimensions

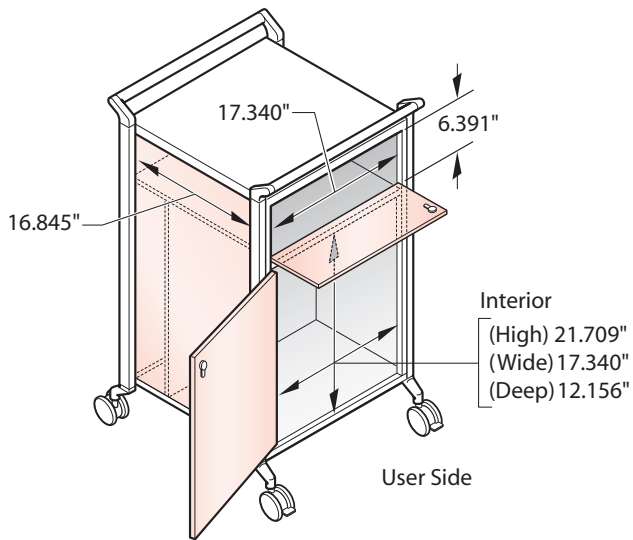
- Cart doors are inset on the cart case. The door opening is $\frac{7}{8}$ " less than the interior dimension.
- Interior shelves on the Small Media Cart, Medium Media Cart and Cart Podium adjust on 1" increments. The Catering Cart center shelf adjusts on $3\frac{1}{2}$ " increments and the double shelves on either end are stationary.

Small Media Cart

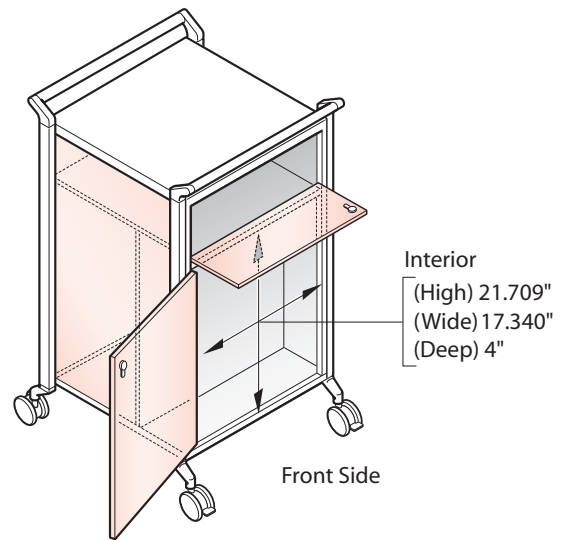


Door Opening: 16.5" (Wide) x 21.625" (High)

Medium Media Cart



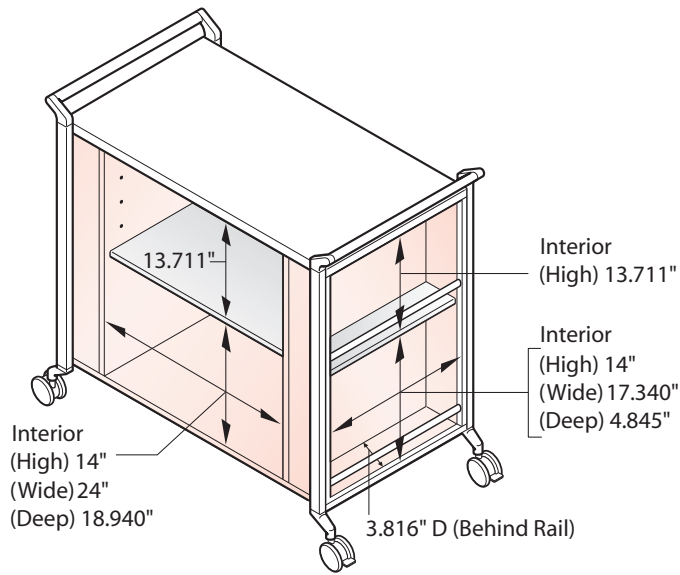
Swing Door Opening: 16.5" (Wide) x 21.625" (High)



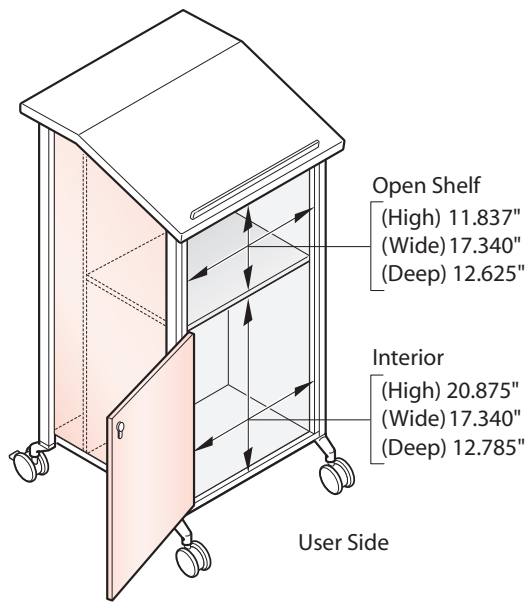
Swing Door Opening: 16.5" (Wide) x 21.625" (High)

Carts

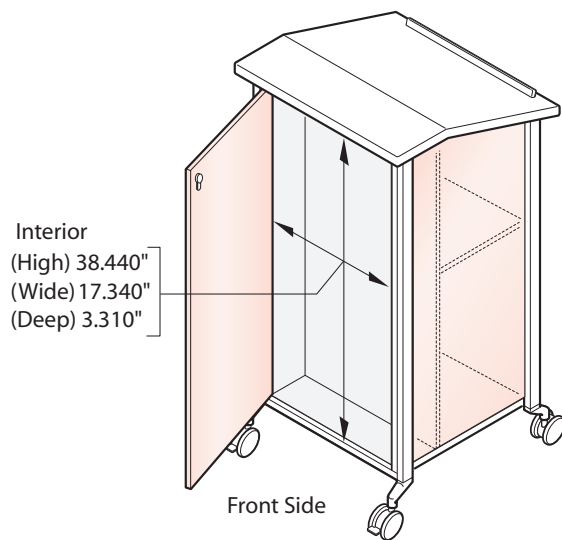
Catering Carts



Cart Podium



Swing Door Opening: 16.5" (Wide) x 20.875" (High)



Swing Door Opening: 16.5" (Wide) x 38.435" (High)

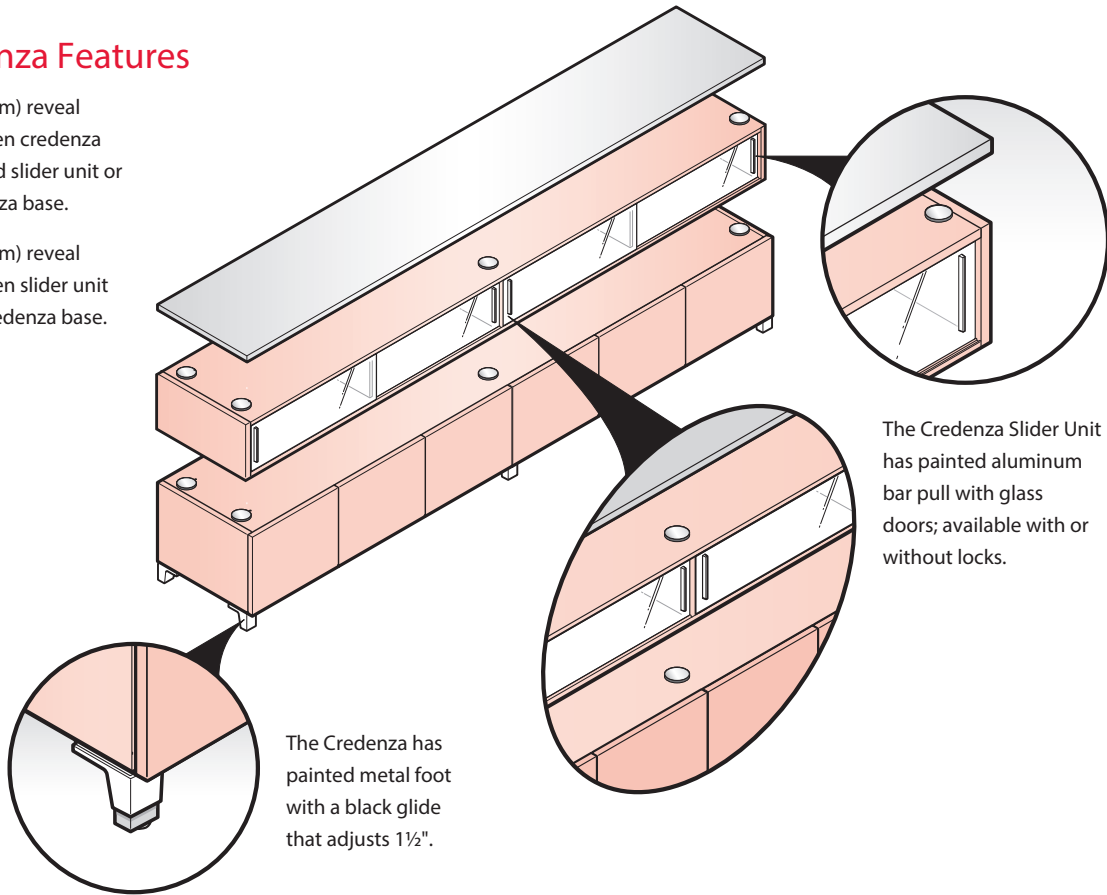
Credenzas

Planes offers a wide variety of sizes of Credenzas for your storage needs. Credenzas have the option of laminate or wood and the Slider Unit has glass and translucent door options.

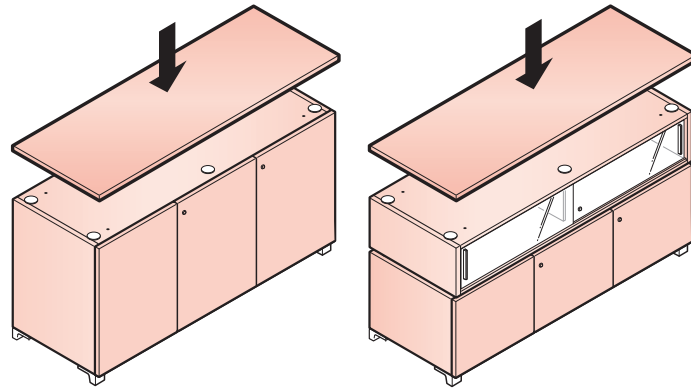
Credenza Features

1/8" (3mm) reveal between credenza top and slider unit or credenza base.

1/8" (3mm) reveal between slider unit and credenza base.



When specifying a Planes Credenza, the Credenza Top must be specified separately from the Credenza Base or the Credenza Base with Slider Unit. Specify the Credenza Top the same width as the Credenza Base. The hardware to install the Credenza Top is included and the attachment locations are factory drilled in the base or slider units.



Tip Credenza tops are 1 3/16" thick with 1mm edgeband or 1mm wood edgeband.

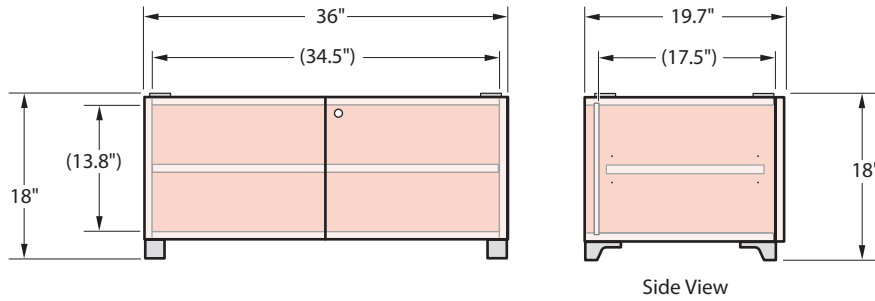
Note Credenza top must be used with Credenza Base or Credenza Slider Unit for finished aesthetic.

Credenzas

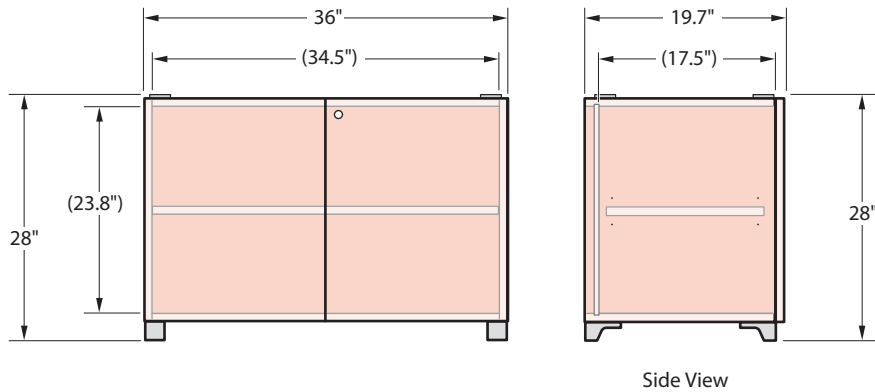
Exterior/(Interior) Dimensions

- Interior shelves are adjustable in 1¼" increments. 19" High Credenza Bases have one adjustable shelf and the 29" High Credenza Bases have two adjustable shelves.

Credenza Base: 36" Wide x 19" High x 20" Deep



Credenza Base: 36" Wide x 29" High x 20" Deep



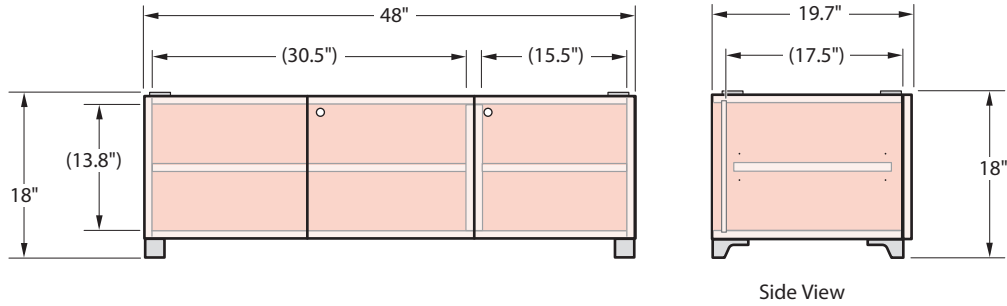
- Notes**
- A 72" Wide Credenza has four single legs and two shared legs.
 - Door opening width is 34.25".

Credenzas

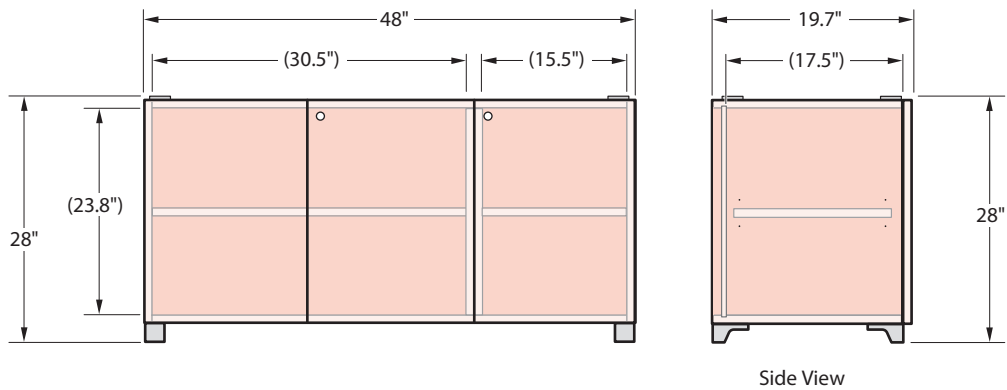
Exterior/(Interior) Dimensions

- Interior shelves are adjustable in 1¼" increments. 19" High Credenza Bases have one adjustable shelf and the 29" High Credenza Bases have two adjustable shelves.

Credenza Base: 48" Wide x 19" High x 20" Deep



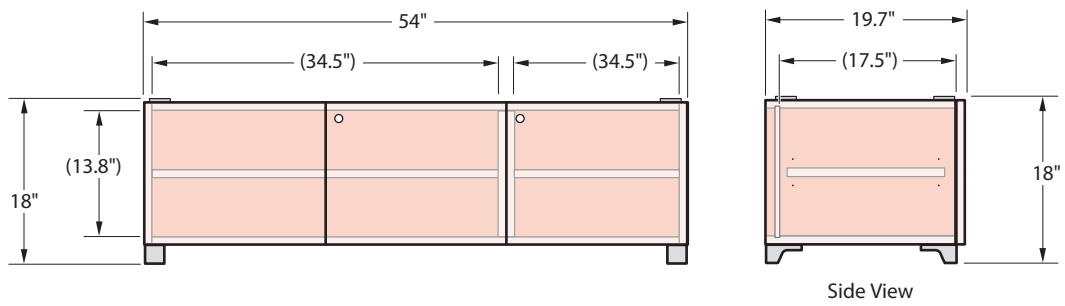
Credenza Base: 48" Wide x 29" High x 20" Deep



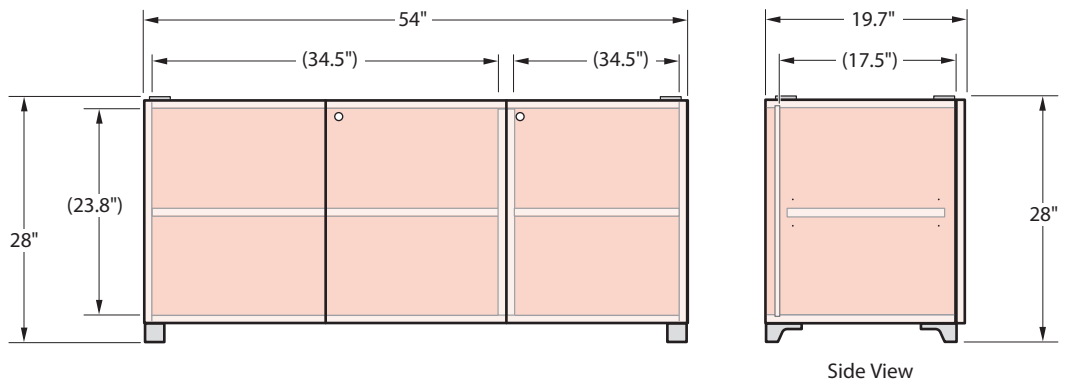
- Notes**
- A 72" Wide Credenza has four single legs and two shared legs.
 - Door opening width is 34.25".

Credenzas

Credenza Base: 54" Wide x 19" High x 20" Deep



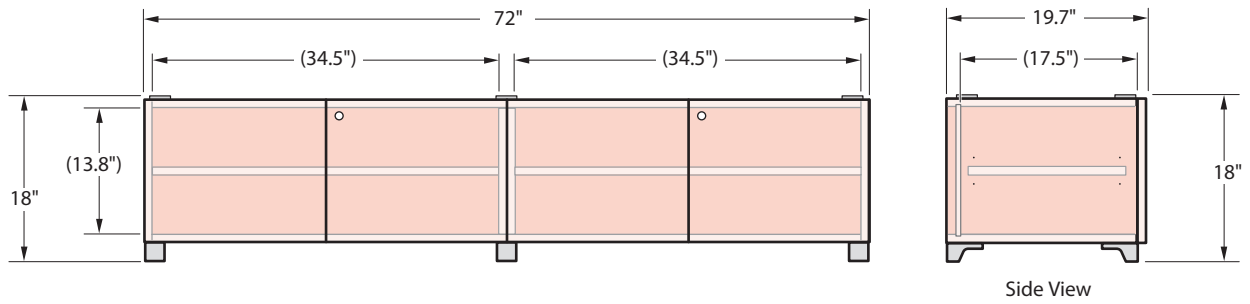
Credenza Base: 54" Wide x 29" High x 20" Deep



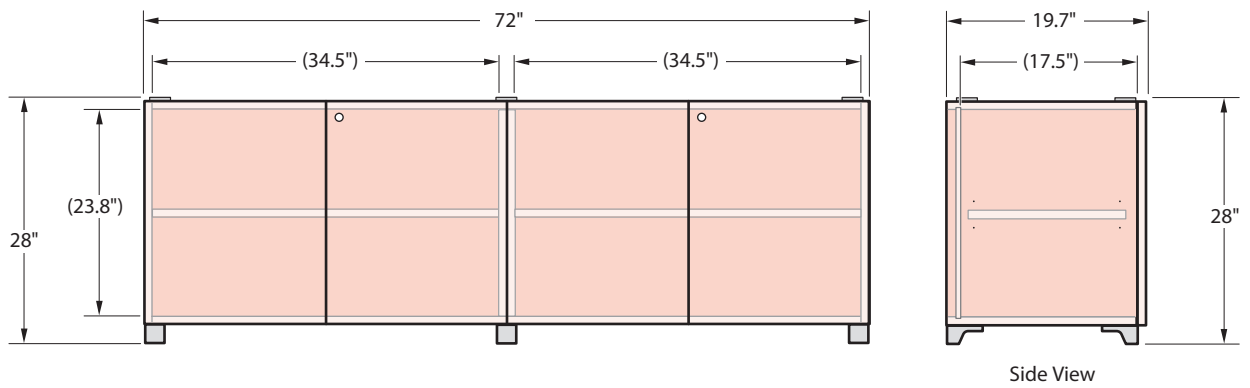
- Note**
- A 108" Wide Credenza has four single legs and two shared legs.
 - Door opening width: 33.75"/16.07".

Credenzas

Credenza Base: 72" Wide x 19" High x 20" Deep



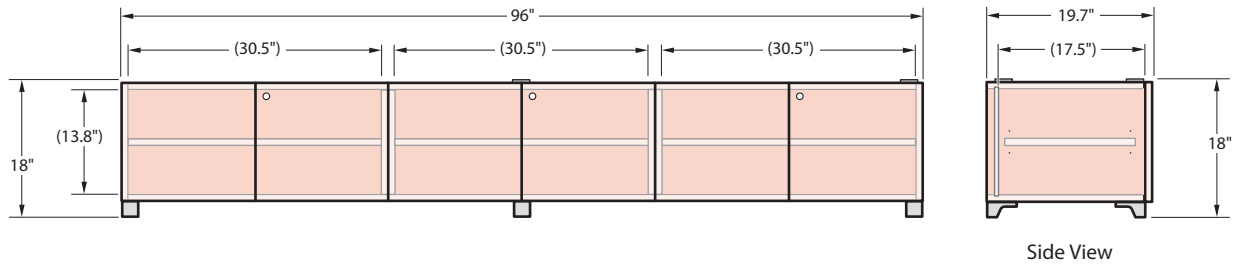
Credenza Base: 72" Wide x 29" High x 20" Deep



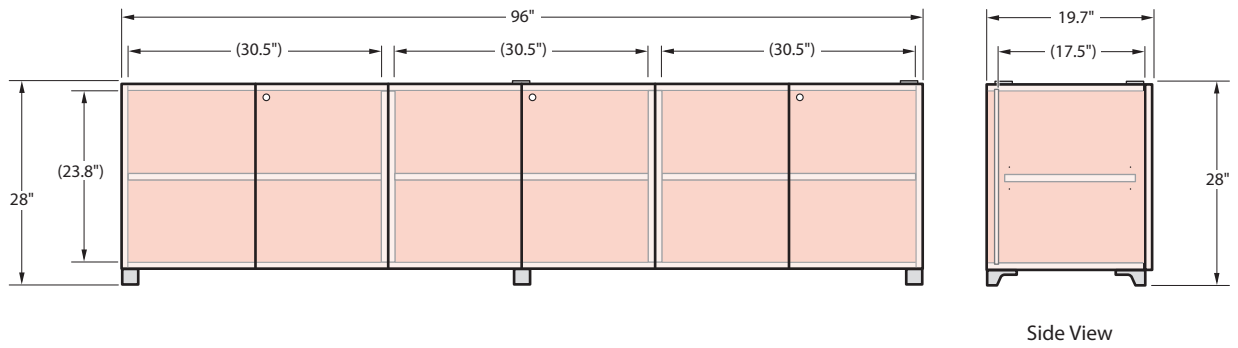
- Note**
- A 108" Wide Credenza has four single legs and two shared legs.
 - Door opening width: 33.75"/16.07".

Credenzas

Credenza Base: 96" Wide x 19" High x 20" Deep



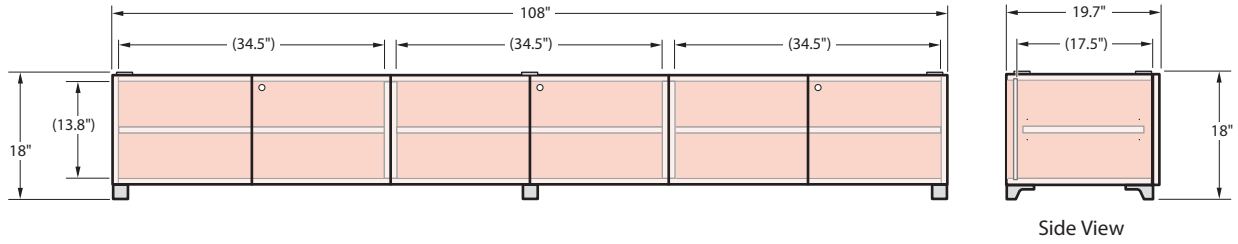
Credenza Base: 96" Wide x 29" High x 20" Deep



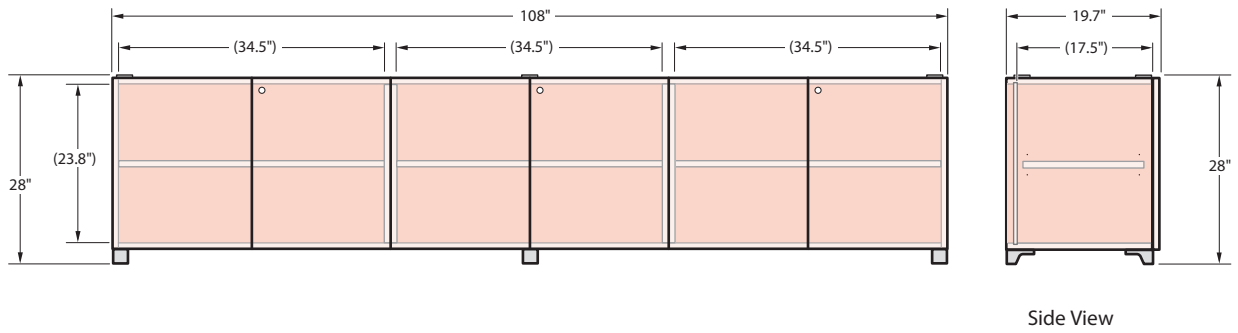
- Note**
- A 108" Wide Credenza has four single legs and two shared legs.
 - Door opening width: 33.75"/16.07".

Credenzas

Credenza Base: 108" Wide x 19" High x 20" Deep



Credenza Base: 108" Wide x 29" High x 20" Deep

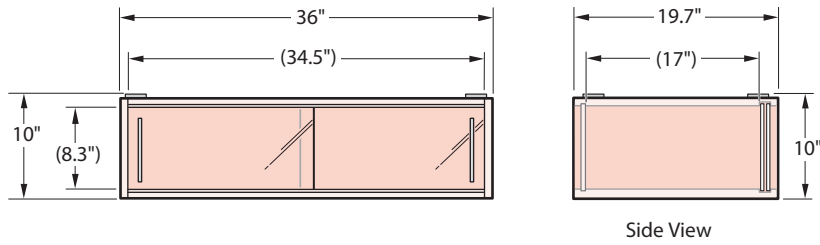


- Note**
- A 108" Wide Credenza has four single legs and two shared legs.
 - Door opening width: 33.75"/16.07".

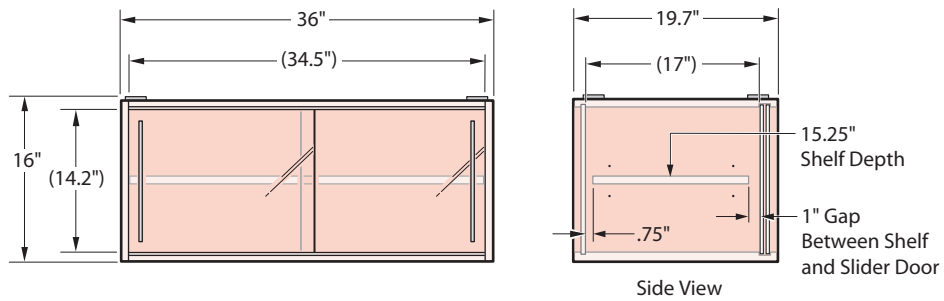
Credenzas

Credenza Slider Unit Exterior/(Interior) Dimensions

Credenza Slider Unit : 36" Wide x 10" High x 20" Deep



Credenza Slider Unit: 36" Wide x 16" High x 20" Deep

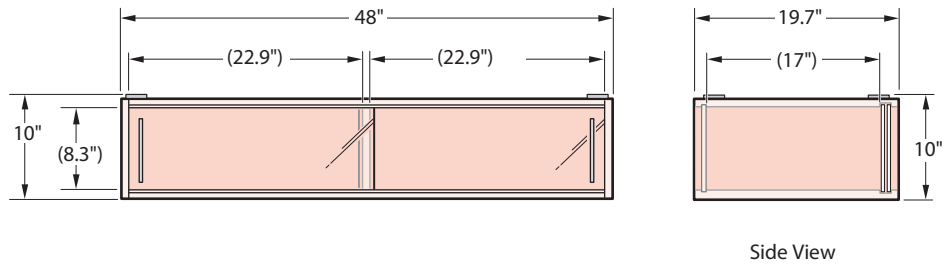


- Notes**
- One interior shelf is standard in the 16" high Slider Unit. Shelf is adjustable in 1/4" increments and can also be moved to the back of the Slider Unit.
 - Each door opening width is 15 1/2".

Credenzas

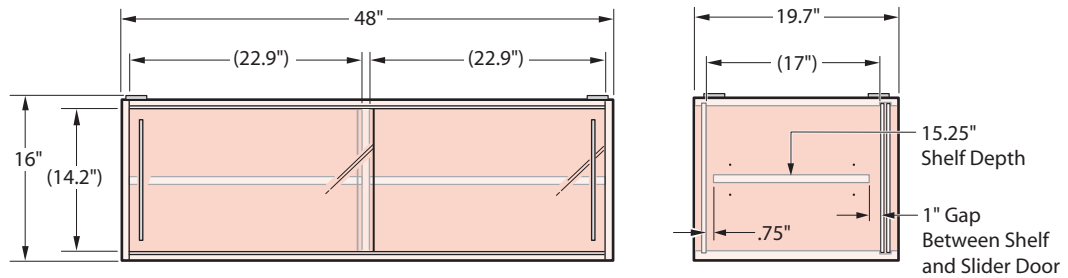
Credenza Slider Unit Exterior/(Interior) Dimensions

Credenza Slider Unit : 48" Wide x 10" High x 20" Deep



Side View

Credenza Slider Unit: 48" Wide x 16" High x 20" Deep

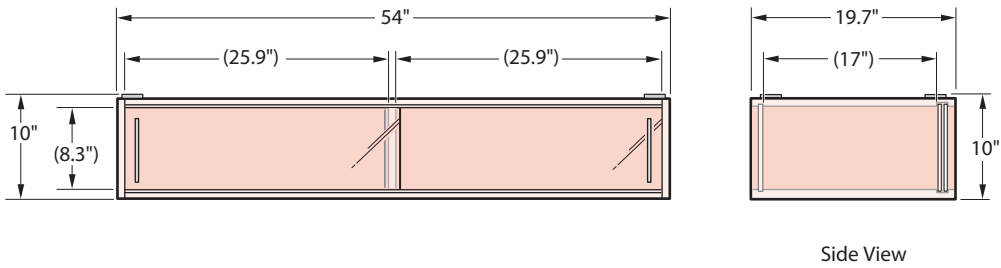


Side View

- Notes**
- One interior shelf is standard in the 16" high Slider Unit. Shelf is adjustable in 1/4" increments and can also be moved to the back of the Slider Unit.
 - Each door opening width is 15 1/8".

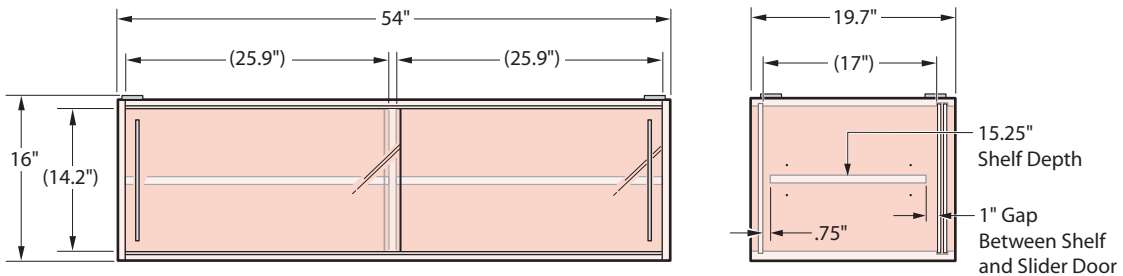
Credenzas

Credenza Slider Unit: 54" Wide x 10" High x 20" Deep



Side View

Credenza Slider Unit: 54" Wide x 16" High x 20" Deep



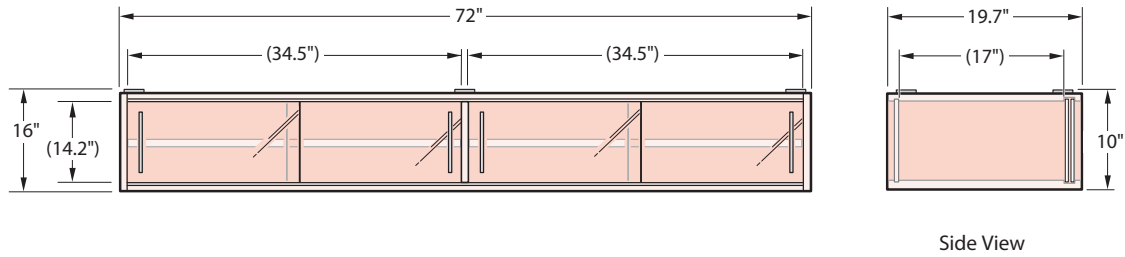
Side View

Notes

- One interior shelf is standard in the 16" high Slider Unit. Shelf is adjustable in 1¼" increments and can also be moved to the back of the Slider Unit.
- Each door opening width is 24½".

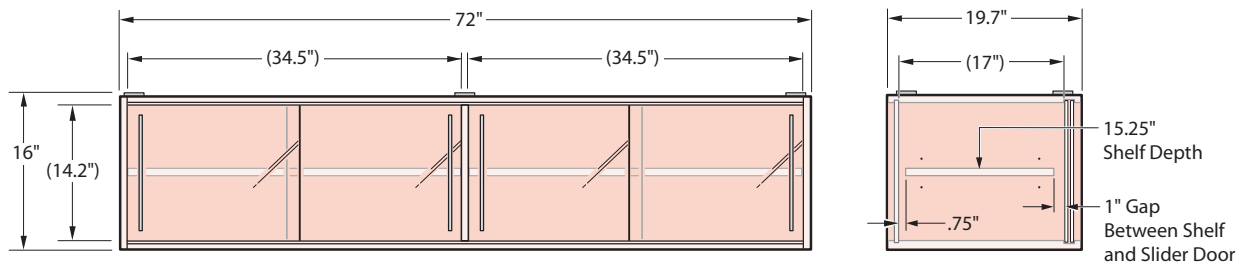
Credenzas

Credenza Slider Unit: 72" Wide x 10" High x 20" Deep



Side View

Credenza Slider Unit: 72" Wide x 16" High x 20" Deep

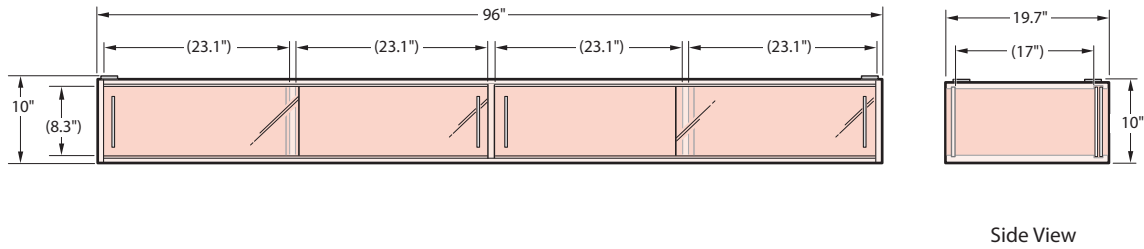


Side View

- Notes**
- One interior shelf is standard in the 16" high Slider Unit. Shelf is adjustable in 1¼" increments and can also be moved to the back of the Slider Unit.
 - Each door opening width is 24½".

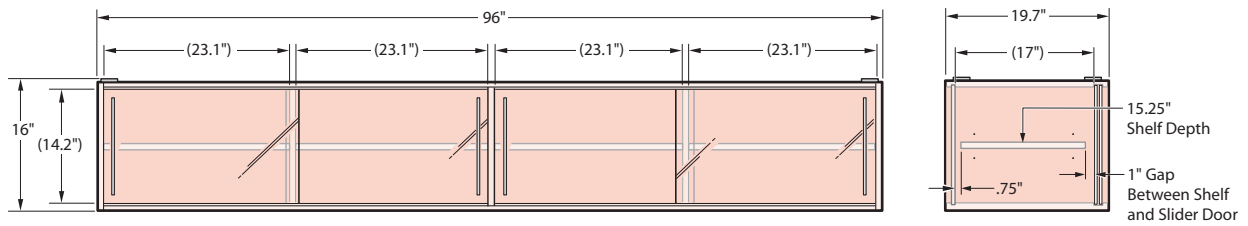
Credenzas

Credenza Slider Unit: 96" Wide x 10" High x 20" Deep



Side View

Credenza Slider Unit: 96" Wide x 16" High x 20" Deep



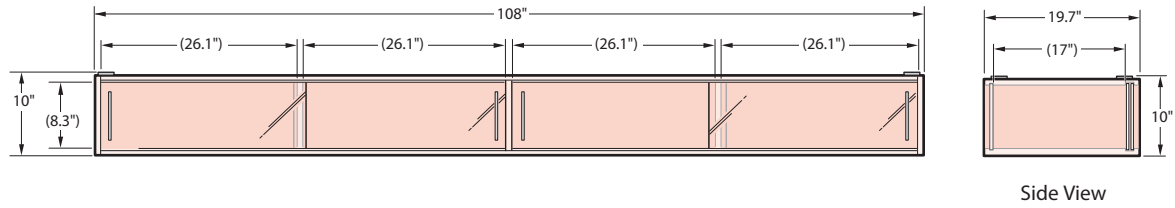
Side View

Notes

- One interior shelf is standard in the 16" high Slider Unit. Shelf is adjustable in 1¼" increments and can also be moved to the back of the Slider Unit.
- Each door opening width is 24½".

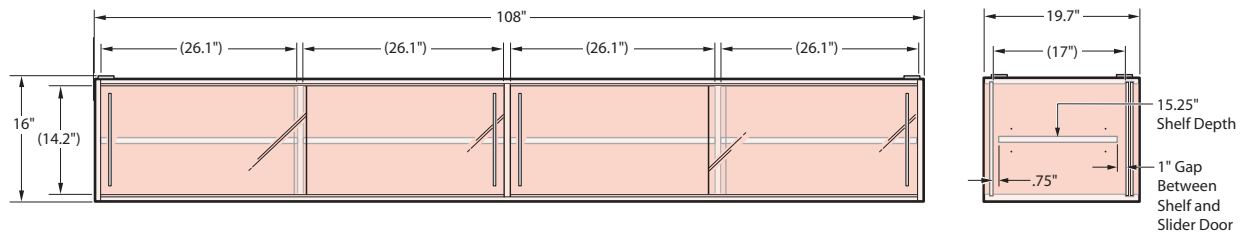
Credenzas

Credenza Slider Unit: 108" Wide x 10" High x 20" Deep



Side View

Credenza Slider Unit: 108" Wide x 16" High x 20" Deep



Side View

- Notes**
- One interior shelf is standard in the 16" high Slider Unit. Shelf is adjustable in 1¼" increments and can also be moved to the back of the Slider Unit.
 - Each door opening width is 24½".

Information Display

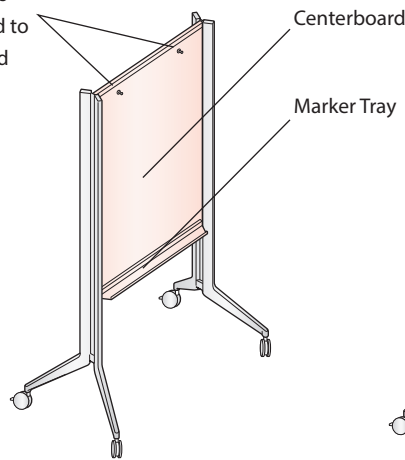
Information display is a complement to the Planes family, to complete your meeting and conferencing needs. Freestanding and wall mounted options help your presentations and meetings flow more smoothly.

Easel Features:

- The Easel will be shipped with four dry erase markers and one eraser.
- The Easel can be specified with casters or glides.
- Easels with casters will have two locking and two non-locking casters.
- The center board of the Standard Easel is a white writable surface.
- The easel has an aluminum frame that is specified in metallic trim colors.
- Marker tray is accessible from one side of easel.

Standard Easel

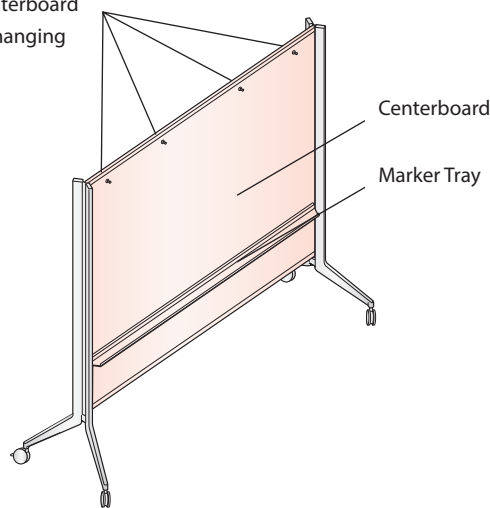
The Standard Easel has two pins on each side of the centerboard to accommodate one hanging pad of paper per side.



The Standard Easel will accommodate one or two separately specified Information Boards that can be mounted on one or both sides of the easel.

Large Easel

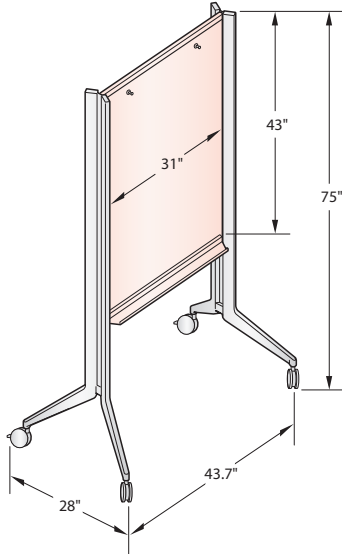
The Large Easel has four pins on each side of the centerboard to accommodate two hanging pads of paper per side.



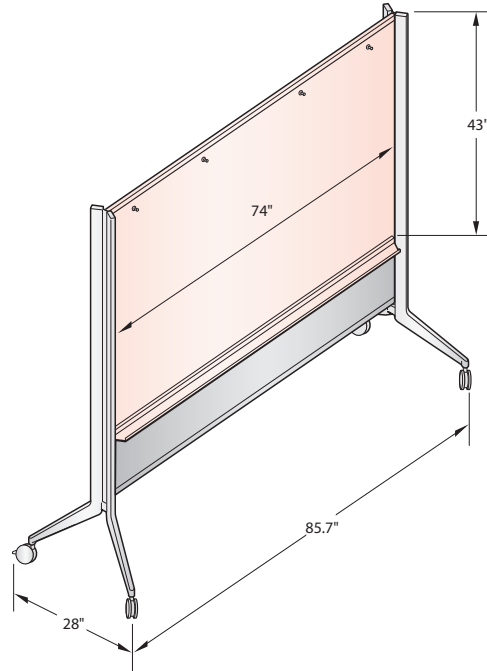
The Large Easel will accommodate up to four separately specified Information Boards that can be mounted on one or both sides of the easel.

Information Display

Standard Easel



Large Easel

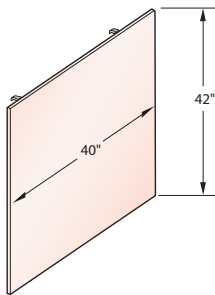


Note Easel overall height with information board is 78".

Mounting Information Boards on the Wall:


- Information Boards can be mounted to the wall by using the separately specified Horizontal Wall Rail.

Information Board



- Information Boards are 40" W x 42" H and are a white writable surface.
- Information Boards are 5/8" thick with one usable side and 1mm bright white edgeband.
- The Information Board has a lightweight construction and weighs approximately 19 pounds.

Horizontal Wall Rail



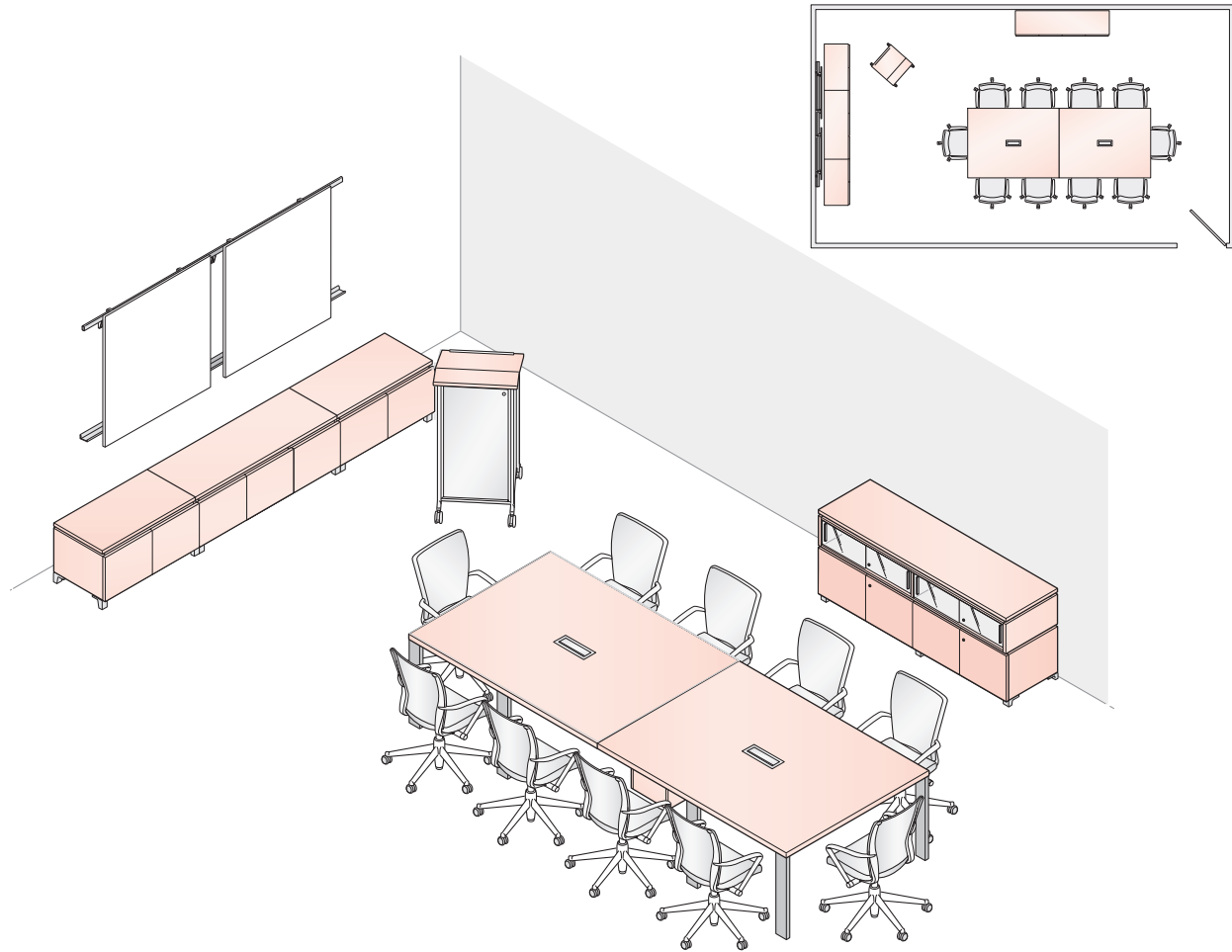
- The Horizontal Wall Rail for Information Boards are available in a 96" width and can be field cut to any size. A 96" long horizontal wall rail will accommodate two Information Boards, side-by-side.
- The lower rail also functions as a 2 1/4" D x 96" L marker tray.
- Horizontal wall rails are specified in a metallic trim color and are mounted horizontally on the wall at 75 3/8" height to accept the Information Boards.
- Horizontal Wall Rail includes a dislodgement feature to keep Information Boards from sliding off the end of the Wall Rail.
- Planes Horizontal Wall Rails require proper structural wall backing for support. Mounting hardware is field supplied.

This page intentionally left blank.



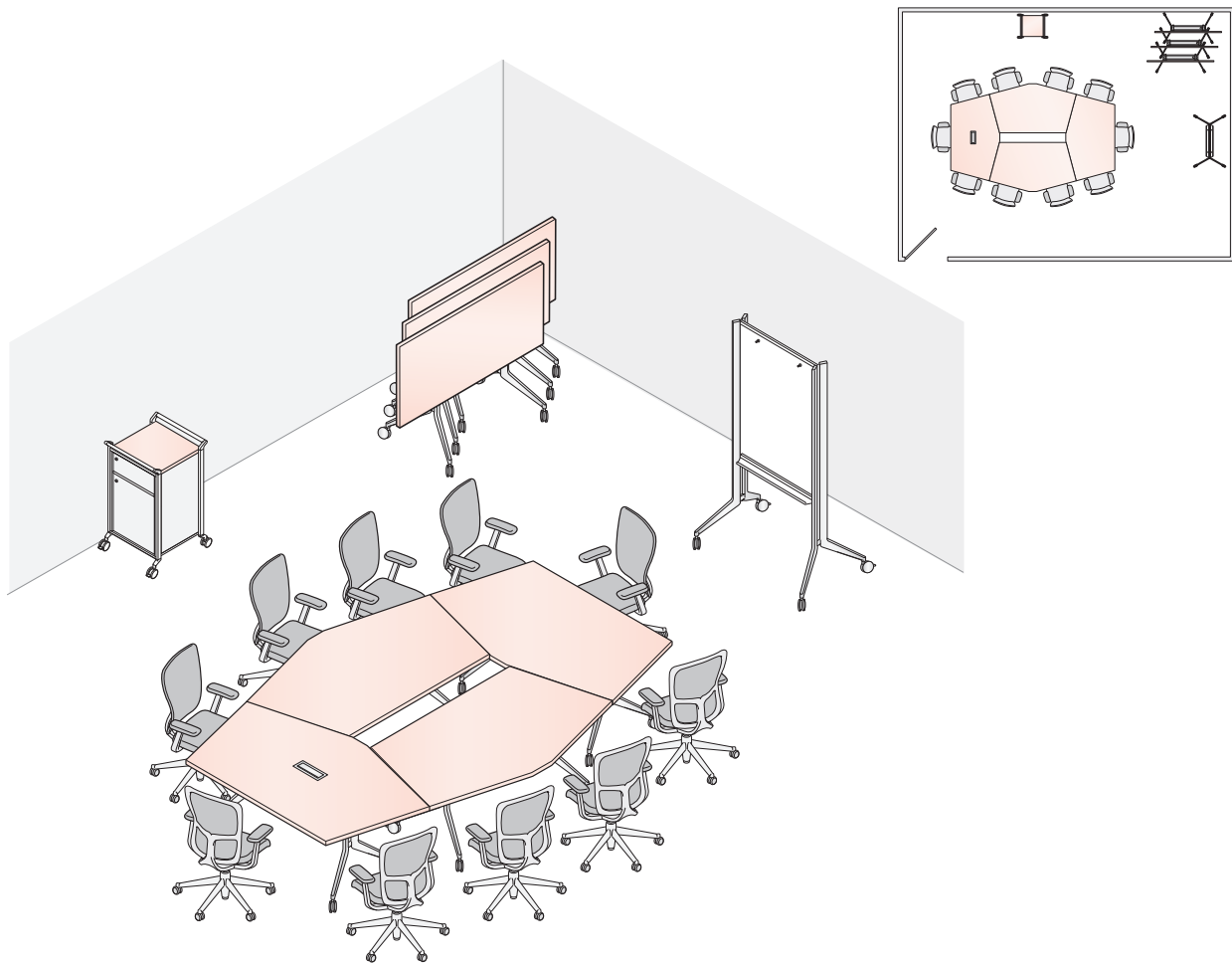
Planes Idea Starters





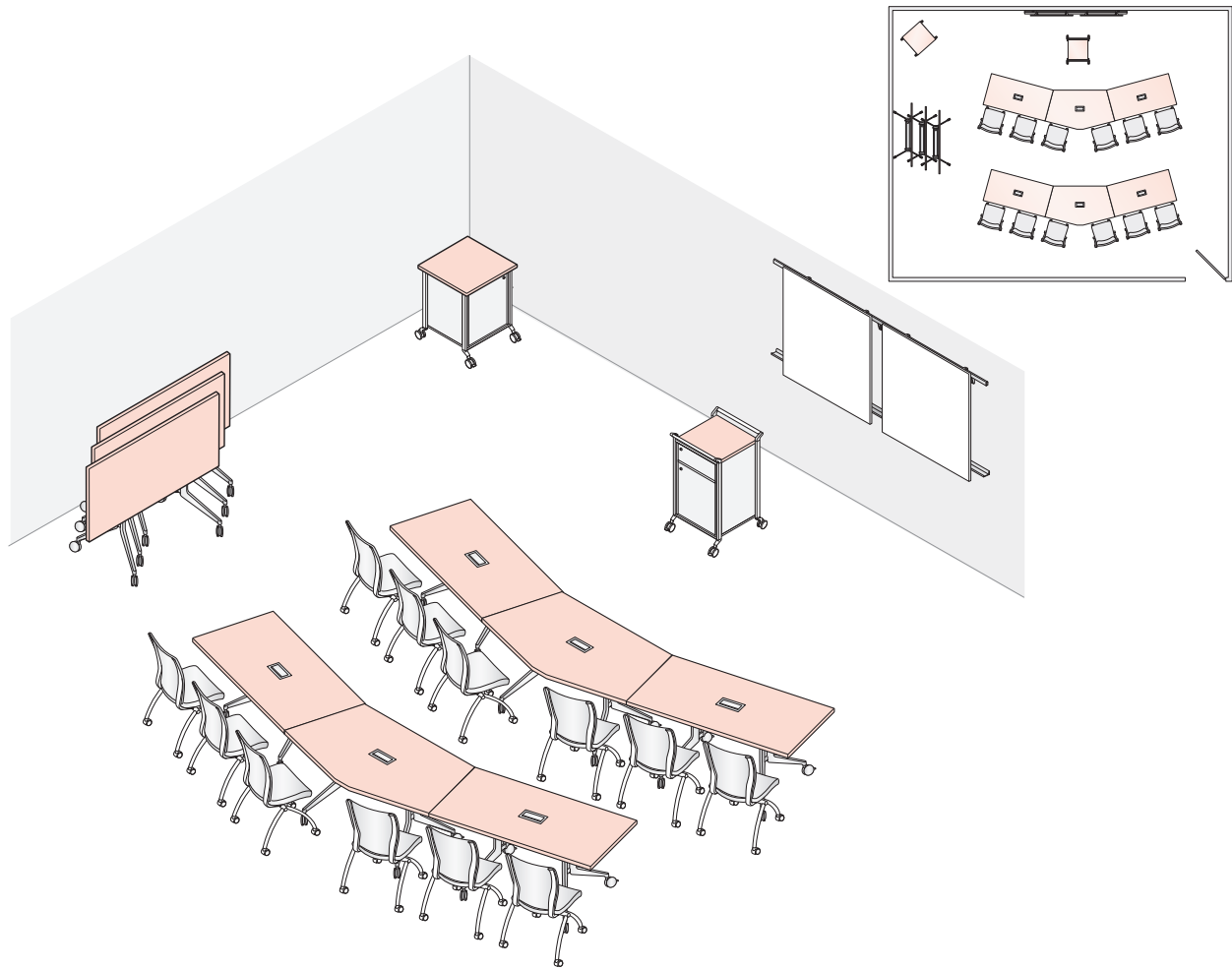
Planes — Idea Typical Conferencing Application

QTY	PRODUCT NUMBER	PRODUCT DESCRIPTION
1	TARA-54E4-LJMFPG4C	54" D x 144" W two-piece rectangular perimeter leg conference table with centered, single-sided, Flip Top Unit cutouts and 14" x 14" cable base, 2" built up edge, laminate, edgeband.
2	EUE1-0000-1221W	Single-sided Flip Top Unit with two power outlets and two data outlets.
2	EUAW-0048-NH	Horizontal Wire Manager, 48" L.
1	GAKD-1919-LJSNAC9	Cart podium with casters, locking, standard core, laminate.
1	GAC2-2072-LNSNNG4	Credenza base with slider unit, 29" H x 20" D x 72" W, non-locking, laminate.
2	GAC1-2036-LNSNNG2	Credenza base, 19" H x 20" D x 36" W, non-locking, standard core, laminate.
1	GAC1-2054-LNSNNG2	Credenza base, 19" H x 20" D x 54" W, non-locking, standard core, laminate.
1	GACJ-2072-LJSNNNN	Credenza top, 20" D x 72" W, standard core, laminate.
2	GACJ-2036-LJSNNNN	Credenza top, 20" D x 36" W, standard core, laminate.
1	GACJ-2054-LJSNNNN	Credenza top, 20" D x 54" W, standard core, laminate.
1	KAIW-0096	Horizontal wall rail for information boards, 96" W.
2	KAIB-0040-LJSNA	Information boards, 42" H x 40" W.
10	X641-2140	X99° Advanced Seminar chair with arms, upholstered seat, and mesh back.



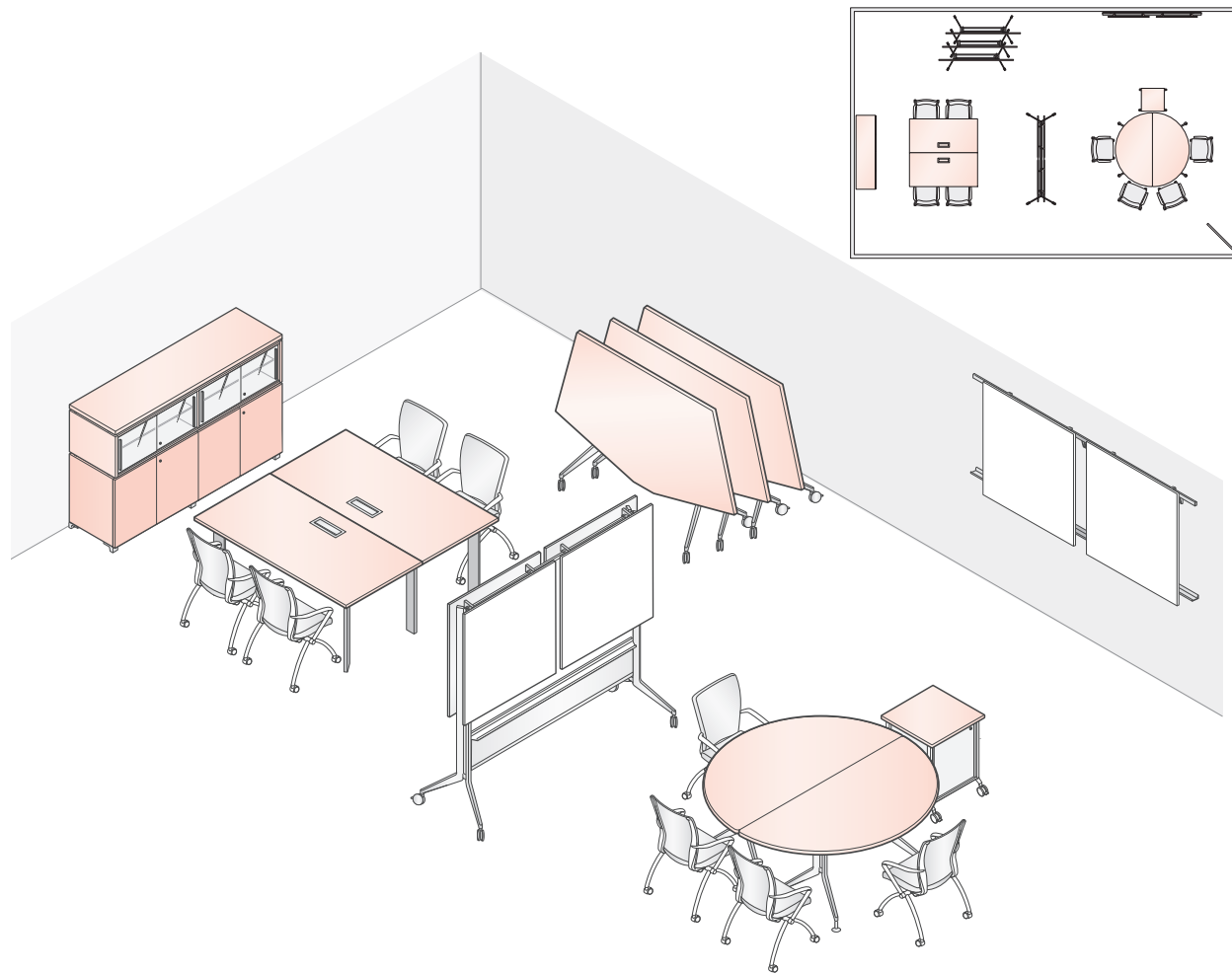
Planes — Idea Typical Collaborative Application

QTY	PRODUCT NUMBER	PRODUCT DESCRIPTION
1	TACV-3672-LJSFYH4	36" D x 72" W polygon, collaborative Y-Leg/flip table with casters, centered, single-sided, Flip Top Unit cutout standard core, laminate, edgeband.
3	TACV-3672-LJSNYH4	36" D x 72" W polygon, collaborative Y-Leg/flip table with casters, standard core, laminate, edgeband.
2	TARA-3672-LJSNYH4	36" D x 72" W rectangular, collaborative Y-Leg/flip top table with casters, standard core, laminate, edgeband.
1	EUE1-0000-1221W	Single-sided Flip Top Unit with two power outlets and two data outlets.
1	GAKE-1919-LJSNAC6	Medium media cart with casters, locking, standard core, laminate.
1	KAIE-0029-LJSCB	Standard easel without information boards, with casters, 75" H x 28" D x 45" W.
10	SZT-20-404MA1	Zody® task chair with adjustable arms, no lumbar adjustment, mesh back, pneumatic, back stop, and forward tilt.



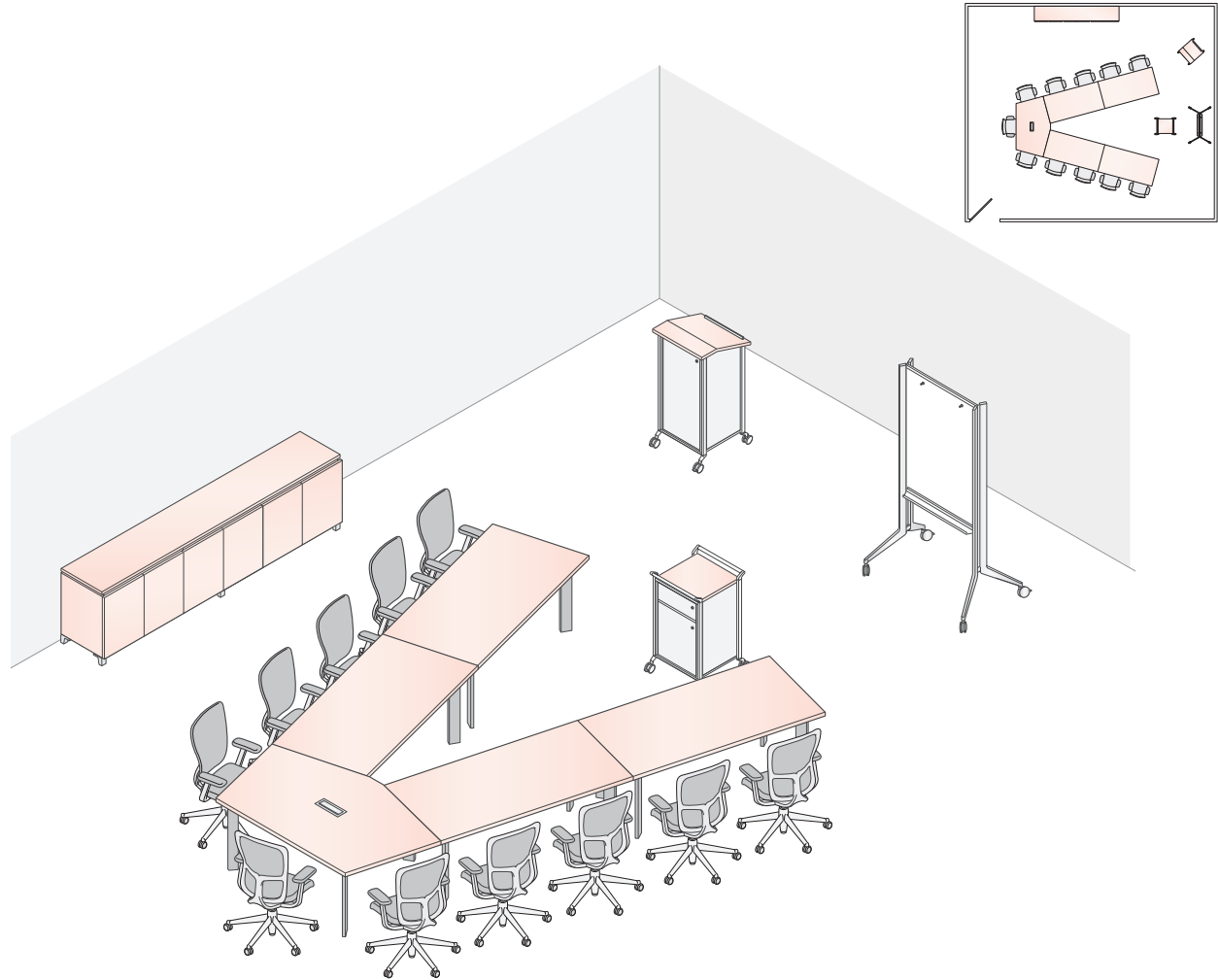
Planes — Idea Typical Training Application

QTY	PRODUCT NUMBER	PRODUCT DESCRIPTION
2	TACV-3060-LJSFYH4	30" D x 60" W polygon collaborative, Y-Leg/Flip, table with casters and centered, single-sided Flip Top Unit cutout, standard core, laminate, edgeband.
4	TARA-3060-LJSFYH4	30" D X 60"W rectangle collaborative, Y-Leg/Flip, laminate table with casters and centered, single-sided Flip Top Unit cutout, standard core, laminate, edgeband.
6	EUE1-0000-1221W	Single-sided Flip Top Unit with two power outlets and two data outlets.
3	TARA-3060-LJSNYH4	30" D x 60" W rectangle collaborative, Y-Leg/Flip, table with casters, standard core, laminate, edgeband.
1	GAKF-1919-LJSNC4	Small media cart with casters, locking, standard core, laminate.
1	GAKE-1919-LJSNAC6	Medium media cart with casters, locking, standard core, laminate.
1	KAIW-0096	Horizontal wall rail for information boards, 96" W .
2	KAIB-0040-LJSNA	Information boards, 42" H x 40" W.
12	X640-0040	X99 Seminar chair without arms, upholstered seat and mesh back.



Planes — Idea Typical Multipurpose Application

QTY	PRODUCT NUMBER	PRODUCT DESCRIPTION
1	TARQ-6666-LJSFJG4N	66" D x 66" W two-piece square interior leg conference table with centered, single-sided, Flip Top Unit cutouts and standard core, laminate, edgeband.
2	TAHN-3672-LJSNYF4	72" D x 36" W half round, collaborative Y-Leg/flip table with glides, standard core, laminate, edgeband.
3	TACV-3672-LJSNYH4	36" D x 72" W polygon, collaborative Y-Leg/flip table with casters, standard core, laminate, edgeband.
2	EUE1-0000-1221W	Single-sided Flip Top Unit with two power outlets and two data outlets.
1	GAKF-1919-LJSNAC4	Small media cart with casters, locking, standard core, laminate.
1	GAC2-2072-LNSNNG9	Credenza base with slider unit, 45" H x 20" D x 72" W, non-locking, laminate, glides.
1	GACJ-2072-LJSNNNN	Credenza top, 20" D x 72" W, standard core, laminate.
1	KAIE-0072-LJSCB	Large easel with optional information boards and casters, 75" H x 28" D x 88" W.
1	KAIW-0096	Horizontal wall rail for information boards, 96" W.
6	KAIB-0040-LJSNA	Information boards, 42" H x 40" W.
8	X640-0140	X99 Seminar chair with arms, upholstered seat, and mesh back.



Planes — Idea Typical Presentation Application

QTY	PRODUCT NUMBER	PRODUCT DESCRIPTION
1	TACV-3672-LJSFJG4N	36" D x 72" W polygon, interior leg table with glides, centered, single-sided, Flip Top Unit cutout, standard core, laminate, edgeband.
4	TARA-3672-LJSNJG4N	36" D x 72" W rectangular, interior leg table with glides, standard core, laminate, edgeband.
1	EUE1-0000-1221W	Single-sided Flip Top Unit with two power outlets and two data outlets.
1	GAKC-1919-LJSNAC6	Medium media cart with casters, locking, standard core, laminate.
1	GAKD-1919-LJSNAC9	Cart podium with casters, locking, standard core, laminate.
1	GAC1-20A8-LNSNNG4	Credenza base, 29" H x 20" D x 108" W, non-locking, standard core, laminate, glides.
1	GACJ-20A8-LJSNNNN	Credenza top, 20" D x 108" W, standard core, laminate.
1	KAIE-0029-LJSCB	Standard easel without information boards, with casters, 75" H x 28" D x 45" W.
11	SZT-20-404MA1	Zody task chair with adjustable arms, no lumbar adjustment, mesh back, pneumatic, back stop, and forward tilt.

Planes Technical Specifications



Planes Technical Specifications

Table Top Construction

Y-Leg Collaborative and C-Leg Training Tables – Laminate and Wood

Top Construction: Core options include Standard and Green core. Standard core consists of 1.125" thick particleboard. Green core is constructed of 1.125" thick medium density fiberboard (mdf). Laminate top face is 0.028" thick high-pressure laminate and underside is 0.028" thick backer for balanced construction. Veneer top face is 0.020" thick natural or recon veneer and 0.020" thick backer for balanced construction. Tops have pilot holes for ganging mechanism accessory.

Edges for Laminate Tops: Edge options include 0.118" thick edgeband made of Acrylonitrile Butadiene Styrene (ABS); knife edge (on Green core only), constructed with 0.0118" thick edgeband that runs 0.375" down the perimeter of the edge before transitioning to a taper; 0.118" thick T-mold and 0.625" thick contoured (Cascade) plastic t-mold. Knife and Cascade edges are on all sides of Collaborative tables while on Training tables they are on the user side only with 3mm edgeband on remaining edges to ensure flat seams.

Edges for Wood Tops: Edge options include 0.100" thick wood edgeband; knife edge (on Green core only), constructed with 0.100" edgeband that runs 0.375" down the perimeter of the edge before transitioning to a taper; and 0.625" thick stick stock with cascade profile. Knife and Cascade edges are on all sides of Collaborative tables while on Training tables they are on the user side only with 3mm edgeband on remaining edges to ensure flat seams.

Conference Tables, Interior Leg and Perimeter Leg - Laminate and Wood

Top Construction: Core options include Standard and Green core. Standard core consists of 1.125" thick particleboard. Green core (Interior leg only) is constructed of 1.125" thick medium density fiberboard (mdf). Laminate top face is 0.028" thick high-pressure laminate and underside is 0.028" thick backer for balanced construction. Veneer top face is 0.020" thick natural or recon veneer and 0.020" thick backer for balanced construction. Perimeter leg table tops feature an additional 6" wide build-up along the perimeter of the top consisting of a particleboard core and 0.028" thick backer. The build-up provides a 2" thick finished table edge.

Edges for Laminate Tops: Interior Leg edge options include 0.118" thick edgeband made of Acrylonitrile Butadiene Styrene (ABS); knife edge (on Green core only), constructed with 0.0118" thick edgeband that runs 0.375" down the perimeter of the edge before transitioning to a taper; 0.118" thick T-mold and 0.625" thick contoured (Cascade) plastic t-mold. The Perimeter Leg edge option is 0.118" thick edgeband made of Acrylonitrile Butadiene Styrene (ABS). Multi-piece tops are constructed with a 0.039" thick plastic edgeband at the seam on Interior Leg tops and 0.118" thick edgeband on Perimeter Leg tops.

Edges for Wood Tops: Interior Leg edge options include 0.100" thick wood edgeband; knife edge (on Green core only), constructed with 0.100" edgeband that runs 0.375" down the perimeter of the edge before transitioning to a taper; and 0.625" thick stick stock with cascade profile. The Perimeter Leg edge option is 0.100" thick wood edgeband. Multi-piece tops are constructed with a 0.039" thick plastic edgeband at the seam on Interior Leg tops and 0.118" thick edgeband on Perimeter Leg tops.

Height-Adjustable Tables, Laminate and Wood

Top Construction: Core options include Standard and Green core. Standard core consists of 1.125" thick particleboard. Green core is constructed of 1.125" thick medium density fiberboard (mdf). Laminate top face is 0.028" thick high-pressure laminate and underside is 0.028" thick backer for balanced construction. Veneer top face is 0.020" thick natural or recon veneer and 0.020" thick backer for balanced construction.

Edges for Laminate Tops: Edge options include 0.118" thick edgeband made of Acrylonitrile Butadiene Styrene (ABS) and 0.118" thick T-mold.

Edges for Wood Tops: Edge option is 0.100" thick wood edgeband.

Planes Technical Specifications

Table Base Construction

Y-Leg Collaborative and C-Leg Training Tables

Table Base Construction: Legs, connectors and stretcher are constructed of aluminum. Casters and glides are 3.15" high, and glides provide 0.5" height adjustment. Casters and glides are interchangeable without altering the height of the table. Flip top tables feature a gas-assist flip top mechanism with two finger pulls that release the top; non-flip top tables feature top support arms. Stretcher provides horizontal cable routing.

Interior and Perimeter Leg Conference Tables

Conference Tables, Interior Leg Construction: Legs are extruded painted aluminum; glides on legs provide 0.5" vertical adjustment. Leg dimensions are 1.125" x 3.25".

Conference Tables, Perimeter Leg Construction: Legs are extruded painted aluminum; glides on legs provide 0.5" vertical adjustment. Leg dimensions are 1.375" x 4".

Cable Base Construction: The cable base for 36" deep tables is 8"x14", and for tables deeper than 36", the cable base is 14"x14". Base construction includes a 14-gauge steel frame with built-in brackets for cable management. The core of the cable base panels is available in Green core only, which consists of a 0.75" thick medium density fiberboard (mdf) that is finished with either 0.028" thick laminate or 0.020" thick veneer on both sides and 0.039" thick edgeband on exposed edges. The cable base provides 2.5" of cord access along the top of the panels facing the depth of the table that can be field adjusted for base access. Panels that face the length of the table are removable for access to the base. The 8"x14" cable base bottom panel provides a 3" x 8" cutout, and 14" x 14" cable base provides an 8" x 8" cutout. Cable bases have leveling glides with 1" height adjustment.

Cable Column Construction: The Cable Column is 20-gauge steel, with a 14-gauge floor mount bracket and 12-gauge table mount bracket.

Height-Adjustable Tables

General Base Construction: Bases are made of 0.118" thick roll-formed steel. Outer tubes are powdercoat painted. Inner tubes are painted black except on torsion tables, where they are chrome.

Height-Adjustable Tables, Incremental: Manual adjustment with threaded screw, with tool or tool-less option. Adjusts in 1" increments from 22" – 35". Supports 250 lbs.

Height-Adjustable Tables, Crank: Manual adjustment with 6 turns per 1" ratio via front or top-mounted crank. Adjustment range of 27" – 45". Supports 250 lbs.

Height-Adjustable Tables, Torsion: Manual adjustment via gas cylinder in each leg with height range of 27" – 45". Supports 100 lbs.

Height-Adjustable Tables, Single-Stage Electric: Electric adjustment from 27"-46" at a rate of 1"/1.6 seconds. Programmable memory for 4 settings. Supports 250 lbs.

Height-Adjustable Tables, Dual-Stage Electric: Electric adjustment from 22" – 48" (Low) or 24" – 50" (High) at a rate of 1"/1.6 seconds. Programmable memory for 4 settings. Supports 250 lbs.

Planes Technical Specifications

Easels, Information Boards and Wall Rail System Construction

Easels: The frame, tray and legs are constructed of aluminum with a polypropylene top cap and injection molded composite casters (two locking and two non-locking) or glides. The Standard Easel accommodates one Information Board on each side while the Large Easel stores two Information Boards on each side. The center board has a 0.64" thick medium density fiberboard (mdf) core with laminate skins and Acrylonitrile Butadiene Styrene (ABS) edgeband. Both sides are writeable.

Information Boards: Constructed of 0.64" thick medium density fiberboard (mdf) with 0.039" thick edgeband on the edge. Offers writeable surface on one side and weighs 19 pounds. The Information Boards include cleats and bumpers to mount to Horizontal Wall Rails and/or Easels.

Horizontal Wall Rail: Provides extruded aluminum rails, 96" long which can be field cut to size. The lower rail serves as a 2.25" deep marker tray.

Cart Construction

Cart Construction, General: Vertical and horizontal frame components are extruded aluminum. Most carts are available with either laminate or veneer surfaces except the Catering cart, which is laminate only. Core options include Standard and Green core. Standard core is constructed of particleboard and Green core is constructed of medium density fiberboard (mdf) - thicknesses are indicated below. Edges are 0.039" thick edgeband on laminate or 0.024" thick wood edgeband with veneer surface. Each cart has the option of either glides or two locking and two non-locking casters. Casters and glides are 3.15" high, with glides offering 0.5" height adjustment.

Small Media Carts: One internal shelf is included with routes on the underside to seat onto supporting pins. Shelf is height-adjustable in 1" increments. Carts has one door that utilizes a touch latch mechanism to hold door closed and a spring to push door open when disengaged. Top panel – 1.125" thick; side panel, back panel, bottom panel, shelves – 0.688" thick.

Medium Media Carts: Internal shelving included with routes on the underside to seat onto supporting pins. Shelf is height-adjustable in 1" increments. Two lower doors utilize a touch latch mechanism to hold doors closed and a spring to push door open when disengaged. Two upper (flap) doors are held closed with a magnetic push available in either black or chrome trim. Top panel, side panel, back panel, bottom panel, shelves – 0.688" thick. latch. Optional locks for doors are

Catering Carts: Include one center side access compartment with an adjustable shelf in 3.5" increments. Carts include two beverage compartments with retaining rails on either end. Top panel – 1.125" thick; side panel, back panel, bottom panel, shelves – 0.688" thick.

Cart Podium: A 21" x 21" sloping top features an aluminum paper edge. The user side of the podium has an open shelf and lower storage with lockable touch latch door and one internal shelf with routes on the underside to seat onto supporting pins. The shelf is height-adjustable in 1" increments. The Podium back has a lockable full height door with full height enclosure for power and cable management.

Planes Technical Specifications

Credenza Construction

Credenza Tops: Top construction available with Standard core option, available with either laminate or veneer surface. Laminate top versions consist of a 1.125" thick particleboard core with a 0.028" thick laminate face, 0.028" thick backer and 0.039" thick edgeband. Veneer tops consist of a 1.125" thick particleboard core with a 0.020" thick veneer face, 0.020" thick backer and 0.024" thick edgeband.

Credenza Bases: Credenza base configurations include: two doors - 36" width; three doors - 48" and 54" widths; 4 doors - 72" width; 6 doors - 96" and 108" widths. Bases are 19.5" deep and available in 19" high with a single shelf or 29" high with two shelves. Shelves adjust in 1.25" increments. Credenza base legs are powdercoat painted cast aluminum with a glide that provides 0.5" height adjustment. Credenzas are constructed with Standard particleboard core and are available with either laminate or veneer surface. Laminate versions are finished with a balanced 0.028" thick laminate with 0.039" thick edgeband along exposed edges. Veneer credenza panels are finished with a balanced 0.020" thick veneer with 0.024" thick wood edgeband on exposed edges. A touch latch mechanism holds doors closed with a spring to push the door open when disengaged. The doors are available with a locking option.

Credenza slider units: 10" and 16" heights and 36" and 54" widths are available. Core construction is Standard particleboard core with either laminate or veneer on the case. All slider unit panel cores are 0.688" thick with balanced 0.028" thick laminate or 0.020" thick veneer on both sides. Slider doors are tempered glass or acrylic and are available with a lock option offered in either black or chrome. Door pulls are extruded aluminum and powdercoat painted.

Power and Data Systems

Flip Top Unit Detail: Corded and hardwire Flip Top Units are listed for U.S. and Canadian safety standards by Underwriters Laboratories, Inc. (UL & ULC). The Flip Top Units are available in single and double-sided configurations in data and electrical outlet counts and sit flush with table top. A spring assist mechanism opens the top to provide access to electrical and data ports. Single-sided ports are fed with either a single, three (3) conductor 12' black 15-Amp cord with plug (NEMA 5-15P) or a hardwire version which consists of (3) 12 AWG wires enclosed within one 3/8" flexible metal conduit, 6' in length. Double-sided units are fed with either a pair of three (3) conductor 12' black 15-Amp cords with plug (NEMA 5-15P) or a hardwire version which consists of a pair of three (3) 12 AWG wires enclosed within one 3/8" flexible metal conduit 6' in length. Flip top units include adapters for most types of field supplied data jacks. Flip top units also include mounting clips and are standard in an anodized aluminum finish.

Modular Flip Top Unit Detail: Modular Flip Top Units are UL 962 recognized for U.S. and Canadian safety standards by Underwriters Laboratories, Inc. (UL & ULC) for use with C-Leg training Tables Only. The Flip Top Units are available in single-sided configurations in data and electrical outlet counts and sit flush with table top. A spring assist mechanism opens the top to provide access to electrical and data ports. Flip Top Units are fed with 60" cord with modular connections. A Starter Box includes a 15 Amp circuit breaker, modular connection to adjacent Flip Top Unit, and 10' cord with plug (NEMA 5-15P configuration) to the building. Flip Top Units include adapters for most types of field supplied data jacks. Flip Top Units also include mounting clips and are standard in an anodized aluminum finish.

Two-Circuit Modular System Detail: The two-circuit system is UL 183 listed and 1286 recognized for U.S. and Canadian safety standards by Underwriters Laboratories, Inc. (UL & ULC). The system contains duplex receptacles (NEMA 5-15R configuration) and pass-through connectors made of flexible metal conduit in lengths ranging from 12" - 96". Three in-feed options are available including hardwire which consists of (4) 12 AWG wires, a modular wall feed, and a corded single circuit 60" feed with NEMA 5-20P configured 20 Amp plug. The corded feed is for use with C-Leg Training tables only. All components with the exception of the corded feed are PVC free.

This page intentionally blank

Planes Table of Contents

Planes Training Tables

Casters	167
Crescent – Laminate – Flip	147
Crescent – Laminate – Non-flip	147
Crescent – Wood – Flip	155
Crescent – Wood – Non-flip	155
Flip Top Accessories – Quick Connect Power	160-161
Flip Top Unit – 2-Circuit	165
Ganging Mechanism	167
Glides	167
Grommet	168
Half Round – Laminate – Flip	146
Half Round – Laminate – Non-flip	146
Half Round – Wood – Flip	154
Half Round – Wood – Non-flip	154
Modesty Panels	159
Modular Power Components – 2-Circuit	166
Modular Power Kits – 2-Circuit	164
Modular Power Pass-Through – 2-Circuit	163
Pie Connector – Laminate	150
Pie Connector – Wood	158
Polygon – Laminate – Flip	149
Polygon – Laminate – Non-flip	149
Polygon – Wood – Flip	157
Polygon – Wood – Non-flip	157
Power Feeds – 2-Circuit	162
Rectangular – Laminate – Flip	144-145
Rectangular – Laminate – Non-flip	144-145
Rectangular – Wood – Flip	152-153
Rectangular – Wood – Non-flip	152-153
Trapezoid – Laminate – Flip	148
Trapezoid – Laminate – Non-flip	148
Trapezoid – Wood – Flip	156
Trapezoid – Wood – Non-flip	156
Vertical Wire Manager	168
Wire Manager Clips	168

Collaborative Tables – Y-Leg

Casters	180
Ganging Clip	179
Ganging Mechanism	179
Glides	180
Half Round – Laminate – Flip	172
Half Round – Laminate – Non-flip	172
Half Round – Wood – Flip	177
Half Round – Wood – Non-flip	177
Hexagon – Laminate – Flip	171
Hexagon – Laminate – Non-flip	171
Hexagon – Wood – Flip	176
Hexagon – Wood – Non-flip	176
Pebble – Laminate – Flip	170
Pebble – Laminate – Non-flip	170
Pebble – Wood – Flip	175
Pebble – Wood – Non-flip	175
Polygon – Laminate – Flip	173
Polygon – Laminate – Non-flip	173
Polygon – Wood – Flip	178
Polygon – Wood – Non-flip	178
Rectangular – Laminate – Flip	169
Rectangular – Laminate – Non-flip	169
Rectangular – Wood – Flip	174
Rectangular – Wood – Non-flip	174
Vertical Wire Management	179
Y-Leg Bumper	179

Height Adjustable Tables

90° Angled – Laminate or Wood – Incremental Adjustment	186
90° Angled – Laminate or Wood – Electric Adjustment	187
90° Notched – Laminate or Wood – Incremental Adjustment	194
90° Notched – Laminate or Wood – Electric Adjustment	195
90° Split Top – Laminate or Wood – Incremental Adjustment	190
90° Split Top – Laminate or Wood – Electric Adjustment	191
90° Straight – Laminate or Wood – Incremental Adjustment	188
90° Straight – Laminate or Wood – Electric Adjustment	189
90° Wrap Around – Laminate or Wood – Incremental Adjustment	192
90° Wrap Around – Laminate or Wood – Electric Adjustment	193
Height Adjustable Table Accessories	196
Rectangular – Laminate or Wood – Incremental Adjustment	182-183
Rectangular – Laminate or Wood – Electric Adjustment	184-185

Conference Tables – Interior Leg

Half Round – Laminate	200
Half Round – Wood	204
Hexagon – Laminate – One-Piece Top	212-213
Hexagon – Laminate – Three-Piece Tops	236-237
Hexagon – Laminate – Two-Piece Tops	224-225
Hexagon – Wood – One-Piece Top	218-219
Hexagon – Wood – Three-Piece Tops	242-243
Hexagon – Wood – Two-Piece Tops	230-231
Pebble – Laminate – One-Piece Top	210-211
Pebble – Laminate – Three-Piece Tops	234-235
Pebble – Laminate – Two-Piece Tops	222-223
Pebble – Wood – One-Piece Top	216-217
Pebble – Wood – Three-Piece Tops	240-241
Pebble – Wood – Two-Piece Tops	228-229
Polygon – Laminate	201
Polygon – Wood	205
Rectangular – Laminate	197-199
Rectangular – Laminate – One-Piece Top	207-209
Rectangular – Laminate – Three-Piece Tops	232-233
Rectangular – Laminate – Two-Piece Tops	220-221
Rectangular – Wood	202-203
Rectangular – Wood – One-Piece Top	214-215
Rectangular – Wood – Three-Piece Tops	238-239
Rectangular – Wood – Two-Piece Tops	226-227
Round – Laminate	197-199
Round – Wood	202-203
Square – Laminate	197-199
Square – Wood	202-203

Conference Tables – Perimeter Leg

Rectangular – Laminate	244
Rectangular – Laminate – One-Piece Top	245
Rectangular – Laminate – Three-Piece Tops	248-249
Rectangular – Laminate – Two-Piece Tops	246-247
Rectangular – Wood	250
Rectangular – Wood – One-Piece Top	251
Rectangular – Wood – Three-Piece Tops	254-255
Rectangular – Wood – Two-Piece Tops	252-253
Square – Laminate	244
Square – Wood	250

Electrical Components

Flip Top Unit	256
---------------	-----

Planes Table of Contents

Accessories

Cable Base	258
Cable Column	258
Casters	257
Ganging Clip	257
Glides	257
Grommet	257
Wire Manager – Horizontal	257

Carts

Catering – Laminate	261
Medium Media – Laminate or Wood	260
Podium – Laminate or Wood	262
Small Media – Laminate or Wood	259

Credenza Bases and Tops

19" High Base – Laminate or Wood	264
29" High Base – Laminate or Wood	267
29" High Base w/ Slider Unit – Laminate or Wood	265
35" High Base w/ Slider Unit – Laminate or Wood	266
39" High Base w/ Slider Unit – Laminate or Wood	268
45" High Base w/ Slider Unit – Laminate or Wood	269
Credenza Top – Laminate or Wood	263
Grommet	263

Information Display

Horizontal Wall Rail End Caps	272
Horizontal Wall Rail for Information Boards	271
Information Boards	271
Large Easel	270
Markerboard Accessories	273
Standard Easel	270
Wall Cleat for Information Boards	271
Y-Leg Bumper	272

Finishes and Fabrics

Legacy Finishes	275
Preferred Finishes	274
Seating Fabrics/Screen COM	279
Systems Fabrics/Color Legend	277-278
Wood Finishes	276

Customer's Own Material

COM Yardage Requirements	280
--------------------------------	-----

Terms of Sale

North American	539-542
----------------------	---------

Index	543-552
--------------------	---------

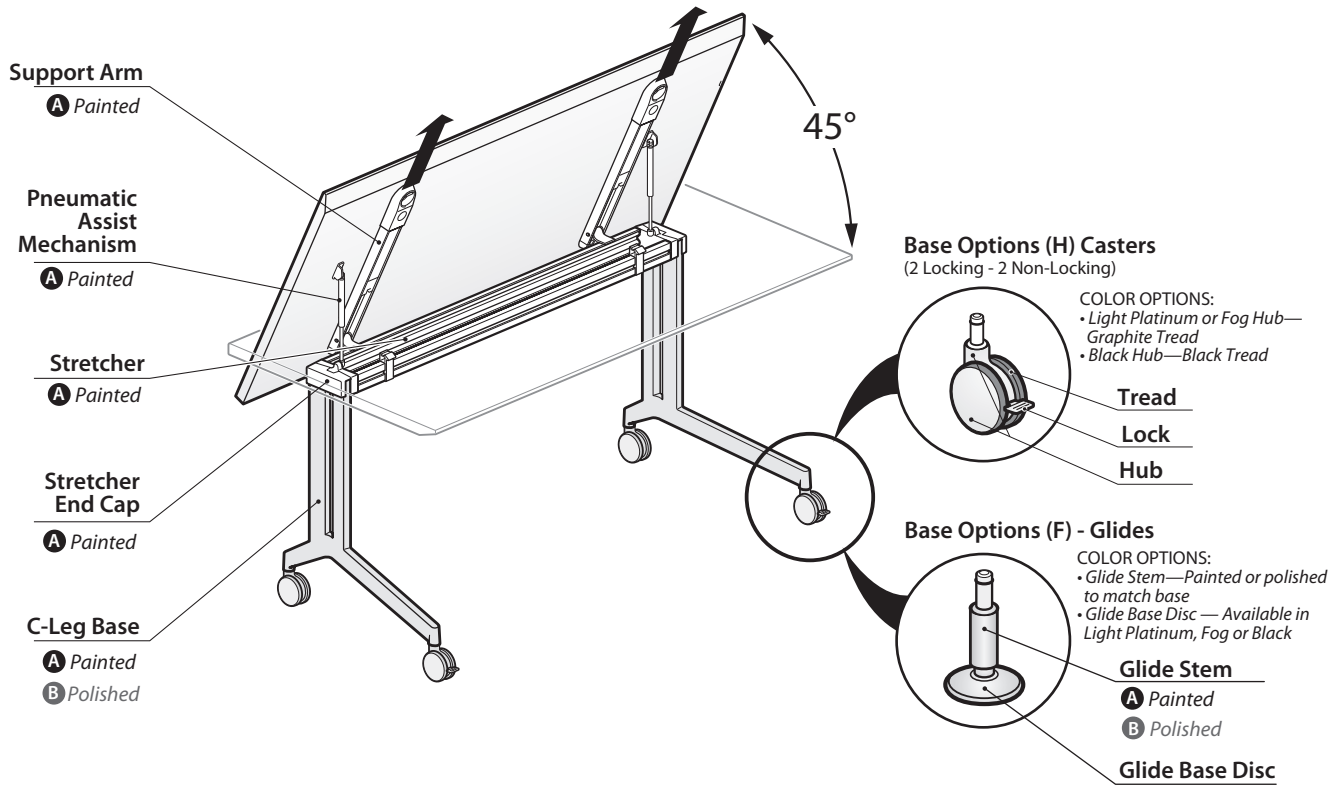
Lifetime Product Warranty	Inside Back Cover
--	-------------------

This page intentionally blank

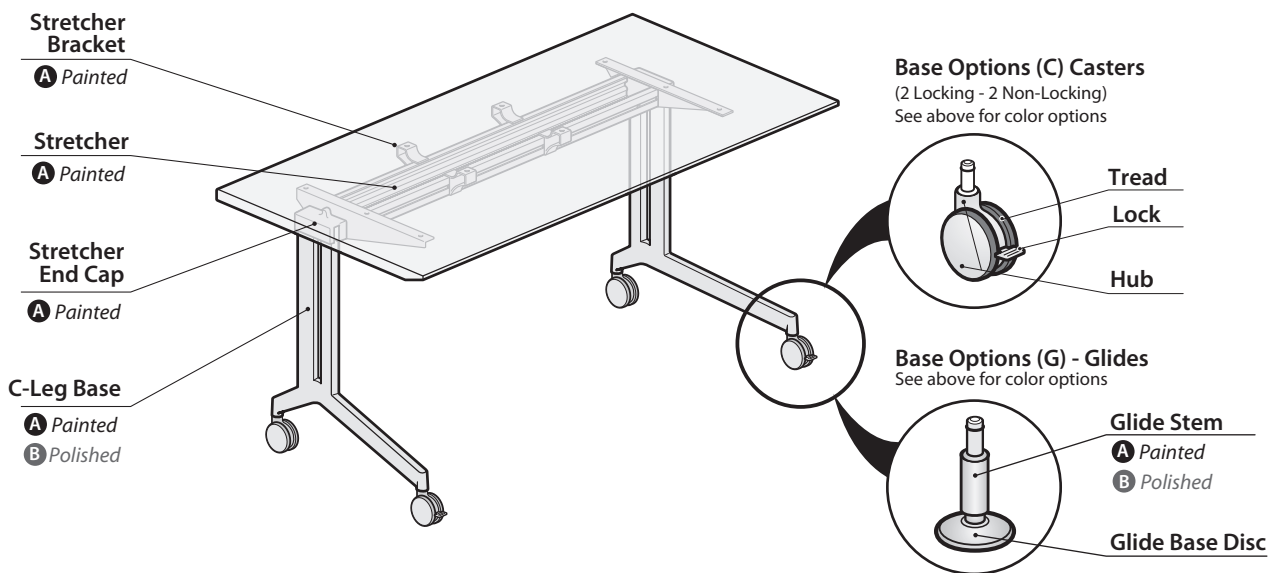
Planes Training Tables

Terminology

Flip Top Table



Non-Flip Top Table

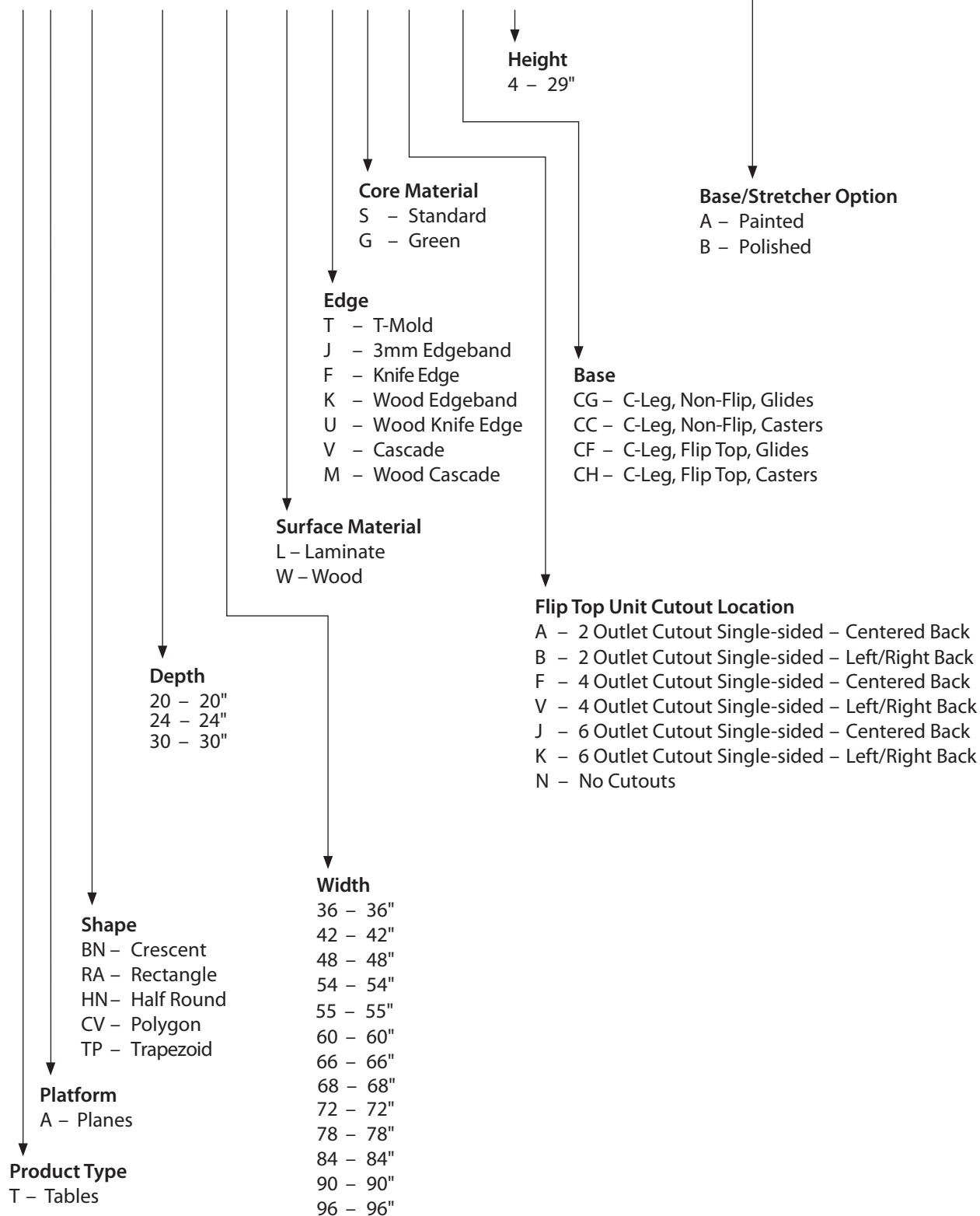


Planes Training Tables

Product Catalog Logic

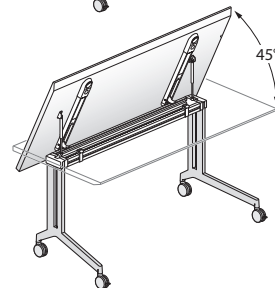
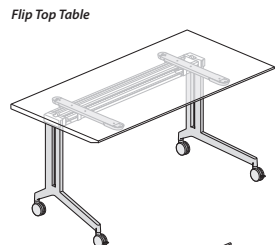
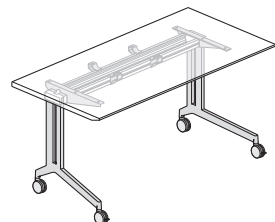
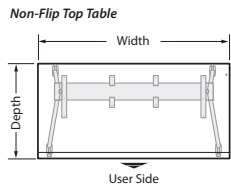
EXAMPLE: Planes C-Leg Training Table, flip top, rectangular, 24" deep by 60" wide, wood with 3mm wood edgeband, standard core, no cutouts for Flip Top Unit, C-Leg, flip top with casters, 29" high, Painted base/stretcher finish option.

TARA-24 60-W K S N CH 4 A



Planes Training Tables — Rectangular — Laminate

Flip Top or Non-Flip Top Table



TARA-L



Features

- Includes 1-3/16" (30mm) thick top, two C-Leg bases, stretcher and hardware.
- Standard table height is 29" (737mm).
- Laminate top with T-mold or 3mm edgeband on all sides; cascade or knife edge on user edge with 3mm edgeband on sides and back.
- Base Options:
 - Flip Top Table with casters (H) or with glides (F).
 - Non-Flip Top Table with casters (C) or with glides (G).
- Flip Top Table:
 - Table top flips from horizontal to vertical position via pneumatic assist mechanism activated by two finger pulls.
 - Tables nest when flipped to vertical position. Refer to Specification Guide for details.
- Base and Stretcher Finish Options:
 - (A) Painted aluminum C-leg bases, glide stem and stretcher. Stretcher end caps and support arms or stretcher brackets match base trim color. (Specify trim color)
 - (B) Polished aluminum C-leg bases and glide stem. Stretcher and support arms or stretcher brackets are painted and require a trim color specification.
- Flip Top Unit Cutout Options include:
 - One cutout centered along back edge, or
 - One left and one right cutout along back edge.
- Optional casters or glides are field interchangeable:
 - Casters (two locking/two non-locking) are available with: Light platinum or fog hub with graphite tread, or black hub with black tread.
- Optional glides (four) are available in light platinum, fog or black with 1/2" (13mm) height adjustment.
 - Glide stem is painted or polished to match base; glide base disc color must be specified.
- Depth and width shown in nominal dimensions.
- Ships unassembled.

Specification Tips

- 3mm edgeband, knife edge or cascade edge is recommended to allow a flat seam between tables.
- T-mold edge option provides a rounded corner between in-line table configurations.
- The following Planes products are separately specified:
 - Ganging Mechanism - Required for use with powered tables.
 - Flip Top Unit electrical modules
 - Electrical Components
 - Grommet (field cut opening)
 - Modesty Panel
 - Vertical Wire Manager
 - Horizontal Wire Manager
 - Wire Management Clips

To Order, Specify:

1) Product number, including;

1 Edge Options:

- T** T-mold
- J** Edgeband
- V** Cascade
- F** Knife

2 Core Options:

- S** Standard
- G** Green, add \$109.26 list

3 Flip Top Unit Cutout Options by Width:

36" - 54" (Options: A, F, J, N)
60" - 96" (Options: A, B, F, V, J, K, N)

- N** No cutout
- A** 2 outlet cutout - centered back, add \$28.60 list
- B** 2 outlet cutout - left and right back, add \$57.20 list
- F** 4 outlet cutout - centered back, add \$28.60 list
- V** 4 outlet cutout - left and right back, add \$57.20 list
- J** 6 outlet cutout - centered back, add \$28.60 list
- K** 6 outlet cutout - left and right back, add \$57.20 list

4 Base Options (Flip/Non-Flip):

- H** Flip Top Table: Casters, add \$106.08 list
- F** Flip Top Table: Glides, add \$106.08 list
- C** Non-Flip Top Table: Casters
- G** Non-Flip Top Table: Glides

5 Base/Stretcher Finish Options:

- A** Painted
- B** Polished, add \$468.00 (must specify trim color for stretcher)

T-Mold, Edgeband or Knife Edge:

- 2) Laminate surface color.
- 3) Edge trim color.

Cascade Edge:

- 3) Side/Back edgeband trim color.
- 4) User Cascade edge trim color.
- 5) Base/Stretcher trim color.
- 6) Caster/Glide Base Disc trim color.

Note: \$39.52 upcharge list for Metallic and accent trim colors.

Planes Training Tables — Rectangular — Laminate

Flip Top or Non-Flip Top Table

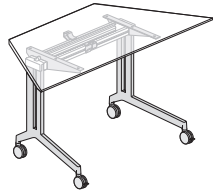
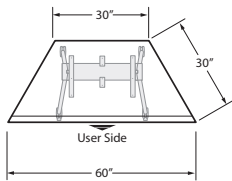
Depth	Width	Laminate Number	① ② ③ ④ ⑤					Laminate A					Laminate B				
			T	J	V1	V2	F	T	J	V1	V2	F					
Flip Top Tables																	
24"(610mm)	36"(914mm)	TARA-2436-L	■	■	■	C	\$ 685.36	\$ 706.96	\$ 720.16	\$ 740.56	\$ 836.56	\$ 713.76	\$ 735.36	\$ 748.56	\$ 768.96	\$ 864.96	
	42"(1067mm)	TARA-2442-L	■	■	■	C	796.64	820.40	834.92	857.36	962.96	829.68	853.44	867.96	890.40	996.00	
	48"(1219mm)	TARA-2448-L	■	■	■	C	907.92	933.84	949.68	974.16	1089.36	945.60	971.52	987.36	1011.84	1127.04	
	54"(1372mm)	TARA-2454-L	■	■	■	C	1019.20	1047.28	1064.44	1090.96	1215.76	1061.52	1089.60	1106.76	1133.28	1258.08	
	60"(1524mm)	TARA-2460-L	■	■	■	C	1130.48	1160.72	1179.20	1207.76	1342.16	1177.44	1207.68	1226.16	1254.72	1389.12	
	66"(1676mm)	TARA-2466-L	■	■	■	C	1241.76	1274.16	1293.96	1324.56	1468.56	1293.36	1325.76	1345.56	1376.16	1520.16	
	72"(1829mm)	TARA-2472-L	■	■	■	C	1353.04	1387.60	1408.72	1441.36	1594.96	1409.28	1443.84	1464.96	1497.60	1651.20	
30"(762mm)	36"(914mm)	TARA-3036-L	■	■	■	C	\$ 779.48	\$ 803.24	\$ 817.76	\$ 840.20	\$ 945.80	\$ 814.84	\$ 838.60	\$ 853.12	\$ 875.56	\$ 981.16	
	42"(1067mm)	TARA-3042-L	■	■	■	C	897.78	923.70	939.54	964.02	1079.22	938.94	964.86	980.70	1005.18	1120.38	
	48"(1219mm)	TARA-3048-L	■	■	■	C	1016.08	1044.16	1061.32	1087.84	1212.64	1063.04	1091.12	1108.28	1134.80	1259.60	
	54"(1372mm)	TARA-3054-L	■	■	■	C	1134.38	1164.62	1183.10	1211.66	1346.06	1187.14	1217.38	1235.86	1264.42	1398.82	
	60"(1524mm)	TARA-3060-L	■	■	■	C	1252.68	1285.08	1304.88	1335.48	1479.48	1311.24	1343.64	1363.44	1394.04	1538.04	
	66"(1676mm)	TARA-3066-L	■	■	■	C	1370.98	1405.54	1426.66	1459.30	1612.90	1435.34	1469.90	1491.02	1523.66	1677.26	
	72"(1829mm)	TARA-3072-L	■	■	■	C	1489.28	1526.00	1548.44	1583.12	1746.32	1559.44	1596.16	1618.60	1653.28	1816.48	
Non-Flip Top Tables																	
20"(508mm)	36"(914mm)	TARA-2036-L	■	■	■	C	\$ 657.28	\$ 677.44	\$ 689.76	\$ 708.80	\$ 798.40	\$ 681.04	\$ 701.20	\$ 713.52	\$ 732.56	\$ 822.16	
	42"(1067mm)	TARA-2042-L	■	■	■	C	761.54	783.86	797.50	818.58	917.78	788.78	811.10	824.74	845.82	945.02	
	48"(1219mm)	TARA-2048-L	■	■	■	C	872.82	897.30	912.26	935.38	1044.18	904.70	929.18	944.14	967.26	1076.06	
	54"(1372mm)	TARA-2054-L	■	■	■	C	977.08	1003.72	1020.00	1045.16	1163.56	1012.44	1039.08	1055.36	1080.52	1198.92	
	60"(1524mm)	TARA-2060-L	■	■	■	C	1081.34	1110.14	1127.74	1154.94	1282.94	1120.18	1148.98	1166.58	1193.78	1321.78	
	66"(1676mm)	TARA-2066-L	■	■	■	C	1192.62	1223.58	1242.50	1271.74	1409.34	1236.10	1267.06	1285.98	1315.22	1452.82	
	72"(1829mm)	TARA-2072-L	■	■	■	C	1296.88	1330.00	1350.24	1381.52	1528.72	1343.84	1376.96	1397.20	1428.48	1575.68	
	78"(1981mm)	TARA-2078-L	■	■	■	C	1441.70	1476.98	1498.54	1531.86	1688.66	1492.14	1527.42	1548.98	1582.30	1739.10	
	84"(2134mm)	TARA-2084-L	■	■	■	C	1559.22	1596.66	1619.54	1654.90	1821.30	1614.30	1651.74	1674.62	1709.98	1876.38	
	90"(2286mm)	TARA-2090-L	■	■	■	C	1669.72	1709.32	1733.52	1770.92	1946.92	1728.28	1767.88	1792.08	1829.48	2005.48	
	96"(2438mm)	TARA-2096-L	■	■	■	C	1780.22	1821.98	1847.50	1886.94	2072.54	1842.26	1884.02	1909.54	1948.98	2134.58	
24"(610mm)	36"(914mm)	TARA-2436-L	■	■	■	C	\$ 685.36	\$ 706.96	\$ 720.16	\$ 740.56	\$ 836.56	\$ 713.76	\$ 735.36	\$ 748.56	\$ 768.96	\$ 864.96	
	42"(1067mm)	TARA-2442-L	■	■	■	C	796.64	820.40	834.92	857.36	962.96	829.68	853.44	867.96	890.40	996.00	
	48"(1219mm)	TARA-2448-L	■	■	■	C	907.92	933.84	949.68	974.16	1089.36	945.60	971.52	987.36	1011.84	1127.04	
	54"(1372mm)	TARA-2454-L	■	■	■	C	1019.20	1047.28	1064.44	1090.96	1215.76	1061.52	1089.60	1106.76	1133.28	1258.08	
	60"(1524mm)	TARA-2460-L	■	■	■	C	1130.48	1160.72	1179.20	1207.76	1342.16	1177.44	1207.68	1226.16	1254.72	1389.12	
	66"(1676mm)	TARA-2466-L	■	■	■	C	1241.76	1274.16	1293.96	1324.56	1468.56	1293.36	1325.76	1345.56	1376.16	1520.16	
	72"(1829mm)	TARA-2472-L	■	■	■	C	1353.04	1387.60	1408.72	1441.36	1594.96	1409.28	1443.84	1464.96	1497.60	1651.20	
	78"(1981mm)	TARA-2478-L	■	■	■	C	1504.88	1541.60	1564.04	1598.72	1761.92	1565.76	1602.48	1624.92	1659.60	1822.80	
	84"(2134mm)	TARA-2484-L	■	■	■	C	1622.40	1661.28	1685.04	1721.76	1894.56	1687.92	1726.80	1750.56	1787.28	1960.08	
	90"(2286mm)	TARA-2490-L	■	■	■	C	1739.92	1780.96	1806.04	1844.80	2027.20	1810.08	1851.12	1876.20	1914.96	2097.36	
	96"(2438mm)	TARA-2496-L	■	■	■	C	1857.44	1900.64	1927.04	1967.84	2159.84	1932.24	1975.44	2001.84	2042.64	2234.64	
30"(762mm)	36"(914mm)	TARA-3036-L	■	■	■	C	\$ 779.48	\$ 803.24	\$ 817.76	\$ 840.20	\$ 945.80	\$ 814.84	\$ 838.60	\$ 853.12	\$ 875.56	\$ 981.16	
	42"(1067mm)	TARA-3042-L	■	■	■	C	897.78	923.70	939.54	964.02	1079.22	938.94	964.86	980.70	1005.18	1120.38	
	48"(1219mm)	TARA-3048-L	■	■	■	C	1016.08	1044.16	1061.32	1087.84	1212.64	1063.04	1091.12	1108.28	1134.80	1259.60	
	54"(1372mm)	TARA-3054-L	■	■	■	C	1134.38	1164.62	1183.10	1211.66	1346.06	1187.14	1217.38	1235.86	1264.42	1398.82	
	60"(1524mm)	TARA-3060-L	■	■	■	C	1252.68	1285.08	1304.88	1335.48	1479.48	1311.24	1343.64	1363.44	1394.04	1538.04	
	66"(1676mm)	TARA-3066-L	■	■	■	C	1370.98	1405.54	1426.66	1459.30	1612.90	1435.34	1469.90	1491.02	1523.66	1677.26	
	72"(1829mm)	TARA-3072-L	■	■	■	C	1489.28	1526.00	1548.44	1583.12	1746.32	1559.44	1596.16	1618.60	1653.28	1816.48	
	78"(1981mm)	TARA-3078-L	■	■	■	C	1648.14	1687.02	1710.78	1747.50	1920.30	1724.10	1762.98	1786.74	1823.46	1996.26	
	84"(2134mm)	TARA-3084-L	■	■	■	C	1772.68	1813.72	1838.80	1877.56	2059.96	1854.44	1895.48	1920.56	1959.32	2141.72	
	90"(2286mm)	TARA-3090-L	■	■	■	C	1897.22	1940.42	1966.82	2007.62	2199.62	1984.78	2027.98	2054.38	2095.18	2287.18	
	96"(2438mm)	TARA-3096-L	■	■	■	C	2021.76	2067.12	2094.84	2137.68	2339.28	2115.12	2160.48	2188.20	2231.04	2432.64	

Planes Training Tables — Trapezoid — Laminate

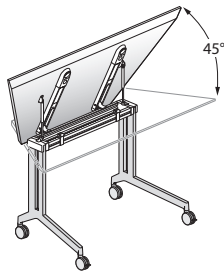
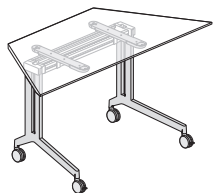
Flip Top or Non-Flip Top Table

Depth	Width	Number	Laminate A					Laminate B						
			1	2	3	4	5	T	J	F				
30" (762mm)	60" (1524mm)	TATP-3060-L	■	■	■	■	C	4	\$1251.12	\$1283.52	\$1477.92	\$1310.52	\$1342.92	\$1537.32

Non-Flip Top Table



Flip Top Table



TATP-L



Features

- Includes 1-3/16" (30mm) thick top, two C-Leg bases, stretcher and hardware.
- Standard table height is 29" (737mm).
- Laminate top with T-mold or 3mm edgeband on all sides; knife edge on user edge with 3mm edgeband on sides and back.
- Base Options:
 - Flip Top Table with casters (H) or with glides (F).
 - Non-flip Top Table with casters (C) or with glides (G).
- Flip Top Table:
 - Table top flips from horizontal to vertical position via pneumatic assist mechanism activated by two finger pulls.
 - Tables nest when flipped to vertical position. Refer to Specification Guide for details.
- Base and Stretcher Finish Options:
 - (A) Painted aluminum C-leg bases, glide stem and stretcher. Stretcher end caps and support arms or stretcher brackets match base trim color. (Specify trim color)
 - (B) Polished aluminum C-leg bases and glide stem. Stretcher and support arms or stretcher brackets are painted and require a trim color specification.
- Flip Top Unit Cutout Options include:
 - One cutout centered along back edge.
- Optional casters or glides are field interchangeable:
 - Casters (two locking/two non-locking) are available with: Light platinum or fog hub with graphite tread, or black hub with black tread.
- Optional glides (four) are available in light platinum, fog or black with 1/2" (13mm) height adjustment.
 - Glide stem is painted or polished to match base; glide base disc color must be specified.
- Depth and width shown in nominal dimensions.
- Ships unassembled.

Specification Tips

- 3mm edgeband or knife edge is recommended to allow a flat seam between tables.
- T-mold edge option provides a rounded corner between in-line table configurations.
- The following Planes products are separately specified:
 - Ganging Mechanism - Required for use with powered tables.
 - Flip Top Unit electrical modules
 - Electrical Components
 - Grommet (field cut opening)
 - Modesty Panel
 - Vertical Wire Manager
 - Horizontal Wire Manager
 - Wire Management Clips

To Order, Specify:

1) Product number, including;

1 Edge Options:

- T** T-mold
- J** Edgeband
- F** Knife

2 Core Options:

- S** Standard
- G** Green, add \$109.26 list

3 Flip Top Unit Cutout Options:

- N** No cutout
- A** 2 outlet cutout - centered back, add \$28.60 list
- F** 4 outlet cutout - centered back, add \$28.60 list
- J** 6 outlet cutout - centered back, add \$28.60 list

4 Base Options (Flip/Non-Flip):

- H** Flip Top Table: Casters, add \$106.08 list
- F** Flip Top Table: Glides, add \$106.08 list
- C** Non-flip Top Table: Casters
- G** Non-flip Top Table: Glides

5 Base/Stretcher Finish Options:

- A** Painted
- B** Polished, add \$468.00 (must specify trim color for stretcher)

- 2) Laminate surface color.
- 3) Edge trim color.
- 4) Base/Stretcher trim color.
- 5) Caster/Glide Base Disc trim color.

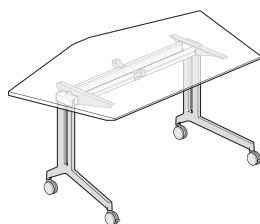
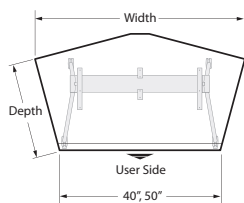
Note: \$39.52 upcharge list for Metallic and accent trim colors.

Planes Training Tables — Polygon — Laminate

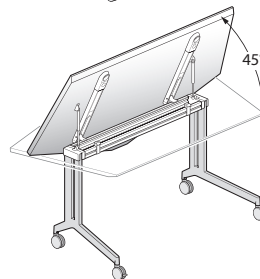
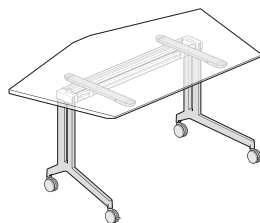
Flip Top or Non-Flip Top Table

Depth	Width	Number	① ② ③ ④ ⑤					Laminate A			Laminate B				
			T	J	F	T	J	F	T	J	F				
24"(610mm)	55"(1397mm)	TACV-2455-L	■	■	■	■	■	C	4	\$1067.04	\$1084.72	\$1198.08	\$1171.04	\$1188.72	\$1302.08
30"(762mm)	66"(1676mm)	TACV-3066-L	■	■	■	■	■	C	4	1337.44	1366.56	1543.36	1441.44	1470.56	1647.36

Non-Flip Top Table



Flip Top Table



TACV-L



Features

- Includes 1-3/16"(30mm) thick top, two C-Leg bases, stretcher and hardware.
- Standard table height is 29"(737mm).
- Laminate top with T-mold or 3mm edgeband on all sides; knife edge on user edge with 3mm edgeband on sides and back.
- Base Options:
 - Flip Top Table with casters (H) or with glides (F).
 - Non-flip Top Table with casters (C) or with glides (G).
- Flip Top Table:
 - Table top flips from horizontal to vertical position via pneumatic assist mechanism activated by two finger pulls.
 - Tables nest when flipped to vertical position. Refer to Specification Guide for details.
- Base and Stretcher Finish Options:
 - (A) Painted aluminum C-leg bases, glide stem and stretcher. Stretcher end caps and support arms or stretcher brackets match base trim color. (Specify trim color)
 - (B) Polished aluminum C-leg bases and glide stem. Stretcher and support arms or stretcher brackets are painted and require a trim color specification.
- Flip Top Unit Cutout Options include:
 - One cutout centered along back edge.
- Optional casters or glides are field interchangeable:
 - Casters (two locking/two non-locking) are available with: Light platinum or fog hub with graphite tread, or black hub with black tread.
- Optional glides (four) are available in light platinum, fog or black with 1/2"(13mm) height adjustment.
 - Glide stem is painted or polished to match base; glide base disc color must be specified.
- Depth and width shown in nominal dimensions.
- Ships unassembled.

Specification Tips

- 3mm edgeband or knife edge is recommended to allow a flat seam between tables.
- T-mold edge option provides a rounded corner between in-line table configurations.
- The following Planes products are separately specified:
 - Ganging Mechanism - Required for use with powered tables.
 - Flip Top Unit electrical modules
 - Electrical Components
 - Grommet (field cut opening)
 - Modesty Panel
 - Vertical Wire Manager
 - Horizontal Wire Manager
 - Wire Management Clips

To Order, Specify:

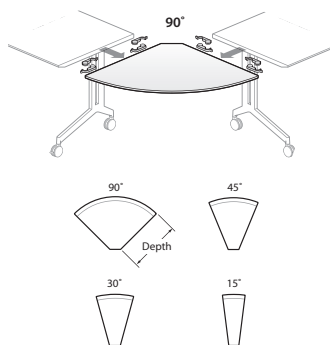
- 1) Product number, including:
 - ① Edge Options:
 - T T-mold
 - J Edgeband
 - F Knife
 - ② Core Options:
 - S Standard
 - G Green, add \$109.26 list
 - ③ Flip Top Unit Cutout Options:
 - N No cutout
 - A 2 outlet cutout - centered back, add \$28.60 list
 - F 4 outlet cutout - centered back, add \$28.60 list
 - J 6 outlet cutout - centered back, add \$28.60 list
 - ④ Base Options (Flip/Non-Flip):
 - H Flip Top Table: Casters, add \$106.08 list
 - F Flip Top Table: Glides, add \$106.08 list
 - C Non-flip Top Table: Casters
 - G Non-flip Top Table: Glides
 - ⑤ Base/Stretcher Finish Options:
 - A Painted
 - B Polished, add \$468.00 (must specify trim color for stretcher)
 - 2) Laminate surface color.
 - 3) Edge trim color.
 - 4) Base/Stretcher trim color.
 - 5) Caster/Glide Base Disc trim color.
- Note:** \$39.52 upcharge list for Metallic and accent trim colors.

Planes Training Tables — Pie Connector — Laminate

Flip Top or Non-Flip Top Table

Depth	Laminate Number ① ②	Laminate A					Laminate B				
		T	J	V1	V2	F	T	J	V1	V2	F
20"(508mm)	TAPC-2015-L ■ ■ N	\$260.00	\$265.20	\$270.40	\$270.40	\$306.80	\$280.80	\$286.00	\$291.20	\$291.20	\$327.60
	TAPC-2030-L ■ ■ N	280.80	286.00	291.20	291.20	327.60	301.60	306.80	312.00	312.00	348.40
	TAPC-2045-L ■ ■ N	301.60	306.80	312.00	312.00	348.40	322.40	327.60	332.80	332.80	369.20
	TAPC-2090-L ■ ■ N	343.20	348.40	353.60	353.60	390.00	364.00	369.20	374.40	374.40	410.80
24"(610mm)	TAPC-2415-L ■ ■ N	\$322.40	\$327.60	\$332.80	\$332.80	\$369.20	\$343.20	\$348.40	\$353.60	\$353.60	\$390.00
	TAPC-2430-L ■ ■ N	343.20	348.40	353.60	353.60	390.00	364.00	369.20	374.40	374.40	410.80
	TAPC-2445-L ■ ■ N	364.00	369.20	374.40	374.40	410.80	384.80	390.00	395.20	395.20	431.60
	TAPC-2490-L ■ ■ N	405.60	410.80	416.00	416.00	452.40	426.40	431.60	436.80	436.80	473.20
30"(762mm)	TAPC-3015-L ■ ■ N	\$384.80	\$390.00	\$395.20	\$395.20	\$431.60	\$405.60	\$410.80	\$416.00	\$416.00	\$452.40
	TAPC-3030-L ■ ■ N	405.60	410.80	416.00	416.00	452.40	426.40	431.60	436.80	436.80	473.20
	TAPC-3045-L ■ ■ N	426.40	431.60	436.80	436.80	473.20	447.20	452.40	457.60	457.60	494.00
	TAPC-3090-L ■ ■ N	468.00	473.20	478.40	478.40	514.80	488.80	494.00	499.20	499.20	535.60

Pie Connector



TAPC-L

Features

- Includes 1-3/16"(30mm) thick top and three sets of ganging mechanisms required for support.
- Laminate top with T-mold or 3mm edgeband on all sides; cascade or knife edge on user edge with 3mm edgeband on sides and back.
- Depth shown in nominal dimensions.
- Ships unassembled.

Specification Tips

- 3mm edgeband or knife edge is recommended to allow a flat seam between tables.
- T-mold edge option provides a rounded corner between in-line table configurations.
- Requires two same-depth Planes C-Leg Training Tables for support; separately specified.
- Additional Table Pass-Through Connector may be required based upon application.
- Wire Manager Clips are available if needed; separately specified.

To Order, Specify:

- 1) Product number, including;

① Edge Options:

- T** T-mold
- J** Edgeband
- V** Cascade
- F** Knife

② Core Options:

- S** Standard
- G** Green, add \$109.26 list

T-Mold, Edgeband or Knife Edge:

- 2) Laminate surface color.
- 3) Edge trim color

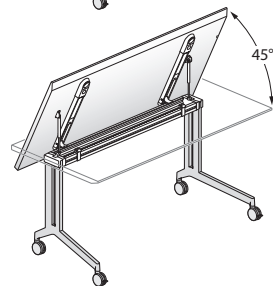
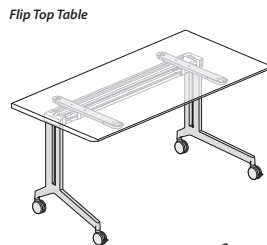
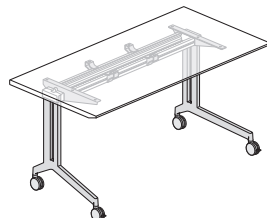
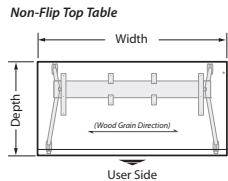
Cascade Edge:

- 3) Side/Back edgeband trim color.
- 4) User Cascade edge trim color.

This page intentionally blank

Planes Training Table — Rectangular — Wood

Flip Top or Non-Flip Top Table



TARA-W



Features

- Includes 1-3/16" (30mm) thick top, two C-Leg bases, stretcher and hardware.
- Standard table height is 29" (737mm).
- Wood veneer top with 3mm wood edgeband on all sides; cascade or knife wood edge on user side with 3mm wood edgeband on sides and back.
- Base Options:
 - Flip Top Table with casters (H) or with glides (F).
 - Non-Flip Top Table with casters (C) or with glides (G).
- Flip Top Table:
 - Table top flips from horizontal to vertical position via pneumatic assist mechanism activated by two finger pulls.
 - Tables nest when flipped to vertical position. Refer to Specification Guide for details.
- Base and Stretcher Finish Options:
 - (A) Painted aluminum C-leg bases, glide stem and stretcher. Stretcher end caps and support arms or stretcher brackets match base trim color. (Specify trim color)
 - (B) Polished aluminum C-leg bases and glide stem. Stretcher and support arms or stretcher brackets are painted and require a trim color specification.
- Flip Top Unit Cutout Options include:
 - One cutout centered along back edge, or
 - One left and one right cutout along back edge.
- Optional casters or glides are field interchangeable:
 - Casters (two locking/two non-locking) are available with: Light platinum or fog hub with graphite tread, or black hub with black tread.
- Optional glides (four) are available in light platinum, fog or black with 1/2" (13mm) height adjustment.
 - Glide stem is painted or polished to match base; glide base disc color must be specified.
- Depth and width shown in nominal dimensions.
- Ships unassembled.

Specification Tips

- The following Planes products are separately specified:
 - Ganging Mechanism - Required for use with powered tables.
 - Flip Top Unit electrical modules
 - Electrical Components
 - Grommet (field cut opening)
 - Modesty Panel
 - Vertical Wire Manager
 - Horizontal Wire Manager
 - Wire Management Clips

To Order, Specify:

1) Product number, including;

1 Edge Options:

- K** Edgeband
- M** Cascade
- U** Knife

2 Core Options:

- S** Standard
- G** Green, add \$109.26 list

3 Flip Top Unit Cutout Options by Width:

36" - 54" (Options: A, F, J, N)
60" - 96" (Options: A, B, F, V, J, K, N)

- N** No cutout
- A** 2 outlet cutout - centered back, add \$28.60 list
- B** 2 outlet cutout - left and right back, add \$57.20 list
- F** 4 outlet cutout - centered back, add \$28.60 list
- V** 4 outlet cutout - left and right back, add \$57.20 list
- J** 6 outlet cutout - centered back, add \$28.60 list
- K** 6 outlet cutout - left and right back, add \$57.20 list

4 Base Options (Flip/Non-Flip):

- H** Flip Top Table: Casters, add \$106.08 list
- F** Flip Top Table: Glides, add \$106.08 list
- C** Non-flip Top Table: Casters
- G** Non-flip Top Table: Glides

5 Base/Stretcher Finish Options:

- A** Painted
- B** Polished, add \$468.00 (must specify trim color for stretcher/arms)

- 2) Wood finish color.
- 3) Base/Stretcher trim color.
- 4) Caster/Glide color.

Note: \$39.52 upcharge list for Metallic and accent trim colors.

Planes Training Table — Rectangular — Wood

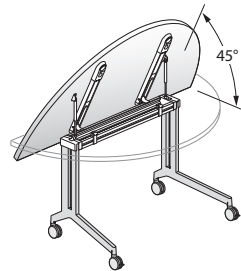
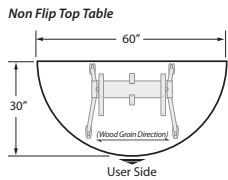
Flip Top or Non-Flip Top Table

Depth	Width	Number						Wood	Group B	Wood	Group B	Wood	Group A	Group B
			1	2	3	4	5	Group A K	K	Group A M	M	Group A U	U	
Flip Top Tables														
24"(610mm)	36"(914mm)	TARA-2436-W	■	■	C	4	\$ 913.28	\$ 921.96	\$1022.48	\$1044.36	\$1040.48	\$1073.16		
	42"(1067mm)	TARA-2442-W	■	■	C	4	1045.12	1056.00	1165.24	1190.64	1185.04	1222.32		
	48"(1219mm)	TARA-2448-W	■	■	C	4	1176.96	1190.04	1308.00	1336.92	1329.60	1371.48		
	54"(1372mm)	TARA-2454-W	■	■	C	4	1308.80	1324.08	1450.76	1483.20	1474.16	1520.64		
	60"(1524mm)	TARA-2460-W	■	■	C	4	1440.64	1458.12	1593.52	1629.48	1618.72	1669.80		
	66"(1676mm)	TARA-2466-W	■	■	C	4	1572.48	1592.16	1736.28	1775.76	1763.28	1818.96		
	72"(1829mm)	TARA-2472-W	■	■	C	4	1704.32	1726.20	1879.04	1922.04	1907.84	1968.12		
	72"(1829mm)	TARA-3072-W	■	■	C	4	1856.16	1883.20	2041.80	2091.28	2072.40	2140.24		
30"(762mm)	36"(914mm)	TARA-3036-W	■	■	C	4	\$1026.72	\$1038.34	\$1146.84	\$1172.98	\$1166.64	\$1204.66		
	42"(1067mm)	TARA-3042-W	■	■	C	4	1164.96	1179.15	1296.00	1326.03	1317.60	1360.59		
	48"(1219mm)	TARA-3048-W	■	■	C	4	1303.20	1319.96	1445.16	1479.08	1468.56	1516.52		
	54"(1372mm)	TARA-3054-W	■	■	C	4	1441.44	1460.77	1594.32	1632.13	1619.52	1672.45		
	60"(1524mm)	TARA-3060-W	■	■	C	4	1579.68	1601.58	1743.48	1785.18	1770.48	1828.38		
	66"(1676mm)	TARA-3066-W	■	■	C	4	1717.92	1742.39	1892.64	1938.23	1921.44	1984.31		
	72"(1829mm)	TARA-3072-W	■	■	C	4	1856.16	1883.20	2041.80	2091.28	2072.40	2140.24		
	72"(1829mm)	TARA-3072-W	■	■	C	4	1856.16	1883.20	2041.80	2091.28	2072.40	2140.24		
Non-Flip Top Tables														
20"(508mm)	36"(914mm)	TARA-2036-W	■	■	C	4	\$ 872.32	\$ 879.04	\$ 974.24	\$ 993.28	\$ 991.04	\$1020.16		
	42"(1067mm)	TARA-2042-W	■	■	C	4	997.76	1006.31	1110.60	1132.79	1129.20	1162.55		
	48"(1219mm)	TARA-2048-W	■	■	C	4	1129.60	1140.35	1253.36	1279.07	1273.76	1311.71		
	54"(1372mm)	TARA-2054-W	■	■	C	4	1255.04	1267.62	1389.72	1418.58	1411.92	1454.10		
	60"(1524mm)	TARA-2060-W	■	■	C	4	1380.48	1394.89	1526.08	1558.09	1550.08	1596.49		
	66"(1676mm)	TARA-2066-W	■	■	C	4	1512.32	1528.93	1668.84	1704.37	1694.64	1745.65		
	72"(1829mm)	TARA-2072-W	■	■	C	4	1637.76	1656.20	1805.20	1843.88	1832.80	1888.04		
	78"(1981mm)	TARA-2078-W	■	■	C	4	1803.76	1824.03	1982.12	2023.95	2011.52	2070.99		
	84"(2134mm)	TARA-2084-W	■	■	C	4	1941.84	1964.31	2131.12	2176.47	2162.32	2226.39		
	90"(2286mm)	TARA-2090-W	■	■	C	4	2073.52	2097.82	2273.72	2322.22	2306.72	2375.02		
	96"(2438mm)	TARA-2096-W	■	■	C	4	2205.20	2231.33	2416.32	2467.97	2451.12	2523.65		
	24"(610mm)	36"(914mm)	TARA-2436-W	■	■	C	4	\$ 913.28	\$ 921.96	\$1022.48	\$1044.36	\$1040.48	\$1073.16	
42"(1067mm)		TARA-2442-W	■	■	C	4	1045.12	1056.00	1165.24	1190.64	1185.04	1222.32		
48"(1219mm)		TARA-2448-W	■	■	C	4	1176.96	1190.04	1308.00	1336.92	1329.60	1371.48		
54"(1372mm)		TARA-2454-W	■	■	C	4	1308.80	1324.08	1450.76	1483.20	1474.16	1520.64		
60"(1524mm)		TARA-2460-W	■	■	C	4	1440.64	1458.12	1593.52	1629.48	1618.72	1669.80		
66"(1676mm)		TARA-2466-W	■	■	C	4	1572.48	1592.16	1736.28	1775.76	1763.28	1818.96		
72"(1829mm)		TARA-2472-W	■	■	C	4	1704.32	1726.20	1879.04	1922.04	1907.84	1968.12		
78"(1981mm)		TARA-2478-W	■	■	C	4	1876.72	1900.80	2062.36	2108.88	2092.96	2157.84		
84"(2134mm)		TARA-2484-W	■	■	C	4	2014.80	2041.08	2211.36	2261.40	2243.76	2313.24		
90"(2286mm)		TARA-2490-W	■	■	C	4	2152.88	2181.36	2360.36	2413.92	2394.56	2468.64		
96"(2438mm)		TARA-2496-W	■	■	C	4	2290.96	2321.64	2509.36	2566.44	2545.36	2624.04		
30"(762mm)		36"(914mm)	TARA-3036-W	■	■	C	4	\$1026.72	\$1038.34	\$1146.84	\$1172.98	\$1166.64	\$1204.66	
	42"(1067mm)	TARA-3042-W	■	■	C	4	1164.96	1179.15	1296.00	1326.03	1317.60	1360.59		
	48"(1219mm)	TARA-3048-W	■	■	C	4	1303.20	1319.96	1445.16	1479.08	1468.56	1516.52		
	54"(1372mm)	TARA-3054-W	■	■	C	4	1441.44	1460.77	1594.32	1632.13	1619.52	1672.45		
	60"(1524mm)	TARA-3060-W	■	■	C	4	1579.68	1601.58	1743.48	1785.18	1770.48	1828.38		
	66"(1676mm)	TARA-3066-W	■	■	C	4	1717.92	1742.39	1892.64	1938.23	1921.44	1984.31		
	72"(1829mm)	TARA-3072-W	■	■	C	4	1856.16	1883.20	2041.80	2091.28	2072.40	2140.24		
	78"(1981mm)	TARA-3078-W	■	■	C	4	2034.96	2064.57	2231.52	2284.89	2263.92	2336.73		
	84"(2134mm)	TARA-3084-W	■	■	C	4	2179.44	2211.62	2386.92	2444.18	2421.12	2498.90		
	90"(2286mm)	TARA-3090-W	■	■	C	4	2323.92	2358.67	2542.32	2603.47	2578.32	2661.07		
	96"(2438mm)	TARA-3096-W	■	■	C	4	2468.40	2505.72	2697.72	2762.76	2735.52	2823.24		

Planes Training Tables — Half Round — Wood

Flip Top or Non-Flip Top Table

Depth	Width	Number	① ② ③ ④ ⑤	Wood Group A K	Group B K	Wood Group A M	Group B M	Wood Group A U	Group B U
30"(762mm)	60"(1524mm)	TAHN-3060-W	■ ■ ■ C ■ 4 ■	\$1606.80	\$1636.10	\$1770.60	\$1819.70	\$1797.60	\$1862.90



TAHN-W



Features

- Includes 1-3/16"(30mm) thick top, two C-Leg bases, stretcher and hardware.
- Standard table height is 29"(737mm).
- Wood veneer top with 3mm wood edgeband on user side and back; cascade or knife wood edge on user side with 3mm wood edgeband on back.
- Base Options:
 - Flip Top Table with casters (H) or with glides (F).
 - Non-flip Top Table with casters (C) or with glides (G).
- Flip Top Table:
 - Table top flips from horizontal to vertical position via pneumatic assist mechanism activated by two finger pulls.
 - Tables nest when flipped to vertical position. Refer to Specification Guide for details.
- Base and Stretcher Finish Options:
 - (A) Painted aluminum C-leg bases, glide stem and stretcher. Stretcher end caps and support arms or stretcher brackets match base trim color. (Specify trim color)
 - (B) Polished aluminum C-leg bases and glide stem. Stretcher and support arms or stretcher brackets are painted and require a trim color specification.
- Flip Top Unit Cutout Options include:
 - One cutout centered along back edge.
- Optional casters or glides are field interchangeable:
 - Casters (two locking/two non-locking) are available with: Light platinum or fog hub with graphite tread, or black hub with black tread.
- Optional glides (four) are available in light platinum, fog or black with 1/2"(13mm) height adjustment.
 - Glide stem is painted or polished to match base; glide base disc color must be specified.
- Depth and width shown in nominal dimensions.
- Ships unassembled.

Specification Tips

- The following Planes products are separately specified:
 - Ganging Mechanism - Required for use with powered tables.
 - Flip Top Unit electrical modules
 - Electrical Components
 - Grommet (field cut opening)
 - Modesty Panel
 - Vertical Wire Manager
 - Horizontal Wire Manager
 - Wire Management Clips

To Order, Specify:

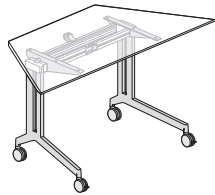
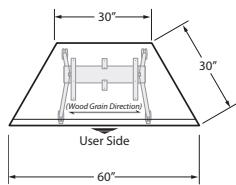
- 1) Product number, including;
 - ① Edge Options:
 - K Edgeband
 - M Cascade
 - U Knife
 - ② Core Options:
 - S Standard
 - G Green, add \$109.26 list
 - ③ Flip Top Unit Cutout Options:
 - N No cutout
 - A 2 outlet cutout - centered back, add \$28.60 list
 - F 4 outlet cutout - centered back, add \$28.60 list
 - J 6 outlet cutout - centered back, add \$28.60 list
 - ④ Base Options (Flip/Non-Flip):
 - H Flip Top Table: Casters, add \$106.08 list
 - F Flip Top Table: Glides, add \$106.08 list
 - C Non-flip Top Table: Casters
 - G Non-flip Top Table: Glides
 - ⑤ Base/Stretcher Finish Options:
 - A Painted
 - B Polished, add \$468.00 (must specify trim color for stretcher/arms)
 - 2) Wood finish color.
 - 3) Base/Stretcher trim color.
 - 4) Caster/Glide color.
- Note:** \$39.52 upcharge list for Metallic and accent trim colors.

Planes Training Table — Trapezoid — Wood

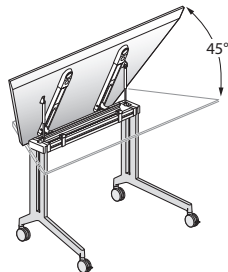
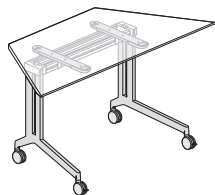
Flip Top or Non-Flip Top Table

Depth	Width	Number	① ② ③ ④ ⑤	Wood Group A K	Group B K	Wood Group A U	Group B U
30"(762mm)	60"(1524mm)	TATP-3060-W	■ ■ ■ C ■ 4 ■	\$1612.92	\$1634.52	\$1800.12	\$1832.52

Non-Flip Top Table



Flip Top Table



TATP-W



Features

- Includes 1-3/16"(30mm) thick top, two C-Leg bases, stretcher and hardware.
- Standard table height is 29" (737mm).
- Wood veneer top with 3mm wood edgeband on all sides; knife wood edge on user side with 3mm wood edgeband on sides and back.
- Base Options:
 - Flip Top Table with casters (H) or with glides (F).
 - Non-flip Top Table with casters (C) or with glides (G).
- Flip Top Table:
 - Table top flips from horizontal to vertical position via pneumatic assist mechanism activated by two finger pulls.
 - Tables nest when flipped to vertical position. Refer to Specification Guide for details.
- Base and Stretcher Finish Options:
 - (A) Painted aluminum C-leg bases, glide stem and stretcher. Stretcher end caps and support arms or stretcher brackets match base trim color. (Specify trim color)
 - (B) Polished aluminum C-leg bases and glide stem. Stretcher and support arms or stretcher brackets are painted and require a trim color specification.
- Flip Top Unit Cutout Options include:
 - One cutout centered along back edge.
- Optional casters or glides are field interchangeable:
 - Casters (two locking/two non-locking) are available with: Light platinum or fog hub with graphite tread, or black hub with black tread.
- Optional glides (four) are available in light platinum, fog or black with 1/2"(13mm) height adjustment.
 - Glide stem is painted or polished to match base; glide base disc color must be specified.
- Depth and width shown in nominal dimensions.
- Ships unassembled.

Specification Tips

- The following Planes products are separately specified:
 - Ganging Mechanism - Required for use with powered tables.
 - Flip Top Unit electrical modules
 - Electrical Components
 - Grommet (field cut opening)
 - Modesty Panel
 - Vertical Wire Manager
 - Horizontal Wire Manager
 - Wire Management Clips

To Order, Specify:

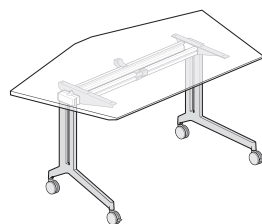
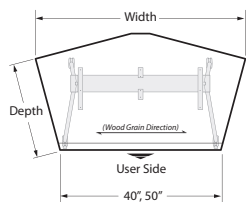
- Product number, including:
 - ① **Edge Options:**
 - K** Edgeband
 - U** Knife
 - ② **Core Options:**
 - S** Standard
 - G** Green, add \$109.26 list
 - ③ **Flip Top Unit Cutout Options:**
 - N** No cutout
 - A** 2 outlet cutout - centered back, add \$28.60 list
 - F** 4 outlet cutout - centered back, add \$28.60 list
 - J** 6 outlet cutout - centered back, add \$28.60 list
 - ④ **Base Options (Flip/Non-Flip):**
 - H** Flip Top Table: Casters, add \$106.08 list
 - F** Flip Top Table: Glides, add \$106.08 list
 - C** Non-flip Top Table: Casters
 - G** Non-flip Top Table: Glides
 - ⑤ **Base/Stretcher Finish Options:**
 - A** Painted
 - B** Polished, add \$468.00 (must specify trim color for stretcher/arms)
 - Wood finish color.
 - Base/Stretcher trim color.
 - Caster/Glide color.
- Note:** \$39.52 upcharge list for Metallic and accent trim colors.

Planes Training Tables — Polygon — Wood

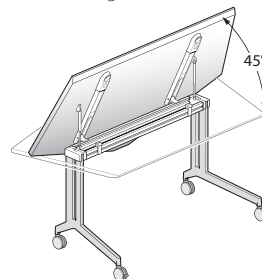
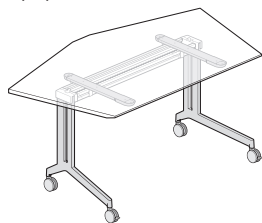
Flip Top or Non-Flip Top Table

Depth	Width	Number	①	②	③	④	⑤	Wood Group A K	Group B K	Wood Group A U	Group B U
24"(610mm)	55"(1397mm)	TACV-2455-W	■	■	C	■	4	\$1317.68	\$1338.48	\$1447.68	\$1468.48
30"(762mm)	66"(1676mm)	TACV-3066-W	■	■	C	■	4	1738.88	1775.28	1943.76	1980.16

Non-Flip Top Table



Flip Top Table



TACV-W



Features

- Includes 1-3/16"(30mm) thick top, two C-Leg bases, stretcher and hardware.
- Standard table height is 29"(737mm).
- Wood veneer top with 3mm wood edgeband on all sides; knife wood edge on user side with 3mm wood edgeband on sides and back.
- Base Options:
 - Flip Top Table with casters (H) or with glides (F).
 - Non-flip Top Table with casters (C) or with glides (G).
- Flip Top Table:
 - Table top flips from horizontal to vertical position via pneumatic assist mechanism activated by two finger pulls.
 - Tables nest when flipped to vertical position. Refer to Specification Guide for details.
- Base and Stretcher Finish Options:
 - (A) Painted aluminum C-leg bases, glide stem and stretcher. Stretcher end caps and support arms or stretcher brackets match base trim color. (Specify trim color)
 - (B) Polished aluminum C-leg bases and glide stem. Stretcher and support arms or stretcher brackets are painted and require a trim color specification.
- Flip Top Unit Cutout Options include:
 - One cutout centered along back edge.
- Optional casters or glides are field interchangeable:
 - Casters (two locking/two non-locking) are available with: Light platinum or fog hub with graphite tread, or black hub with black tread.
- Optional glides (four) are available in light platinum, fog or black with 1/2"(13mm) height adjustment.
 - Glide stem is painted or polished to match base; glide base disc color must be specified.
- Depth and width shown in nominal dimensions.
- Ships unassembled.

Specification Tips

- The following Planes products are separately specified:
 - Ganging Mechanism - Required for use with powered tables.
 - Flip Top Unit electrical modules
 - Electrical Components
 - Grommet (field cut opening)
 - Modesty Panel
 - Vertical Wire Manager
 - Horizontal Wire Manager
 - Wire Management Clips

To Order, Specify:

1) Product number, including;

① Edge Options:

- K** Edgeband
- U** Knife

② Core Options:

- S** Standard
- G** Green, add \$109.26 list

③ Flip Top Unit Cutout Options:

- N** No cutout
- A** 2 outlet cutout - centered back, add \$28.60 list
- F** 4 outlet cutout - centered back, add \$28.60 list
- J** 6 outlet cutout - centered back, add \$28.60 list

④ Base Options (Flip/Non-Flip):

- H** Flip Top Table: Casters, add \$106.08 list
- F** Flip Top Table: Glides, add \$106.08 list
- C** Non-flip Top Table: Casters
- G** Non-flip Top Table: Glides

⑤ Base/Stretcher Finish Options:

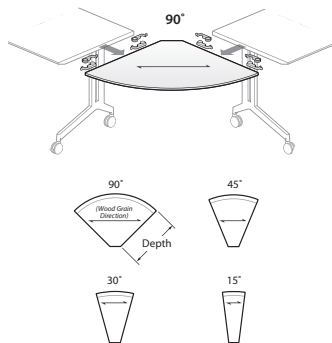
- A** Painted
- B** Polished, add \$468.00 (must specify trim color for stretcher/arms)

- 2) Wood finish color.
- 3) Base/Stretcher trim color.
- 4) Caster/Glide color.

Note: \$39.52 upcharge list for Metallic and accent trim colors.

Planes Training Tables — Pie Connector — Wood

Depth	Number	① ②	Wood Group A K	Group B K	Wood Group A M	Group B M	Wood Group A U	Group B U
20"(508mm)	TAPC-2015-W	■ ■ N	\$260.00	\$270.40	\$264.16	\$274.56	\$264.16	\$274.56
	TAPC-2030-W	■ ■ N	280.80	291.20	284.96	295.36	284.96	295.36
	TAPC-2045-W	■ ■ N	301.60	312.00	305.76	316.16	305.76	316.16
	TAPC-2090-W	■ ■ N	343.20	353.60	347.36	357.76	347.36	357.76
24"(610mm)	TAPC-2415-W	■ ■ N	\$322.40	\$332.80	\$326.56	\$336.96	\$326.56	\$336.96
	TAPC-2430-W	■ ■ N	343.20	353.60	347.36	357.76	347.36	357.76
	TAPC-2445-W	■ ■ N	364.00	374.40	368.16	378.56	368.16	378.56
	TAPC-2490-W	■ ■ N	405.60	416.00	409.76	420.16	409.76	420.16
30"(762mm)	TAPC-3015-W	■ ■ N	\$384.80	\$395.20	\$388.96	\$399.36	\$388.96	\$399.36
	TAPC-3030-W	■ ■ N	405.60	416.00	409.76	420.16	409.76	420.16
	TAPC-3045-W	■ ■ N	426.40	436.80	430.56	440.96	430.56	440.96
	TAPC-3090-W	■ ■ N	468.00	478.40	472.16	482.56	472.16	482.56



TAPC-W

Features

- Includes 1-3/16"(30mm) thick top and three sets of ganging mechanisms required for support.
- Wood veneer top with 3mm wood edgeband on all sides; cascade or knife wood edge on user side with 3mm wood edgeband on remaining sides.
- Depth shown in nominal dimensions.
- Ships unassembled.

Specification Tips

- 3mm edgeband edge is recommended to allow a flat seam between tables.
- Requires two same-depth Planes C-Leg Training Tables for support; separately specified.
- Additional Table Pass-Through Connector may be required based upon application.
- Wire Manager Clips are available if needed; separately specified.

To Order, Specify:

1) Product number, including;

① Edge Options:

- K** Edgeband
- M** Cascade
- U** Knife

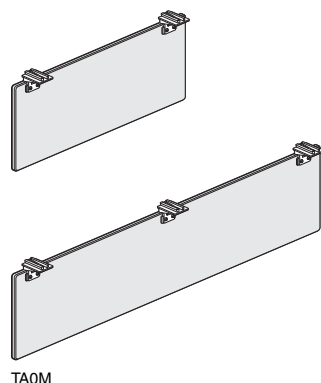
② Core Options:

- S** Standard
- G** Green, add \$109.26 list

2) Wood finish color.

Planes Training Table Modesty Panels

Table Width	Option (P)	Option (F)	Number ①	Fabric Grade						
	Modesty Actual Width	Modesty Actual Width		A	B	C	D	E	F	G
Rectangle										
36"(914mm)	29.5"(749mm)	35.5"(902mm)	TAOM-1336-F	\$218.40	\$270.40	\$280.80	\$293.28	\$312.00	\$330.72	\$353.60
42"(1067mm)	35.5"(902mm)	41.5"(1054mm)	TAOM-1342-F	254.80	312.00	323.44	336.96	357.76	378.56	403.52
48"(1219mm)	41.5"(1054mm)	47.5"(1207mm)	TAOM-1348-F	291.20	353.60	366.08	380.64	403.52	426.40	453.44
54"(1372mm)	47.5"(1207mm)	53.5"(1359mm)	TAOM-1354-F	327.60	395.20	408.72	424.32	449.28	474.24	503.36
60"(1524mm)	53.5"(1359mm)	59.5"(1511mm)	TAOM-1360-F	364.00	436.80	451.36	468.00	495.04	522.08	553.28
66"(1676mm)	59.5"(1511mm)	65.5"(1664mm)	TAOM-1366-F	400.40	478.40	494.00	511.68	540.80	569.92	603.20
72"(1829mm)	65.5"(1664mm)	71.5"(1816mm)	TAOM-1372-F	436.80	520.00	536.64	555.36	586.56	617.76	653.12
78"(1981mm)	71.5"(1816mm)	77.5"(1969mm)	TAOM-1378-F	473.20	561.60	579.28	599.04	632.32	665.60	703.04
84"(2134mm)	77.5"(1969mm)	83.5"(2121mm)	TAOM-1384-F	509.60	603.20	621.92	642.72	678.08	713.44	752.96
90"(2286mm)	83.5"(2121mm)	89.5"(2273mm)	TAOM-1390-F	546.00	644.80	664.56	686.40	723.84	761.28	802.88
96"(2438mm)	89.5"(2273mm)	95.5"(2426mm)	TAOM-1396-F	582.40	686.40	707.20	730.08	769.60	809.12	852.80
Polygon										
55"(1397mm)	41.5"(1054mm)		TAOM-1348-FP	\$291.20	\$353.60	\$366.08	\$380.64	\$403.52	\$426.40	\$453.44
66"(1676mm)	47.5"(1207mm)	53.5"(1359mm)	TAOM-1354-F	327.60	395.20	408.72	424.32	449.28	474.24	503.36
Trapezoid										
36"(914mm)	29.5"(749mm)		TAOM-1336-FP	\$218.40	\$270.40	\$280.80	\$293.28	\$312.00	\$330.72	\$353.60
Half Round										
60"(1524mm)	53.5"(1359mm)	59.5"(1511mm)	TAOM-1360-F	\$364.00	\$436.80	\$451.36	\$468.00	\$495.04	\$522.08	\$553.28



TAOM

Features

- Includes fabric modesty panel and attachment hardware.
- Modesty Panels are 11.59"(294mm) high (actual) and 0.56"(14mm) thick.
- Modesty Panels are mounted 1.4"(36mm) below the table top to allow for wire pass-through.
- Fabric surface is non-tackable.
- Hinged bracket allows for table nesting without modesty panel removal.
- Modesty panel is removable; slides into table attachment brackets. No tools required.
- Modesty Panel Options:
 - (F) Full-width modesty panel will be width of the rectangular table and not for use with tables that are connected with 2-Circuit Modular Power or Quick Connect electrical components.
 - (P) Must be ordered for tables with 2-Circuit Modular Power or Flip Top Units with Quick Connect Power base feed. Modesty Panels are inset 3"(76mm) from each end.
- Screen and hardware are field installed.

Specification Tips

- Modesty Panels are available for use on Planes Training Tables in shapes/sizes indicated. Refer to Specification Guide for application guidelines.
- Powered Planes C-Leg Training Tables in an in-line application connected with 2-Circuit Modular Power or Quick Connect power require a 6"(152mm) gap between modesty panels for code compliance.
- Non-Powered Planes C-Leg Training Tables in an in-line application do not require a gap between modesty panels.

To Order, Specify:

1) Product number, including:

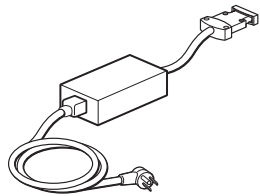
① Modesty Panel Options:

- F Full width, add \$41.60 list
- P Powered Table

2) Fabric color.

Planes Training Tables Quick Connect Power — Flip Top Unit Accessories

	Length	Number	Price
Starter Box		EAEB-0072-1	\$561.60



EAEB



Features

- Includes 120”(3048mm) 15 Amp cord and starter box with female connector.
- Starter box with 15 Amp breaker (NEMA 5-15P configuration) features system indicator to limit number of connections.

To Order, Specify:

- 1) Product number.
(No finish specification required.)

Specification Tips

- Modular Connection attaches to a Flip Top Unit or Pass-Through Connector.
- Plug connects to building power receptacle.
- Planes Training Table applications may have up to eight modular connections; eight Flip Top Units and/or Pass-Through Connectors per Starter Box.
- **UL 962 recognized — For use with Planes C-Leg Training Tables only.**

Table Pass-Through Connector	36”(914mm)	EAEJ-0036-1	\$ 83.20
	60”(1524mm)	EAEJ-0060-1	104.00



EAEJ-1



Features

- Includes 36”(914mm) or 60”(1524mm) Pass-Through Connector with male and female connections.
- For use when additional Table Pass-Through Connector length is required between Flip Top Units.

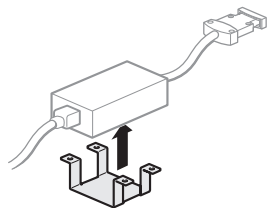
To Order, Specify:

- 1) Product number.
(No finish specification required.)

Specification Tips

- Needed for rectangles greater than 60”(1524mm).
- May be needed for non-linear powered Planes C-Leg Training Table applications.
- Refer to Specification Guide for application guidelines.
- **UL 962 recognized — For use with Planes C-Leg Training Tables only.**

Starter Box Bracket		TA01-0227	\$10.40
----------------------------	--	-----------	---------



TA01-0227

Features

- Includes one starter box bracket for mounting starter box under table (outside of stretcher).
- Standard in black.
- Field installed.


To Order, Specify:

- 1) Product number.
(No finish specification required.)

Specification Tip

- Required for use with non-flip Planes C-Leg Training Tables with starter box.

Wire Manager Clips		TA01-0225	\$20.80
---------------------------	--	-----------	---------



TA01-0225

Features

- Includes ten wire manager clips and screws.
- Standard in black plastic.
- Field installed.

To Order, Specify:

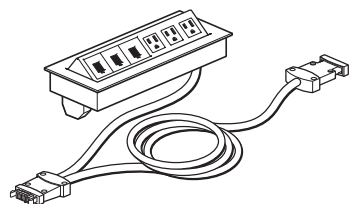
- 1) Product number.
(No finish specification required.)

Specification Tip

- Specify for cord management as needed.

Planes Training Tables Quick Connect Power — Flip Top Unit Accessories

Flip Top Units



EAE1-A331



Bezel Width	Bezel Depth	Configuration	Color	Flip Top Unit Cutout Code Options	Number	Price
Single Circuit Base Feed Power						
5 1/4"(133mm)	4 3/8"(111mm)	1 Power, 1 Data	Black	A, B	EAE1-A111-B1	\$676.00
		1 Power, 1 Data	White	A, B	EAE1-A111-W1	520.00
		2 Power, 0 Data	Black	A, B	EAE1-AB01-B1	676.00
		2 Power, 0 Data	White	A, B	EAE1-AB01-W1	520.00
8 5/16"(211mm)	4 3/8"(111mm)	2 Power, 2 Data	Black	F, V	EAE1-A221-B1	\$717.60
		2 Power, 2 Data	White	F, V	EAE1-A221-W1	561.60
		3 Power, 1 Data	Black	F, V	EAE1-A311-B1	717.60
		3 Power, 1 Data	White	F, V	EAE1-A311-W1	561.60
11 1/4" (286mm)	4 3/8"(111mm)	3 Power, 3 Data	Black	J, K	EAE1-A331-B1	\$748.80
		3 Power, 3 Data	White	J, K	EAE1-A331-W1	592.80

Features

- Includes one flip top unit with power outlets (15 Amp NEMA 5-15R configuration) and communication openings as specified, 60"(1524mm) modular connectors (one female, one male), mounting clips, and multiple data jack adaptors to accommodate most varieties of field-supplied jacks.
- Flip top units come in either an anodized finish with white receptacles or all black.
- Modular connection provides power distribution between tables.
- Non-sequential modular power connections allow easy table reconfiguration.
- Flip top unit is flush mounted with spring release cover.
- Flip top unit overall height is 2 3/4"(70mm) and will extend below the table top.
- Ships assembled.

To Order, Specify:

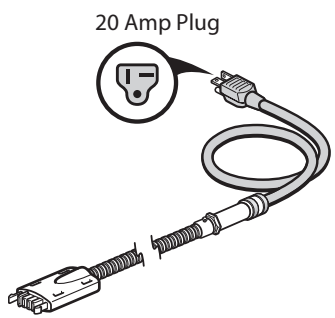

- 1) Product number.
(No finish specification required.)

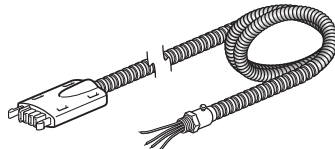


Note: Order flip top units to match flip top unit cutout option specified for each table (A/B, F/V or J/K).

Specification Tips

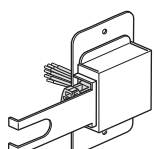


- **UL 962 recognized — For use with Planes C-Leg Training Tables only.**
- Planes Training Table application may have up to eight modular connections; eight Flip Top Units and/or Pass-Through Connectors per Starter Box.
- **Separately specify Starter Box to provide power to Flip Top Units.**
- Separately specified table ganging mechanisms are required.
- **For use with 120 volt 60 hertz power source only.**
- **Electric application requires prior approval by authority having jurisdiction.**
- Table Pass Through Connector needed for rectangles greater than 60"(1524mm) wide and some non-linear applications.

Planes Training Tables 2-Circuit — Power Feeds

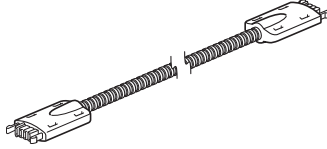


	Description	Number	Price
 <p>20 Amp Plug</p> <p>EAEB-2024-2C</p> <p></p>	Single Circuit Corded Base Feed — for use with 2-Circuit, 20 Amp 20 Amp (USA Only)	EAEB-2024-2C	\$329.68
	Feature <ul style="list-style-type: none"> Includes one 24"(610mm) black cord with NEMA 5-20P plug plus a 48"(1219mm) flexible metal conduit (unpainted) with modular male connector standard in black. <hr/> Specification Tips <ul style="list-style-type: none"> For use on Planes C-Leg Training Tables only. Provides power to circuit one only. For use with 120 volt 60 hertz power source only. Electric application requires prior approval by authority having jurisdiction. Base Feed accesses common ground only. Requires a 20 Amp, 125 volt power receptacle (NEMA 5 20-R) for connection to building power (not included). Not for use in Canada due to electrical code restrictions. Corded Base Feed is PVC free. 	To Order, Specify: 1) Product number. (No finish specification required.)	

	Description	Length	Number	Price
 <p>EAEB</p> <p></p> <p></p>	Hardwire Modular Base Feed — 2-Circuit 20 Amp	48"(1219mm)	EAEB-2048-2H	\$ 98.80
		60"(1524mm)	EAEB-2060-2H	109.20
		72"(1829mm)	EAEB-2072-2H	119.60
		96"(2438mm)	EAEB-2096-2H	140.40
		120"(3048mm)	EAEB-20C0-2H	161.20
		180"(4572mm)	EAEB-20J0-2H	213.20
		240"(6096mm)	EAEB-20Q0-2H	265.20
	300"(7620mm)	EAEB-20W0-2H	317.20	

Feature <ul style="list-style-type: none"> Includes one flexible metal conduit (unpainted) base feed with four 12-gauge wires for up to two 20 Amp circuits of power and one modular male connector standard in black. <hr/> Specification Tips <ul style="list-style-type: none"> For 2-circuit modular power components. Do not mix with other systems. For use for floor, column or wall hardwire connections. For use with 120 volt 60 hertz power source only. Electric application requires prior approval by authority having jurisdiction. Base Feed accesses common ground only. 	To Order, Specify: 1) Product number. (No finish specification required.)	
---	--	--

 <p>EAWP-0004-21</p> <p></p> <p></p>	Wall Feed — 2-Circuit	EAWP-0004-21	\$95.68
Features <ul style="list-style-type: none"> Includes one 2-circuit wall feed with female connector and four 12-gauge wires for up to two 20 Amp circuits. Standard in black. <hr/> Specification Tips <ul style="list-style-type: none"> For use with 2-Circuit components only. Do not mix with other power systems. For use with separately specified 2-circuit Pass-Through Connector. For use with 120 volt 60 hertz power source only. Electric application requires prior approval by authority having jurisdiction. For mounting on vertical surfaces only. 	To Order, Specify: 1) Product number. (No finish specification required.)		

Planes Training Tables 2-Circuit — Modular Power Pass-Through

	Connector Width	Number	Price
Tables Pass-Through Connector — 2-Circuit  EAEJ  	12"(305mm)	EAEJ-0012-2	\$ 62.40
	18"(457mm)	EAEJ-0018-2	67.60
	24"(610mm)	EAEJ-0024-2	72.80
	30"(762mm)	EAEJ-0030-2	78.00
	36"(914mm)	EAEJ-0036-2	83.20
	42"(1067mm)	EAEJ-0042-2	88.40
	48"(1219mm)	EAEJ-0048-2	93.60
	54"(1372mm)	EAEJ-0054-2	98.80
	60"(1524mm)	EAEJ-0060-2	104.00
	66"(1676mm)	EAEJ-0066-2	109.20
	72"(1829mm)	EAEJ-0072-2	114.40
	78"(1981mm)	EAEJ-0078-2	119.60
96"(2438mm)	EAEJ-0096-2	135.20	

Features

- Includes one flexible metal conduit (unpainted) connector with modular male connectors standard in black.
- System is 4-wire with 2 circuits, 20 Amps each.
- Modular connectors are PVC-free.

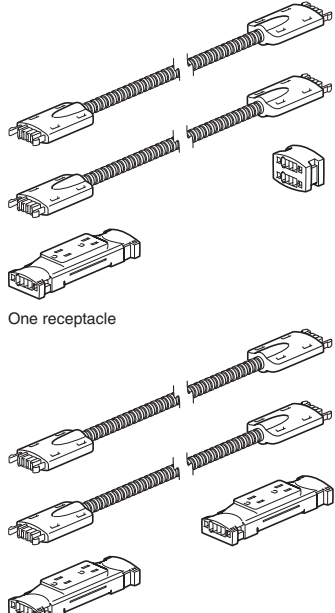
To Order, Specify:

- 1) Product number.
(No finish specification required.)

Specification Tips

- For use with other 2-Circuit components only. Do not mix with other systems.
- Required for use with wall feed component to bring building power to Planes Training tables or for use to pass power between tables.
- **For use with 120 volt 60 hertz power source only.**
- **Electric application requires prior approval by authority having jurisdiction.**
- Pass-Through Connectors cannot be coupled together; separately specify Four-Port Splitter to connect Pass-Through Connectors.

Planes Training Tables 2-Circuit — Modular Power Kits

	Table Width	Number of Receptacles	Number	Price
 <p>One receptacle</p> <p>Two receptacles EAEM</p>	Modular Power Kits — 2-Circuit			
	Rectangle			
	36"(914mm)	1	EAEM-3624-2JB	\$287.04
	42"(1067mm)	2	EAEM-4224-2JB	291.20
	48"(1219mm)	2	EAEM-4824-2JB	295.36
	54"(1372mm)	2	EAEM-5424-2JB	299.52
	60"(1524mm)	2	EAEM-6024-2JB	303.68
	66"(1676mm)	2	EAEM-6624-2JB	307.84
	72"(1829mm)	2	EAEM-7224-2JB	312.00
	78"(1981mm)	2	EAEM-7824-2JB	316.16
	84"(2134mm)	2	EAEM-8424-2JB	320.32
	90"(2286mm)	2	EAEM-9024-2JB	324.48
	96"(2438mm)	2	EAEM-9624-2JB	328.64
	Polygon			
	55"(1397mm)	2	EAEM-5524-2JB	\$303.68
	66"(1676mm)	2	EAEM-6624-2JBP	307.84
	Trapezoid			
	60"(1524mm)	2	EAEM-6024-2JBT	\$295.36
Crescent				
68"(1727mm)	2	EAEM-6824-2JB	\$312.00	
Half Round				
60"(1524mm)	2	EAEM-6024-2JBH	\$303.68	



Features

- Kit with one receptacle includes two Pass-Through Connectors with flexible metal conduit (unpainted) with modular male connectors standard in black, one duplex receptacle (NEMA 5-15R configuration) and one Four-Port Splitter both standard in black.
- Kit with two receptacles includes two Pass-Through Connectors with flexible metal conduit (unpainted) with modular male connectors standard in black and two duplex receptacles (NEMA 5-15R configuration) standard in black.
- Receptacle(s) have two 15 Amp outlets (NEMA 5-15R configuration).
- Kit with one receptacle includes a circuit one receptacle.
- Kit with two receptacles includes a circuit one and a circuit two receptacle.
- Receptacles are circuit specific, accessing only common ground.
- System is 4-wire with 2 circuits; system rated for 20 Amps.
- Components are PVC-free.

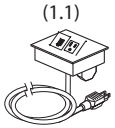
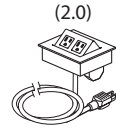
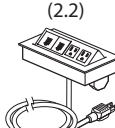
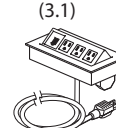
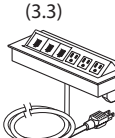
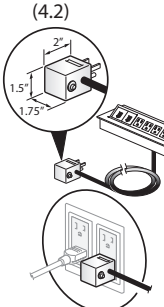
To Order, Specify:

- 1) Product number.
(No finish specification required.)

Specification Tips

- **Designed for use with Planes C-Leg Training Tables only.**
- Included Pass-Through Connector is for use with in-line Planes Training Table applications; additional Pass-Through Connectors may be required for non-linear table applications.
- For use with separately specified corded Flip Top Unit.
- Separately specified table ganging mechanisms are required.
- **For use with 120 volt 60 hertz power source only.**
- **Electric application requires prior approval by authority having jurisdiction.**
- Up to 13 duplex receptacles allowed per circuit. (10 duplex receptacles in Canada)
- Up to 26 duplex receptacles per hardwired modular base feed. (20 duplex receptacles in Canada)

Planes Training Tables 2-Circuit — Flip Top Unit

	Bezel Width	Bezel Depth	Configuration	Flip Top Unit Cutout Code Options	Number	Price
Flip Top Unit Corded Electrical Flip Top Units      	Corded Single-Sided Outlets					
	5 5/16"(133mm)	4 3/8"(111mm)	1 Power, 1 Data	A, B	EUE1-0000-1111W	\$379.60
			2 Power, 0 Data	A, B	EUE1-0000-1B01W	379.60
	8 5/16"(211mm)		2 Power, 2 Data	F, V	EUE1-0000-1221W	\$455.26
			3 Power, 1 Data	F, V	EUE1-0000-1311W	455.26
	11 1/4"(286mm)		3 Power, 3 Data	J, K	EUE1-0000-1331W	\$455.26
			4 Power, 2 Data	J, K	EUE1-0000-1421W	455.26
	Hardwire Single-Sided Outlets					
	5 5/16"(133mm)	4 3/8"(111mm)	1 Power, 1 Data	A, B	EUE1-0000-C111W	\$442.00
			2 Power, 0 Data	A, B	EUE1-0000-CB01W	442.00
	8 5/16"(211mm)		2 Power, 2 Data	F, V	EUE1-0000-C221W	\$519.53
	11 1/4"(286mm)		3 Power, 3 Data	J, K	EUE1-0000-C331W	\$519.53

Features

- Flip top unit includes one flip top unit with power outlets 15 Amp NEMA 5-15R configuration and communication openings, mounting clips, multiple data jack adapters to accommodate most varieties of field supplied data jacks, also includes blank data covers.
- Corded Flip Top Unit has 12 foot, 15 Amp cord with plug.
- Hardwire Flip Top Unit has 6 foot flexible metal conduit feed with wires for hardwire connection.
- Flip top unit is flush mounted with spring release cover.
- Flip top unit overall height is 2 3/4"(70mm) and will extend below the table tops.
- Standard in anodized finish.
- Field installed.
- Ships assembled.

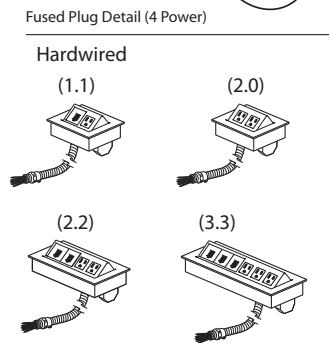
To Order, Specify:

- 1) Product number.
(No finish specification required.)

Note: Order Flip Top Units to match Flip Top Unit cutout option specified for each table (A/B, F/V or J/K).

Specification Tips

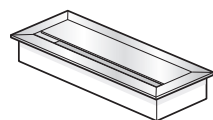
- **Corded Flip Top Unit may be used with 2-circuit modular kits or may access building power.**
- **For use with all Planes C-Leg Training tables where power and data cutouts have been specified.**
- Separately specified table ganging mechanisms are required.
- Flip top unit can be retrofitted; requires field cutout and installation.
- **For use with 120 volt 60 hertz power source only.**
- **Electric application requires prior approval by authority having jurisdiction.**



EUE1
Class YA – SIN 711-1;
Discount Group XIII



Flip Top Unit — Hatch



EUG1
Class TA – SIN 711-11;
Discount Group X

Finishes	Bezel Width	Bezel Depth	Flip Top Unit Cutout Code	Configuration	Number	Price
Anodized						
	5 5/16"(133mm)	4 3/8"(111mm)	A, B	2	EUG1-0000-G2NNNW	\$166.40
	8 5/16"(211mm)		F, V	4	EUG1-0000-G4NNNW	176.80
	11 1/4"(286mm)		J, K	6	EUG1-0000-G6NNNW	187.20
Black						
	5 5/16"(133mm)	4 3/8"(111mm)	A, B	2	EUG1-0000-G2NNNB	\$218.40
	8 5/16"(211mm)		F, V	4	EUG1-0000-G4NNNB	228.80
	11 1/4"(286mm)		J, K	6	EUG1-0000-G6NNNB	239.20

Features

- Includes one flip top unit hatch.
- Hatch is flush mounted with spring release cover; 1/2"(13mm) gap between cover and bezel for cords.
- Available in anodized or black finish.
- Field installed.

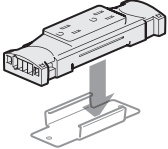

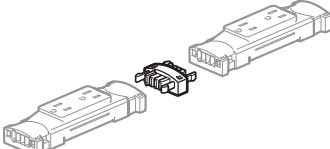

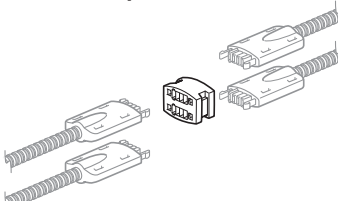

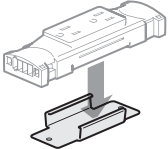
To Order, Specify:

- 1) Product number.
(No finish specification required.)

Specification Tips

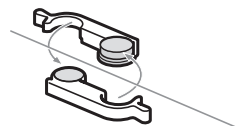
- Specify for cord management as needed.
- Order hatch to match cutouts specified for each table.

Planes Training Tables 2-Circuit — Modular Power Components

	Description	Circuit Access	Number	Price
Receptacles — 15 Amp 2-Circuit  EAER 	2-Circuit	1	EAER-0015-21G	\$62.40
		2	EAER-0015-22G	62.40
Features <ul style="list-style-type: none"> Includes one modular 15 Amp duplex receptacle (NEMA 5-15R) with integral latching system. Receptacles are PVC-free and standard in black. 		To Order, Specify: <ol style="list-style-type: none"> Product number. (No finish specification required.) 		
Specification Tips <ul style="list-style-type: none"> For use with 2-Circuit components only. Do not mix with other power systems. Receptacle(s) are included with Modular Power Kits. For use with 120 volt 60 hertz power source only. Electric application requires prior approval by authority having jurisdiction. Up to 13 duplex receptacles allowed per circuit. (10 duplex receptacles in Canada) Up to 26 duplex receptacles per hardwired modular base feed. (20 duplex receptacles in Canada) 				
Receptacle Block Connector  EAED-0000-22 	2-Circuit, 2-Port		EAED-0000-22	\$13.52
	Features <ul style="list-style-type: none"> Includes one receptacle block connector. Receptacle Block Connectors are PVC-free and standard in black. 	To Order, Specify: <ol style="list-style-type: none"> Product number. (No finish specification required.) 		
Specification Tips <ul style="list-style-type: none"> For use with 2-Circuit components only. Do not mix with other power systems. Used for connecting two receptacles. For use with 120 volt 60 hertz power source only. Electric application requires prior approval by authority having jurisdiction. 				
Four-Port Splitter  EAED-0000-24 	2-Circuit, 4-Port		EAED-0000-24	\$24.48
	Features <ul style="list-style-type: none"> Includes one four-port splitter. Four-Port Splitters are PVC-free and standard in black. 	To Order, Specify: <ol style="list-style-type: none"> Product number. (No finish specification required.) 		
Specification Tips <ul style="list-style-type: none"> For use with 2-Circuit components only. Do not mix with other power systems. Used for connecting pass-through connectors. Four-Port Splitters are included with Modular Power Kits. For use with 120 volt 60 hertz power source only. Electric application requires prior approval by authority having jurisdiction. 				
Mounting Bracket — Receptacle  TA01-0224			TA01-0224	\$5.20
	Features <ul style="list-style-type: none"> Includes one mounting bracket and mounting screws. Standard in black. Field installed. 	To Order, Specify: <ol style="list-style-type: none"> Product number. (No finish specification required.) 		
Specification Tips <ul style="list-style-type: none"> For use to mount receptacles to table bottom in reconfiguration applications if needed. Mounting Brackets are included with all Planes C-Leg Training Tables. 				

Planes Accessories

	Number	Price
Ganging Mechanism	TA01-0222	\$100.00



TA01-0222
(one set)

Features

- Includes four (two sets) ganging mechanisms and attachment hardware.
- Standard in black.
- Ganging Mechanism required for in-line powered Planes C-Leg and Y-Leg Training Tables.
- Field installed.

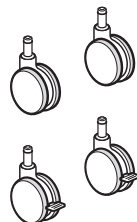
To Order, Specify:

- 1) Product number.
(No finish specification required.)

Specification Tip

- Planes C-Leg Training Tables are drilled for ganging mechanisms.

Casters	TA01-0216	\$27.04
----------------	-----------	---------



TA01-0216

Features

- Includes 4 casters: 2 locking, 2 non-locking.
–Casters are available with:
 Light platinum or fog hub with graphite tread, or black hub with black tread.
- Field installed.

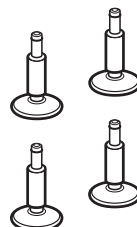
To Order, Specify:

- 1) Product number.
- 2) Trim color for hub.

Specification Tips

- Casters are for use with Planes C-Leg and Y-Leg Training Tables and carts.
- Casters and glides are field interchangeable.

Glides	Description	Number	Price
	Painted Stem	TA01-0215	\$110.32
	Polished Stem	TA01-0223	\$110.32



TA01-0215

Features

- Includes 4 adjustable glides.
- Glides have 1/2" (13mm) height adjustment.
- Glides stems are either painted (specify paint trim color) or polished aluminum.
- Glide base disc is available in light platinum, fog or black (specify trim color).
- Field installed.

To Order, Specify:

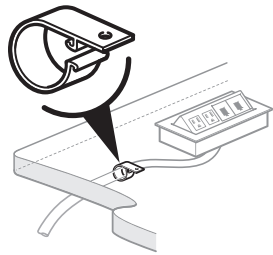
- 1) Product number.
- 2) Stem trim color (for painted Glide).
- 3) Base Disc trim color.

Specification Tips

- Glides are for use with Planes C-Leg and Y-Leg Training Tables and carts.
- Casters and glides are field interchangeable.

Planes Accessories

	Number	Price
Wire Manager Clips	TA01-0225	\$20.80



Features

- Includes ten wire manager clips and screws.
- Standard in black.
- Field installed.

To Order, Specify:

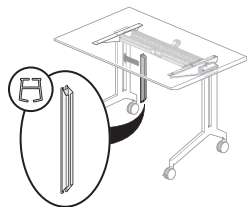
- 1) Product number.
(No finish specification required.)

Specification Tip

- Specify for cord management as needed.

TA01-0225
Class TA – SIN 711-11;
Discount Group X

	Length	Number	Price
Vertical Wire Manager	16"(406mm)	TA01-0228-F	\$38.48



Features

- Includes one plastic wire manager.
- Standard in black.
- Field installed.

To Order, Specify:

- 1) Product number.
(No finish specification required.)

Specification Tip

- For use on Planes C-Leg Training Tables for wire management.
- Snaps into top portion of C-leg base.

TA01-0228
Class TA – SIN 711-11;
Discount Group X

	Top Thickness	Number	Price
Grommet	1 3/16"(30mm)	WQAG-0303-PS	\$26.78



Features

- Includes one 3"(76mm) diameter grommet with cover.
- Requires 2 3/4"(70mm) diameter field drilled hole.
- Field installed.

To Order, Specify:

- 1) Product number.
- 2) Trim color.

Note: \$5.36 upcharge list for Metallic and accent trim colors.

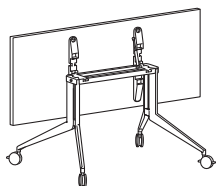
WQAG-PS
Class PT – SIN 711-11;
Discount Group IX

Planes Collaborative Tables — Rectangular — Laminate

Y-Leg Flip Top or Non-Flip Top Table

Depth	Width	Laminate Number	①②③④				Laminate A					Laminate B						
			T	J	V1	V2	F	T	J	V1	V2	F						
Flip Top Tables																		
30"(762mm)	60"(1524mm)	TARA-3060-L	■	■	■	Y	4	◆	\$1048.32	\$1082.52	\$1104.12	\$1134.72	\$1276.92	\$1107.72	\$1141.92	\$1163.52	\$1194.12	\$1336.32
	66"(1676mm)	TARA-3066-L	■	■	■	Y	4	◆	1100.07	1136.55	1159.59	1192.23	1343.91	1165.37	1201.85	1224.89	1257.53	1409.21
	72"(1829mm)	TARA-3072-L	■	■	■	Y	4	◆	1151.82	1190.58	1215.06	1249.74	1410.90	1223.02	1261.78	1286.26	1320.94	1482.10
36"(914mm)	60"(1524mm)	TARA-3660-L	■	■	■	Y	4	◆	\$1151.82	\$1188.30	\$1211.34	\$1243.98	\$1395.66	\$1223.02	\$1259.50	\$1282.54	\$1315.18	\$1466.86
	66"(1676mm)	TARA-3666-L	■	■	■	Y	4	◆	1213.92	1252.68	1277.16	1311.84	1473.00	1292.20	1330.96	1355.44	1390.12	1551.28
	72"(1829mm)	TARA-3672-L	■	■	■	Y	4	◆	1276.02	1317.06	1342.98	1379.70	1550.34	1361.38	1402.42	1428.34	1465.06	1635.70
Non-Flip Top Tables																		
30"(762mm)	60"(1524mm)	TARA-3060-L	■	■	■	Y	4	◆	\$1048.32	\$1082.52	\$1104.12	\$1134.72	\$1276.92	\$1107.72	\$1141.92	\$1163.52	\$1194.12	\$1336.32
	66"(1676mm)	TARA-3066-L	■	■	■	Y	4	◆	1100.07	1136.55	1159.59	1192.23	1343.91	1165.37	1201.85	1224.89	1257.53	1409.21
	72"(1829mm)	TARA-3072-L	■	■	■	Y	4	◆	1151.82	1190.58	1215.06	1249.74	1410.90	1223.02	1261.78	1286.26	1320.94	1482.10
36"(914mm)	60"(1524mm)	TARA-3660-L	■	■	■	Y	4	◆	\$1151.82	\$1188.30	\$1211.34	\$1243.98	\$1395.66	\$1223.02	\$1259.50	\$1282.54	\$1315.18	\$1466.86
	66"(1676mm)	TARA-3666-L	■	■	■	Y	4	◆	1213.92	1252.68	1277.16	1311.84	1473.00	1292.20	1330.96	1355.44	1390.12	1551.28
	72"(1829mm)	TARA-3672-L	■	■	■	Y	4	◆	1276.02	1317.06	1342.98	1379.70	1550.34	1361.38	1402.42	1428.34	1465.06	1635.70
	78"(1981mm)	TARA-3678-L	■	■	■	Y	4	◆	1338.12	1381.44	1408.80	1447.56	1627.68	1430.56	1473.88	1501.24	1540.00	1720.12
	84"(2134mm)	TARA-3684-L	■	■	■	Y	4	◆	1400.22	1445.82	1474.62	1515.42	1705.02	1499.74	1545.34	1574.14	1614.94	1804.54
	90"(2286mm)	TARA-3690-L	■	■	■	Y	4	◆	1462.32	1510.20	1540.44	1583.28	1782.36	1568.92	1616.80	1647.04	1689.88	1888.96
	96"(2438mm)	TARA-3696-L	■	■	■	Y	4	◆	1524.42	1574.58	1606.26	1651.14	1859.70	1638.10	1688.26	1719.94	1764.82	1973.38

Flip Top Table



Non-Flip Top Table



TARA

Features

- Includes 1 3/16"(30mm) thick top, two Y-leg assemblies, stretcher and hardware.
 - Standard table height is 29"(737mm) with 27 7/8"(708mm) knee clearance.
 - Laminate top with T-mold, 3mm edgeband, cascade or knife edges.
 - Top available in standard or green core option.
 - Base Options:
 - Flip Top Table with casters (H) or with glides (F).
 - Non-flip Top Table with casters (C) or with glides (G).
 - Flip Top Table:
 - Table top flips from horizontal to vertical position via pneumatic assist mechanism activated by two finger pulls.
 - Tables nest when flipped to vertical position. Refer to Specification Guide for details.
 - Base and stretcher are painted aluminum.
 - Stretcher provides lay-in cable management.
 - Optional Flip top unit electrical modules are separately specified. Refer to electrical components for appropriate product specification.
 - Optional casters (two locking) or glides are field interchangeable.
 - Casters have light platinum hub with graphite tread.
 - Glides are light platinum with 1/2"(13mm) height adjustment.
 - Depth and width shown in nominal dimensions.
 - Ships unassembled.
- ◆ Available on RUSH with Standard Core only.

Specification Tips

- 3mm edgeband edge is recommended to allow a flat seam between tables.
- The following Planes products are separately specified:
 - Ganging clip
 - Flip top unit electrical modules
 - Grommets (field cut opening)
 - Vertical wire management
 - Y-leg Bumper

To Order, Specify:

- 1) Product number, including:

① Edge Option:

- T T-Mold
- J Edgeband
- V Cascade
- F Knife

② Core Option:

- S Standard ◆
- G Green, add \$109.26 list

③ Flip Top Unit Cutout(s):

- N None
- F Center – single-sided/4 outlets, add \$28.60 list
- J Center – single-sided/6 outlets, add \$28.60 list

④ Base Option (Flip/Non-Flip):

- H Flip Top Table – Casters, add \$106.08 list
- F Flip Top Table – Glides, add \$106.08 list
- C Non-flip Top Table: Casters
- G Non-flip Top Table: Glides

- 2) Laminate surface color.
- 3) Edge trim color.
- 4) Base/Stretcher trim color.

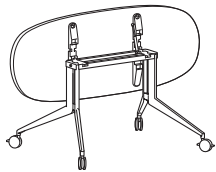
Note: \$39.52 upcharge list for Metallic and accent trim colors.

Planes Collaborative Tables — Pebble — Laminate

Y-Leg Flip Top or Non-Flip Top Table

Depth	Width	Number	① ② ③ ④	Laminate A			Laminate B		
				T	V1	V2	T	V1	V2
Flip Top Tables									
30"(762mm)	60"(1524mm)	TARP-3060-L	■ ■ ■ ■ Y ■ 4 ■	\$1048.32	\$1104.12	\$1134.72	\$1107.72	\$1163.52	\$1194.12
	66"(1676mm)	TARP-3066-L	■ ■ ■ ■ Y ■ 4 ■	1100.07	1159.59	1192.23	1165.37	1224.89	1257.53
	72"(1829mm)	TARP-3072-L	■ ■ ■ ■ Y ■ 4 ■	1151.82	1215.06	1249.74	1223.02	1286.26	1320.94
36"(914mm)	60"(1524mm)	TARP-3660-L	■ ■ ■ ■ Y ■ 4 ■	\$1151.82	\$1211.34	\$1243.98	\$1223.02	\$1282.54	\$1315.18
	66"(1676mm)	TARP-3666-L	■ ■ ■ ■ Y ■ 4 ■	1213.92	1277.16	1311.84	1292.20	1355.44	1390.12
	72"(1829mm)	TARP-3672-L	■ ■ ■ ■ Y ■ 4 ■	1276.02	1342.98	1379.70	1361.38	1428.34	1465.06
Non-Flip Top Tables									
30"(762mm)	60"(1524mm)	TARP-3060-L	■ ■ ■ ■ Y ■ 4 ■	\$1048.32	\$1104.12	\$1134.72	\$1107.72	\$1163.52	\$1194.12
	66"(1676mm)	TARP-3066-L	■ ■ ■ ■ Y ■ 4 ■	1100.07	1159.59	1192.23	1165.37	1224.89	1257.53
	72"(1829mm)	TARP-3072-L	■ ■ ■ ■ Y ■ 4 ■	1151.82	1215.06	1249.74	1223.02	1286.26	1320.94
36"(914mm)	60"(1524mm)	TARP-3660-L	■ ■ ■ ■ Y ■ 4 ■	\$1151.82	\$1211.34	\$1243.98	\$1223.02	\$1282.54	\$1315.18
	66"(1676mm)	TARP-3666-L	■ ■ ■ ■ Y ■ 4 ■	1213.92	1277.16	1311.84	1292.20	1355.44	1390.12
	72"(1829mm)	TARP-3672-L	■ ■ ■ ■ Y ■ 4 ■	1276.02	1342.98	1379.70	1361.38	1428.34	1465.06
	78"(1981mm)	TARP-3678-L	■ ■ ■ ■ Y ■ 4 ■	1338.12	1408.80	1447.56	1430.56	1501.24	1540.00
	84"(2134mm)	TARP-3684-L	■ ■ ■ ■ Y ■ 4 ■	1400.22	1474.62	1515.42	1499.74	1574.14	1614.94
	90"(2286mm)	TARP-3690-L	■ ■ ■ ■ Y ■ 4 ■	1462.32	1540.44	1583.28	1568.92	1647.04	1689.88
	96"(2438mm)	TARP-3696-L	■ ■ ■ ■ Y ■ 4 ■	1524.42	1606.26	1651.14	1638.10	1719.94	1764.82

Flip Top Table



Non-Flip Top Table



TARP

Features

- Includes 1 3/16"(30mm) thick top, two Y-leg assemblies, stretcher and hardware.
 - Standard table height is 29"(737mm) with 27 7/8"(708mm) knee clearance.
 - Laminate top with T-mold, 3mm edgeband, cascade or knife edges.
 - Top available in standard or green core option.
 - Base Options:
 - Flip Top Table with casters (H) or with glides (F).
 - Non-flip Top Table with casters (C) or with glides (G).
 - Flip Top Table:
 - Table top flips from horizontal to vertical position via pneumatic assist mechanism activated by two finger pulls.
 - Tables nest when flipped to vertical position. Refer to Specification Guide for details.
 - Base and stretcher are painted aluminum.
 - Stretcher provides lay-in cable management.
 - Optional Flip top unit electrical modules are separately specified. Refer to electrical components for appropriate product specification.
 - Optional casters (two locking) or glides are field interchangeable.
 - Casters have light platinum hub with graphite tread.
 - Glides are light platinum with 1/2"(13mm) height adjustment.
 - Depth and width shown in nominal dimensions.
 - Ships unassembled.
- Available on RUSH with Standard Core only.

Specification Tips

- The following Planes products are separately specified:
 - Ganging clip
 - Flip top unit electrical modules
 - Grommets (field cut opening)
 - Vertical wire management
 - Y-leg Bumper

To Order, Specify:

- 1) Product number, including:

① Edge Option:

- T T-Mold
- V Cascade

② Core Option:

- S Standard ■
- G Green, add \$109.26 list

③ Flip Top Unit Cutout(s):

- N None
- F Center – single sided/4 outlets, add \$28.60 list
- J Center – single-sided/6 outlets, add \$28.60 list

④ Base Option (Flip/Non-Flip):

- H Flip Top Table – Casters, add \$106.08 list
- F Flip Top Table – Glides, add \$106.08 list
- C Non-flip Top Table: Casters
- G Non-flip Top Table: Glides

- 2) Laminate surface color.
- 3) Edge trim color.
- 4) Base/Stretcher trim color.

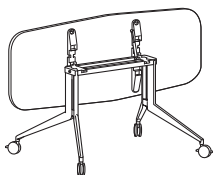
Note: \$39.52 upcharge list for Metallic and accent trim colors.

Planes Collaborative Tables — Hexagon — Laminate

Y-Leg Flip Top or Non-Flip Top Table

Depth	Width	Number	① ② ③ ④	Laminate A			Laminate B		
				T	V1	V2	T	V1	V2
Flip Top Tables									
30"(762mm)	60"(1524mm)	TARX-3060-L	■ ■ ■ ■ Y 4	\$1048.32	\$1104.12	\$1134.72	\$1107.72	\$1163.52	\$1194.12
	66"(1676mm)	TARX-3066-L	■ ■ ■ ■ Y 4	1100.07	1159.59	1192.23	1165.37	1224.89	1257.53
	72"(1829mm)	TARX-3072-L	■ ■ ■ ■ Y 4	1151.82	1215.06	1249.74	1223.02	1286.26	1320.94
36"(914mm)	60"(1524mm)	TARX-3660-L	■ ■ ■ ■ Y 4	\$1151.82	\$1211.34	\$1243.98	\$1223.02	\$1282.54	\$1315.18
	66"(1676mm)	TARX-3666-L	■ ■ ■ ■ Y 4	1213.92	1277.16	1311.84	1292.20	1355.44	1390.12
	72"(1829mm)	TARX-3672-L	■ ■ ■ ■ Y 4	1276.02	1342.98	1379.70	1361.38	1428.34	1465.06
Non-Flip Top Tables									
30"(762mm)	60"(1524mm)	TARX-3060-L	■ ■ ■ ■ Y 4	\$1048.32	\$1104.12	\$1134.72	\$1107.72	\$1163.52	\$1194.12
	66"(1676mm)	TARX-3066-L	■ ■ ■ ■ Y 4	1100.07	1159.59	1192.23	1165.37	1224.89	1257.53
	72"(1829mm)	TARX-3072-L	■ ■ ■ ■ Y 4	1151.82	1215.06	1249.74	1223.02	1286.26	1320.94
36"(914mm)	60"(1524mm)	TARX-3660-L	■ ■ ■ ■ Y 4	\$1151.82	\$1211.34	\$1243.98	\$1223.02	\$1282.54	\$1315.18
	66"(1676mm)	TARX-3666-L	■ ■ ■ ■ Y 4	1213.92	1277.16	1311.84	1292.20	1355.44	1390.12
	72"(1829mm)	TARX-3672-L	■ ■ ■ ■ Y 4	1276.02	1342.98	1379.70	1361.38	1428.34	1465.06
	78"(1981mm)	TARX-3678-L	■ ■ ■ ■ Y 4	1338.12	1408.80	1447.56	1430.56	1501.24	1540.00
	84"(2134mm)	TARX-3684-L	■ ■ ■ ■ Y 4	1400.22	1474.62	1515.42	1499.74	1574.14	1614.94
	90"(2286mm)	TARX-3690-L	■ ■ ■ ■ Y 4	1462.32	1540.44	1583.28	1568.92	1647.04	1689.88
	96"(2438mm)	TARX-3696-L	■ ■ ■ ■ Y 4	1524.42	1606.26	1651.14	1638.10	1719.94	1764.82

Flip Top Table



Non-Flip Top Table



TARX

Features

- Includes 1 3/16"(30mm) thick top, two Y-leg assemblies, stretcher and hardware.
- Standard table height is 29"(737mm) with 27 7/8"(708mm) knee clearance.
- Laminate top with T-mold or cascade edges.
- Top available in standard or green core option.
- Base Options:
 - Flip Top Table with casters (H) or with glides (F).
 - Non-flip Top Table with casters (C) or with glides (G).
- Flip Top Table:
 - Table top flips from horizontal to vertical position via pneumatic assist mechanism activated by two finger pulls.
 - Tables nest when flipped to vertical position. Refer to Specification Guide for details.
- Base and stretcher are painted aluminum.
- Stretcher provides lay-in cable management
- Optional Flip top unit electrical modules are separately specified. Refer to electrical components for appropriate product specification.
- Optional casters (two locking) or glides are field interchangeable.
- Casters have light platinum hub with graphite tread.
- Glides are light platinum with 1/2"(13mm) height adjustment.
- Depth and width shown in nominal dimensions.
- Ships unassembled.
- Available on RUSH with Standard Core only.

Specification Tips

- The following Planes products are separately specified:
 - Ganging clip
 - Flip top unit electrical modules
 - Grommets (field cut opening)
 - Vertical wire management
 - Y-leg Bumper

To Order, Specify:

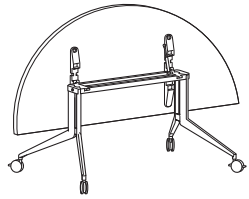
- Product number, including:
 - ① **Edge Option:**
 - T T-Mold
 - V Cascade
 - ② **Core Option:**
 - S Standard ■
 - G Green, add \$109.26 list
 - ③ **Flip Top Unit Cutout(s):**
 - N None
 - F Center – single-sided/4 outlets, add \$28.60 list
 - J Center – single-sided/6 outlets, add \$28.60 list
 - ④ **Base Option (Flip/Non-Flip):**
 - H Flip Top Table – Casters, add \$106.08 list
 - F Flip Top Table – Glides, add \$106.08 list
 - C Non-flip Top Table: Casters
 - G Non-flip Top Table: Glides
 - Laminate surface color.
 - Edge trim color.
 - Base/Stretcher trim color.
- Note:** \$39.52 upcharge list for Metallic and accent trim colors.

Planes Collaborative Tables — Half Round — Laminate

Y-Leg Flip Top or Non-Flip Top Table

Depth	Width	Laminate Number	①②③④				Laminate A				Laminate B								
			T	J	V1	V2	F	T	J	V1	V2	F							
Flip Top Table																			
72"(1829mm)	36"(914mm)	TAHN-3672-L	■	■	■	Y	■	4	■	\$1263.08	\$1304.12	\$1327.88	\$1366.76	\$1533.08	\$1346.84	\$1387.88	\$1411.64	\$1450.52	\$1616.84
Non-Flip Top Table																			
72"(1829mm)	36"(914mm)	TAHN-3672-L	■	■	■	Y	■	4	■	\$1263.08	\$1304.12	\$1327.88	\$1366.76	\$1533.08	\$1346.84	\$1387.88	\$1411.64	\$1450.52	\$1616.84

Flip Top Table



Non-Flip Top Table



TAHN

Features

- Includes 1 3/16"(30mm) thick top, two Y-leg assemblies, stretcher and hardware.
 - Standard table height is 29"(737mm) with 27 7/8"(708mm) knee clearance.
 - Laminate top with T-mold, 3mm edgeband, cascade or knife edges.
 - Top available in standard or green core option.
 - Base Options:
 - Flip Top Table with casters (H) or with glides (F).
 - Non-Flip Top Table with casters (C) or with glides (G).
 - Flip Top Table:
 - Table top flips from horizontal to vertical position via pneumatic assist mechanism activated by two finger pulls.
 - Tables nest when flipped to vertical position. Refer to Specification Guide for details.
 - Base and stretcher are painted aluminum.
 - Stretcher provides lay-in cable management.
 - Optional Flip top unit electrical modules are separately specified. Refer to electrical components for appropriate product specification.
 - Optional casters (two locking) or glides are field interchangeable.
 - Casters have light platinum hub with graphite tread.
 - Glides are light platinum with 1/2"(13mm) height adjustment.
 - Depth and width shown in nominal dimensions.
 - Ships unassembled.
- Available on RUSH with Standard Core only.

Specification Tips

- 3mm edgeband edge is recommended to allow a flat seam between tables.
- Depth is meant to accommodate two 36"(914mm) tables.
- The following Planes products are separately specified:
 - Ganging clip
 - Flip top unit electrical modules
 - Grommets (field cut opening)
 - Vertical wire management
 - Y-leg Bumper

To Order, Specify:

1) Product number, including:

① Edge Option:

- T** T-Mold
- J** Edgeband
- V** Cascade
- F** Knife

② Core Option:

- S** Standard ■
- G** Green, add \$109.26 list

③ Flip Top Unit Cutout(s):

- N** None
- F** Center – single-sided/4 outlets, add \$28.60 list
- J** Center – single-sided/6 outlets, add \$28.60 list

④ Base Option (Flip/Non-Flip):

- H** Flip Top Table – Casters, add \$106.08 list
- F** Flip Top Table – Glides, add \$106.08 list
- C** Non-flip Top Table: Casters
- G** Non-flip Top Table: Glides

- 2) Laminate surface color.
- 3) Edge trim color.
- 4) Base/Stretcher trim color.

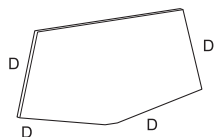
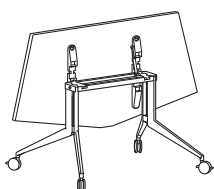
Note: \$39.52 upcharge list for Metallic and accent trim colors.

Planes Collaborative Tables — Polygon — Laminate

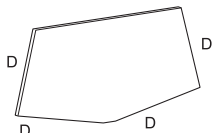
Y-Leg Flip Top or Non-Flip Top Table

Depth	Width	Laminate Number	① ② ③ ④					Laminate A					Laminate B					
			T	J	V1	V2	F	T	J	V1	V2	F						
Flip Top Tables																		
30"(762mm)	60"(1524mm)	TACV-3060-L	■	■	■	Y	4	■	\$1044.80	\$1077.20	\$1098.80	\$1129.40	\$1286.00	\$1105.05	\$1137.45	\$1159.05	\$1189.65	\$1346.25
36"(914mm)	72"(1829mm)	TACV-3672-L	■	■	■	Y	4	■	1275.58	1322.24	1353.34	1397.40	1622.91	1362.23	1408.89	1439.99	1484.05	1709.56
Non-Flip Top Tables																		
30"(762mm)	60"(1524mm)	TACV-3060-L	■	■	■	Y	4	■	\$1044.80	\$1077.20	\$1098.80	\$1129.40	\$1286.00	\$1105.05	\$1137.45	\$1159.05	\$1189.65	\$1346.25
36"(914mm)	72"(1829mm)	TACV-3672-L	■	■	■	Y	4	■	1275.58	1322.24	1353.34	1397.40	1622.91	1362.23	1408.89	1439.99	1484.05	1709.56

Flip Top Table



Non-Flip Top Table



TACV

Features

- Includes 1 3/16"(30mm) thick top, two Y-leg assemblies, stretcher and hardware.
 - Standard table height is 29"(737mm) with 27 7/8"(708mm) knee clearance.
 - Laminate top with T-mold, 3mm edgeband, cascade or knife edges.
 - Top available in standard or green core option.
 - Base Options:
 - Flip Top Table with casters (H) or with glides (F).
 - Non-flip Top Table with casters (C) or with glides (G).
 - Flip Top Table:
 - Table top flips from horizontal to vertical position via pneumatic assist mechanism activated by two finger pulls.
 - Tables nest when flipped to vertical position. Refer to Specification Guide for details.
 - Base and stretcher are painted aluminum.
 - Stretcher provides lay-in cable management.
 - Optional Flip top unit electrical modules are separately specified. Refer to electrical components for appropriate product specification.
 - Optional casters (two locking) or glides are field interchangeable.
 - Casters have light platinum hub with graphite tread.
 - Glides are light platinum with 1/2"(13mm) height adjustment.
 - Depth and width shown in nominal dimensions.
 - Ships unassembled.
- Available on RUSH with Standard Core only.

Specification Tips

- 3mm edgeband edge is recommended to allow a flat seam between tables.
- Depth matches 30"(762mm) or 36"(914mm) deep rectangular tables.
- The following Planes products are separately specified:
 - Ganging clip
 - Flip top unit electrical modules
 - Grommets (field cut opening)
 - Vertical wire management
 - Y-leg Bumper

To Order, Specify:

1) Product number, including:

① Edge Option:

- T T-Mold
- J Edgeband
- V Cascade
- F Knife

② Core Option:

- S Standard ■
- G Green, add \$109.26 list

③ Flip Top Unit Cutout(s):

- N None
- F Center – single-sided/4 outlets, add \$28.60 list
- J Center – single-sided/6 outlets, add \$28.60 list

④ Base Option (Flip/Non-Flip):

- H Flip Top Table – Casters, add \$106.08 list
- F Flip Top Table – Glides, add \$106.08 list
- C Non-flip Top Table: Casters
- G Non-flip Top Table: Glides

- 2) Laminate surface color.
- 3) Edge trim color.
- 4) Base/Stretcher trim color.

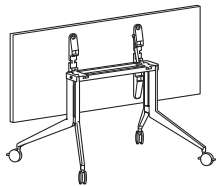
Note: \$39.52 upcharge list for Metallic and accent trim colors.

Planes Collaborative Tables — Rectangular — Wood

Y-Leg Flip Top or Non-Flip Top Table

Depth	Width	Number					Wood	Group B	Wood	Group B	Wood	Group B	
			①	②	③	④	Group A K	K	Group A M	M	Group A U	U	
Flip Top Tables													
30"(762mm)	60"(1524mm)	TARA-3060-W	■	■	■	Y	4	\$1397.72	\$1419.48	\$1583.12	\$1615.68	\$1640.72	\$1673.28
	66"(1676mm)	TARA-3066-W	■	■	■	Y	4	1487.21	1513.40	1684.97	1722.68	1746.41	1784.12
	72"(1829mm)	TARA-3072-W	■	■	■	Y	4	1576.70	1607.32	1786.82	1829.68	1852.10	1894.96
36"(914mm)	60"(1524mm)	TARA-3660-W	■	■	■	Y	4	\$1568.66	\$1598.80	\$1766.42	\$1808.08	\$1827.86	\$1869.52
	66"(1676mm)	TARA-3666-W	■	■	■	Y	4	1674.44	1709.80	1884.56	1932.16	1949.84	1997.44
	72"(1829mm)	TARA-3672-W	■	■	■	Y	4	1780.22	1820.80	2002.70	2056.24	2071.82	2125.36
Non-Flip Top Tables													
30"(762mm)	60"(1524mm)	TARA-3060-W	■	■	■	Y	4	\$1397.72	\$1419.48	\$1583.12	\$1615.68	\$1640.72	\$1673.28
	66"(1676mm)	TARA-3066-W	■	■	■	Y	4	1487.21	1513.40	1684.97	1722.68	1746.41	1784.12
	72"(1829mm)	TARA-3072-W	■	■	■	Y	4	1576.70	1607.32	1786.82	1829.68	1852.10	1894.96
36"(914mm)	60"(1524mm)	TARA-3660-W	■	■	■	Y	4	\$1568.66	\$1598.80	\$1766.42	\$1808.08	\$1827.86	\$1869.52
	66"(1676mm)	TARA-3666-W	■	■	■	Y	4	1674.44	1709.80	1884.56	1932.16	1949.84	1997.44
	72"(1829mm)	TARA-3672-W	■	■	■	Y	4	1780.22	1820.80	2002.70	2056.24	2071.82	2125.36
	78"(1981mm)	TARA-3678-W	■	■	■	Y	4	1886.00	1931.80	2120.84	2180.32	2193.80	2253.28
	84"(2134mm)	TARA-3684-W	■	■	■	Y	4	1991.78	2042.80	2238.98	2304.40	2315.78	2381.20
	90"(2286mm)	TARA-3690-W	■	■	■	Y	4	2097.56	2153.80	2357.12	2428.48	2437.76	2509.12
	96"(2438mm)	TARA-3696-W	■	■	■	Y	4	2203.34	2264.80	2475.26	2552.56	2559.74	2637.04

Flip Top Table



Non-Flip Top Table



TARA

Features

- Includes 1 3/16"(30mm) thick top, two Y-leg assemblies, stretcher and hardware.
- Standard table height is 29"(737mm) with 27 7/8"(708mm) knee clearance.
- Wood veneer top with 3mm wood edgeband, cascade or knife wood edges.
- Top available in standard or green core option.
- Base Options:
 - Flip Top Table with casters (H) or with glides (F).
 - Non-flip Top Table with casters (C) or with glides (G).
- Flip Top Table:
 - Table top flips from horizontal to vertical position via pneumatic assist mechanism activated by two finger pulls.
 - Tables nest when flipped to vertical position. Refer to Specification Guide for details.
- Base and stretcher are painted aluminum.
- Stretcher provides lay-in cable management.
- Optional Flip top unit electrical modules are separately specified. Refer to electrical components for appropriate product specification.
- Optional casters (two locking) or glides are field interchangeable.
- Casters have light platinum hub with graphite tread.
- Glides are light platinum with 1/2"(13mm) height adjustment.
- Depth and width shown in nominal dimensions.
- Ships unassembled.

Specification Tips

- 3mm edgeband edge is recommended to allow a flat seam between tables; refer to Specification Guide.
- The following Planes products are separately specified:
 - Ganging clip
 - Flip top unit electrical modules
 - Grommets (field cut opening)
 - Vertical wire management
 - Y-leg Bumper

To Order, Specify:

1) Product number, including:

① Wood Edge Option:

- K** Edgeband
- M** Cascade
- U** Knife

② Core Option:

- S** Standard
- G** Green, add \$109.26 list

③ Flip Top Unit Cutout(s):

- N** None
- F** Center – single-sided/4 outlets, add \$28.60 list
- J** Center – single-sided/6 outlets, add \$28.60 list

④ Base Options (Flip/Non-Flip):

- H** Flip Top Table – Casters, add \$106.08 list
- F** Flip Top Table – Glides, add \$106.08 list
- C** Non-flip Top Table: Casters
- G** Non-flip Top Table: Glides

2) Wood finish color.

3) Base/Stretcher trim color.

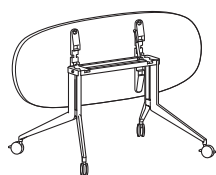
Note: \$39.52 upcharge (list) for Metallic and accent trim colors.

Planes Collaborative Tables — Pebble — Wood

Y-Leg Flip Top or Non-Flip Top Table

Depth	Width	Number						Wood	Group B	Wood	Group B	Wood	Group B
			①	②	③	④	⑤	Group A K	K	Group A M	M	Group A U	U
Flip Top Tables													
30"(762mm)	60"(1524mm)	TARP-3060-W	■	■	Y	■	4	\$1397.72	\$1419.48	\$1583.12	\$1615.68	\$1640.72	\$1673.28
	66"(1676mm)	TARP-3066-W	■	■	Y	■	4	1487.21	1513.40	1684.97	1722.68	1746.41	1784.12
	72"(1829mm)	TARP-3072-W	■	■	Y	■	4	1576.70	1607.32	1786.82	1829.68	1852.10	1894.96
36"(914mm)	60"(1524mm)	TARP-3660-W	■	■	Y	■	4	\$1568.66	\$1598.80	\$1766.42	\$1808.08	\$1827.86	\$1869.52
	66"(1676mm)	TARP-3666-W	■	■	Y	■	4	1674.44	1709.80	1884.56	1932.16	1949.84	1997.44
	72"(1829mm)	TARP-3672-W	■	■	Y	■	4	1780.22	1820.80	2002.70	2056.24	2071.82	2125.36
Non-Flip Top Tables													
30"(762mm)	60"(1524mm)	TARP-3060-W	■	■	Y	■	4	\$1397.72	\$1419.48	\$1583.12	\$1615.68	\$1640.72	\$1673.28
	66"(1676mm)	TARP-3066-W	■	■	Y	■	4	1487.21	1513.40	1684.97	1722.68	1746.41	1784.12
	72"(1829mm)	TARP-3072-W	■	■	Y	■	4	1576.70	1607.32	1786.82	1829.68	1852.10	1894.96
36"(914mm)	60"(1524mm)	TARP-3660-W	■	■	Y	■	4	\$1568.66	\$1598.80	\$1766.42	\$1808.08	\$1827.86	\$1869.52
	66"(1676mm)	TARP-3666-W	■	■	Y	■	4	1674.44	1709.80	1884.56	1932.16	1949.84	1997.44
	72"(1829mm)	TARP-3672-W	■	■	Y	■	4	1780.22	1820.80	2002.70	2056.24	2071.82	2125.36
	78"(1981mm)	TARP-3678-W	■	■	Y	■	4	1886.00	1931.80	2120.84	2180.32	2193.80	2253.28
	84"(2134mm)	TARP-3684-W	■	■	Y	■	4	1991.78	2042.80	2238.98	2304.40	2315.78	2381.20
	90"(2286mm)	TARP-3690-W	■	■	Y	■	4	2097.56	2153.80	2357.12	2428.48	2437.76	2509.12
	96"(2438mm)	TARP-3696-W	■	■	Y	■	4	2203.34	2264.80	2475.26	2552.56	2559.74	2637.04

Flip Top Table



Non-Flip Top Table



TARP

Features

- Includes 1 3/16"(30mm) thick top, two Y-leg assemblies, stretcher and hardware.
- Standard table height is 29"(737mm) with 27 7/8"(708mm) knee clearance.
- Wood veneer top with 3mm wood edgeband, cascade or knife wood edges.
- Top available in standard or green core option.
- Base Options:
 - Flip Top Table with casters (H) or with glides (F).
 - Non-flip Top Table with casters (C) or with glides (G).
- Flip Top Table:
 - Table top flips from horizontal to vertical position via pneumatic assist mechanism activated by two finger pulls.
 - Tables nest when flipped to vertical position. Refer to Specification Guide for details.
- Underside of table top has matching wood veneer surface.
- Base and stretcher are painted aluminum.
- Stretcher provides lay-in cable management.
- Optional Flip top unit electrical modules are separately specified. Refer to electrical components for appropriate product specification.
- Optional casters (two locking) or glides are field interchangeable.
- Casters have light platinum hub with graphite tread.
- Glides are light platinum with 1/2"(13mm) height adjustment.
- Depth and width shown in nominal dimensions.
- Ships unassembled.

Specification Tips

- The following Planes products are separately specified:
 - Ganging clip
 - Flip top unit electrical modules
 - Grommets (field cut opening)
 - Vertical wire management
 - Y-leg Bumper

To Order, Specify:

1) Product number, including:

① Wood Edge Option:

- K** Edgeband
- M** Cascade
- U** Knife

② Core Option:

- S** Standard
- G** Green, add \$109.26 list

③ Flip Top Unit Cutout(s):

- N** None
- F** Center – single-sided/4 outlets, add \$28.60 list
- J** Center – single-sided/6 outlets, add \$28.60 list

④ Base Options (Flip/Non-Flip):

- H** Flip Top Table – Casters, add \$106.08 list
- F** Flip Top Table – Glides, add \$106.08 list
- C** Non-flip Top Table: Casters
- G** Non-flip Top Table: Glides

2) Wood finish color.

3) Base/Stretcher trim color.

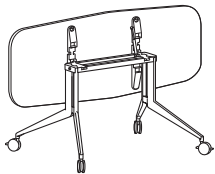
Note: \$39.52 upcharge (list) for Metallic and accent trim colors.

Planes Collaborative Tables — Hexagon — Wood

Y-Leg Flip Top or Non-Flip Top Table

Depth	Width	Number					Wood	Group B	Wood	Group B	Wood	Group B	
			①	②	③	④	Group A K	K	Group A M	M	Group A U	U	
Flip Top Tables													
30"(762mm)	60"(1524mm)	TARX-3060-W	■	■	■	Y	4	\$1397.72	\$1419.48	\$1583.12	\$1615.68	\$1640.72	\$1673.28
	66"(1676mm)	TARX-3066-W	■	■	■	Y	4	1487.21	1513.40	1684.97	1722.68	1746.41	1784.12
	72"(1829mm)	TARX-3072-W	■	■	■	Y	4	1576.70	1607.32	1786.82	1829.68	1852.10	1894.96
36"(914mm)	60"(1524mm)	TARX-3660-W	■	■	■	Y	4	\$1568.66	\$1598.80	\$1766.42	\$1808.08	\$1827.86	\$1869.52
	66"(1676mm)	TARX-3666-W	■	■	■	Y	4	1674.44	1709.80	1884.56	1932.16	1949.84	1997.44
	72"(1829mm)	TARX-3672-W	■	■	■	Y	4	1780.22	1820.80	2002.70	2056.24	2071.82	2125.36
Non-Flip Top Tables													
30"(762mm)	60"(1524mm)	TARX-3060-W	■	■	■	Y	4	\$1397.72	\$1419.48	\$1583.12	\$1615.68	\$1640.72	\$1673.28
	66"(1676mm)	TARX-3066-W	■	■	■	Y	4	1487.21	1513.40	1684.97	1722.68	1746.41	1784.12
	72"(1829mm)	TARX-3072-W	■	■	■	Y	4	1576.70	1607.32	1786.82	1829.68	1852.10	1894.96
36"(914mm)	60"(1524mm)	TARX-3660-W	■	■	■	Y	4	\$1568.66	\$1598.80	\$1766.42	\$1808.08	\$1827.86	\$1869.52
	66"(1676mm)	TARX-3666-W	■	■	■	Y	4	1674.44	1709.80	1884.56	1932.16	1949.84	1997.44
	72"(1829mm)	TARX-3672-W	■	■	■	Y	4	1780.22	1820.80	2002.70	2056.24	2071.82	2125.36
	78"(1981mm)	TARX-3678-W	■	■	■	Y	4	1886.00	1931.80	2120.84	2180.32	2193.80	2253.28
	84"(2134mm)	TARX-3684-W	■	■	■	Y	4	1991.78	2042.80	2238.98	2304.40	2315.78	2381.20
	90"(2286mm)	TARX-3690-W	■	■	■	Y	4	2097.56	2153.80	2357.12	2428.48	2437.76	2509.12
	96"(2438mm)	TARX-3696-W	■	■	■	Y	4	2203.34	2264.80	2475.26	2552.56	2559.74	2637.04

Flip Top Table



Non-Flip Top Table



TARX

Features

- Includes 1 3/16"(30mm) thick top, two Y-leg assemblies, stretcher and hardware.
- Standard table height is 29"(737mm) with 27 7/8"(708mm) knee clearance.
- Wood veneer top with 3mm wood edgeband, cascade or knife wood edges.
- Top available in standard or green core option.
- Base Options:
 - Flip Top Table with casters (H) or with glides (F).
 - Non-flip Top Table with casters (C) or with glides (G).
- Flip Top Table:
 - Table top flips from horizontal to vertical position via pneumatic assist mechanism activated by two finger pulls.
 - Tables nest when flipped to vertical position. Refer to Specification Guide for details.
- Underside of table top has matching wood veneer surface.
- Base and stretcher are painted aluminum.
- Stretcher provides lay-in cable management.
- Optional Flip top unit electrical modules are separately specified. Refer to electrical components for appropriate product specification.
- Optional casters (two locking) or glides are field interchangeable.
- Casters have light platinum hub with graphite tread.
- Glides are light platinum with 1/2"(13mm) height adjustment.
- Depth and width shown in nominal dimensions.
- Ships unassembled.

Specification Tips

- The following Planes products are separately specified:
 - Ganging clip
 - Flip top unit electrical modules
 - Grommets (field cut opening)
 - Vertical wire management
 - Y-leg Bumper

To Order, Specify:

1) Product number, including:

① Wood Edge Option:

- K** Edgeband
- M** Cascade
- U** Knife

② Core Option:

- S** Standard
- G** Green, add \$109.26 list

③ Flip Top Unit Cutout(s):

- N** None
- F** Center – single-sided/4 outlets, add \$28.60 list
- J** Center – single-sided/6 outlets, add \$28.60 list

④ Base Options (Flip/Non-Flip):

- H** Flip Top Table – Casters, add \$106.08 list
- F** Flip Top Table – Glides, add \$106.08 list
- C** Non-flip Top Table: Casters
- G** Non-flip Top Table: Glides

2) Wood finish color.

3) Base/Stretcher trim color.

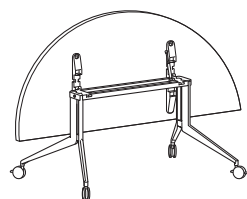
Note: \$39.52 upcharge (list) for Metallic and accent trim colors.

Planes Collaborative Tables — Half Round — Wood

Y-Leg Flip Top or Non-Flip Top Table

Depth	Width	Number					Wood	Group B	Wood	Group B	Wood	Group B		
			①	②	③	④	Group A	K	Group A	M	Group A	U		
Flip Top Tables														
72"(1829mm)	36"(914mm)	TAHN-3672-W	■	■	■	Y	■	4	\$1758.32	\$1797.64	\$1974.32	\$2028.76	\$2043.44	\$2095.72
Non-Flip Top Tables														
72"(1829mm)	36"(914mm)	TAHN-3672-W	■	■	■	Y	■	4	\$1758.32	\$1797.64	\$1974.32	\$2028.76	\$2043.44	\$2095.72

Flip Top Table



Non-Flip Top Table



TAHN

Features

- Includes 1 3/16"(30mm) thick top, two Y-leg assemblies, stretcher and hardware.
- Standard table height is 29"(737mm) with 27 7/8"(708mm) knee clearance.
- Wood veneer top with 3mm wood edgeband, cascade or knife wood edges.
- Top available in standard or green core option.
- Base Options:
 - Flip Top Table with casters (H) or with glides (F).
 - Non-flip Top Table with casters (C) or with glides (G).
- Flip Top Table:
 - Table top flips from horizontal to vertical position via pneumatic assist mechanism activated by two finger pulls.
 - Tables nest when flipped to vertical position. Refer to Specification Guide for details.
- Underside of table top has matching wood veneer surface.
- Base and stretcher are painted aluminum.
- Stretcher provides lay-in cable management.
- Optional Flip top unit electrical modules are separately specified. Refer to electrical components for appropriate product specification.
- Optional casters (two locking) or glides are field interchangeable.
- Casters have light platinum hub with graphite tread.
- Glides are light platinum with 1/2"(13mm) height adjustment.
- Depth and width shown in nominal dimensions.
- Ships unassembled.

Specification Tips

- 3mm edgeband edge is recommended to allow a flat seam between tables.
- Depth is meant to accommodate two 36"(914mm) deep rectangular tables.
- The following Planes products are separately specified:
 - Ganging clip
 - Grommets (field cut opening)
 - Flip top unit electrical modules
 - Vertical wire management
 - Y-leg Bumper

To Order, Specify:

1) Product number, including:

① Edge Option:

- K** Edgeband
- M** Cascade
- U** Knife

② Core Option:

- S** Standard
- G** Green, add \$109.26 list

③ Flip Top Unit Cutout(s):

- N** None
- F** Center – single-sided/4 outlets, add \$28.60 list
- J** Center – single-sided/6 outlets, add \$28.60 list

④ Base Options (Flip/Non-Flip):

- H** Flip Top Table – Casters, add \$106.08 list
- F** Flip Top Table – Glides, add \$106.08 list
- C** Non-flip Top Table: Casters
- G** Non-flip Top Table: Glides

2) Wood finish color.

3) Base/Stretcher trim color.

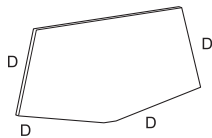
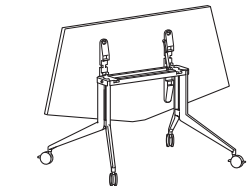
Note: \$39.52 upcharge (list) for Metallic and accent trim colors.

Planes Collaborative Tables — Polygon — Wood

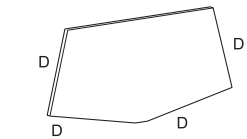
Y-Leg Flip Top or Non-Flip Top Table

Depth	Width	Number					Wood	Wood	Wood	Wood			
			①	②	③	④	Group A	Group B	Group A	Group B			
						K	K	M	M	U	U		
Flip Top Tables													
30"(762mm)	60"(1524mm)	TACV-3060-W	■	■	■	Y	4	\$1428.39	\$1451.39	\$1584.99	\$1615.19	\$1601.19	\$1636.79
36"(914mm)	72"(1829mm)	TACV-3672-W	■	■	■	Y	4	1806.88	1853.20	2032.38	2089.07	2055.71	2120.17
Non-Flip Top Tables													
30"(762mm)	60"(1524mm)	TACV-3060-W	■	■	■	Y	4	\$1428.39	\$1451.39	\$1584.99	\$1615.19	\$1601.19	\$1636.79
36"(914mm)	72"(1829mm)	TACV-3672-W	■	■	■	Y	4	1806.88	1853.20	2032.38	2089.07	2055.71	2120.17

Flip Top Table



Non-Flip Top Table



TACV

Features

- Includes 1 3/16"(30mm) thick top, two Y-leg assemblies, stretcher and hardware.
- Standard table height is 29"(737mm) with 27 7/8"(708mm) knee clearance.
- Wood veneer top with 3mm wood edgeband, cascade or knife wood edges.
- Top available in standard or green core option.
- Base Options:
 - Flip Top Table with casters (H) or with glides (F).
 - Non-flip Top Table with casters (C) or with glides (G).
- Flip Top Table:
 - Table top flips from horizontal to vertical position via pneumatic assist mechanism activated by two finger pulls.
 - Tables nest when flipped to vertical position. Refer to Specification Guide for details.
- Underside of table top has matching wood veneer surface.
- Base and stretcher are painted aluminum.
- Stretcher provides lay-in cable management.
- Optional Flip top unit electrical modules are separately specified. Refer to electrical components for appropriate product specification.
- Optional casters (two locking) or glides are field interchangeable.
- Casters have light platinum hub with graphite tread.
- Glides are light platinum with 1/2"(13mm) height adjustment.
- Depth and width shown in nominal dimensions.
- Ships unassembled.

Specification Tips

- 3mm edgeband edge is recommended to allow a flat seam between tables.
- Depth is meant to accommodate 30"(762mm) or 36"(914mm) deep rectangular tables.
- The following Planes products are separately specified:
 - Ganging clip
 - Grommets (field cut opening)
 - Flip top unit electrical modules
 - Vertical cable management
 - Y-leg Bumper

To Order, Specify:

1) Product number, including:

① Edge Option:

- K** Edgeband
- M** Cascade
- U** Knife

② Core Option:

- S** Standard
- G** Green, add \$109.26 list

③ Flip Top Unit Cutout(s):

- N** None
- F** Center – single-sided/4 outlets, add \$28.60 list
- J** Center – single-sided/6 outlets, add \$28.60 list

④ Base Options (Flip/Non-Flip):


- H** Flip Top Table – Casters, add \$106.08 list
- F** Flip Top Table – Glides, add \$106.08 list
- C** Non-flip Top Table: Casters
- G** Non-flip Top Table: Glides

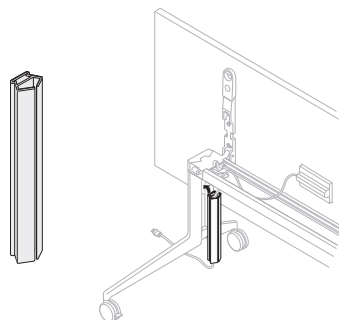
2) Wood finish color.

3) Base/Stretcher trim color.

Note: \$39.52 upcharge (list) for Metallic and accent trim colors.

Planes Collaborative Tables — Accessories

	Width	Length	Number	Price
Vertical Wire Management	2"(51mm)	12"(305mm)	TA01-0212 	\$38.48



Features

- Includes one plastic wire manager sleeve
- Standard in light platinum color
- Field installed

 Available on RUSH.


To Order, Specify:

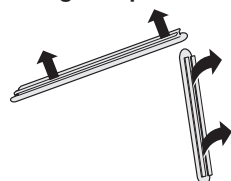
- 1) Product number
(No color specification required.)

Specification Tips

- For use on the Y-leg assembly for flip top unit wire management
- Snaps into top portion of Y-leg assembly.

TA01-0212

	Description	Number	Price
Y-Leg Bumper	For use on 36"(914mm) deep top	TA01-0213 	\$7.43
	For use on 30"(762mm) deep top	TA01-0214	7.43



TA01-0213
TA01-0214

Feature

- Includes 4 bumpers in light platinum.

 Available on RUSH.

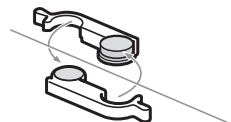
To Order, Specify:

- 1) Product number
(No color specification required.)

Specification Tip

- Protects Y-leg tables when nested.

		Number	Price
Ganging Mechanism		TA01-0222	\$100.00



TA01-0222
(one set)

Features

- Includes four (two sets) ganging mechanisms and attachment hardware.
- Standard in black.
- Ganging Mechanism required for in-line powered Planes C-Leg and Y-Leg Training Tables.
- Field installed.

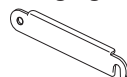
To Order, Specify:

- 1) Product number.
(No finish specification required.)

Specification Tip

- Planes C-Leg Training Tables are drilled for ganging mechanisms.

		Number	Price
Ganging Clip		TA01-0001	\$39.25



TA01-0001

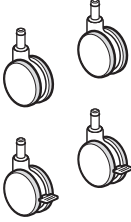
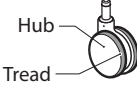
Features

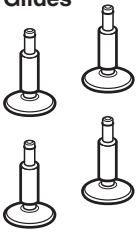
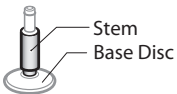
- Includes set of two ganging clips and installation hardware.
- Standard in black.

To Order, Specify:

- 1) Product number.
(No finish specification required.)

Planes Collaborative Tables — Accessories

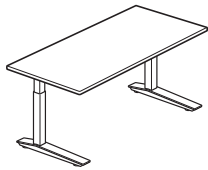
	Number	Price
<p>Casters</p>   <p>Hub Tread</p> <p>TA01-0216</p>	<p>TA01-0216</p> <p>Features</p> <ul style="list-style-type: none"> Includes 4 casters; 2 locking, 2 non-locking. –Casters are available with: <ul style="list-style-type: none"> Light platinum or fog hub with graphite tread, or black hub with black tread. <p>Specification Tip</p> <ul style="list-style-type: none"> Casters are for use with Y-leg tables, carts and easels. Not designed for interior or perimeter leg conference tables. 	<p>To Order, Specify:</p> <ol style="list-style-type: none"> Product number. Trim color for hub.

	Number	Price
<p>Glides</p>   <p>Stem Base Disc</p> <p>TA01-0215</p>	<p>Description</p> <p>Painted Stem</p> <p>TA01-0215</p> <p>Features</p> <ul style="list-style-type: none"> Includes 4 glides. Glides have 1/2"(13mm) height adjustment. Glides stems are either painted (specify paint trim color) or polished aluminum. Glide base disc is available in light platinum, fog or black (specify trim color). <p>Specification Tip</p> <ul style="list-style-type: none"> Glides are for use with Y-leg tables, carts and easels. Not designed for interior or perimeter leg conference tables. 	<p>To Order, Specify:</p> <ol style="list-style-type: none"> Product number. Stem trim color (for painted Glide). Base Disc trim color.

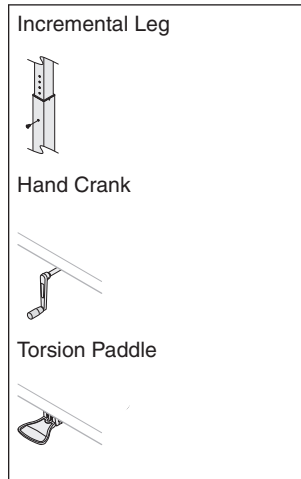
This page intentionally blank

Planes Height Adjustable Tables — Rectangular

Laminate or Wood – Incremental, Crank or Torsion Adjustment



TARA



Features

- Includes 1 3/16”(30mm) thick top, two C-leg base assemblies, wire management clips and height adjustment mechanism and hardware.
- Laminate top with T-Mold or 3mm edgeband edges or wood veneer top with 3mm wood edgeband.
- Top available in standard or green core option.
- Height adjustment mechanisms:
 - Incremental adjustment base assembly adjusts in 1”(25mm) increments within 22”(559mm) to 35”(889mm) height range. Button head screws are standard in bright zinc. Base standard with black telescoping base tubes. Thumbscrew replacement for button head screw is available; separately specified.
 - Hand crank provides 1”(25mm) vertical movement for every 6 turns within 27”(686mm) to 45”(1143mm) height range. Hand crank is field installed on either right or left side and retracts under the table top. Base standard with black telescoping base tubes and J-rails.
 - Torsion pneumatic cylinder provides continuous adjustment range within 27”(686mm) to 45”(1143mm) height range. Paddle is standard in black. Base standard with Trivalent chrome telescoping base tubes.
- Base includes leg assembly and foot; available in painted trim colors.
- Glides have 1”(25mm) height adjustment and are standard in black.
- Grommets are available for field installation; separately specified.
- Single Flip Top Units are available for field installation on 29”(737mm) deep table tops; separately specified. Refer to Specification Guide.
- Depth and width shown in nominal dimensions.
- Ships unassembled.

Specification Tips

- Tops are designed to allow pinch point clearance to accommodate cables; refer to Specification Guide for application guidelines.
- Height adjustable tables not designed to accept AKP’s, suspended or attached pedestals.
- Table load capacity (including top) and weight should be evenly distributed.
 - Incremental and hand crank: 250 pounds
 - Torsion: 100 pounds

To Order, Specify:

1) Product number, including:

① Surface Option:

L Laminate

W Wood

② Edge Option:

T T-Mold

J Edgeband

K Wood Edgeband

③ Core Option:

S Standard

G Green, add **\$109.26** list.

- 2) Laminate surface color or wood finish color.
- 3) Edge trim color (laminate only).
- 4) Base trim color.

Note: **\$39.52** upcharge (list) for Metallic and accent trim colors.

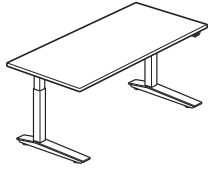
Planes Height Adjustable Tables — Rectangular

Laminate or Wood – Incremental, Crank or Torsion Adjustment

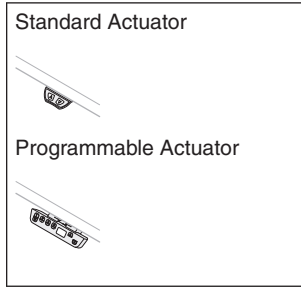
Depth	Width	Number ①②③	Laminate A		Laminate B		Wood		
			T	J	T	J	Group A K	Group B K	
Incremental Adjustment — Height Adjustment Range: 22"(559mm) to 35"(889mm)									
23"(584mm)	34"(864mm)	TARA-2334-■■■ NCD	\$1020.77	\$1041.29	\$1031.74	\$1052.26	\$1301.21	\$1309.41	
	40"(1016mm)	TARA-2340-■■■ NCD	1062.64	1085.32	1075.55	1098.23	1372.60	1382.25	
	46"(1168mm)	TARA-2346-■■■ NCD	1104.52	1129.36	1119.36	1144.20	1444.00	1455.09	
	52"(1321mm)	TARA-2352-■■■ NCD	1146.39	1173.39	1163.16	1190.16	1515.39	1527.93	
	58"(1473mm)	TARA-2358-■■■ NCD	1188.25	1217.41	1206.97	1236.13	1586.77	1600.76	
	64"(1626mm)	TARA-2364-■■■ NCD	1230.13	1261.45	1250.78	1282.10	1658.17	1673.61	
	70"(1778mm)	TARA-2370-■■■ NCD	1272.00	1305.48	1294.58	1328.06	1729.56	1746.44	
29"(737mm)	34"(864mm)	TARA-2934-■■■ NCD	\$1065.38	\$1088.06	\$1079.21	\$1101.89	\$1375.34	\$1385.68	
	40"(1016mm)	TARA-2940-■■■ NCD	1113.56	1138.40	1129.84	1154.68	1453.04	1465.21	
	46"(1168mm)	TARA-2946-■■■ NCD	1161.74	1188.74	1180.46	1207.46	1530.74	1544.73	
	52"(1321mm)	TARA-2952-■■■ NCD	1209.93	1239.09	1231.09	1260.25	1608.45	1624.27	
	58"(1473mm)	TARA-2958-■■■ NCD	1258.11	1289.43	1281.71	1313.03	1686.15	1703.79	
	64"(1626mm)	TARA-2964-■■■ NCD	1306.29	1339.77	1332.33	1365.81	1763.85	1783.32	
	70"(1778mm)	TARA-2970-■■■ NCD	1354.47	1390.11	1382.95	1418.59	1841.55	1862.84	
Crank Adjustment — Height Adjustment Range: 27"(686mm) to 45"(1143mm)									
23"(584mm)	34"(864mm)	TARA-2334-■■■ NCB	\$1365.42	\$1385.94	\$1376.39	\$1396.91	\$1645.86	\$1654.06	
	40"(1016mm)	TARA-2340-■■■ NCB	1414.19	1436.87	1427.10	1449.78	1724.15	1733.80	
	46"(1168mm)	TARA-2346-■■■ NCB	1462.95	1487.79	1477.79	1502.63	1802.43	1813.52	
	52"(1321mm)	TARA-2352-■■■ NCB	1511.72	1538.72	1528.49	1555.49	1880.72	1893.26	
	58"(1473mm)	TARA-2358-■■■ NCB	1560.47	1589.63	1579.19	1608.35	1958.99	1972.98	
	64"(1626mm)	TARA-2364-■■■ NCB	1609.24	1640.56	1629.89	1661.21	2037.28	2052.72	
	70"(1778mm)	TARA-2370-■■■ NCB	1658.01	1691.49	1680.59	1714.07	2115.57	2132.45	
29"(737mm)	34"(864mm)	TARA-2934-■■■ NCB	\$1413.47	\$1436.15	\$1427.30	\$1449.98	\$1723.43	\$1733.77	
	40"(1016mm)	TARA-2940-■■■ NCB	1468.55	1493.39	1484.83	1509.67	1808.03	1820.20	
	46"(1168mm)	TARA-2946-■■■ NCB	1523.63	1550.63	1542.35	1569.35	1892.63	1906.62	
	52"(1321mm)	TARA-2952-■■■ NCB	1578.70	1607.86	1599.86	1629.02	1977.22	1993.04	
	58"(1473mm)	TARA-2958-■■■ NCB	1633.78	1665.10	1657.38	1688.70	2061.82	2079.46	
	64"(1626mm)	TARA-2964-■■■ NCB	1688.85	1722.33	1714.89	1748.37	2146.41	2165.88	
	70"(1778mm)	TARA-2970-■■■ NCB	1743.93	1779.57	1772.41	1808.05	2231.01	2252.30	
Torsion Adjustment — Height Adjustment Range: 27"(686mm) to 45"(1143mm)									
23"(584mm)	34"(864mm)	TARA-2334-■■■ NCA	\$2197.19	\$2217.71	\$2208.16	\$2228.68	\$2477.63	\$2485.83	
	40"(1016mm)	TARA-2340-■■■ NCA	2262.59	2285.27	2275.50	2298.18	2572.55	2582.20	
	46"(1168mm)	TARA-2346-■■■ NCA	2327.99	2352.83	2342.83	2367.67	2667.47	2678.56	
29"(737mm)	34"(864mm)	TARA-2934-■■■ NCA	\$2253.56	\$2276.24	\$2267.39	\$2290.07	\$2563.52	\$2573.86	
	40"(1016mm)	TARA-2940-■■■ NCA	2325.27	2350.11	2341.55	2366.39	2664.75	2676.92	
	46"(1168mm)	TARA-2946-■■■ NCA	2396.98	2423.98	2415.70	2442.70	2765.98	2779.97	

Planes Height Adjustable Tables — Rectangular

Laminate or Wood – Electric Adjustment



TARA



Features

- Includes 1 3/16" (30mm) thick top, two C-leg base assemblies, wire management clips and height adjustment mechanism and hardware.
- Laminate top with T-Mold or 3mm edgeband edges or wood veneer top with 3mm wood edgeband.
- Top available in standard or green core option.
- Height adjustment touch pad actuator options:
 - Single Stage Touch Pad Actuator available in Standard (E) up/down movement or Programmable (R) providing four different up/down programmed heights. Provides 27" (686mm) to 46" (1168mm) continuous height adjustment range.
 - Dual Stage Low Touch Pad Actuator available in Standard (P) up/down adjustment or Programmable (S) stores four different up/down programmed heights. Provides 22" (559mm) to 48" (1219mm) continuous height adjustment range.
 - Dual Stage High Touch Pad Actuator available in Standard (Q) up/down adjustment or Programmable (T) stores four different up/down programmed heights. Provides 24" (610mm) to 50" (1270mm) continuous height adjustment range.
- Touch Pad Actuator:
 - Can be mounted on left or right side of table; predrilled for field installed and field changeable.
 - Touch pad actuator has touch pad controls and standard with black housing.
 - Control box is field installed and standard with black housing.
- Height adjustment: 1" (25mm) per 1.6 seconds.
- Standard with black telescoping base tubes and J-rails.
- Includes: 9.5' (2895.6mm) long black power cord with NEMA 5-15P plug to the building.
- Base includes leg assembly and foot; available in painted trim colors.
- Glides have 1" (25mm) height adjustment and are standard in black.
- Grommets are available for field installation; separately specified.
- Single Flip Top Units are available for field installation on 29" (737mm) deep table tops; separately specified. Refer to Specification Guide.
- Depth and width shown in nominal dimensions.
- Ships unassembled.

Specification Tips

- Tops are designed to allow pinch point clearance to accommodate cables; refer to Specification Guide for application guidelines.
- Height adjustable tables not designed to accept AKP's, suspended or attached pedestals.
- Table load capacity: 250 pounds
- Table load capacity (including top) and weight should be evenly distributed.

To Order, Specify:

1) Product number, including:

① Surface Option:

- L** Laminate
- W** Wood

② Edge Option:

- T** T-Mold
- J** Edgeband
- K** Wood Edgeband

③ Core Option:

- S** Standard
- G** Green, add **\$109.26** list.

④ Height Adjustment Actuator Options:

Single Stage:

- E** Standard
- R** Programmable, add **\$125.84** list.

Dual Stage, Low:

- P** Standard
- S** Programmable, add **\$125.84** list.

Dual Stage, High:

- Q** Standard
- T** Programmable, add **\$125.84** list.

- 2) Laminate surface color or wood finish color.
- 3) Edge trim color (laminate only).
- 4) Base trim color.

Note: **\$39.52** upcharge (list) for Metallic and accent trim colors.

Planes Height Adjustable Tables — Rectangular


Laminate or Wood — Electric Adjustment

Depth	Width	Number	① ② ③ ④	Laminate A		Laminate B		Wood		
				T	J	T	J	Group A	Group B	
K										
Single Stage — Height Adjustment Range: 27"(686mm) to 46"(1168mm)										
23"(584mm)	34"(864mm)	TARA-2334-	■ ■ ■ ■	NC ■	\$1836.52	\$1857.04	\$1847.49	\$1868.01	\$2116.96	\$2125.16
	40"(1016mm)	TARA-2340-	■ ■ ■ ■	NC ■	1894.71	1917.39	1907.62	1930.30	2204.67	2214.32
	46"(1168mm)	TARA-2346-	■ ■ ■ ■	NC ■	1952.90	1977.74	1967.74	1992.58	2292.38	2303.47
	52"(1321mm)	TARA-2352-	■ ■ ■ ■	NC ■	2011.08	2038.08	2027.85	2054.85	2380.08	2392.62
	58"(1473mm)	TARA-2358-	■ ■ ■ ■	NC ■	2069.26	2098.42	2087.98	2117.14	2467.78	2481.77
	64"(1626mm)	TARA-2364-	■ ■ ■ ■	NC ■	2127.45	2158.77	2148.10	2179.42	2555.49	2570.93
	70"(1778mm)	TARA-2370-	■ ■ ■ ■	NC ■	2185.64	2219.12	2208.22	2241.70	2643.20	2660.08
29"(737mm)	34"(864mm)	TARA-2934-	■ ■ ■ ■	NC ■	\$1889.28	\$1911.96	\$1903.11	\$1925.79	\$2199.24	\$2209.58
	40"(1016mm)	TARA-2940-	■ ■ ■ ■	NC ■	1953.78	1978.62	1970.06	1994.90	2293.26	2305.43
	46"(1168mm)	TARA-2946-	■ ■ ■ ■	NC ■	2018.28	2045.28	2037.00	2064.00	2387.28	2401.27
	52"(1321mm)	TARA-2952-	■ ■ ■ ■	NC ■	2082.78	2111.94	2103.94	2133.10	2481.30	2497.12
	58"(1473mm)	TARA-2958-	■ ■ ■ ■	NC ■	2147.28	2178.60	2170.88	2202.20	2575.32	2592.96
	64"(1626mm)	TARA-2964-	■ ■ ■ ■	NC ■	2211.77	2245.25	2237.81	2271.29	2669.33	2688.80
	70"(1778mm)	TARA-2970-	■ ■ ■ ■	NC ■	2276.27	2311.91	2304.75	2340.39	2763.35	2784.64
Dual Stage/Low — Height Adjustment Range: 22"(559mm) to 48"(1219mm)										
23"(584mm)	34"(864mm)	TARA-2334-	■ ■ ■ ■	NC ■	\$2381.77	\$2402.29	\$2392.74	\$2413.26	\$2662.21	\$2670.41
	40"(1016mm)	TARA-2340-	■ ■ ■ ■	NC ■	2450.86	2473.54	2463.77	2486.45	2760.82	2770.47
	46"(1168mm)	TARA-2346-	■ ■ ■ ■	NC ■	2519.96	2544.80	2534.80	2559.64	2859.44	2870.53
	52"(1321mm)	TARA-2352-	■ ■ ■ ■	NC ■	2589.05	2616.05	2605.82	2632.82	2958.05	2970.59
	58"(1473mm)	TARA-2358-	■ ■ ■ ■	NC ■	2658.13	2687.29	2676.85	2706.01	3056.65	3070.64
	64"(1626mm)	TARA-2364-	■ ■ ■ ■	NC ■	2727.23	2758.55	2747.88	2779.20	3155.27	3170.71
	70"(1778mm)	TARA-2370-	■ ■ ■ ■	NC ■	2796.32	2829.80	2818.90	2852.38	3253.88	3270.76
29"(737mm)	34"(864mm)	TARA-2934-	■ ■ ■ ■	NC ■	\$2439.99	\$2462.67	\$2453.82	\$2476.50	\$2749.95	\$2760.29
	40"(1016mm)	TARA-2940-	■ ■ ■ ■	NC ■	2515.39	2540.23	2531.67	2556.51	2854.87	2867.04
	46"(1168mm)	TARA-2946-	■ ■ ■ ■	NC ■	2590.79	2617.79	2609.51	2636.51	2959.79	2973.78
	52"(1321mm)	TARA-2952-	■ ■ ■ ■	NC ■	2666.20	2695.36	2687.36	2716.52	3064.72	3080.54
	58"(1473mm)	TARA-2958-	■ ■ ■ ■	NC ■	2741.60	2772.92	2765.20	2796.52	3169.64	3187.28
	64"(1626mm)	TARA-2964-	■ ■ ■ ■	NC ■	2817.00	2850.48	2843.04	2876.52	3274.56	3294.03
	70"(1778mm)	TARA-2970-	■ ■ ■ ■	NC ■	2892.40	2928.04	2920.88	2956.52	3379.48	3400.77
Dual Stage/High — Height Adjustment Range: 24"(610mm) to 50"(1270mm)										
23"(584mm)	34"(864mm)	TARA-2334-	■ ■ ■ ■	NC ■	\$2381.77	\$2402.29	\$2392.74	\$2413.26	\$2662.21	\$2670.41
	40"(1016mm)	TARA-2340-	■ ■ ■ ■	NC ■	2450.86	2473.54	2463.77	2486.45	2760.82	2770.47
	46"(1168mm)	TARA-2346-	■ ■ ■ ■	NC ■	2519.96	2544.80	2534.80	2559.64	2859.44	2870.53
	52"(1321mm)	TARA-2352-	■ ■ ■ ■	NC ■	2589.05	2616.05	2605.82	2632.82	2958.05	2970.59
	58"(1473mm)	TARA-2358-	■ ■ ■ ■	NC ■	2658.13	2687.29	2676.85	2706.01	3056.65	3070.64
	64"(1626mm)	TARA-2364-	■ ■ ■ ■	NC ■	2727.23	2758.55	2747.88	2779.20	3155.27	3170.71
	70"(1778mm)	TARA-2370-	■ ■ ■ ■	NC ■	2796.32	2829.80	2818.90	2852.38	3253.88	3270.76
29"(737mm)	34"(864mm)	TARA-2934-	■ ■ ■ ■	NC ■	\$2439.99	\$2462.67	\$2453.82	\$2476.50	\$2749.95	\$2760.29
	40"(1016mm)	TARA-2940-	■ ■ ■ ■	NC ■	2515.39	2540.23	2531.67	2556.51	2854.87	2867.04
	46"(1168mm)	TARA-2946-	■ ■ ■ ■	NC ■	2590.79	2617.79	2609.51	2636.51	2959.79	2973.78
	52"(1321mm)	TARA-2952-	■ ■ ■ ■	NC ■	2666.20	2695.36	2687.36	2716.52	3064.72	3080.54
	58"(1473mm)	TARA-2958-	■ ■ ■ ■	NC ■	2741.60	2772.92	2765.20	2796.52	3169.64	3187.28
	64"(1626mm)	TARA-2964-	■ ■ ■ ■	NC ■	2817.00	2850.48	2843.04	2876.52	3274.56	3294.03
	70"(1778mm)	TARA-2970-	■ ■ ■ ■	NC ■	2892.40	2928.04	2920.88	2956.52	3379.48	3400.77

Planes Height Adjustable Tables — 90° Angled

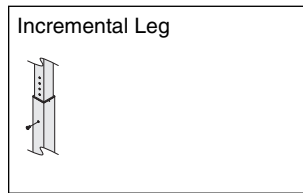
Laminate or Wood – Incremental Adjustment

Left/Right Depth	Width	Number	Laminate A		Laminate B		Wood	Group B	
			T	J	T	J	Group A	K	
Incremental Adjustment — Height Adjustment Range: 22"(559mm) to 35"(889mm)									
23"(584mm)	34"(864mm)	TACU-3434-	■ ■ ■ NCD ■	\$1128.69	\$1162.64	\$1188.09	\$1222.04	\$1326.00	\$1337.67
	40"(1016mm)	TACU-4040-	■ ■ ■ NCD ■	1202.95	1236.90	1262.35	1296.30	1400.26	1411.93
	46"(1168mm)	TACU-4646-	■ ■ ■ NCD ■	1277.21	1311.16	1336.61	1370.56	1474.52	1486.19



(Left-hand orientation)

TACU



Features

- Includes 1 3/16"(30mm) thick top, two C-leg base assemblies, wire management clips and height adjustment mechanism and hardware.
- Laminate top with T-Mold or 3mm edgeband edges or wood veneer top with 3mm wood edgeband.
- Top available in standard or green core option.
- Height adjustment mechanisms:
 - Incremental adjustment base assembly adjusts in 1"(25mm) increments within 22"(559mm) to 35"(889mm) height range. Button head screws are standard in bright zinc. Base standard with black telescoping base tubes and J-rails. Thumbscrew replacement for button head screw is available; separately specified.
- Base includes leg assembly and foot; available in painted trim colors.
- Glides have 1"(25mm) height adjustment and are standard in black.
- Grommets are available for field installation; separately specified.
- Single Flip Top Units are available for field installation; separately specified. Refer to Specification Guide.
- Depth and width shown in nominal dimensions.
- Ships unassembled.

Specification Tips

- Tops are designed to allow pinch point clearance to accommodate cables; refer to Specification Guide for application guidelines.
- Height adjustable tables not designed to accept AKP's, suspended or attached pedestals.
- Table load capacity: 250 pounds
- Table load capacity (including top) and weight should be evenly distributed.

To Order, Specify:

1) Product number, including:

① Surface Option:

- L** Laminate
- W** Wood

② Edge Option:

- T** T-Mold
- J** Edgeband
- K** Wood Edgeband

③ Core Option:

- S** Standard
- G** Green, add \$109.26 list.

④ Orientation (as seated):

- E** Left (24"(610mm) depth)
- H** Right (24"(610mm) depth)

2) Laminate surface color or wood finish color.

3) Edge trim color (laminate only).


4) Base trim color.

Note: \$39.52 upcharge (list) for Metallic and accent trim colors.

Planes Height Adjustable Tables — 90° Angled

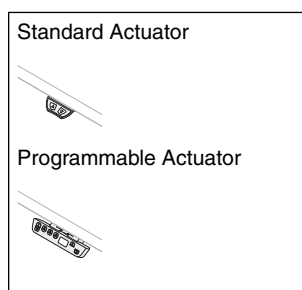
Laminate or Wood – Electric Adjustment

Left/Right Depth	Width	Number	① ② ③		④ ⑤		Laminate A		Laminate B		Wood			
			T	J	T	J	T	J	K	Group A	Group B			
Single Stage — Height Adjustment Range: 27”(686mm) to 46”(1168mm)														
23”(584mm)	34”(864mm)	TACU-3434-	■	■	■	NC	■	■	\$1960.69	\$1994.64	\$2020.09	\$2054.04	\$2158.00	\$2169.67
	40”(1016mm)	TACU-4040-	■	■	■	NC	■	■	2034.95	2068.90	2094.35	2128.30	2232.26	2243.93
	46”(1168mm)	TACU-4646-	■	■	■	NC	■	■	2109.21	2143.16	2168.61	2202.56	2306.52	2318.19
Dual Stage/Low — Height Adjustment Range: 22”(559mm) to 48”(1219mm)														
23”(584mm)	34”(864mm)	TACU-3434-	■	■	■	NC	■	■	\$2504.53	\$2538.48	\$2563.93	\$2597.88	\$2701.84	\$2713.51
	40”(1016mm)	TACU-4040-	■	■	■	NC	■	■	2578.79	2612.74	2638.19	2672.14	2776.10	2787.77
	46”(1168mm)	TACU-4646-	■	■	■	NC	■	■	2653.05	2687.00	2712.45	2746.40	2850.36	2862.03
Dual Stage/High — Height Adjustment Range: 24”(610mm) to 50”(1270mm)														
23”(584mm)	34”(864mm)	TACU-3434-	■	■	■	NC	■	■	\$2503.57	\$2537.52	\$2562.97	\$2596.92	\$2700.88	\$2712.55
	40”(1016mm)	TACU-4040-	■	■	■	NC	■	■	2577.83	2611.78	2637.23	2671.18	2775.14	2786.81
	46”(1168mm)	TACU-4646-	■	■	■	NC	■	■	2652.09	2686.04	2711.49	2745.44	2849.40	2861.07



(Left-hand orientation)

TACU



Features

- Includes 1 3/16”(30mm) thick top, two C-leg base assemblies, wire management clips and height adjustment mechanism and hardware.
- Laminate top with T-Mold or 3mm edgeband edges or wood veneer top with 3mm wood edgeband.
- Top available in standard or green core option.
- Height adjustment touch pad actuator options:
 - Single Stage Touch Pad Actuator available in Standard (E) up/down movement or Programmable (R) providing four different up/down programmed heights. Provides 27”(686mm) to 46”(1168mm) continuous height adjustment range.
 - Dual Stage Low Touch Pad Actuator available in Standard (P) up/down adjustment or Programmable (S) stores four different up/down programmed heights. Provides 22”(559mm) to 48”(1219mm) continuous height adjustment range.
 - Dual Stage High Touch Pad Actuator available in Standard (Q) up/down adjustment or Programmable (T) stores four different up/down programmed heights. Provides 24”(610mm) to 50”(1270mm) continuous height adjustment range.
- Touch Pad Actuator:
 - Can be mounted on left or right side of table; predrilled for field installed and field changeable.
 - Touch pad actuator has touch pad controls and standard with black housing.
 - Control box is field installed and standard with black housing.
- Height adjustment: 1”(25mm) per 1.6 seconds.
- Standard with black telescoping base tubes and J-rails.
- Includes: 9.5’(2895.6mm) long black power cord with NEMA 5-15P plug to the building.
- Base includes leg assembly and foot; available in painted trim colors.
- Glides have 1”(25mm) height adjustment and are standard in black.
- Grommets are available for field installation; separately specified.
- Single Flip Top Units are available for field installation; separately specified. Refer to Specification Guide.
- Depth and width shown in nominal dimensions.
- Ships unassembled.

Specification Tips

- Tops are designed to allow pinch point clearance to accommodate cables; refer to Specification Guide for application guidelines.
- Height adjustable tables not designed to accept AKP’s, suspended or attached pedestals.
- Table load capacity: 250 pounds
- Table load capacity (including top) and weight should be evenly distributed.


To Order, Specify:

- 1) Product number, including:
 - ① **Surface Option:**
 - L Laminate
 - W Wood
 - ② **Edge Option:**
 - T T-Mold
 - J Edgeband
 - K Wood Edgeband
 - ③ **Core Option:**
 - S Standard
 - G Green, add \$109.26 list.
 - ④ **Height Adjustment Actuator Options:**
 - Single Stage:**
 - E Standard
 - R Programmable, add \$125.84 list.
 - Dual Stage, Low:**
 - P Standard
 - S Programmable, add \$125.84 list.
 - Dual Stage, High:**
 - Q Standard
 - T Programmable, add \$125.84 list.
 - ⑤ **Orientation (as seated):**
 - E Left (24”(610mm) depth)
 - H Right (24”(610mm) depth)
 - 2) Laminate surface color or wood finish color.
 - 3) Edge trim color (laminate only).
 - 4) Base trim color.
- Note:** \$39.52 upcharge (list) for Metallic and accent trim colors.

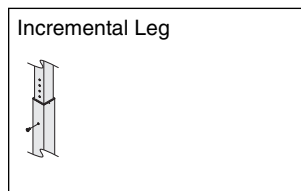
Planes Height Adjustable Tables — 90° Straight

Laminate or Wood – Incremental Adjustment

Left/Right Depth	Width	Number ①②③	Laminate A		Laminate B		Wood	Group B
			T	J	T	J	Group A	K
Incremental Adjustment — Height Adjustment Range: 22"(559mm) to 35"(889mm)								
23"(584mm)/23"(584mm)	34"(864mm)	TACA-3434- ■ ■ ■ NCDB	\$1162.72	\$1186.12	\$1222.12	\$1245.52	\$1326.00	\$1345.24
	40"(1016mm)	TACA-4040- ■ ■ ■ NCDB	1212.40	1239.58	1277.44	1304.62	1398.84	1425.70
	46"(1168mm)	TACA-4646- ■ ■ ■ NCDB	1274.50	1305.28	1346.59	1377.37	1487.89	1523.90



TACA



Features

- Includes 1 3/16"(30mm) thick top, two C-leg base assemblies, wire management clips and height adjustment mechanism and hardware.
- Laminate top with T-Mold or 3mm edgeband edges or wood veneer top with 3mm wood edgeband.
- Top available in standard or green core option.
- Height adjustment mechanisms:
 - Incremental adjustment base assembly adjusts in 1"(25mm) increments within 22"(559mm) to 35"(889mm) height range. Button head screws are standard in bright zinc. Base standard with black telescoping base tubes and J-rails. Thumbscrew replacement for button head screw is available; separately specified.
- Base includes leg assembly and foot; available in painted trim colors.
- Glides have 1"(25mm) height adjustment and are standard in black.
- Grommets are available for field installation; separately specified.
- Single Flip Top Units are available for field installation; separately specified. Refer to Specification Guide.
- Depth and width shown in nominal dimensions.
- Ships unassembled.

Specification Tips

- Tops are designed to allow pinch point clearance to accommodate cables; refer to Specification Guide for application guidelines.
- Height adjustable tables not designed to accept AKP's, suspended or attached pedestals.
- Table load capacity: 250 pounds
- Table load capacity (including top) and weight should be evenly distributed.

To Order, Specify:

1) Product number, including:

① Surface Option:

- L** Laminate
- W** Wood

② Edge Option:

- T** T-Mold
- J** Edgeband
- K** Wood Edgeband

③ Core Option:

- S** Standard
- G** Green, add \$109.26 list.


- 2) Laminate surface color or wood finish color.
- 3) Edge trim color (laminate only).
- 4) Base trim color.

Note: \$39.52 upcharge (list) for Metallic and accent trim colors.

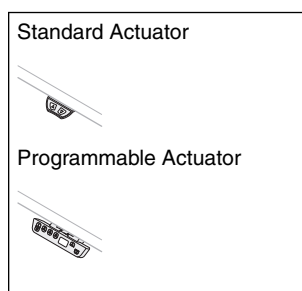
Planes Height Adjustable Tables — 90° Straight

Laminate or Wood – Electric Adjustment

Left/Right Depth	Width	Number ①②③④	Laminate A		Laminate B		Wood		Group B
			T	J	T	J	Group A	K	
Single Stage — Height Adjustment Range: 27”(686mm) to 46”(1168mm)									
23”(584mm)/23”(584mm)	34”(864mm)	TACA-3434- ■ ■ ■ NC ■ B	\$1979.12	\$2002.52	\$2038.52	\$2061.92	\$2142.40	\$2161.64	
	40”(1016mm)	TACA-4040- ■ ■ ■ NC ■ B	2028.80	2055.98	2093.84	2121.02	2215.24	2242.10	
	46”(1168mm)	TACA-4646- ■ ■ ■ NC ■ B	2090.90	2121.68	2162.99	2193.77	2304.29	2340.30	
Dual Stage/Low — Height Adjustment Range: 22”(559mm) to 48”(1219mm)									
23”(584mm)/23”(584mm)	34”(864mm)	TACA-3434- ■ ■ ■ NC ■ B	\$2524.08	\$2547.48	\$2583.48	\$2606.88	\$2687.36	\$2706.60	
	40”(1016mm)	TACA-4040- ■ ■ ■ NC ■ B	2573.76	2600.94	2638.80	2665.98	2760.20	2787.06	
	46”(1168mm)	TACA-4646- ■ ■ ■ NC ■ B	2635.86	2666.64	2707.95	2738.73	2849.25	2885.26	
Dual Stage/High — Height Adjustment Range: 24”(610mm) to 50”(1270mm)									
23”(584mm)/23”(584mm)	34”(864mm)	TACA-3434- ■ ■ ■ NC ■ B	\$2524.08	\$2547.48	\$2583.48	\$2606.88	\$2687.36	\$2706.60	
	40”(1016mm)	TACA-4040- ■ ■ ■ NC ■ B	2573.76	2600.94	2638.80	2665.98	2760.20	2787.06	
	46”(1168mm)	TACA-4646- ■ ■ ■ NC ■ B	2635.86	2666.64	2707.95	2738.73	2849.25	2885.26	



TACA



Features

- Includes 1 3/16”(30mm) thick top, two C-leg base assemblies, wire management clips and height adjustment mechanism and hardware.
- Laminate top with T-Mold or 3mm edgeband edges or wood veneer top with 3mm wood edgeband.
- Top available in standard or green core option.
- Height adjustment touch pad actuator options:
 - Single Stage Touch Pad Actuator available in Standard (E) up/down movement or Programmable (R) providing four different up/down programmed heights. Provides 27”(686mm) to 46”(1168mm) continuous height adjustment range.
 - Dual Stage Low Touch Pad Actuator available in Standard (P) up/down adjustment or Programmable (S) stores four different up/down programmed heights. Provides 22”(559mm) to 48”(1219mm) continuous height adjustment range.
 - Dual Stage High Touch Pad Actuator available in Standard (Q) up/down adjustment or Programmable (T) stores four different up/down programmed heights. Provides 24”(610mm) to 50”(1270mm) continuous height adjustment range.
- Touch Pad Actuator:
 - Can be mounted on left or right side of table; predrilled for field installed and field changeable.
 - Touch pad actuator has touch pad controls and standard with black housing.
 - Control box is field installed and standard with black housing.
- Height adjustment: 1”(25mm) per 1.6 seconds.
- Standard with black telescoping base tubes and J-rails.
- Includes: 9.5’(2895.6mm) long black power cord with NEMA 5-15P plug to the building.
- Base includes leg assembly and foot; available in painted trim colors.
- Glides have 1”(25mm) height adjustment and are standard in black.
- Grommets are available for field installation; separately specified.
- Single Flip Top Units are available for field installation; separately specified. Refer to Specification Guide.
- Depth and width shown in nominal dimensions.
- Ships unassembled.

Specification Tips

- Tops are designed to allow pinch point clearance to accommodate cables; refer to Specification Guide for application guidelines.
- Height adjustable tables not designed to accept AKP’s, suspended or attached pedestals.
- Table load capacity: 250 pounds
- Table load capacity (including top) and weight should be evenly distributed.

To Order, Specify:


- Product number, including:
 - ① **Surface Option:**
 - L Laminate
 - W Wood
 - ② **Edge Option:**
 - T T-Mold
 - J Edgeband
 - K Wood Edgeband
 - ③ **Core Option:**
 - S Standard
 - G Green, add \$109.26 list.
 - ④ **Height Adjustment Actuator Options:**
 - Single Stage:**
 - E Standard
 - R Programmable, add \$125.84 list.
 - Dual Stage, Low:**
 - P Standard
 - S Programmable, add \$125.84 list.
 - Dual Stage, High:**
 - Q Standard
 - T Programmable, add \$125.84 list.
- Laminate surface color or wood finish color.
- Edge trim color (laminate only).
- Base trim color.

Notes: \$39.52 upcharge (list) for Metallic and accent trim colors.


Planes Height Adjustable Tables — 90° Split Top

Laminate or Wood – Incremental Adjustment

Left/Right Depth	Width	Number 1 2 3	Laminate A		Laminate B		Wood	Group B
			T	J	T	J	Group A	K
Incremental Adjustment — Height Adjustment Range: 22"(559mm) to 35"(889mm)								
23"(584mm)/23"(584mm)	46"(1168mm)	TACK-4646- NCDB	\$2017.82	\$2165.93	\$2076.64	\$2224.75	\$2814.02	\$2899.10



TACK



Incremental Leg

Features

- Includes 1 3/16"(30mm) thick top, two C-leg base assemblies, wire management clips and height adjustment mechanism and hardware.
- Laminate top with T-Mold or 3mm edgeband edges or wood veneer top with 3mm wood edgeband.
- Top available in standard or green core option.
- Dual worksurfaces with 1"(25mm) space between the front and rear worksurfaces. Front worksurface is 12"(305mm) deep.
- Adjustable front worksurface is attached to the rear worksurface with a spring-assist mechanism.
- Front worksurface manually adjusts to any position 7"(178mm) above and 5 3/4"(146mm) below the rear worksurface.
- Front worksurface tilts -15° to +9°.
- Spring-assist mechanism available in charcoal finish color only.
- Height adjustment mechanisms:
 - Incremental adjustment base assembly adjusts in 1"(25mm) increments within 22"(559mm) to 35"(889mm) height range. Button head screws are standard in bright zinc. Base standard with black telescoping base tubes and J-rails. Thumbscrew replacement for button head screw is available; separately specified.
- Base includes leg assembly and foot; available in painted trim colors.
- Glides have 1"(25mm) height adjustment and are standard in black.
- Grommets are available for field installation; separately specified.
- Single Flip Top Units are available for field installation; separately specified. Refer to Specification Guide.
- Depth and width shown in nominal dimensions.
- Ships unassembled.

Specification Tips

- Tops are designed to allow pinch point clearance to accommodate cables; refer to Specification Guide for application guidelines.
- Height adjustable tables not designed to accept AKP's, suspended or attached pedestals.
- Table load capacity: 250 pounds
- Table load capacity (including top) and weight should be evenly distributed.

To Order, Specify:

- 1) Product number, including:

1 Surface Option:

- L** Laminate
- W** Wood

2 Edge Option:

- T** T-Mold
- J** Edgeband
- K** Wood Edgeband

3 Core Option:

- S** Standard
- G** Green, add **\$109.26** list.


- 2) Laminate surface color or wood finish color.
- 3) Edge trim color (laminate only).
- 4) Base trim color.

Notes: \$39.52 upcharge (list) for Metallic and accent trim colors.

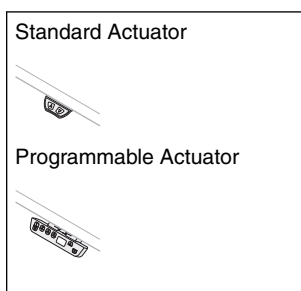
Planes Height Adjustable Tables — 90° Split Top

Laminate or Wood – Electric Adjustment

Left/Right Depth	Width	Number ①②③④	Laminate A		Laminate B		Wood Group A		Group B
			T	J	T	J	K	K	
Single Stage — Height Adjustment Range: 27”(686mm) to 46”(1168mm)									
23”(584mm)/23”(584mm)	46”(1168mm)	TACK-4646-■ ■ ■ NC ■ B	\$2839.23	\$2987.34	\$2898.05	\$3046.16	\$3635.43	\$3720.51	
Dual Stage/Low — Height Adjustment Range: 22”(559mm) to 48”(1219mm)									
23”(584mm)/23”(584mm)	46”(1168mm)	TACK-4646-■ ■ ■ NC ■ B	\$3387.50	\$3535.61	\$3446.32	\$3594.43	\$4183.70	\$4268.78	
Dual Stage/High — Height Adjustment Range: 24”(610mm) to 50”(1270mm)									
23”(584mm)/23”(584mm)	46”(1168mm)	TACK-4646-■ ■ ■ NC ■ B	\$3387.50	\$3535.61	\$3446.32	\$3594.43	\$4183.70	\$4268.78	



TACK



Features

- Includes 1 3/16”(30mm) thick top, two C-leg base assemblies, wire management clips and height adjustment mechanism and hardware.
- Laminate top with T-Mold or 3mm edgeband edges or wood veneer top with 3mm wood edgeband.
- Top available in standard or green core option.
- Dual worksurfaces with 1”(25mm) space between the front and rear worksurfaces. Front worksurface is 12”(305mm) deep.
- Adjustable front worksurface is attached to the rear worksurface with a spring-assist mechanism.
- Front worksurface manually adjusts to any position 7”(178mm) above and 5 3/4”(146mm) below the rear worksurface.
- Front worksurface tilts -15° to + 9°.
- Spring-assist mechanism available in charcoal finish color only.
- Height adjustment touch pad actuator options:
 - Single Stage Touch Pad Actuator available in Standard (E) up/down movement or Programmable (R) providing four different up/down programmed heights. Provides 27”(686mm) to 46”(1168mm) continuous height adjustment range.
 - Dual Stage Low Touch Pad Actuator available in Standard (P) up/down adjustment or Programmable (S) stores four different up/down programmed heights. Provides 22”(559mm) to 48”(1219mm) continuous height adjustment range.
 - Dual Stage High Touch Pad Actuator available in Standard (Q) up/down adjustment or Programmable (T) stores four different up/down programmed heights. Provides 24”(610mm) to 50”(1270mm) continuous height adjustment range.
- Touch Pad Actuator:
 - Can be mounted on left or right side of table; predrilled for field installed and field changeable.
 - Touch pad actuator has touch pad controls and standard with black housing.
 - Control box is field installed and standard with black housing.
- Height adjustment: 1”(25mm) per 1.6 seconds.
- Standard with black telescoping base tubes and J-rails.
- Includes: 9.5’(2895.6mm) long black power cord with NEMA 5-15P plug to the building.
- Base includes leg assembly and foot; available in painted trim colors.
- Glides have 1”(25mm) height adjustment and are standard in black.
- Grommets are available for field installation; separately specified.
- Single Flip Top Units are available for field installation; separately specified. Refer to Specification Guide.
- Depth and width shown in nominal dimensions.
- Ships unassembled.

Specification Tips

- Tops are designed to allow pinch point clearance to accommodate cables; refer to Specification Guide for application guidelines.
- Height adjustable tables not designed to accept AKP’s, suspended or attached pedestals.
- Table load capacity: 250 pounds
- Table load capacity (including top) and weight should be evenly distributed.

To Order, Specify:

1) Product number, including:

① Surface Option:

- L** Laminate
- W** Wood

② Edge Option:

- T** T-Mold
- J** Edgeband
- K** Wood Edgeband

③ Core Option:

- S** Standard
- G** Green, add \$109.26 list.

④ Height Adjustment Actuator Options:

Single Stage:

- E** Standard
- R** Programmable, add \$125.84 list.

Dual Stage, Low:

- P** Standard
- S** Programmable, add \$125.84 list.

Dual Stage, High:

- Q** Standard
- T** Programmable, add \$125.84 list.


- 2) Laminate surface color or wood finish color.
- 3) Edge trim color (laminate only).
- 4) Base trim color.

Note: \$39.52 upcharge (list) for Metallic and accent trim colors.

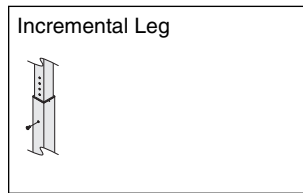
Planes Height Adjustable Tables — 90° Wrap Around

Laminate or Wood – Incremental Adjustment

Left/Right Depth	Width	Number ①②③	Laminate A		Laminate B		Wood		
			T	J	T	J	Group A K	Group B K	
Incremental Adjustment — Height Adjustment Range: 22"(559mm) to 35"(889mm)									
23"(584mm)/23"(584mm)	34"(864mm)	TACR-3434- ■ ■ ■ NCDB	\$1145.33	\$1169.09	\$1204.44	\$1228.20	\$1310.84	\$1317.86	
	40"(1016mm)	TACR-4040- ■ ■ ■ NCDB	1181.33	1208.87	1243.32	1270.86	1364.87	1374.92	
	46"(1168mm)	TACR-4646- ■ ■ ■ NCDB	1226.33	1257.83	1291.92	1323.42	1428.71	1442.42	



TACR



Incremental Leg

Features

- Includes 1 3/16"(30mm) thick top, two C-leg base assemblies, wire management clips and height adjustment mechanism and hardware.
- Laminate top with T-Mold or 3mm edgeband edges or wood veneer top with 3mm wood edgeband.
- Top available in standard or green core option.
- Height adjustment mechanisms:
 - Incremental adjustment base assembly adjusts in 1"(25mm) increments within 22"(559mm) to 35"(889mm) height range. Button head screws are standard in bright zinc. Base standard with black telescoping base tubes and J-rails. Thumbscrew replacement for button head screw is available; separately specified.
- Base includes leg assembly and foot; available in painted trim colors.
- Glides have 1"(25mm) height adjustment and are standard in black.
- Grommets are available for field installation; separately specified.
- Single Flip Top Units are available for field installation; separately specified. Refer to Specification Guide.
- Depth and width shown in nominal dimensions.
- Ships unassembled.

Specification Tips

- Tops are designed to allow pinch point clearance to accommodate cables; refer to Specification Guide for application guidelines.
- Height adjustable tables not designed to accept AKP's, suspended or attached pedestals.
- Table load capacity: 250 pounds
- Table load capacity (including top) and weight should be evenly distributed.

To Order, Specify:

1) Product number, including:

① Surface Option:

- L** Laminate
- W** Wood

② Edge Option:

- T** T-Mold
- J** Edgeband
- K** Wood Edgeband

③ Core Option:

- S** Standard
- G** Green, add \$109.26 list.


- 2) Laminate surface color or wood finish color.
- 3) Edge trim color (laminate only).
- 4) Base trim color.

Note: \$39.52 upcharge (list) for Metallic and accent trim colors.

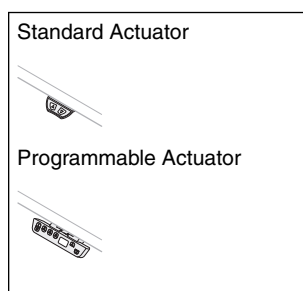
Planes Height Adjustable Tables — 90° Wrap Around

Laminate or Wood – Electric Adjustment

Left/Right Depth	Width	Number ①②③④	Laminate A		Laminate B		Wood		
			T	J	T	J	Group A K	Group B K	
Single Stage — Height Adjustment Range: 27”(686mm) to 46”(1168mm)									
23”(584mm)/23”(584mm)	34”(864mm)	TACR-3434-■ ■ ■ ■ NC ■ B	\$1963.43	\$1987.19	\$2022.54	\$2046.30	\$2128.94	\$2135.96	
	40”(1016mm)	TACR-4040-■ ■ ■ ■ NC ■ B	1999.43	2026.97	2061.42	2088.96	2182.97	2193.02	
	46”(1168mm)	TACR-4646-■ ■ ■ ■ NC ■ B	2044.43	2075.93	2110.02	2141.52	2246.81	2260.52	
Dual Stage/Low — Height Adjustment Range: 22”(559mm) to 48”(1219mm)									
23”(584mm)/23”(584mm)	34”(864mm)	TACR-3434-■ ■ ■ ■ NC ■ B	\$2509.81	\$2533.57	\$2568.92	\$2592.68	\$2675.32	\$2682.34	
	40”(1016mm)	TACR-4040-■ ■ ■ ■ NC ■ B	2545.81	2573.35	2607.80	2635.34	2729.35	2739.40	
	46”(1168mm)	TACR-4646-■ ■ ■ ■ NC ■ B	2590.81	2622.31	2656.40	2687.90	2793.19	2806.90	
Dual Stage/High — Height Adjustment Range: 24”(610mm) to 50”(1270mm)									
23”(584mm)/23”(584mm)	34”(864mm)	TACR-3434-■ ■ ■ ■ NC ■ B	\$2509.81	\$2533.57	\$2568.92	\$2592.68	\$2675.32	\$2682.34	
	40”(1016mm)	TACR-4040-■ ■ ■ ■ NC ■ B	2545.81	2573.35	2607.80	2635.34	2729.35	2739.40	
	46”(1168mm)	TACR-4646-■ ■ ■ ■ NC ■ B	2590.81	2622.31	2656.40	2687.90	2793.19	2806.90	



TACR



Features

- Includes 1 3/16”(30mm) thick top, two C-leg base assemblies, wire management clips and height adjustment mechanism and hardware.
- Laminate top with T-Mold or 3mm edgeband edges or wood veneer top with 3mm wood edgeband.
- Top available in standard or green core option.
- Height adjustment touch pad actuator options:
 - Single Stage Touch Pad Actuator available in Standard (E) up/down movement or Programmable (R) providing four different up/down programmed heights. Provides 27”(686mm) to 46”(1168mm) continuous height adjustment range.
 - Dual Stage Low Touch Pad Actuator available in Standard (P) up/down adjustment or Programmable (S) stores four different up/down programmed heights. Provides 22”(559mm) to 48”(1219mm) continuous height adjustment range.
 - Dual Stage High Touch Pad Actuator available in Standard (Q) up/down adjustment or Programmable (T) stores four different up/down programmed heights. Provides 24”(610mm) to 50”(1270mm) continuous height adjustment range.
- Touch Pad Actuator:
 - Can be mounted on left or right side of table; predrilled for field installed and field changeable.
 - Touch pad actuator has touch pad controls and standard with black housing.
 - Control box is field installed and standard with black housing.
- Height adjustment: 1”(25mm) per 1.6 seconds.
- Standard with black telescoping base tubes and J-rails.
- Includes: 9.5’(2895.6mm) long black power cord with NEMA 5-15P plug to the building.
- Base includes leg assembly and foot; available in painted trim colors.
- Glides have 1”(25mm) height adjustment and are standard in black.
- Grommets are available for field installation; separately specified.
- Single Flip Top Units are available for field installation; separately specified. Refer to Specification Guide.
- Depth and width shown in nominal dimensions.
- Ships unassembled.

To Order, Specify:

- Product number, including:
 - ① **Surface Option:**
 - L Laminate
 - W Wood
 - ② **Edge Option:**
 - T T-Mold
 - J Edgeband
 - K Wood Edgeband
 - ③ **Core Option:**
 - S Standard
 - G Green, add \$109.26 list.
 - ④ **Height Adjustment Actuator Options:**
 - Single Stage:**
 - E Standard
 - R Programmable, add \$125.84 list.
 - Dual Stage, Low:**
 - P Standard
 - S Programmable, add \$125.84 list.
 - Dual Stage, High:**
 - Q Standard
 - T Programmable, add \$125.84 list.
 - Laminate surface color or wood finish color.
 - Edge trim color (laminate only).
 - Base trim color.
- Note:** \$39.52 upcharge (list) for Metallic and accent trim colors.


Specification Tips

- Tops are designed to allow pinch point clearance to accommodate cables; refer to Specification Guide for application guidelines.
- Height adjustable tables not designed to accept AKP’s, suspended or attached pedestals.
- Table load capacity: 250 pounds
- Table load capacity (including top) and weight should be evenly distributed.

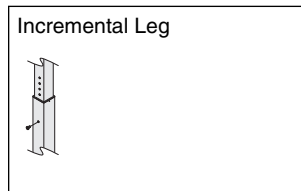
Planes Height Adjustable Tables — 90° Notched

Laminate or Wood – Incremental Adjustment

Left/Right Depth	Width	Number ①②③	Laminate A		Laminate B		Wood Group A	Group B
			T	J	T	J	K	K
Incremental Adjustment — Height Adjustment Range: 22"(559mm) to 35"(889mm)								
23"(584mm)/23"(584mm)	34"(864mm)	TACN-3434- ■ ■ ■ NCDB	\$1135.06	\$1163.70	\$1135.06	\$1163.70	\$1301.61	\$1311.45
	40"(1016mm)	TACN-4040- ■ ■ ■ NCDB	1196.59	1230.53	1203.65	1238.21	1391.78	1406.92
	46"(1168mm)	TACN-4646- ■ ■ ■ NCDB	1258.12	1297.36	1272.24	1312.72	1481.95	1502.39



TACN



Incremental Leg

Features

- Includes 1 3/16"(30mm) thick top, two C-leg base assemblies, wire management clips and height adjustment mechanism and hardware.
- Laminate top with T-Mold or 3mm edgeband edges or wood veneer top with 3mm wood edgeband.
- Top available in standard or green core option.
- Height adjustment mechanisms:
 - Incremental adjustment base assembly adjusts in 1"(25mm) increments within 22"(559mm) to 35"(889mm) height range. Button head screws are standard in bright zinc. Base standard with black telescoping base tubes and J-rails. Thumbscrew replacement for button head screw is available; separately specified.
- Base includes leg assembly and foot; available in painted trim colors.
- Glides have 1"(25mm) height adjustment and are standard in black.
- Grommets are available for field installation; separately specified.
- Single Flip Top Units are available for field installation; separately specified. Refer to Specification Guide.
- Depth and width shown in nominal dimensions.
- Ships unassembled.

Specification Tips

- Tops are designed to allow pinch point clearance to accommodate cables; refer to Specification Guide for application guidelines.
- Height adjustable tables not designed to accept AKP's, suspended or attached pedestals.
- Table load capacity: 250 pounds
- Table load capacity (including top) and weight should be evenly distributed.

To Order, Specify:

1) Product number, including:

① Surface Option:

- L** Laminate
- W** Wood

② Edge Option:

- T** T-Mold
- J** Edgeband
- K** Wood Edgeband

③ Core Option:

- S** Standard
- G** Green, add \$109.26 list.


- 2) Laminate surface color or wood finish color.
- 3) Edge trim color (laminate only).
- 4) Base trim color.

Note: \$39.52 upcharge (list) for Metallic and accent trim colors.

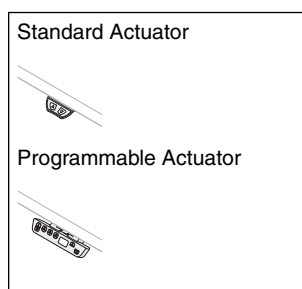
Planes Height Adjustable Tables — 90° Notched

Laminate or Wood – Electric Adjustment

Left/Right Depth	Width	Number	① ② ③ ④		Laminate A		Laminate B		Wood	Group A	Group B		
			T	J	T	J	K	K	K				
Single Stage — Height Adjustment Range: 27”(686mm) to 46”(1168mm)													
23”(584mm)/23”(584mm)	34”(864mm)	TACN-3434-	■	■	NC	■	B	\$1965.67	\$1994.31	\$1965.67	\$1994.31	\$2132.22	\$2142.06
	40”(1016mm)	TACN-4040-	■	■	NC	■	B	2027.20	2061.14	2034.26	2068.82	2222.39	2237.53
	46”(1168mm)	TACN-4646-	■	■	NC	■	B	2088.73	2127.97	2102.85	2143.33	2312.56	2333.00
Dual Stage/Low — Height Adjustment Range: 22”(559mm) to 48”(1219mm)													
23”(584mm)/23”(584mm)	34”(864mm)	TACN-3434-	■	■	NC	■	B	\$2516.18	\$2544.82	\$2516.18	\$2544.82	\$2682.73	\$2692.57
	40”(1016mm)	TACN-4040-	■	■	NC	■	B	2577.71	2611.65	2584.77	2619.33	2772.90	2788.04
	46”(1168mm)	TACN-4646-	■	■	NC	■	B	2639.24	2678.48	2653.36	2693.84	2863.07	2883.51
Dual Stage/High — Height Adjustment Range: 24”(610mm) to 50”(1270mm)													
23”(584mm)/23”(584mm)	34”(864mm)	TACN-3434-	■	■	NC	■	B	\$2516.18	\$2544.82	\$2516.18	\$2544.82	\$2682.73	\$2692.57
	40”(1016mm)	TACN-4040-	■	■	NC	■	B	2577.71	2611.65	2584.77	2619.33	2772.90	2788.04
	46”(1168mm)	TACN-4646-	■	■	NC	■	B	2639.24	2678.48	2653.36	2693.84	2863.07	2883.51



TACN



Features

- Includes 1 3/16”(30mm) thick top, two C-leg base assemblies, wire management clips and height adjustment mechanism and hardware.
- Laminate top with T-Mold or 3mm edgeband edges or wood veneer top with 3mm wood edgeband.
- Top available in standard or green core option.
- Height adjustment touch pad actuator options:
 - Single Stage Touch Pad Actuator available in Standard (E) up/down movement or Programmable (R) providing four different up/down programmed heights. Provides 27”(686mm) to 46”(1168mm) continuous height adjustment range.
 - Dual Stage Low Touch Pad Actuator available in Standard (P) up/down adjustment or Programmable (S) stores four different up/down programmed heights. Provides 22”(559mm) to 48”(1219mm) continuous height adjustment range.
 - Dual Stage High Touch Pad Actuator available in Standard (Q) up/down adjustment or Programmable (T) stores four different up/down programmed heights. Provides 24”(610mm) to 50”(1270mm) continuous height adjustment range.
- Touch Pad Actuator:
 - Can be mounted on left or right side of table; predrilled for field installed and field changeable.
 - Touch pad actuator has touch pad controls and standard with black housing.
 - Control box is field installed and standard with black housing.
- Height adjustment: 1”(25mm) per 1.6 seconds.
- Standard with black telescoping base tubes and J-rails.
- Includes: 9.5’(2895.6mm) long black power cord with NEMA 5-15P plug to the building.
- Base includes leg assembly and foot; available in painted trim colors.
- Glides have 1”(25mm) height adjustment and are standard in black.
- Grommets are available for field installation; separately specified.
- Single Flip Top Units are available for field installation; separately specified. Refer to Specification Guide.
- Depth and width shown in nominal dimensions.
- Ships unassembled.

Specification Tips



- Tops are designed to allow pinch point clearance to accommodate cables; refer to Specification Guide for application guidelines.
- Height adjustable tables not designed to accept AKP’s, suspended or attached pedestals.
- Table load capacity: 250 pounds
- Table load capacity (including top) and weight should be evenly distributed.

To Order, Specify:

- Product number, including:
 - ① **Surface Option:**
 - L Laminate
 - W Wood
 - ② **Edge Option:**
 - T T-Mold
 - J Edgeband
 - K Wood Edgeband
 - ③ **Core Option:**
 - S Standard
 - G Green, add \$109.26 list.
 - ④ **Height Adjustment Actuator Options:**
 - Single Stage:**
 - E Standard
 - R Programmable, add \$125.84 list.
 - Dual Stage, Low:**
 - P Standard
 - S Programmable, add \$125.84 list.
 - Dual Stage, High:**
 - Q Standard
 - T Programmable, add \$125.84 list.
- Laminate surface color or wood finish color.
- Edge trim color (laminate only).
- Base trim color.

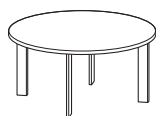
Note: \$39.52 upcharge (list) for Metallic and accent trim colors.

Planes Height Adjustable Tables — Accessories

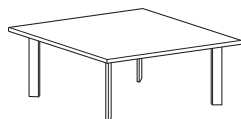
		Number	Price
<p>Grommet</p>  <p>JAG-1</p>	<p>Features</p> <ul style="list-style-type: none"> • Includes one 1 9/16" (40mm) round grommet. • Field drilled 1 3/4" (44mm) hole. • Standard in black. • Recommended for Height Adjustable Tables. 	<p>JAG-1</p>	<p>\$14.30</p>
<p>Thumbscrew for Incremental Adjustable Table</p>  <p>TA01-0219</p>	<p>Features</p> <ul style="list-style-type: none"> • Includes two flat headed thumbscrews. • Standard in black. <hr/> <p>Specification Tip</p> <ul style="list-style-type: none"> • Optional thumbscrew for Planes Incremental Height Adjustable Height Tables to replace button head screw. Allows adjustment without tools. 	<p>TA01-0219</p>	<p>\$12.24</p>
	<p>To Order, Specify:</p> <p>1) Product number. (No finish specification required.)</p>		
	<p>To Order, Specify:</p> <p>1) Product number. (No finish specification required.)</p>		

Planes Conference Tables — Interior Leg — Laminate

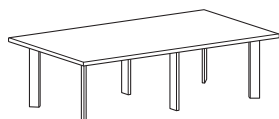
Round, Square, Rectangular



TARN



TARQ



TARA

Features

- Includes 1 3/16" (30mm) top, interior leg bases and hardware.
- Standard table height is 29" (737mm).
- Laminate top with T-mold, 3mm edgeband, cascade or knife edges based upon shape.
- 3mm edgeband or knife edge not available on 42" (1067mm)-60" (1524mm) round tables.
- Table top seams are 1mm edgeband on two piece tops.
- Top available in standard or green core option.
- Interior legs are painted aluminum.
- Interior leg is 1 1/8" (29mm) x 3 1/4" (83mm).
- Optional Flip top unit electrical modules are separately specified. Refer to electrical components for appropriate product specification.
- Optional cable base can be specified for tables 36" (914mm) deep and deeper:
 - 36" (914mm) deep tables will ship with 8" (203mm) x 14" (356mm) cable base.
 - 42" (1067mm) deep and deeper tables will ship with 14" (356mm) x 14" (356mm) cable base.
 - One piece tops will include one cable base to be centered under table top.
 - Two piece tops will include one cable base to be centered on seams under table top.
 - Cable base and table top(s) are laminate and can be specified in different surface colors and edge trim colors.
 - Optional Cable Base may reduce number of legs shipped with product.
 - Refer to Specification Guide for use guidelines and details.
- Available with glides only; 1/2" (13mm) height adjustment.
- Depth and width shown in nominal dimensions.
- Ships unassembled.

◆ Available on RUSH with Standard Core only.

Specification Tips

- Cable base not recommended for 30" (762mm) deep tables.
- Cable base for 36" (914mm) deep table is not compatible with Fliptop Cutout Options (M) and (Q).
- Tables with multiple-piece tops have equal sized pieces.
- The following Planes products are separately specified:
 - Grommets (field cut opening)
 - Flip top unit electrical modules
 - Horizontal wire manager
- Refer to Specification Guide for seating capacities with Cable Base Option and leg locations.

*Multiple piece tops with Cascade edge option will require an additional specification for the 1mm edgeband seam.

To Order, Specify:

1) Product number, including:

1 Edge Option:

- T** T-Mold
- J** Edgeband
- V** Cascade*
- F** Knife

2 Core Option:

- S** Standard ◆
- G** Green, add **\$109.26** list

3 Flip top unit Cutout(s):

Cutout options **F, J, M, Q**:
add **\$28.60** list for one-piece top;
add **\$57.20** list for two-piece tops.

- N** None
- F** Center – single-sided/4 outlets
- J** Center – single-sided/6 outlets
- M** Center – double-sided/8 outlets
- Q** Center – double-sided/12 outlets

4 Cable Base Option:

- N** None
- C** Cable Base:
add **\$572.00** list for 36" deep tables;
add **\$603.20** list for 42" deep and deeper tables

- 2) Laminate surface color.
- 3) 1mm edgeband trim color. (Cascade edge/multiple-tops only)*
- 4) Edge trim color.
- 5) Base trim color.
- 6) Laminate surface – Cable Base
- 7) Edge trim color – Cable Base

Note: **\$39.52** upcharge (list) for Metallic and accent trim colors.

Planes Conference Tables — Interior Leg — Laminate

No. of Pieces	No. of Legs	Seating Capacity*	Depth	Width	Number	1	2	3	4
Round									
1	4	4	42"(1067mm)	42"(1067mm)	TARN-4242-L	■	■	■	JG4N
1	4	4	48"(1219mm)	48"(1219mm)	TARN-4848-L	■	■	■	JG4N
1	4	4	54"(1372mm)	54"(1372mm)	TARN-5454-L	■	■	■	JG4N
1	4	4	60"(1524mm)	60"(1524mm)	TARN-6060-L	■	■	■	JG4N
2	6	6	66"(1676mm)	66"(1676mm)	TARN-6666-L	■	■	■	JG4
2	6	6	72"(1829mm)	72"(1829mm)	TARN-7272-L	■	■	■	JG4
Square									
1	4	4	42"(1067mm)	42"(1067mm)	TARQ-4242-L	■	■	■	JG4N
1	4	4	48"(1219mm)	48"(1219mm)	TARQ-4848-L	■	■	■	JG4N
1	4	4	54"(1372mm)	54"(1372mm)	TARQ-5454-L	■	■	■	JG4N
1	4	8	60"(1524mm)	60"(1524mm)	TARQ-6060-L	■	■	■	JG4N
2	6	8	66"(1676mm)	66"(1676mm)	TARQ-6666-L	■	■	■	JG4
2	6	8	72"(1829mm)	72"(1829mm)	TARQ-7272-L	■	■	■	JG4
Rectangular									
1	4	4	30"(762mm)	60"(1524mm)	TARA-3060-L	■	■	■	JG4N
1	4	4		66"(1676mm)	TARA-3066-L	■	■	■	JG4N
1	6	4		72"(1829mm)	TARA-3072-L	■	■	■	JG4N
1	4	4	36"(914mm)	60"(1524mm)	TARA-3660-L	■	■	■	JG4
1	4	4		66"(1676mm)	TARA-3666-L	■	■	■	JG4
1	4	4	42"(1067mm)	48"(1219mm)	TARA-4248-L	■	■	■	JG4
1	4	4		54"(1372mm)	TARA-4254-L	■	■	■	JG4
1	4	4		60"(1524mm)	TARA-4260-L	■	■	■	JG4
1	4	6		66"(1676mm)	TARA-4266-L	■	■	■	JG4
1	6	6		72"(1829mm)	TARA-4272-L	■	■	■	JG4
1	6	6		78"(1981mm)	TARA-4278-L	■	■	■	JG4
1	4	4	48"(1219mm)	54"(1372mm)	TARA-4854-L	■	■	■	JG4
1	4	4		60"(1524mm)	TARA-4860-L	■	■	■	JG4
1	4	6		66"(1676mm)	TARA-4866-L	■	■	■	JG4
1	6	6		72"(1829mm)	TARA-4872-L	■	■	■	JG4
1	6	8		78"(1981mm)	TARA-4878-L	■	■	■	JG4
1	4	4	54"(1372mm)	60"(1524mm)	TARA-5460-L	■	■	■	JG4
1	4	6		66"(1676mm)	TARA-5466-L	■	■	■	JG4
1	6	6		72"(1829mm)	TARA-5472-L	■	■	■	JG4
1	6	6		78"(1981mm)	TARA-5478-L	■	■	■	JG4
1	4	8	60"(1524mm)	66"(1676mm)	TARA-6066-L	■	■	■	JG4
1	6	8		72"(1829mm)	TARA-6072-L	■	■	■	JG4
1	6	8		78"(1981mm)	TARA-6078-L	■	■	■	JG4

*Recommended seating capacity based upon 27"(686mm) per chair.

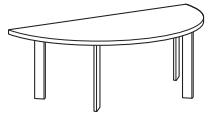
Planes Conference Tables — Interior Leg — Laminate

Number	① ② ③ ④	Laminate A					Laminate B				
		T	J	V1	V2	F	T	J	V1	V2	F
TARN-4242-L	JG4N	\$ 595.36	N/A	\$ 659.20	\$ 761.68	N/A	\$ 654.47	N/A	\$ 718.31	\$ 820.79	N/A
TARN-4848-L	JG4N	749.86	N/A	822.82	939.94	N/A	826.52	N/A	899.48	1016.60	N/A
TARN-5454-L	JG4N	924.96	N/A	1007.04	1138.80	N/A	1021.51	N/A	1103.59	1235.35	N/A
TARN-6060-L	JG4N	1120.66	N/A	1211.86	1358.26	N/A	1239.44	N/A	1330.64	1477.04	N/A
TARN-6666-L	JG4	N/A	\$1760.28	\$1821.52	\$1982.56	\$2053.32	N/A	\$1903.63	\$1964.87	\$2125.91	\$2196.67
TARN-7272-L	JG4	N/A	2070.98	2145.65	2321.33	2390.66	N/A	2241.24	2315.91	2491.59	2560.92
TARQ-4242-L	JG4N	\$ 595.36	\$ 639.04	\$ 659.20	\$ 761.68	\$ 825.52	\$ 654.47	\$ 698.15	\$ 718.31	\$ 820.79	\$ 884.63
TARQ-4848-L	JG4N	749.86	799.78	822.82	939.94	1012.90	826.52	876.44	899.48	1016.60	1089.56
TARQ-5454-L	JG4N	924.96	981.12	1007.04	1138.80	1220.88	1021.51	1077.67	1103.59	1235.35	1317.43
TARQ-6060-L	JG4N	1120.66	1183.06	1211.86	1358.26	1449.46	1239.44	1301.84	1330.64	1477.04	1568.24
TARQ-6666-L	JG4	\$1494.25	\$1760.28	\$1821.52	\$1982.56	\$2025.24	\$1637.60	\$1903.63	\$1964.87	\$2125.91	\$2168.59
TARQ-7272-L	JG4	1759.66	2070.98	2145.65	2321.33	2362.58	1929.92	2241.24	2315.91	2491.59	2532.84
TARA-3060-L	JG4N	\$ 610.82	\$ 643.22	\$ 666.62	\$ 956.42	\$ 841.22	\$ 670.52	\$ 702.92	\$ 726.32	\$1016.12	\$ 900.92
TARA-3066-L	JG4N	662.77	697.33	722.29	1031.41	908.53	728.47	763.03	787.99	1097.11	974.23
TARA-3072-L	JG4N	714.72	751.44	777.96	1106.40	975.84	786.42	823.14	849.66	1178.10	1047.54
TARA-3660-L	JG4	\$ 714.72	\$ 749.28	\$ 774.24	\$1083.36	\$ 960.48	\$ 786.42	\$ 820.98	\$ 845.94	\$1155.06	\$1032.18
TARA-3666-L	JG4	777.06	813.78	840.30	1168.74	1038.18	855.96	892.68	919.20	1247.64	1117.08
TARA-4248-L	JG4	673.16	705.56	728.96	1018.76	903.56	740.06	772.46	795.86	1085.66	970.46
TARA-4254-L	JG4	745.89	780.45	805.41	1114.53	991.65	821.19	855.75	880.71	1189.83	1066.95
TARA-4260-L	JG4	818.62	855.34	881.86	1210.30	1079.74	902.32	939.04	965.56	1294.00	1163.44
TARA-4266-L	JG4	891.35	930.23	958.31	1306.07	1167.83	983.45	1022.33	1050.41	1398.17	1259.93
TARA-4272-L	JG4	964.08	1005.12	1034.76	1401.84	1255.92	1064.58	1105.62	1135.26	1502.34	1356.42
TARA-4278-L	JG4	1036.81	1080.01	1111.21	1497.61	1344.01	1145.71	1188.91	1220.11	1606.51	1452.91
TARA-4854-L	JG4	\$ 839.40	\$ 876.12	\$ 902.64	\$1231.08	\$1100.52	\$ 925.50	\$ 962.22	\$ 988.74	\$1317.18	\$1186.62
TARA-4860-L	JG4	922.52	961.40	989.48	1337.24	1199.00	1018.22	1057.10	1085.18	1432.94	1294.70
TARA-4866-L	JG4	1005.64	1046.68	1076.32	1443.40	1297.48	1110.94	1151.98	1181.62	1548.70	1402.78
TARA-4872-L	JG4	1088.76	1131.96	1163.16	1549.56	1395.96	1203.66	1246.86	1278.06	1664.46	1510.86
TARA-4878-L	JG4	1171.88	1217.24	1250.00	1655.72	1494.44	1296.38	1341.74	1374.50	1780.22	1618.94
TARA-5460-L	JG4	\$1026.42	\$1067.46	\$1097.10	\$1464.18	\$1318.26	\$1134.12	\$1175.16	\$1204.80	\$1571.88	\$1425.96
TARA-5466-L	JG4	1119.93	1163.13	1194.33	1580.73	1427.13	1238.43	1281.63	1312.83	1699.23	1545.63
TARA-5472-L	JG4	1213.44	1258.80	1291.56	1697.28	1536.00	1342.74	1388.10	1420.86	1826.58	1665.30
TARA-5478-L	JG4	1306.95	1354.47	1388.79	1813.83	1644.87	1447.05	1494.57	1528.89	1953.93	1784.97
TARA-6066-L	JG4	\$1234.22	\$1279.58	\$1312.34	\$1718.06	\$1556.78	\$1365.92	\$1411.28	\$1444.04	\$1849.76	\$1688.48
TARA-6072-L	JG4	1338.12	1385.64	1419.96	1845.00	1676.04	1481.82	1529.34	1563.66	1988.70	1819.74
TARA-6078-L	JG4	1442.02	1491.70	1527.58	1971.94	1795.30	1597.72	1647.40	1683.28	2127.64	1951.00

Planes Conference Tables — Interior Leg — Laminate

Half Round

No. of Pieces	No. of Legs	Depth	Width	Number	Laminate A					Laminate B									
					①	②	③	T	J	V1	V2	F	T	J	V1	V2	F		
1	4	60"(1524mm)	30"(762mm)	TAHN-3060-L	■	■	■	JG4N	■	\$607.84	\$636.73	\$661.34	\$624.00	\$ 838.96	\$624.00	\$696.13	\$720.74	\$624.00	\$ 898.36
1	4	72"(1829mm)	36"(914mm)	TAHN-3672-L	■	■	■	JG4N	■	835.54	870.37	900.04	857.00	1114.18	920.90	857.00	985.40	857.00	1199.54



TAHN

Features

- Includes 1 3/16"(30mm) thick top, interior leg bases and hardware.
- Standard table height is 29"(737mm).
- Laminate top with T-mold, 3mm edgeband, cascade or knife edges.
- Top available in standard or green core option.
- Bases are painted aluminum.
- Optional Flip top unit electrical modules are separately specified. Refer to electrical components for appropriate product specification.
- Available with glides only; 1/2"(13mm) height adjustment.
- Depth and width shown in nominal dimensions.
- Ships unassembled.
- Available on RUSH with Standard Core only.

Specification Tips

- Cable base not recommended for half round tables.
- 3mm edgeband edge is recommended to allow a flat seam between tables.
- Depth is meant to accommodate two 30"(762mm) or 36"(914mm) deep rectangular tables.
- The following Planes products are separately specified:
 - Grommets (field cut opening)
 - Flip top unit electrical modules
 - Horizontal wire manager
- Refer to Specification Guide for leg locations.

To Order, Specify:

1) Product number, including:

① Edge Option:

- T** T-Mold
- J** Edgeband
- V** Cascade
- F** Knife

② Core Option:

- S** Standard ■
- G** Green, add \$109.26 list

③ Flip Top Unit Cutout(s):

- N** None
- F** Center – single sided/4 outlets, add \$28.60 list
- J** Center – single-sided/6 outlets, add \$28.60 list

2) Laminate surface color.

3) Edge trim color.

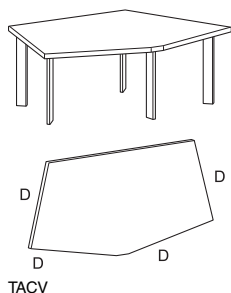
4) Base trim color.

Note: \$39.52 upcharge (list) for Metallic and accent trim colors.

Planes Conference Tables — Interior Leg — Laminate

Polygon

No. of Pieces	No. of Legs	Depth	Width	Number	①②③	Laminate A					Laminate B				
						T	J	V1	V2	F	T	J	V1	V2	F
1	5	30"(762mm)	60"(1524mm)	TACV-3060-L	JG4N	\$610.82	\$640.46	\$670.10	\$730.94	\$ 840.14	\$670.52	\$700.16	\$729.80	\$ 790.64	\$ 899.84
1	5	36"(914mm)	72"(1829mm)	TACV-3672-L	JG4N	\$839.40	\$874.93	\$910.46	\$983.39	1114.29	\$925.50	\$961.03	\$996.56	1069.49	1200.39



Features

- Includes 1 3/16"(30mm) thick top, interior leg bases and hardware.
- Standard table height is 29"(737mm).
- Laminate top with T-mold, 3mm edgeband, cascade or knife edges.
- Top available in standard or green core option.
- Bases are painted aluminum.
- Optional Flip Top unit electrical modules are separately specified. Refer to electrical components for appropriate product specification.
- Available with glides only; 1/2"(13mm) height adjustment.
- Depth and width shown in nominal dimensions.
- Ships unassembled.
- ◆ Available on RUSH with Standard Core only.

Specification Tips

- Cable base not recommended for polygon table.
- 3mm edgeband edge is recommended to allow a flat seam between tables.
- Depth matches 30"(762mm) or 36"(914mm) deep rectangular tables.
- The following Planes products are separately specified:
 - Grommets (field cut opening)
 - Flip top unit electrical modules
 - Horizontal wire manager
- Refer to Specification Guide for leg locations.

To Order, Specify:

1) Product number, including:

① Edge Option:

- T** T-Mold
- J** Edgeband
- V** Cascade
- F** Knife

② Core Option:

- S** Standard ◆
- G** Green, add \$109.26 list

③ Flip Top Unit Cutout(s):

- N** None
- F** Center – single-sided/4 outlets, add \$28.60 list
- J** Center – single-sided/6 outlets, add \$28.60 list

2) Laminate surface color.


3) Edge trim color.

4) Base trim color.

Note: \$39.52 upcharge (list) for Metallic and accent trim colors.

Planes Conference Tables — Interior Leg — Wood

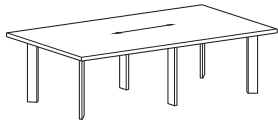
Round, Square, Rectangular



TARN



TARQ



TARA

Features

- Includes 1 3/16" (30mm) top, interior leg bases and hardware.
- Standard table height is 29" (737mm).
- Wood veneer top with wood edgeband, cascade or knife edge.
- Table top seams are 1mm edge band on two piece tops.
- Top available in standard or green core option.
- Interior legs are painted aluminum.
- Interior leg is 1 1/8" (29mm) x 3 1/4" (83mm).
- Optional cable base can be specified for tables 36" (914mm) deep and deeper:
 - 36" (914mm) deep tables will ship with 8" (203mm) x 14" (356mm) cable base.
 - 42" (1067mm) deep and deeper tables will ship with 14" (356mm) x 14" (356mm) cable base.
 - One piece tops will include one cable base to be centered under table top.
 - Two piece tops will include one cable base to be centered on seams under table top.
 - Cable base and table top(s) are wood veneer and can be specified in different surface colors and edge trim colors.
 - Refer to Specification Guide for use guidelines and details.
- Optional Flip top unit electrical modules are separately specified. Refer to electrical components for appropriate product specification.
- Available with glides only; 1/2" (13mm) height adjustment.
- Depth and width shown in nominal dimensions.
- Ships unassembled.

Specification Tips

- Cable base not recommended for 30" (762mm) deep tables.
- Tables with multiple-piece tops have equal sized pieces.
- The following Planes products are separately specified:
 - Grommets (field cut opening)
 - Flip top unit electrical modules
 - Horizontal wire manager
- Refer to Specification Guide for seating capacities with Cable Base Option and leg locations.

To Order, Specify:

1) Product number, including:

① Edge Option:

- K** Edgeband
- M** Cascade
- U** Knife

② Core Option:

- S** Standard
- G** Green, add **\$109.26** list

③ Flip Top Unit Cutout(s):

Cutout options **F, J, M, Q**:
 add **\$28.60** list for one-piece top;
 add **\$57.20** list for two-piece tops.

- N** None
- F** Center – single-sided/4 outlets
- J** Center – single-sided/6 outlets
- M** Center – double-sided/8 outlets
- Q** Center – double-sided/12 outlets

④ Cable Base Option:

- N** None
- C** Cable Base:
 add **\$572.00** list for 36" deep tables;
 add **\$603.20** list for 42" deep and deeper tables

2) Wood finish color.

3) Base trim color.

4) Wood finish color – Cable Base.

Note: **\$39.52** upcharge (list) for Metallic and accent trim colors.

Planes Conference Tables — Interior Leg — Wood

No. of Pieces	No. of Legs	Seating Capacity*	Depth	Width	Number					Wood Group A	Wood Group B	Wood Group A	Wood Group B	Wood Group A	Wood Group B
						①	②	③	④	K	K	M	M	U	U
Round															
1	4	4	42"(1067mm)	42"(1067mm)	TARN-4242-W	■	■	■	JG4N	\$ 972.89	\$ 996.70	\$1109.81	\$1140.17	\$1172.64	\$1217.79
1	4	4	48"(1219mm)	48"(1219mm)	TARN-4848-W	■	■	■	JG4N	1203.05	1241.20	1418.89	1467.98	1503.72	1572.77
1	4	4	54"(1372mm)	54"(1372mm)	TARN-5454-W	■	■	■	JG4N	1461.05	1515.26	1770.66	1841.05	1880.74	1977.03
1	4	4	60"(1524mm)	60"(1524mm)	TARN-6060-W	■	■	■	JG4N	1746.89	1818.88	2165.59	2259.90	2304.29	2431.23
2	6	6	66"(1676mm)	66"(1676mm)	TARN-6666-W	■	■	■	JG4	\$2688.66	\$2780.15	\$3145.35	\$3266.12	\$3304.21	\$3465.10
2	6	6	72"(1829mm)	72"(1829mm)	TARN-7272-W	■	■	■	JG4	3229.69	3342.40	3703.90	3853.76	3925.37	4123.62
Square															
1	4	4	42"(1067mm)	42"(1067mm)	TARQ-4242-W	■	■	■	JG4N	\$ 972.89	\$ 996.70	\$1109.81	\$1140.17	\$1172.64	\$1217.79
1	4	4	48"(1219mm)	48"(1219mm)	TARQ-4848-W	■	■	■	JG4N	1203.05	1241.20	1418.89	1467.98	1503.72	1572.77
1	4	4	54"(1372mm)	54"(1372mm)	TARQ-5454-W	■	■	■	JG4N	1461.05	1515.26	1770.66	1841.05	1880.74	1977.03
1	4	8	60"(1524mm)	60"(1524mm)	TARQ-6060-W	■	■	■	JG4N	1746.89	1818.88	2165.59	2259.90	2304.29	2431.23
2	6	8	66"(1676mm)	66"(1676mm)	TARQ-6666-W	■	■	■	JG4	\$2688.66	\$2780.15	\$3145.35	\$3266.12	\$3304.21	\$3465.10
2	6	8	72"(1829mm)	72"(1829mm)	TARQ-7272-W	■	■	■	JG4	3229.69	3342.40	3703.90	3853.76	3925.37	4123.62
Rectangular															
1	4	4	30"(762mm)	60"(1524mm)	TARA-3060-W	■	■	■	JG4N	\$ 968.54	\$1033.49	\$1087.08	\$1193.46	\$1204.20	\$1306.98
1	4	4		66"(1676mm)	TARA-3066-W	■	■	■	JG4N	1055.66	1136.34	1188.69	1313.19	1318.71	1441.72
1	6	4		72"(1829mm)	TARA-3072-W	■	■	■	JG4N	1143.02	1239.48	1290.30	1432.92	1434.92	1578.45
1	4	4	36"(914mm)	60"(1524mm)	TARA-3660-W	■	■	■	JG4	\$1130.97	\$1225.08	\$1329.90	\$1468.20	\$1382.34	\$1516.80
1	4	4		66"(1676mm)	TARA-3666-W	■	■	■	JG4	1233.66	1346.28	1446.96	1606.14	1513.15	1670.74
1	4	4	42"(1067mm)	48"(1219mm)	TARA-4248-W	■	■	■	JG4	\$1057.62	\$1138.41	\$1307.70	\$1430.64	\$1271.37	\$1386.30
1	4	4		54"(1372mm)	TARA-4254-W	■	■	■	JG4	1175.39	1277.39	1440.21	1586.79	1415.07	1555.46
1	4	4		60"(1524mm)	TARA-4260-W	■	■	■	JG4	1293.40	1416.66	1572.72	1742.94	1560.48	1726.62
1	4	6		66"(1676mm)	TARA-4266-W	■	■	■	JG4	1411.66	1556.22	1705.23	1899.09	1707.59	1899.77
1	6	6		72"(1829mm)	TARA-4272-W	■	■	■	JG4	1530.16	1696.08	1837.74	2055.24	1856.40	2074.92
1	6	6		78"(1981mm)	TARA-4278-W	■	■	■	JG4	1648.90	1836.22	1970.25	2211.39	2006.91	2252.07
1	4	4	48"(1219mm)	54"(1372mm)	TARA-4854-W	■	■	■	JG4	\$1322.25	\$1450.62	\$1667.58	\$1843.32	\$1576.91	\$1746.08
1	4	4		60"(1524mm)	TARA-4860-W	■	■	■	JG4	1455.83	1608.25	1815.54	2017.68	1738.62	1936.44
1	4	6		66"(1676mm)	TARA-4866-W	■	■	■	JG4	1589.66	1766.17	1963.50	2192.04	1902.03	2128.80
1	6	6		72"(1829mm)	TARA-4872-W	■	■	■	JG4	1723.73	1924.37	2111.46	2366.40	2067.14	2323.16
1	6	8		78"(1981mm)	TARA-4878-W	■	■	■	JG4	1858.04	2082.87	2259.42	2540.76	2233.96	2519.51
1	4	4	54"(1372mm)	60"(1524mm)	TARA-5460-W	■	■	■	JG4	\$1618.26	\$1799.84	\$2058.36	\$2292.42	\$1916.76	\$2146.26
1	4	6		66"(1676mm)	TARA-5466-W	■	■	■	JG4	1767.66	1976.11	2221.77	2484.99	2096.47	2357.83
1	6	6		72"(1829mm)	TARA-5472-W	■	■	■	JG4	1917.30	2152.67	2385.18	2677.56	2277.88	2571.39
1	4	6		78"(1981mm)	TARA-5478-W	■	■	■	JG4	2067.18	2329.52	2548.59	2870.13	2461.00	2786.95
1	4	8	60"(1524mm)	66"(1676mm)	TARA-6066-W	■	■	■	JG4	\$1945.66	\$2186.05	\$2480.04	\$2777.94	\$2290.91	\$2586.86
1	6	8		72"(1829mm)	TARA-6072-W	■	■	■	JG4	2110.87	2380.97	2658.90	2988.72	2488.63	2819.63
1	6	8		78"(1981mm)	TARA-6078-W	■	■	■	JG4	2276.33	2576.17	2837.76	3199.50	2688.04	3054.40

*Recommended seating capacity based upon 27"(686mm) per chair.

Planes Conference Tables — Interior Leg — Wood

Half Round

No. of Pieces	No. of Legs	Depth	Width	Number	① ② ③		Wood Group A	Group B	Wood Group A	Group B	Wood Group A	Group B	
					K	K	M	M	U	U			
1	4	60"(1524mm)	30"(762mm)	TAHN-3060-W	■	■	JG4N	\$ 976.07	\$ 996.28	\$1141.92	\$1168.55	\$1167.60	\$1199.58
1	4	72"(1829mm)	36"(914mm)	TAHN-3672-W	■	■	JG4N	1393.19	1415.38	1593.14	1623.07	1624.10	1660.48



TAHN

Features

- Includes 1 3/16"(30mm) thick top, interior leg bases and hardware.
- Standard table height is 29"(737mm).
- Wood veneer top with 3mm wood edgeband, cascade or knife wood edge.
- Top available in standard or green core option.
- Bases are painted aluminum.
- Optional Flip top unit electrical modules are separately specified. Refer to electrical components for appropriate product specification.
- Available with glides only; 1/2"(13mm) height adjustment.
- Depth and width shown in nominal dimensions.
- Ships unassembled.

Specification Tips

- Cable base not recommended for half round tables.
- 3mm edgeband edge is recommended to allow a flat seam between tables; refer to Specification Guide.
- Depth is meant to accommodate two 30"(762mm) or 36"(914mm) deep rectangular tables.
- The following Planes products are separately specified:
 - Grommets (field cut opening)
 - Flip top unit electrical modules
 - Horizontal wire manager
- Refer to Specification Guide for leg locations.

To Order, Specify:

1) Product number, including:

① Edge Option:

- K** Edgeband
- M** Cascade
- U** Knife

② Core Option:

- S** Standard
- G** Green, add \$109.26 list

③ Flip Top Unit Cutout(s):

- N** None
- F** Center – single-sided/4 outlets, add \$28.60 list
- J** Center – single-sided/6 outlets, add \$28.60 list

2) Wood finish color.

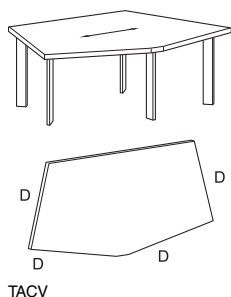
3) Base trim color.

Note: \$39.52 upcharge (list) for Metallic and accent trim colors.

Planes Conference Tables — Interior Leg — Wood

Polygon

No. of Pieces	No. of Legs	Depth	Width	Number	① ② ③		Wood Group A	Group B	Wood Group A	Group B	Wood Group A	Group B	
					K	K	M	M	U	U			
1	5	30"(762mm)	60"(1524mm)	TACV-3060-W	■	■	JG4N	\$ 981.48	\$1004.70	\$1151.52	\$1182.54	\$1173.36	\$1213.74
1	5	36"(914mm)	72"(1829mm)	TACV-3672-W	■	■	JG4N	1347.30	1456.64	1579.92	1698.61	1654.06	1783.97



TACV

Features

- Includes 1 3/16"(30mm) thick top, interior leg bases and hardware.
- Standard table height is 29"(737mm).
- Wood veneer top with 3mm edgeband, cascade or knife wood edges
- Top available in standard or green core option.
- Bases are painted aluminum.
- Optional Flip top unit electrical modules are separately specified. Refer to electrical components for appropriate product specification.
- Available with glides only; 1/2"(13mm) height adjustment.
- Depth and width shown in nominal dimensions.
- Ships unassembled.

Specification Tips

- Cable bases not recommended for polygon tables.
- 3mm edgeband edge is recommended to allow a flat seam between tables.
- Depth is meant to accommodate 30"(762mm) or 36"(914mm) deep rectangular tables.
- The following Planes products are separately specified:
 - Grommets (field cut opening)
 - Flip top unit electrical modules
 - Horizontal wire manager
- Refer to Specification Guide for leg locations.

To Order, Specify:

1) Product number, including:

① Edge Option:

- K** Edgeband
- M** Cascade
- U** Knife

② Core Option:

- S** Standard
- G** Green, add \$109.26 list

③ Flip Top Unit Cutout(s):

- N** None
- F** Center – single-sided/4 outlets, add \$28.60 list
- J** Center – single-sided/6 outlets, add \$28.60 list

2) Wood finish color.

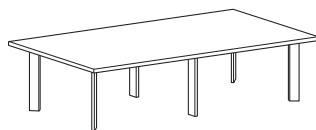
3) Base trim color.

Note: \$39.52 upcharge (list) for Metallic and accent trim colors.

This page intentionally blank

Planes Conference Tables — One-Piece Top — Interior Leg — Laminate

Rectangular



TARA

Features

- Includes 1 3/16" (30mm) thick top, interior leg bases and hardware.
 - Standard table height is 29" (737mm).
 - Laminate top with T-mold, 3mm edgeband, cascade or knife edges based upon shape.
 - Top available in standard or green core option.
 - Interior legs are painted aluminum.
 - Interior leg is 1 1/8" (29mm) x 3 1/4" (83mm).
 - Optional cable base can be specified for tables 36" (914mm) deep and deeper:
 - 36" (914mm) deep tables will ship with 8" (203mm) x 14" (356mm) cable base.
 - 42" (1067mm) deep and deeper tables will ship with 14" (356mm) x 14" (356mm) cable base.
 - One piece tops will include one cable base to be centered under table top.
 - Cable base and table top(s) are laminate and can be specified in different surface colors and edge trim colors.
 - Refer to Specification Guide for use guidelines.
 - Optional Flip top unit electrical modules are separately specified. Refer to electrical components for appropriate product specification.
 - Available with glides only; 1/2" (13mm) height adjustment.
 - Depth and width shown in nominal dimensions.
 - Ships unassembled.
- ◆ Available on RUSH with Standard Core only.

Specification Tips

- Cable base for 36" (914mm) deep table is not compatible with Flip Top Cut Out Options (M) and (Q).
- The following Planes products are separately specified:
 - Grommets (field cut opening)
 - Flip top unit electrical modules
 - Horizontal wire management
- Refer to Specification Guide for seating capacities with Cable Base Option and leg locations.

To Order, Specify:

1) Product number, including:

1 Edge Option:

- T** T-Mold
- J** Edgeband
- V** Cascade
- F** Knife

2 Core Option:

- S** Standard
- G** Green, add **\$109.26** list

3 Flip Top Unit Cutout(s):

- N** None
- F** Center – single-sided/4 outlets, add **\$28.60** list
- V** Left/Right – single-sided/4 outlets, add **\$57.20** list
- J** Center – single-sided/6 outlets, add **\$28.60** list
- K** Left/Right – single-sided/6 outlets, add **\$57.20** list
- M** Center – double-sided/8 outlets, add **\$28.60** list
- P** Left/Right – double-sided/8 outlets, add **\$57.20** list
- Q** Center – double-sided/12 outlets, add **\$28.60** list
- T** Left/Right – double-sided/12 outlets, add **\$57.20** list

4 Cable Base Option:

- N** None
- C** Cable Base: add **\$572.00** list for 36" deep tables; add **\$603.20** list for 42" deep and deeper tables

- 2) Laminate surface color.
- 3) Edge trim color.
- 4) Base trim color.
- 5) Laminate surface – Cable Base
- 6) Edge trim color – Cable Base

Note: **\$39.52** upcharge (list) for Metallic and accent trim colors.

Planes Conference Tables — One-Piece Top — Interior Leg — Laminate

Rectangular

No. of Pieces	Seating Capacity*	Depth	Width	Number	①	②	③	④
6	6	36"(914mm)	72"(1829mm)	TARA-3672-L	■	■	■	JG4 ■
6	6		78"(1981mm)	TARA-3678-L	■	■	■	JG4 ■
6	6		84"(2134mm)	TARA-3684-L	■	■	■	JG4 ■
6	8		90"(2286mm)	TARA-3690-L	■	■	■	JG4 ■
6	8		96"(2438mm)	TARA-3696-L	■	■	■	JG4 ■
6	6	42"(1067mm)	84"(2134mm)	TARA-4284-L	■	■	■	JG4 ■
6	8		90"(2286mm)	TARA-4290-L	■	■	■	JG4 ■
6	8		96"(2438mm)	TARA-4296-L	■	■	■	JG4 ■
6	8		102"(2591mm)	TARA-42A2-L	■	■	■	JG4 ■
6	10		108"(2743mm)	TARA-42A8-L	■	■	■	JG4 ■
6	10		114"(2896mm)	TARA-42B4-L	■	■	■	JG4 ■
6	10		120"(3048mm)	TARA-42C0-L	■	■	■	JG4 ■
6	6	48"(1291mm)	84"(2134mm)	TARA-4884-L	■	■	■	JG4 ■
6	8		90"(2286mm)	TARA-4890-L	■	■	■	JG4 ■
6	8		96"(2438mm)	TARA-4896-L	■	■	■	JG4 ■
6	8		102"(2591mm)	TARA-48A2-L	■	■	■	JG4 ■
6	10		108"(2743mm)	TARA-48A8-L	■	■	■	JG4 ■
6	10		114"(2896mm)	TARA-48B4-L	■	■	■	JG4 ■
6	10		120"(3048mm)	TARA-48C0-L	■	■	■	JG4 ■
6	8	54"(1372mm)	84"(2134mm)	TARA-5484-L	■	■	■	JG4 ■
6	10		90"(2286mm)	TARA-5490-L	■	■	■	JG4 ■
6	10		96"(2438mm)	TARA-5496-L	■	■	■	JG4 ■
6	10		102"(2591mm)	TARA-54A2-L	■	■	■	JG4 ■
6	10		108"(2743mm)	TARA-54A8-L	■	■	■	JG4 ■
6	10		114"(2896mm)	TARA-54B4-L	■	■	■	JG4 ■
6	10		120"(3048mm)	TARA-54C0-L	■	■	■	JG4 ■
6	10	60"(1524mm)	84"(2134mm)	TARA-6084-L	■	■	■	JG4 ■
6	10		90"(2286mm)	TARA-6090-L	■	■	■	JG4 ■
6	10		96"(2438mm)	TARA-6096-L	■	■	■	JG4 ■
6	10		102"(2591mm)	TARA-60A2-L	■	■	■	JG4 ■
6	10		108"(2743mm)	TARA-60A8-L	■	■	■	JG4 ■
6	10		114"(2896mm)	TARA-60B4-L	■	■	■	JG4 ■
6	10		120"(3048mm)	TARA-60C0-L	■	■	■	JG4 ■

*Recommended seating capacity based upon 27"(686mm) per chair.

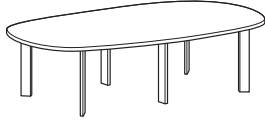
Planes Conference Tables — One-Piece Top — Interior Leg — Laminate

Rectangular

Number	①	②	③	④	Laminate A					Laminte B				
					T	J	V1	V2	F	T	J	V1	V2	F
TARA-3672-L	■	■	■	JG4	\$ 839.40	\$ 878.28	\$ 906.36	\$1254.12	\$1115.88	\$ 925.50	\$ 964.38	\$ 992.46	\$1340.22	\$1201.98
TARA-3678-L	■	■	■	JG4	901.74	942.78	972.42	1339.50	1193.58	995.04	1036.08	1065.72	1432.80	1286.88
TARA-3684-L	■	■	■	JG4	964.08	1007.28	1038.48	1424.88	1271.28	1064.58	1107.78	1138.98	1525.38	1371.78
TARA-3690-L	■	■	■	JG4	1026.42	1071.78	1104.54	1510.26	1348.98	1134.12	1179.48	1212.24	1617.96	1456.68
TARA-3696-L	■	■	■	JG4	1088.76	1136.28	1170.60	1595.64	1426.68	1203.66	1251.18	1285.50	1710.54	1541.58
TARA-4284-L	■	■	■	JG4	\$1109.54	\$1154.90	\$1187.66	\$1593.38	\$1432.10	\$1226.84	\$1272.20	\$1304.96	\$1710.68	\$1549.40
TARA-4290-L	■	■	■	JG4	1182.27	1229.79	1264.11	1689.15	1520.19	1307.97	1355.49	1389.81	1814.85	1645.89
TARA-4296-L	■	■	■	JG4	1255.00	1304.68	1340.56	1784.92	1608.28	1389.10	1438.78	1474.66	1919.02	1742.38
TARA-42A2-L	■	■	■	JG4	1327.73	1379.57	1417.01	1880.69	1696.37	1470.23	1522.07	1559.51	2023.19	1838.87
TARA-42A8-L	■	■	■	JG4	1400.46	1454.46	1493.46	1976.46	1784.46	1551.36	1605.36	1644.36	2127.36	1935.36
TARA-42B4-L	■	■	■	JG4	1473.19	1529.35	1569.91	2072.23	1872.55	1632.49	1688.65	1729.21	2231.53	2031.85
TARA-42C0-L	■	■	■	JG4	1545.92	1604.24	1646.36	2168.00	1960.64	1713.62	1771.94	1814.06	2335.70	2128.34
TARA-4884-L	■	■	■	JG4	\$1255.00	\$1302.52	\$1336.84	\$1761.88	\$1592.92	\$1389.10	\$1436.62	\$1470.94	\$1895.98	\$1727.02
TARA-4890-L	■	■	■	JG4	1338.12	1387.80	1423.68	1868.04	1691.40	1481.82	1531.50	1567.38	2011.74	1835.10
TARA-4896-L	■	■	■	JG4	1421.24	1473.08	1510.52	1974.20	1789.88	1574.54	1626.38	1663.82	2127.50	1943.18
TARA-48A2-L	■	■	■	JG4	1504.36	1558.36	1597.36	2080.36	1888.36	1667.26	1721.26	1760.26	2243.26	2051.26
TARA-48A8-L	■	■	■	JG4	1587.48	1643.64	1684.20	2186.52	1986.84	1759.98	1816.14	1856.70	2359.02	2159.34
TARA-48B4-L	■	■	■	JG4	1670.60	1728.92	1771.04	2292.68	2085.32	1852.70	1911.02	1953.14	2474.78	2267.42
TARA-48C0-L	■	■	■	JG4	1753.72	1814.20	1857.88	2398.84	2183.80	1945.42	2005.90	2049.58	2590.54	2375.50
TARA-5484-L	■	■	■	JG4	\$1400.46	\$1450.14	\$1486.02	\$1930.38	\$1753.74	\$1551.36	\$1601.04	\$1636.92	\$2081.28	\$1904.64
TARA-5490-L	■	■	■	JG4	1493.97	1545.81	1583.25	2046.93	1862.61	1655.67	1707.51	1744.95	2208.63	2024.31
TARA-5496-L	■	■	■	JG4	1587.48	1641.48	1680.48	2163.48	1971.48	1759.98	1813.98	1852.98	2335.98	2143.98
TARA-54A2-L	■	■	■	JG4	1680.99	1737.15	1777.71	2280.03	2080.35	1864.29	1920.45	1961.01	2463.33	2263.65
TARA-54A8-L	■	■	■	JG4	1774.50	1832.82	1874.94	2396.58	2189.22	1968.60	2026.92	2069.04	2590.68	2383.32
TARA-54B4-L	■	■	■	JG4	1868.01	1928.49	1972.17	2513.13	2298.09	2072.91	2133.39	2177.07	2718.03	2502.99
TARA-54C0-L	■	■	■	JG4	1961.52	2024.16	2069.40	2629.68	2406.96	2177.22	2239.86	2285.10	2845.38	2622.66
TARA-6084-L	■	■	■	JG4	\$1545.92	\$1597.76	\$1635.20	\$2098.88	\$1914.56	\$1713.62	\$1765.46	\$1802.90	\$2266.58	\$2082.26
TARA-6090-L	■	■	■	JG4	1649.82	1703.82	1742.82	2225.82	2033.82	1829.52	1883.52	1922.52	2405.52	2213.52
TARA-6096-L	■	■	■	JG4	1753.72	1809.88	1850.44	2352.76	2153.08	1945.42	2001.58	2042.14	2544.46	2344.78
TARA-60A2-L	■	■	■	JG4	1857.62	1915.94	1958.06	2479.70	2272.34	2061.32	2119.64	2161.76	2683.40	2476.04
TARA-60A8-L	■	■	■	JG4	1961.52	2022.00	2065.68	2606.64	2391.60	2177.22	2237.70	2281.38	2822.34	2607.30
TARA-60B4-L	■	■	■	JG4	2065.42	2128.06	2173.30	2733.58	2510.86	2293.12	2355.76	2401.00	2961.28	2738.56
TARA-60C0-L	■	■	■	JG4	2169.32	2234.12	2280.92	2860.52	2630.12	2409.02	2473.82	2520.62	3100.22	2869.82

Planes Conference Tables — One-Piece Top — Interior Leg — Laminate

Pebble



TARP

Features

- Includes 1 3/16" (30mm) thick top, interior leg bases and hardware.
- Standard table height is 29" (737mm).
- Laminate top with T-mold or cascade edges.
- Top available in standard or green core option.
- Interior legs are painted aluminum.
- Interior leg is 1 1/8" (29mm) x 3 1/4" (83mm).
- Optional cable base can be specified for tables 36" (914mm) deep and deeper:
 - 36" (914mm) deep tables will ship with 8" (203mm) x 14" (356mm) cable base.
 - 42" (1067mm) deep and deeper tables will ship with 14" (356mm) x 14" (356mm) cable base.
 - One piece tops will include one cable base to be centered under table top.
 - Cable base and table top(s) are laminate and can be specified in different surface colors and edge trim colors.
 - Refer to Specification Guide for use guidelines.
- Optional Flip top unit electrical modules are separately specified. Refer to electrical components for appropriate product specification.
- Available with glides only; 1/2" (13mm) height adjustment.
- Depth and width shown in nominal dimensions.
- Ships unassembled.
- ◆ Available on RUSH with Standard Core only.

Specification Tips

- Cable base for 36" (914mm) deep table is not compatible with Flip Top Cut Out Options (M) and (Q).
- The following Planes products are separately specified:
 - Grommets (field cut grommet)
 - Flip top unit electrical modules
 - Horizontal wire management
- Refer to Specification Guide for seating capacities with Cable Base Option and leg locations.

To Order, Specify:

1) Product number, including:

① Edge Option:

- T** T-Mold
- V** Cascade

② Core Option:

- S** Standard ◆
- G** Green, add \$109.26 list

③ Flip Top Unit Cutout(s):

- N** None
- F** Center – single-sided/4 outlets, add \$28.60 list
- V** Left/Right – single-sided/4 outlets, add \$57.20 list
- J** Center – single-sided/6 outlets, add \$28.60 list
- K** Left/Right – single-sided/6 outlets, add \$57.20 list
- M** Center – double-sided/8 outlets, add \$28.60 list
- P** Left/Right – double-sided/8 outlets, add \$57.20 list
- Q** Center – double-sided/12 outlets, add \$28.60 list
- T** Left/Right – double-sided/12 outlets, add \$57.20 list

④ Cable Base Option:

- N** None
- C** Cable Base: add \$572.00 list for 36" deep tables; add \$603.20 list for 42" deep and deeper tables

- 2) Laminate surface color.
- 3) Edge trim color.
- 4) Base trim color.
- 5) Laminate surface – Cable Base
- 6) Edge trim color – Cable Base

Note: \$39.52 upcharge (list) for Metallic and accent trim colors.

Planes Conference Tables — One-Piece Top — Interior Leg — Laminate

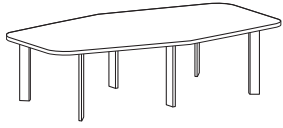
Pebble

No. of Legs	Seating Capacity*	Depth	Width	Number	① ② ③ ④	Laminate A			Laminate B		
						T	V1	V2	T	V1	V2
4	6	36"(914mm)	72"(1829mm)	TARP-3672-L	■ ■ ■ JG4 ■	\$ 839.40	\$ 906.36	\$1254.12	\$ 925.50	\$ 992.46	\$1340.22
6	6		78"(1981mm)	TARP-3678-L	■ ■ ■ JG4 ■	901.74	972.42	1339.50	995.04	1065.72	1432.80
6	6		84"(2134mm)	TARP-3684-L	■ ■ ■ JG4 ■	964.08	1038.48	1424.88	1064.58	1138.98	1525.38
6	8		90"(2286mm)	TARP-3690-L	■ ■ ■ JG4 ■	1026.42	1104.54	1510.26	1134.12	1212.24	1617.96
6	8		96"(2438mm)	TARP-3696-L	■ ■ ■ JG4 ■	1088.76	1170.60	1595.64	1203.66	1285.50	1710.54
6	6	42"(1067mm)	84"(2134mm)	TARP-4284-L	■ ■ ■ JG4 ■	\$1109.54	\$1187.66	\$1593.38	\$1226.84	\$1304.96	\$1710.68
6	8		90"(2286mm)	TARP-4290-L	■ ■ ■ JG4 ■	1182.27	1264.11	1689.15	1307.97	1389.81	1814.85
6	8		96"(2438mm)	TARP-4296-L	■ ■ ■ JG4 ■	1255.00	1340.56	1784.92	1389.10	1474.66	1919.02
6	8		102"(2591mm)	TARP-42A2-L	■ ■ ■ JG4 ■	1327.73	1417.01	1880.69	1470.23	1559.51	2023.19
6	10		108"(2743mm)	TARP-42A8-L	■ ■ ■ JG4 ■	1400.46	1493.46	1976.46	1551.36	1644.36	2127.36
6	10		114"(2896mm)	TARP-42B4-L	■ ■ ■ JG4 ■	1473.19	1569.91	2072.23	1632.49	1729.21	2231.53
6	10		120"(3048mm)	TARP-42C0-L	■ ■ ■ JG4 ■	1545.92	1646.36	2168.00	1713.62	1814.06	2335.70
6	6	48"(1291mm)	84"(2134mm)	TARP-4884-L	■ ■ ■ JG4 ■	\$1255.00	\$1336.84	\$1761.88	\$1389.10	\$1470.94	\$1895.98
6	8		90"(2286mm)	TARP-4890-L	■ ■ ■ JG4 ■	1338.12	1423.68	1868.04	1481.82	1567.38	2011.74
6	8		96"(2438mm)	TARP-4896-L	■ ■ ■ JG4 ■	1421.24	1510.52	1974.20	1574.54	1663.82	2127.50
6	8		102"(2591mm)	TARP-48A2-L	■ ■ ■ JG4 ■	1504.36	1597.36	2080.36	1667.26	1760.26	2243.26
6	10		108"(2743mm)	TARP-48A8-L	■ ■ ■ JG4 ■	1587.48	1684.20	2186.52	1759.98	1856.70	2359.02
6	10		114"(2896mm)	TARP-48B4-L	■ ■ ■ JG4 ■	1670.60	1771.04	2292.68	1852.70	1953.14	2474.78
6	10		120"(3048mm)	TARP-48C0-L	■ ■ ■ JG4 ■	1753.72	1857.88	2398.84	1945.42	2049.58	2590.54
6	8	54"(1372mm)	84"(2134mm)	TARP-5484-L	■ ■ ■ JG4 ■	\$1400.46	\$1486.02	\$1930.38	\$1551.36	\$1636.92	\$2081.28
6	10		90"(2286mm)	TARP-5490-L	■ ■ ■ JG4 ■	1493.97	1583.25	2046.93	1655.67	1744.95	2208.63
6	10		96"(2438mm)	TARP-5496-L	■ ■ ■ JG4 ■	1587.48	1680.48	2163.48	1759.98	1852.98	2335.98
6	10		102"(2591mm)	TARP-54A2-L	■ ■ ■ JG4 ■	1680.99	1777.71	2280.03	1864.29	1961.01	2463.33
6	10		108"(2743mm)	TARP-54A8-L	■ ■ ■ JG4 ■	1774.50	1874.94	2396.58	1968.60	2069.04	2590.68
6	10		114"(2896mm)	TARP-54B4-L	■ ■ ■ JG4 ■	1868.01	1972.17	2513.13	2072.91	2177.07	2718.03
6	10		120"(3048mm)	TARP-54C0-L	■ ■ ■ JG4 ■	1961.52	2069.40	2629.68	2177.22	2285.10	2845.38
6	10	60"(1524mm)	84"(2134mm)	TARP-6084-L	■ ■ ■ JG4 ■	\$1545.92	\$1635.20	\$2098.88	\$1713.62	\$1802.90	\$2266.58
6	10		90"(2286mm)	TARP-6090-L	■ ■ ■ JG4 ■	1649.82	1742.82	2225.82	1829.52	1922.52	2405.52
6	10		96"(2438mm)	TARP-6096-L	■ ■ ■ JG4 ■	1753.72	1850.44	2352.76	1945.42	2042.14	2544.46
6	10		102"(2591mm)	TARP-60A2-L	■ ■ ■ JG4 ■	1857.62	1958.06	2479.70	2061.32	2161.76	2683.40
6	10		108"(2743mm)	TARP-60A8-L	■ ■ ■ JG4 ■	1961.52	2065.68	2606.64	2177.22	2281.38	2822.34
6	10		114"(2896mm)	TARP-60B4-L	■ ■ ■ JG4 ■	2065.42	2173.30	2733.58	2293.12	2401.00	2961.28
6	10		120"(3048mm)	TARP-60C0-L	■ ■ ■ JG4 ■	2169.32	2280.92	2860.52	2409.02	2520.62	3100.22

*Recommended seating capacity based upon 27"(686mm) per chair.

Planes Conference Tables — One-Piece Top — Interior Leg — Laminate

Hexagon



TARX

Features

- Includes 1 3/16" (30mm) thick top, interior leg bases and hardware.
- Standard table height is 29" (737mm).
- Laminate top with T-mold or cascade edges.
- Top available in standard or green core option.
- Interior legs are painted aluminum.
- Interior leg is 1 1/8" (29mm) x 3 1/4" (83mm).
- Optional cable base can be specified for tables 36" (914mm) deep and deeper:
 - 36" (914mm) deep tables will ship with 8" (203mm) x 14" (356mm) cable base.
 - 42" (1067mm) deep and deeper tables will ship with 14" (356mm) x 14" (356mm) cable base.
 - One piece tops will include one cable base to be centered under table top.
 - Cable base and table top(s) are laminate and can be specified in different surface colors and edge trim colors.
 - Refer to Specification Guide for use guidelines.
- Optional Flip top unit electrical modules are separately specified. Refer to electrical components for appropriate product specification.
- Available with glides only; 1/2" (13mm) height adjustment.
- Depth and width shown in nominal dimensions.
- Ships unassembled.
- ◆ Available on RUSH with Standard Core only.

Specification Tips

- Cable base for 36" (914mm) deep table is not compatible with Flip Top Cut Out Options (M) and (Q).
- The following Planes products are separately specified:
 - Grommets (field cut opening)
 - Flip top unit electrical modules
 - Horizontal wire management
- Refer to Specification Guide for seating capacities with Cable Base Option and leg locations.

To Order, Specify:

1) Product number, including:

① Edge Option:

- T** T-Mold
- V** Cascade

② Core Option:

- S** Standard ◆
- G** Green, add \$109.26 list

③ Flip Top Unit Cutout(s):

- N** None
- F** Center – single-sided/4 outlets, add \$28.60 list
- V** Left/Right – single-sided/4 outlets, add \$57.20 list
- J** Center – single-sided/6 outlets, add \$28.60 list
- K** Left/Right – single-sided/6 outlets, add \$57.20 list
- M** Center – double-sided/8 outlets, add \$28.60 list
- P** Left/Right – double-sided/8 outlets, add \$57.20 list
- Q** Center – double-sided/12 outlets, add \$28.60 list
- T** Left/Right – double-sided/12 outlets, add \$57.20 list

④ Cable Base Option:

- N** None
- C** Cable Base: add \$572.00 list for 36" deep tables; add \$603.20 list for 42" deep and deeper tables

- Laminate surface color.
- Edge trim color.
- Base trim color.
- Laminate surface – Cable Base
- Edge trim color – Cable Base

Note: \$39.52 upcharge (list) for Metallic and accent trim colors.

Planes Conference Tables — One-Piece Top — Interior Leg — Laminate

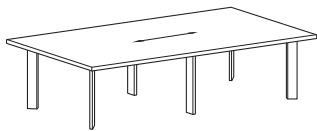
Hexagon

No. of Legs	Seating Capacity*	Depth	Width	Number	① ② ③ ④	Laminate A			Laminate B		
						T	V1	V2	T	V1	V2
4	6	36"(914mm)	72"(1829mm)	TARX-3672-L	■ ■ ■ JG4 ■	\$ 839.40	\$ 906.36	\$1254.12	\$ 925.50	\$ 992.46	\$1340.22
6	6		78"(1981mm)	TARX-3678-L	■ ■ ■ JG4 ■	901.74	972.42	1339.50	995.04	1065.72	1432.80
6	6		84"(2134mm)	TARX-3684-L	■ ■ ■ JG4 ■	964.08	1038.48	1424.88	1064.58	1138.98	1525.38
6	8		90"(2286mm)	TARX-3690-L	■ ■ ■ JG4 ■	1026.42	1104.54	1510.26	1134.12	1212.24	1617.96
6	8		96"(2438mm)	TARX-3696-L	■ ■ ■ JG4 ■	1088.76	1170.60	1595.64	1203.66	1285.50	1710.54
6	6	42"(1067mm)	84"(2134mm)	TARX-4284-L	■ ■ ■ JG4 ■	\$1109.54	\$1187.66	\$1593.38	\$1226.84	\$1304.96	\$1710.68
6	8		90"(2286mm)	TARX-4290-L	■ ■ ■ JG4 ■	1182.27	1264.11	1689.15	1307.97	1389.81	1814.85
6	8		96"(2438mm)	TARX-4296-L	■ ■ ■ JG4 ■	1255.00	1340.56	1784.92	1389.10	1474.66	1919.02
6	8		102"(2591mm)	TARX-42A2-L	■ ■ ■ JG4 ■	1327.73	1417.01	1880.69	1470.23	1559.51	2023.19
6	10		108"(2743mm)	TARX-42A8-L	■ ■ ■ JG4 ■	1400.46	1493.46	1976.46	1551.36	1644.36	2127.36
6	10		114"(2896mm)	TARX-42B4-L	■ ■ ■ JG4 ■	1473.19	1569.91	2072.23	1632.49	1729.21	2231.53
6	10		120"(3048mm)	TARX-42C0-L	■ ■ ■ JG4 ■	1545.92	1646.36	2168.00	1713.62	1814.06	2335.70
6	6	48"(1291mm)	84"(2134mm)	TARX-4884-L	■ ■ ■ JG4 ■	\$1255.00	\$1336.84	\$1761.88	\$1389.10	\$1470.94	\$1895.98
6	8		90"(2286mm)	TARX-4890-L	■ ■ ■ JG4 ■	1338.12	1423.68	1868.04	1481.82	1567.38	2011.74
6	8		96"(2438mm)	TARX-4896-L	■ ■ ■ JG4 ■	1421.24	1510.52	1974.20	1574.54	1663.82	2127.50
6	8		102"(2591mm)	TARX-48A2-L	■ ■ ■ JG4 ■	1504.36	1597.36	2080.36	1667.26	1760.26	2243.26
6	10		108"(2743mm)	TARX-48A8-L	■ ■ ■ JG4 ■	1587.48	1684.20	2186.52	1759.98	1856.70	2359.02
6	10		114"(2896mm)	TARX-48B4-L	■ ■ ■ JG4 ■	1670.60	1771.04	2292.68	1852.70	1953.14	2474.78
6	10		120"(3048mm)	TARX-48C0-L	■ ■ ■ JG4 ■	1753.72	1857.88	2398.84	1945.42	2049.58	2590.54
6	8	54"(1372mm)	84"(2134mm)	TARX-5484-L	■ ■ ■ JG4 ■	\$1400.46	\$1486.02	\$1930.38	\$1551.36	\$1636.92	\$2081.28
6	10		90"(2286mm)	TARX-5490-L	■ ■ ■ JG4 ■	1493.97	1583.25	2046.93	1655.67	1744.95	2208.63
6	10		96"(2438mm)	TARX-5496-L	■ ■ ■ JG4 ■	1587.48	1680.48	2163.48	1759.98	1852.98	2335.98
6	10		102"(2591mm)	TARX-54A2-L	■ ■ ■ JG4 ■	1680.99	1777.71	2280.03	1864.29	1961.01	2463.33
6	10		108"(2743mm)	TARX-54A8-L	■ ■ ■ JG4 ■	1774.50	1874.94	2396.58	1968.60	2069.04	2590.68
6	10		114"(2896mm)	TARX-54B4-L	■ ■ ■ JG4 ■	1868.01	1972.17	2513.13	2072.91	2177.07	2718.03
6	10		120"(3048mm)	TARX-54C0-L	■ ■ ■ JG4 ■	1961.52	2069.40	2629.68	2177.22	2285.10	2845.38
6	10	60"(1524mm)	84"(2134mm)	TARX-6084-L	■ ■ ■ JG4 ■	\$1545.92	\$1635.20	\$2098.88	\$1713.62	\$1802.90	\$2266.58
6	10		90"(2286mm)	TARX-6090-L	■ ■ ■ JG4 ■	1649.82	1742.82	2225.82	1829.52	1922.52	2405.52
6	10		96"(2438mm)	TARX-6096-L	■ ■ ■ JG4 ■	1753.72	1850.44	2352.76	1945.42	2042.14	2544.46
6	10		102"(2591mm)	TARX-60A2-L	■ ■ ■ JG4 ■	1857.62	1958.06	2479.70	2061.32	2161.76	2683.40
6	10		108"(2743mm)	TARX-60A8-L	■ ■ ■ JG4 ■	1961.52	2065.68	2606.64	2177.22	2281.38	2822.34
6	10		114"(2896mm)	TARX-60B4-L	■ ■ ■ JG4 ■	2065.42	2173.30	2733.58	2293.12	2401.00	2961.28
6	10		120"(3048mm)	TARX-60C0-L	■ ■ ■ JG4 ■	2169.32	2280.92	2860.52	2409.02	2520.62	3100.22

*Recommended seating capacity based upon 27"(686mm) per chair.

Planes Conference Tables — One-Piece Top — Interior Leg — Wood

Rectangular



TARA

Features

- Includes 1 3/16" (30mm) thick top, interior leg bases and hardware.
- Standard table height is 29" (737mm).
- Top available in standard or green core option.
- Wood veneer top with 3mm wood edgeband, cascade or knife wood edge.
- Top available in standard or green core option.
- Interior legs are painted aluminum.
- Interior leg is 1 1/8" (29mm) x 3 1/4" (83mm).
- Optional cable base can be specified for tables 36" (914mm) deep and deeper:
 - 36" (914mm) deep tables will ship with 8" (203mm) x 14" (356mm) cable base.
 - 42" (1067mm) deep and deeper tables will ship with 14" (356mm) x 14" (356mm) cable base.
 - One piece tops will include one cable base to be centered under table top.
 - Cable base and table top(s) are wood veneer and can be specified in different surface colors and edge trim colors.
 - Refer to Specification Guide for use guidelines.
- Optional Flip top unit electrical modules are separately specified. Refer to electrical components for appropriate product specification.
- Available with glides only; 1/2" (13mm) height adjustment.
- Depth and width shown in nominal dimensions.
- Ships unassembled.

Specification Tips

- Cable base for 36" (914mm) deep table is not compatible with Flip Top Cut Out Options (M) and (Q).
- The following Planes products are separately specified:
 - Grommets (field cut opening)
 - Flip top unit electrical modules
 - Horizontal wire management
- Refer to Specification Guide for seating capacities with Cable Base Option and leg locations.

To Order, Specify:

1) Product number, including:

① Wood Edge Option:

- K** Edgeband
- M** Cascade
- U** Knife

② Core Option:

- S** Standard
- G** Green, add **\$109.26** list

③ Flip Top Unit Cutout(s):

- N** None
- F** Center – single-sided/4 outlets, add **\$28.60** list
- V** Left/Right – single-sided/4 outlets, add **\$57.20** list
- J** Center – single-sided/6 outlets, add **\$28.60** list
- K** Left/Right – single-sided/6 outlets, add **\$57.20** list
- M** Center – double-sided/8 outlets, add **\$28.60** list
- P** Left/Right – double-sided/8 outlets, add **\$57.20** list
- Q** Center – double-sided/12 outlets, add **\$28.60** list
- T** Left/Right – double-sided/12 outlets, add **\$57.20** list

④ Cable Base Option:

- N** None
- C** Cable Base: add **\$572.00** list for 36" deep tables; add **\$603.20** list for 42" deep and deeper tables

2) Wood finish color.

3) Base trim color.

4) Wood finish color – Cable Base

Note: **\$39.52** upcharge (list) for Metallic and accent trim colors.

Planes Conference Tables — One-Piece Top — Interior Leg — Wood

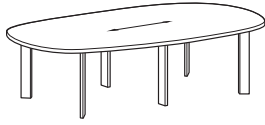
Rectangular

No. of Legs	Seating Capacity*	Depth	Width	Number					Wood Group A	Group B	Wood Group A	Group B	Wood Group A	Group B	
					①	②	③	④	K	K	M	M	U	U	
6	6	36"(914mm)	72"(1829mm)	TARA-3672-W	■	■	■	JG4	■	\$1336.59	\$1467.78	\$1564.02	\$1744.08	\$1645.66	\$1826.69
6	6		78"(1981mm)	TARA-3678-W	■	■	■	JG4	■	1439.76	1589.57	1681.08	1882.02	1779.87	1984.62
6	6		84"(2134mm)	TARA-3684-W	■	■	■	JG4	■	1543.17	1711.64	1798.14	2019.96	1915.78	2144.55
6	8		90"(2286mm)	TARA-3690-W	■	■	■	JG4	■	1646.82	1834.01	1915.20	2157.90	2053.40	2306.48
6	8		96"(2438mm)	TARA-3696-W	■	■	■	JG4	■	1750.72	1956.66	2032.26	2295.84	2192.72	2470.41
6	6	42"(1067mm)	84"(2134mm)	TARA-4284-W	■	■	■	JG4	■	\$1767.88	\$1976.65	\$2102.76	\$2367.54	\$2159.13	\$2431.21
6	8		90"(2286mm)	TARA-4290-W	■	■	■	JG4	■	1887.11	2117.37	2235.27	2523.69	2313.04	2612.34
6	8		96"(2438mm)	TARA-4296-W	■	■	■	JG4	■	2006.57	2258.38	2367.78	2679.84	2468.66	2795.47
6	8		102"(2591mm)	TARA-42A2-W	■	■	■	JG4	■	2126.28	2399.68	2500.29	2835.99	2625.98	2980.60
6	10		108"(2743mm)	TARA-42A8-W	■	■	■	JG4	■	2246.23	2541.26	2632.80	2992.14	2785.01	3167.72
6	10		114"(2896mm)	TARA-42B4-W	■	■	■	JG4	■	2366.42	2683.14	2765.31	3148.29	2945.73	3356.84
6	10		120"(3048mm)	TARA-42C0-W	■	■	■	JG4	■	2486.86	2825.31	2897.82	3304.44	3108.16	3547.96
6	6	48"(1291mm)	84"(2134mm)	TARA-4884-W	■	■	■	JG4	■	\$1992.60	\$2241.65	\$2407.38	\$2715.12	\$2402.47	\$2717.86
6	8		90"(2286mm)	TARA-4890-W	■	■	■	JG4	■	2127.39	2400.73	2555.34	2889.48	2572.69	2918.20
6	8		96"(2438mm)	TARA-4896-W	■	■	■	JG4	■	2262.43	2560.09	2703.30	3063.84	2744.61	3120.54
6	8		102"(2591mm)	TARA-48A2-W	■	■	■	JG4	■	2397.71	2719.75	2851.26	3238.20	2918.23	3324.88
6	10		108"(2743mm)	TARA-48A8-W	■	■	■	JG4	■	2533.23	2879.69	2999.22	3412.56	3093.56	3531.21
6	10		114"(2896mm)	TARA-48B4-W	■	■	■	JG4	■	2668.99	3039.92	3147.18	3586.92	3270.58	3739.53
6	10		120"(3048mm)	TARA-48C0-W	■	■	■	JG4	■	2805.00	3200.44	3295.14	3761.28	3449.31	3949.86
6	8	54"(1372mm)	84"(2134mm)	TARA-5484-W	■	■	■	JG4	■	\$2217.31	\$2506.66	\$2712.00	\$3062.70	\$2645.82	\$3004.51
6	10		90"(2286mm)	TARA-5490-W	■	■	■	JG4	■	2367.68	2684.09	2875.41	3255.27	2832.33	3224.06
6	10		96"(2438mm)	TARA-5496-W	■	■	■	JG4	■	2518.28	2861.81	3038.82	3447.84	3020.56	3445.61
6	10		102"(2591mm)	TARA-54A2-W	■	■	■	JG4	■	2669.13	3039.82	3202.23	3640.41	3210.48	3669.15
6	10		108"(2743mm)	TARA-54A8-W	■	■	■	JG4	■	2820.23	3218.11	3365.64	3832.98	3402.10	3894.69
6	10		114"(2896mm)	TARA-54B4-W	■	■	■	JG4	■	2971.56	3396.70	3529.05	4025.55	3595.43	4122.23
6	10		120"(3048mm)	TARA-54C0-W	■	■	■	JG4	■	3123.14	3575.58	3692.46	4218.12	3790.46	4351.76
6	10	60"(1524mm)	84"(2134mm)	TARA-6084-W	■	■	■	JG4	■	\$2442.02	\$2771.67	\$3016.62	\$3410.28	\$2889.16	\$3291.16
6	10		90"(2286mm)	TARA-6090-W	■	■	■	JG4	■	2607.96	2967.45	3195.48	3621.06	3091.98	3529.92
6	10		96"(2438mm)	TARA-6096-W	■	■	■	JG4	■	2774.14	3163.52	3374.34	3831.84	3296.50	3770.68
6	10		102"(2591mm)	TARA-60A2-W	■	■	■	JG4	■	2940.56	3359.89	3553.20	4042.62	3502.73	4013.43
6	10		108"(2743mm)	TARA-60A8-W	■	■	■	JG4	■	3107.22	3556.54	3732.06	4253.40	3710.65	4258.17
6	10		114"(2896mm)	TARA-60B4-W	■	■	■	JG4	■	3274.13	3753.48	3910.92	4464.18	3920.28	4504.92
6	10		120"(3048mm)	TARA-60C0-W	■	■	■	JG4	■	3441.28	3950.71	4089.78	4674.96	4131.61	4753.66

*Recommended seating capacity based upon 27"(686mm) per chair.

Planes Conference Tables — One-Piece Top — Interior Leg — Wood

Pebble



TARP

Features

- Includes 1 3/16" (30mm) thick top, interior leg bases and hardware.
- Standard table height is 29" (737mm).
- Wood veneer top with 3mm wood edgeband, cascade or knife wood edge.
- Top available in standard or green core option.
- Interior legs are painted aluminum.
- Interior leg is 1 1/8" (29mm) x 3 1/4" (83mm).
- Optional cable base can be specified for tables 36" (914mm) deep and deeper:
 - 36" (914mm) deep tables will ship with 8" (203mm) x 14" (356mm) cable base.
 - 42" (1067mm) deep and deeper tables will ship with 14" (356mm) x 14" (356mm) cable base.
 - One piece tops will include one cable base to be centered under table top.
 - Cable base and table top(s) are wood veneer and can be specified in different surface colors and edge trim colors.
 - Refer to Specification Guide for use guidelines.
- Optional Flip top unit electrical modules are separately specified. Refer to electrical components for appropriate product specification.
- Available with glides only; 1/2" (13mm) height adjustment.
- Depth and width shown in nominal dimensions.
- Ships unassembled.

Specification Tips

- Cable base for 36" (914mm) deep table is not compatible with Flip Top Cut Out Options (M) and (Q).
- The following Planes products are separately specified:
 - Grommets (field cut opening)
 - Flip top unit electrical modules
 - Horizontal wire management
- Refer to Specification Guide for seating capacities with Cable Base Option and leg locations.

To Order, Specify:

1) Product number, including:

① Wood Edge Option:

- K** Edgeband
- M** Cascade
- U** Knife

② Core Option:

- S** Standard
- G** Green, add **\$109.26** list

③ Flip Top Unit Cutout(s):

- N** None
- F** Center – single-sided/4 outlets, add **\$28.60** list
- V** Left/Right – single-sided/4 outlets, add **\$57.20** list
- J** Center – single-sided/6 outlets, add **\$28.60** list
- K** Left/Right – single-sided/6 outlets, add **\$57.20** list
- M** Center – double-sided/8 outlets, add **\$28.60** list
- P** Left/Right – double-sided/8 outlets, add **\$57.20** list
- Q** Center – double-sided/12 outlets, add **\$28.60** list
- T** Left/Right – double-sided/12 outlets, add **\$57.20** list

④ Cable Base Option:

- N** None
- C** Cable Base: add **\$572.00** list for 36" deep tables; add **\$603.20** list for 42" deep and deeper tables

2) Wood finish color.

3) Base trim color.

4) Wood finish color – Cable Base

Note: **\$39.52** upcharge (list) for Metallic and accent trim colors.

Planes Conference Tables — One-Piece Top — Interior Leg — Wood

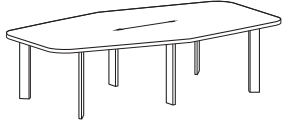
Pebble

No. of Legs	Seating Capacity*	Depth	Width	Number					Wood Group A	Group B	Wood Group A	Group B	Wood Group A	Group B
					①	②	③	④	K	K	M	M	U	U
4	6	36"(914mm)	72"(1829mm)	TARP-3672-W	■	■	■	JG4	\$1336.59	\$1467.78	\$1564.02	\$1744.08	\$1645.66	\$1826.69
6	6		78"(1981mm)	TARP-3678-W	■	■	■	JG4	1439.76	1589.57	1681.08	1882.02	1779.87	1984.62
6	6		84"(2134mm)	TARP-3684-W	■	■	■	JG4	1543.17	1711.64	1798.14	2019.96	1915.78	2144.55
6	8		90"(2286mm)	TARP-3690-W	■	■	■	JG4	1646.82	1834.01	1915.20	2157.90	2053.40	2306.48
6	8		96"(2438mm)	TARP-3696-W	■	■	■	JG4	1750.72	1956.66	2032.26	2295.84	2192.72	2470.41
6	6	42"(1067mm)	84"(2134mm)	TARP-4284-W	■	■	■	JG4	\$1767.88	\$1976.65	\$2102.76	\$2367.54	\$2159.13	\$2431.21
6	8		90"(2286mm)	TARP-4290-W	■	■	■	JG4	1887.11	2117.37	2235.27	2523.69	2313.04	2612.34
6	8		96"(2438mm)	TARP-4296-W	■	■	■	JG4	2006.57	2258.38	2367.78	2679.84	2468.66	2795.47
6	8		102"(2591mm)	TARP-42A2-W	■	■	■	JG4	2126.28	2399.68	2500.29	2835.99	2625.98	2980.60
6	10		108"(2743mm)	TARP-42A8-W	■	■	■	JG4	2246.23	2541.26	2632.80	2992.14	2785.01	3167.72
6	10		114"(2896mm)	TARP-42B4-W	■	■	■	JG4	2366.42	2683.14	2765.31	3148.29	2945.73	3356.84
6	10		120"(3048mm)	TARP-42C0-W	■	■	■	JG4	2486.86	2825.31	2897.82	3304.44	3108.16	3547.96
6	6	48"(1291mm)	84"(2134mm)	TARP-4884-W	■	■	■	JG4	\$1992.60	\$2241.65	\$2407.38	\$2715.12	\$2402.47	\$2717.86
6	8		90"(2286mm)	TARP-4890-W	■	■	■	JG4	2127.39	2400.73	2555.34	2889.48	2572.69	2918.20
6	8		96"(2438mm)	TARP-4896-W	■	■	■	JG4	2262.43	2560.09	2703.30	3063.84	2744.61	3120.54
6	8		102"(2591mm)	TARP-48A2-W	■	■	■	JG4	2397.71	2719.75	2851.26	3238.20	2918.23	3324.88
6	10		108"(2743mm)	TARP-48A8-W	■	■	■	JG4	2533.23	2879.69	2999.22	3412.56	3093.56	3531.21
6	10		114"(2896mm)	TARP-48B4-W	■	■	■	JG4	2668.99	3039.92	3147.18	3586.92	3270.58	3739.53
6	10		120"(3048mm)	TARP-48C0-W	■	■	■	JG4	2805.00	3200.44	3295.14	3761.28	3449.31	3949.86
6	8	54"(1372mm)	84"(2134mm)	TARP-5484-W	■	■	■	JG4	\$2217.31	\$2506.66	\$2712.00	\$3062.70	\$2645.82	\$3004.51
6	10		90"(2286mm)	TARP-5490-W	■	■	■	JG4	2367.68	2684.09	2875.41	3255.27	2832.33	3224.06
6	10		96"(2438mm)	TARP-5496-W	■	■	■	JG4	2518.28	2861.81	3038.82	3447.84	3020.56	3445.61
6	10		102"(2591mm)	TARP-54A2-W	■	■	■	JG4	2669.13	3039.82	3202.23	3640.41	3210.48	3669.15
6	10		108"(2743mm)	TARP-54A8-W	■	■	■	JG4	2820.23	3218.11	3365.64	3832.98	3402.10	3894.69
6	10		114"(2896mm)	TARP-54B4-W	■	■	■	JG4	2971.56	3396.70	3529.05	4025.55	3595.43	4122.23
6	10		120"(3048mm)	TARP-54C0-W	■	■	■	JG4	3123.14	3575.58	3692.46	4218.12	3790.46	4351.76
6	10	60"(1524mm)	84"(2134mm)	TARP-6084-W	■	■	■	JG4	\$2442.02	\$2771.67	\$3016.62	\$3410.28	\$2889.16	\$3291.16
6	10		90"(2286mm)	TARP-6090-W	■	■	■	JG4	2607.96	2967.45	3195.48	3621.06	3091.98	3529.92
6	10		96"(2438mm)	TARP-6096-W	■	■	■	JG4	2774.14	3163.52	3374.34	3831.84	3296.50	3770.68
6	10		102"(2591mm)	TARP-60A2-W	■	■	■	JG4	2940.56	3359.89	3553.20	4042.62	3502.73	4013.43
6	10		108"(2743mm)	TARP-60A8-W	■	■	■	JG4	3107.22	3556.54	3732.06	4253.40	3710.65	4258.17
6	10		114"(2896mm)	TARP-60B4-W	■	■	■	JG4	3274.13	3753.48	3910.92	4464.18	3920.28	4504.92
6	10		120"(3048mm)	TARP-60C0-W	■	■	■	JG4	3441.28	3950.71	4089.78	4674.96	4131.61	4753.66

*Recommended seating capacity based upon 27"(686mm) per chair.

Planes Conference Tables — One-Piece Top — Interior Leg — Wood

Hexagon



TARX

Features

- Includes 1 3/16" (30mm) thick top, interior leg bases and hardware.
- Standard table height is 29" (737mm).
- Wood veneer top with 3mm wood edgeband, cascade or knife wood edge.
- Top available in standard or green core option.
- Interior legs are painted aluminum.
- Interior leg is 1 1/8" (29mm) x 3 1/4" (83mm).
- Optional cable base can be specified for tables 36" (914mm) deep and deeper:
 - 36" (914mm) deep tables will ship with 8" (203mm) x 14" (356mm) cable base.
 - 42" (1067mm) deep and deeper tables will ship with 14" (356mm) x 14" (356mm) cable base.
 - One piece tops will include one cable base to be centered under table top.
 - Cable base and table top(s) are wood veneer and can be specified in different surface colors and edge trim colors.
 - Refer to Specification Guide for use guidelines.
- Optional Flip top unit electrical modules are separately specified. Refer to electrical components for appropriate product specification.
- Available with glides only; 1/2" (13mm) height adjustment.
- Depth and width shown in nominal dimensions.
- Ships unassembled.

Specification Tips

- Cable base for 36" (914mm) deep table is not compatible with Flip Top Cut Out Options (M) and (Q).
- The following Planes products are separately specified:
 - Grommets (field cut opening)
 - Flip top unit electrical modules
 - Horizontal wire management
- Refer to Specification Guide for seating capacities with Cable Base Option and leg locations.

To Order, Specify:

1) Product number, including:

① Wood Edge Option:

- K** Edgeband
- M** Cascade
- U** Knife

② Core Option:

- S** Standard
- G** Green, add **\$109.26** list

③ Flip Top Unit Cutout(s):

- N** None
- F** Center – single-sided/4 outlets, add **\$28.60** list
- V** Left/Right – single-sided/4 outlets, add **\$57.20** list
- J** Center – single-sided/6 outlets, add **\$28.60** list
- K** Left/Right – single-sided/6 outlets, add **\$57.20** list
- M** Center – double-sided/8 outlets, add **\$28.60** list
- P** Left/Right – double-sided/8 outlets, add **\$57.20** list
- Q** Center – double-sided/12 outlets, add **\$28.60** list
- T** Left/Right – double-sided/12 outlets, add **\$57.20** list

④ Cable Base Option:

- N** None
- C** Cable Base: add **\$572.00** list for 36" deep tables; add **\$603.20** list for 42" deep and deeper tables

2) Wood finish color.

3) Base trim color.

4) Wood finish color – Cable Base

Note: **\$39.52** upcharge (list) for Metallic and accent trim colors.

Planes Conference Tables — One-Piece Top — Interior Leg — Wood

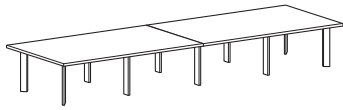
Hexagon

No. of Legs	Seating Capacity*	Depth	Width	Number					Wood Group A	Group B	Wood Group A	Group B	Wood Group A	Group B
					①	②	③	④	K	K	M	M	U	U
4	6	36"(914mm)	72"(1829mm)	TARX-3672-W	■	■	■	JG4	\$1336.59	\$1467.78	\$1564.02	\$1744.08	\$1645.66	\$1826.69
6	6		78"(1981mm)	TARX-3678-W	■	■	■	JG4	1439.76	1589.57	1681.08	1882.02	1779.87	1984.62
6	6		84"(2134mm)	TARX-3684-W	■	■	■	JG4	1543.17	1711.64	1798.14	2019.96	1915.78	2144.55
6	8		90"(2286mm)	TARX-3690-W	■	■	■	JG4	1646.82	1834.01	1915.20	2157.90	2053.40	2306.48
6	8		96"(2438mm)	TARX-3696-W	■	■	■	JG4	1750.72	1956.66	2032.26	2295.84	2192.72	2470.41
6	6	42"(1067mm)	84"(2134mm)	TARX-4284-W	■	■	■	JG4	\$1767.88	\$1976.65	\$2102.76	\$2367.54	\$2159.13	\$2431.21
6	8		90"(2286mm)	TARX-4290-W	■	■	■	JG4	1887.11	2117.37	2235.27	2523.69	2313.04	2612.34
6	8		96"(2438mm)	TARX-4296-W	■	■	■	JG4	2006.57	2258.38	2367.78	2679.84	2468.66	2795.47
6	8		102"(2591mm)	TARX-42A2-W	■	■	■	JG4	2126.28	2399.68	2500.29	2835.99	2625.98	2980.60
6	10		108"(2743mm)	TARX-42A8-W	■	■	■	JG4	2246.23	2541.26	2632.80	2992.14	2785.01	3167.72
6	10		114"(2896mm)	TARX-42B4-W	■	■	■	JG4	2366.42	2683.14	2765.31	3148.29	2945.73	3356.84
6	10		120"(3048mm)	TARX-42C0-W	■	■	■	JG4	2486.86	2825.31	2897.82	3304.44	3108.16	3547.96
6	6	48"(1291mm)	84"(2134mm)	TARX-4884-W	■	■	■	JG4	\$1992.60	\$2241.65	\$2407.38	\$2715.12	\$2402.47	\$2717.86
6	8		90"(2286mm)	TARX-4890-W	■	■	■	JG4	2127.39	2400.73	2555.34	2889.48	2572.69	2918.20
6	8		96"(2438mm)	TARX-4896-W	■	■	■	JG4	2262.43	2560.09	2703.30	3063.84	2744.61	3120.54
6	8		102"(2591mm)	TARX-48A2-W	■	■	■	JG4	2397.71	2719.75	2851.26	3238.20	2918.23	3324.88
6	10		108"(2743mm)	TARX-48A8-W	■	■	■	JG4	2533.23	2879.69	2999.22	3412.56	3093.56	3531.21
6	10		114"(2896mm)	TARX-48B4-W	■	■	■	JG4	2668.99	3039.92	3147.18	3586.92	3270.58	3739.53
6	10		120"(3048mm)	TARX-48C0-W	■	■	■	JG4	2805.00	3200.44	3295.14	3761.28	3449.31	3949.86
6	8	54"(1372mm)	84"(2134mm)	TARX-5484-W	■	■	■	JG4	\$2217.31	\$2506.66	\$2712.00	\$3062.70	\$2645.82	\$3004.51
6	10		90"(2286mm)	TARX-5490-W	■	■	■	JG4	2367.68	2684.09	2875.41	3255.27	2832.33	3224.06
6	10		96"(2438mm)	TARX-5496-W	■	■	■	JG4	2518.28	2861.81	3038.82	3447.84	3020.56	3445.61
6	10		102"(2591mm)	TARX-54A2-W	■	■	■	JG4	2669.13	3039.82	3202.23	3640.41	3210.48	3669.15
6	10		108"(2743mm)	TARX-54A8-W	■	■	■	JG4	2820.23	3218.11	3365.64	3832.98	3402.10	3894.69
6	10		114"(2896mm)	TARX-54B4-W	■	■	■	JG4	2971.56	3396.70	3529.05	4025.55	3595.43	4122.23
6	10		120"(3048mm)	TARX-54C0-W	■	■	■	JG4	3123.14	3575.58	3692.46	4218.12	3790.46	4351.76
6	10	60"(1524mm)	84"(2134mm)	TARX-6084-W	■	■	■	JG4	\$2442.02	\$2771.67	\$3016.62	\$3410.28	\$2889.16	\$3291.16
6	10		90"(2286mm)	TARX-6090-W	■	■	■	JG4	2607.96	2967.45	3195.48	3621.06	3091.98	3529.92
6	10		96"(2438mm)	TARX-6096-W	■	■	■	JG4	2774.14	3163.52	3374.34	3831.84	3296.50	3770.68
6	10		102"(2591mm)	TARX-60A2-W	■	■	■	JG4	2940.56	3359.89	3553.20	4042.62	3502.73	4013.43
6	10		108"(2743mm)	TARX-60A8-W	■	■	■	JG4	3107.22	3556.54	3732.06	4253.40	3710.65	4258.17
6	10		114"(2896mm)	TARX-60B4-W	■	■	■	JG4	3274.13	3753.48	3910.92	4464.18	3920.28	4504.92
6	10		120"(3048mm)	TARX-60C0-W	■	■	■	JG4	3441.28	3950.71	4089.78	4674.96	4131.61	4753.66

*Recommended seating capacity based upon 27"(686mm) per chair.

Planes Conference Tables — Two-Piece Tops — Interior Leg — Laminate

Rectangular



TARA

Features

- Includes 1 3/16" (30mm) thick tops, interior leg bases and hardware.
- Standard table height is 29" (737mm).
- Laminate top with 3mm edgeband, cascade or knife edges.
- Table top seam is 3mm edgeband.
- Top available in standard or green core option.
- Interior legs are painted aluminum.
- Interior leg is 1 1/8" (29mm) x 3 1/4" (83mm).
- Optional cable base is available:
 - 42" (1067mm) deep and deeper tables will ship with 14" (356mm) x 14" (356mm) cable base
 - Two piece tops will include one cable base to be centered on seam under table top.
 - Cable base and table top(s) are laminate and can be specified in different surface colors and edge trim colors.
 - Refer to Specification Guide for use guidelines.
- Optional Flip top unit electrical modules are separately specified. Refer to electrical components for appropriate product specification.
- Available with glides only; 1/2" (13mm) height adjustment.
- Depth and width shown in nominal dimensions.
- Ships unassembled.

Specification Tips

- Tables with multiple-piece tops have equal sized pieces.
- The following Planes products are separately specified:
 - Grommets (field cut opening)
 - Flip top unit electrical modules
 - Horizontal wire management
- Refer to Specification Guide for seating capacities with Cable Base Option and leg locations.

*Multiple piece tops with Cascade edge option will require an additional specification for the 1mm edgeband seam.

To Order, Specify:

1) Product number, including:

① Edge Option:

- J** Edgeband
- V** Cascade*
- F** Knife

② Core Option:

- S** Standard
- G** Green, add **\$218.52** list

③ Flip Top Unit Cutout(s):

- N** None
- F** Center – single-sided/4 outlets, add **\$57.20** list
- V** Left/Right – single-sided/4 outlets, add **\$114.40** list
- J** Center – single-sided/6 outlets, add **\$57.20** list
- K** Left/Right – double-sided/6 outlets, add **\$114.40** list
- M** Center – double-sided/8 outlets, add **\$57.20** list
- P** Left/Right – double-sided/8 outlets, add **\$114.40** list
- Q** Center – double-sided/12 outlets, add **\$57.20** list
- T** Left/Right – double-sided/12 outlets, add **\$114.40** list

④ Cable Base Option:

- N** None
- C** Cable Base, add **\$603.20** list

- 2) Laminate surface color.
- 3) 1mm edgeband trim color. (Cascade edge/multiple-tops only)*
- 4) Edge trim color.
- 5) Base trim color.
- 6) Laminate surface – Cable Base
- 7) Edge trim color – Cable Base

Note: **\$39.52** upcharge (list) for Metallic and accent trim colors.

Planes Conference Tables — Two-Piece Tops — Interior Leg — Laminate

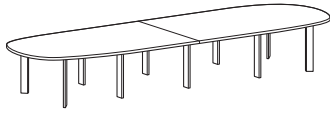
Rectangular

No. of Legs	Seating Capacity*	Depth	Width	Number	① ② ③ ④				Laminate A				Laminate B			
					J	V1	V2	F	J	V1	V2	F				
6	10	42"(1067mm)	126"(3200mm)	TARA-42C6-L	■	■	■	JG4	\$2154.57	\$2220.63	\$2761.59	\$2524.17	\$2330.67	\$2396.73	\$2937.69	\$2700.27
6	10		132"(3353mm)	TARA-42D2-L	■	■	■	JG4	2250.78	2321.60	2881.88	2633.58	2435.28	2506.10	3066.38	2818.08
10	10		138"(3505mm)	TARA-42D8-L	■	■	■	JG4	2346.99	2422.57	3002.17	2742.99	2539.89	2615.47	3195.07	2935.89
10	10		144"(3658mm)	TARA-42E4-L	■	■	■	JG4	2443.20	2523.54	3122.46	2852.40	2644.50	2724.84	3323.76	3053.70
10	10		150"(3810mm)	TARA-42F0-L	■	■	■	JG4	2539.41	2624.51	3242.75	2961.81	2749.11	2834.21	3452.45	3171.51
10	12		156"(3962mm)	TARA-42F6-L	■	■	■	JG4	2635.62	2725.48	3363.04	3071.22	2853.72	2943.58	3581.14	3289.32
10	12		162"(4115mm)	TARA-42G2-L	■	■	■	JG4	2731.83	2826.45	3483.33	3180.63	2958.33	3052.95	3709.83	3407.13
10	12		168"(4267mm)	TARA-42G8-L	■	■	■	JG4	2828.04	2927.42	3603.62	3290.04	3062.94	3162.32	3838.52	3524.94
10	12		174"(4420mm)	TARA-42H4-L	■	■	■	JG4	2924.25	3028.39	3723.91	3399.45	3167.55	3271.69	3967.21	3642.75
10	12		180"(4572mm)	TARA-42J0-L	■	■	■	JG4	3020.46	3129.36	3844.20	3508.86	3272.16	3381.06	4095.90	3760.56
6	10	48"(1219mm)	126"(3200mm)	TARA-48C6-L	■	■	■	JG4	\$2443.14	\$2521.42	\$3081.70	\$2825.94	\$2644.44	\$2722.72	\$3283.00	\$3027.24
6	10		132"(3353mm)	TARA-48D2-L	■	■	■	JG4	2549.74	2632.78	3212.38	2945.74	2760.64	2843.68	3423.28	3156.64
10	10		138"(3505mm)	TARA-48D8-L	■	■	■	JG4	2656.34	2744.14	3343.06	3065.54	2876.84	2964.64	3563.56	3286.04
10	10		144"(3658mm)	TARA-48E4-L	■	■	■	JG4	2762.94	2855.50	3473.74	3185.34	2993.04	3085.60	3703.84	3415.44
10	10		150"(3810mm)	TARA-48F0-L	■	■	■	JG4	2869.54	2966.86	3604.42	3305.14	3109.24	3206.56	3844.12	3544.84
10	12		156"(3962mm)	TARA-48F6-L	■	■	■	JG4	2976.14	3078.22	3735.10	3424.94	3225.44	3327.52	3984.40	3674.24
10	12		162"(4115mm)	TARA-48G2-L	■	■	■	JG4	3082.74	3189.58	3865.78	3544.74	3341.64	3448.48	4124.68	3803.64
10	12		168"(4267mm)	TARA-48G8-L	■	■	■	JG4	3189.34	3300.94	3996.46	3664.54	3457.84	3569.44	4264.96	3933.04
10	12		174"(4420mm)	TARA-48H4-L	■	■	■	JG4	3295.94	3412.30	4127.14	3784.34	3574.04	3690.40	4405.24	4062.44
10	12		180"(4572mm)	TARA-48J0-L	■	■	■	JG4	3402.54	3523.66	4257.82	3904.14	3690.24	3811.36	4545.52	4191.84
6	10	54"(1372mm)	126"(3200mm)	TARA-54C6-L	■	■	■	JG4	\$2731.71	\$2822.21	\$3401.81	\$3127.71	\$2958.21	\$3048.71	\$3628.31	\$3354.21
6	10		132"(3353mm)	TARA-54D2-L	■	■	■	JG4	2848.70	2943.96	3542.88	3257.90	3086.00	3181.26	3780.18	3495.20
10	10		138"(3505mm)	TARA-54D8-L	■	■	■	JG4	2965.69	3065.71	3683.95	3388.09	3213.79	3313.81	3932.05	3636.19
10	10		144"(3658mm)	TARA-54E4-L	■	■	■	JG4	3082.68	3187.46	3825.02	3518.28	3341.58	3446.36	4083.92	3777.18
10	10		150"(3810mm)	TARA-54F0-L	■	■	■	JG4	3199.67	3309.21	3966.09	3648.47	3469.37	3578.91	4235.79	3918.17
10	12		156"(3962mm)	TARA-54F6-L	■	■	■	JG4	3316.66	3430.96	4107.16	3778.66	3597.16	3711.46	4387.66	4059.16
10	12		162"(4115mm)	TARA-54G2-L	■	■	■	JG4	3433.65	3552.71	4248.23	3908.85	3724.95	3844.01	4539.53	4200.15
10	12		168"(4267mm)	TARA-54G8-L	■	■	■	JG4	3550.64	3674.46	4389.30	4039.04	3852.74	3976.56	4691.40	4341.14
10	14		174"(4420mm)	TARA-54H4-L	■	■	■	JG4	3667.63	3796.21	4530.37	4169.23	3980.53	4109.11	4843.27	4482.13
10	14		180"(4572mm)	TARA-54J0-L	■	■	■	JG4	3784.62	3917.96	4671.44	4299.42	4108.32	4241.66	4995.14	4623.12
6	10	60"(1524mm)	126"(3200mm)	TARA-60C6-L	■	■	■	JG4	\$3020.28	\$3123.00	\$3721.92	\$3429.48	\$3271.98	\$3374.70	\$3973.62	\$3681.18
6	10		132"(3353mm)	TARA-60D2-L	■	■	■	JG4	3147.66	3255.14	3873.38	3570.06	3411.36	3518.84	4137.08	3833.76
10	10		138"(3505mm)	TARA-60D8-L	■	■	■	JG4	3275.04	3387.28	4024.84	3710.64	3550.74	3662.98	4300.54	3986.34
10	10		144"(3658mm)	TARA-60E4-L	■	■	■	JG4	3402.42	3519.42	4176.30	3851.22	3690.12	3807.12	4464.00	4138.92
10	10		150"(3810mm)	TARA-60F0-L	■	■	■	JG4	3529.80	3651.56	4327.76	3991.80	3829.50	3951.26	4627.46	4291.50
10	12		156"(3962mm)	TARA-60F6-L	■	■	■	JG4	3657.18	3783.70	4479.22	4132.38	3968.88	4095.40	4790.92	4444.08
10	12		162"(4115mm)	TARA-60G2-L	■	■	■	JG4	3784.56	3915.84	4630.68	4272.96	4108.26	4239.54	4954.38	4596.66
10	12		168"(4267mm)	TARA-60G8-L	■	■	■	JG4	3911.94	4047.98	4782.14	4413.54	4247.64	4383.68	5117.84	4749.24
10	14		174"(4420mm)	TARA-60H4-L	■	■	■	JG4	4039.32	4180.12	4933.60	4554.12	4387.02	4527.82	5281.30	4901.82
10	14		180"(4572mm)	TARA-60J0-L	■	■	■	JG4	4166.70	4312.26	5085.06	4694.70	4526.40	4671.96	5444.76	5054.40

*Recommended seating capacity based upon 27"(686mm) per chair.

Planes Conference Tables — Two-Piece Tops — Interior Leg — Laminate

Pebble



TARP

Features

- Includes 1 3/16" (30mm) thick tops, interior leg bases and hardware.
- Standard table height is 29" (737mm).
- Laminate top with 3mm edgeband, cascade or knife edges.
- Table top seam is 3mm edgeband.
- Top available in standard or green core option.
- Interior legs are painted aluminum.
- Interior leg is 1 1/8" (29mm) x 3 1/4" (83mm).
- Optional cable base is available:
 - 42" (1067mm) deep and deeper tables will ship with 14" (356mm) x 14" (356mm) cable base
 - Two piece tops will include one cable base to be centered on seam under table top.
 - Cable base and table top(s) are laminate and can be specified in different surface colors and edge trim colors.
 - Refer to Specification Guide for use guidelines.
- Optional Flip top unit electrical modules are separately specified. Refer to electrical components for appropriate product specification.
- Available with glides only; 1/2" (13mm) height adjustment.
- Depth and width shown in nominal dimensions.
- Ships unassembled.

Specification Tips

- Tables with multiple-piece tops have equal sized pieces.
- The following Planes products are separately specified:
 - Grommets (field cut openings)
 - Flip top unit electrical modules
 - Horizontal wire management
- Refer to Specification Guide for seating capacities with Cable Base Option and leg locations.

*Multiple piece tops with Cascade edge option will require an additional specification for the 1mm edgeband seam.

To Order, Specify:

1) Product number, including:

① Edge Option:

- J** Edgeband
- V** Cascade*
- F** Knife

② Core Option:

- S** Standard
- G** Green, add **\$218.52** list

③ Flip Top Unit Cutout(s):

- N** None
- F** Center – single-sided/4 outlets, add **\$57.20** list
- V** Left/Right – single-sided/4 outlets, add **\$114.40** list
- J** Center – single-sided/6 outlets, add **\$57.20** list
- K** Left/Right – single-sided/6 outlets, add **\$114.40** list
- M** Center – double-sided/8 outlets, add **\$57.20** list
- P** Left/Right – double-sided/8 outlets, add **\$114.40** list
- Q** Center – double-sided/12 outlets, add **\$57.20** list
- T** Left/Right – double-sided/12 outlets, add **\$114.40** list

④ Cable Base Option:

- N** None
- C** Cable Base, add **\$603.20** list

- 2) Laminate surface color.
- 3) 1mm edgeband trim color. (Cascade edge/multiple-tops only)*
- 4) Edge trim color.
- 5) Base trim color.
- 6) Laminate surface – Cable Base
- 7) Edge trim color – Cable Base

Note: **\$39.52** upcharge (list) for Metallic and accent trim colors.

Planes Conference Tables — Two-Piece Tops — Interior Leg — Laminate

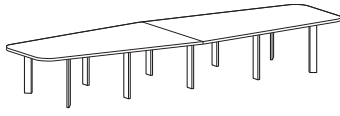
Pebble

No. of Legs	Seating Capacity*	Depth	Width	Number	① ② ③ ④				Laminate A				Laminate B			
					J	V1	V2	F	J	V1	V2	F				
6	10	42"(1067mm)	126"(3200mm)	TARP-42C6-L	■	■	■	JG4	\$2154.57	\$2220.63	\$2761.59	\$2524.17	\$2330.67	\$2396.73	\$2937.69	\$2700.27
6	10		132"(3353mm)	TARP-42D2-L	■	■	■	JG4	2250.78	2321.60	2881.88	2633.58	2435.28	2506.10	3066.38	2818.08
6	10		138"(3505mm)	TARP-42D8-L	■	■	■	JG4	2346.99	2422.57	3002.17	2742.99	2539.89	2615.47	3195.07	2935.89
6	10		144"(3658mm)	TARP-42E4-L	■	■	■	JG4	2443.20	2523.54	3122.46	2852.40	2644.50	2724.84	3323.76	3053.70
10	10		150"(3810mm)	TARP-42F0-L	■	■	■	JG4	2539.41	2624.51	3242.75	2961.81	2749.11	2834.21	3452.45	3171.51
10	10		156"(3962mm)	TARP-42F6-L	■	■	■	JG4	2635.62	2725.48	3363.04	3071.22	2853.72	2943.58	3581.14	3289.32
10	10		162"(4115mm)	TARP-42G2-L	■	■	■	JG4	2731.83	2826.45	3483.33	3180.63	2958.33	3052.95	3709.83	3407.13
10	12		168"(4267mm)	TARP-42G8-L	■	■	■	JG4	2828.04	2927.42	3603.62	3290.04	3062.94	3162.32	3838.52	3524.94
10	12		174"(4420mm)	TARP-42H4-L	■	■	■	JG4	2924.25	3028.39	3723.91	3399.45	3167.55	3271.69	3967.21	3642.75
10	12		180"(4572mm)	TARP-42J0-L	■	■	■	JG4	3020.46	3129.36	3844.20	3508.86	3272.16	3381.06	4095.90	3760.56
6	10	48"(1219mm)	126"(3200mm)	TARP-48C6-L	■	■	■	JG4	\$2443.14	\$2521.42	\$3081.70	\$2825.94	\$2644.44	\$2722.72	\$3283.00	\$3027.24
6	10		132"(3353mm)	TARP-48D2-L	■	■	■	JG4	2549.74	2632.78	3212.38	2945.74	2760.64	2843.68	3423.28	3156.64
6	10		138"(3505mm)	TARP-48D8-L	■	■	■	JG4	2656.34	2744.14	3343.06	3065.54	2876.84	2964.64	3563.56	3286.04
6	10		144"(3658mm)	TARP-48E4-L	■	■	■	JG4	2762.94	2855.50	3473.74	3185.34	2993.04	3085.60	3703.84	3415.44
10	10		150"(3810mm)	TARP-48F0-L	■	■	■	JG4	2869.54	2966.86	3604.42	3305.14	3109.24	3206.56	3844.12	3544.84
10	10		156"(3962mm)	TARP-48F6-L	■	■	■	JG4	2976.14	3078.22	3735.10	3424.94	3225.44	3327.52	3984.40	3674.24
10	10		162"(4115mm)	TARP-48G2-L	■	■	■	JG4	3082.74	3189.58	3865.78	3544.74	3341.64	3448.48	4124.68	3803.64
10	10		168"(4267mm)	TARP-48G8-L	■	■	■	JG4	3189.34	3300.94	3996.46	3664.54	3457.84	3569.44	4264.96	3933.04
10	12		174"(4420mm)	TARP-48H4-L	■	■	■	JG4	3295.94	3412.30	4127.14	3784.34	3574.04	3690.40	4405.24	4062.44
10	12		180"(4572mm)	TARP-48J0-L	■	■	■	JG4	3402.54	3523.66	4257.82	3904.14	3690.24	3811.36	4545.52	4191.84
6	10	54"(1372mm)	126"(3200mm)	TARP-54C6-L	■	■	■	JG4	\$2731.71	\$2822.21	\$3401.81	\$3127.71	\$2958.21	\$3048.71	\$3628.31	\$3354.21
6	10		132"(3353mm)	TARP-54D2-L	■	■	■	JG4	2848.70	2943.96	3542.88	3257.90	3086.00	3181.26	3780.18	3495.20
6	10		138"(3505mm)	TARP-54D8-L	■	■	■	JG4	2965.69	3065.71	3683.95	3388.09	3213.79	3313.81	3932.05	3636.19
6	10		144"(3658mm)	TARP-54E4-L	■	■	■	JG4	3082.68	3187.46	3825.02	3518.28	3341.58	3446.36	4083.92	3777.18
10	10		150"(3810mm)	TARP-54F0-L	■	■	■	JG4	3199.67	3309.21	3966.09	3648.47	3469.37	3578.91	4235.79	3918.17
10	10		156"(3962mm)	TARP-54F6-L	■	■	■	JG4	3316.66	3430.96	4107.16	3778.66	3597.16	3711.46	4387.66	4059.16
10	10		162"(4115mm)	TARP-54G2-L	■	■	■	JG4	3433.65	3552.71	4248.23	3908.85	3724.95	3844.01	4539.53	4200.15
10	10		168"(4267mm)	TARP-54G8-L	■	■	■	JG4	3550.64	3674.46	4389.30	4039.04	3852.74	3976.56	4691.40	4341.14
10	12		174"(4420mm)	TARP-54H4-L	■	■	■	JG4	3667.63	3796.21	4530.37	4169.23	3980.53	4109.11	4843.27	4482.13
10	12		180"(4572mm)	TARP-54J0-L	■	■	■	JG4	3784.62	3917.96	4671.44	4299.42	4108.32	4241.66	4995.14	4623.12
6	10	60"(1524mm)	126"(3200mm)	TARP-60C6-L	■	■	■	JG4	\$3020.28	\$3123.00	\$3721.92	\$3429.48	\$3271.98	\$3374.70	\$3973.62	\$3681.18
6	10		132"(3353mm)	TARP-60D2-L	■	■	■	JG4	3147.66	3255.14	3873.38	3570.06	3411.36	3518.84	4137.08	3833.76
6	10		138"(3505mm)	TARP-60D8-L	■	■	■	JG4	3275.04	3387.28	4024.84	3710.64	3550.74	3662.98	4300.54	3986.34
6	10		144"(3658mm)	TARP-60E4-L	■	■	■	JG4	3402.42	3519.42	4176.30	3851.22	3690.12	3807.12	4464.00	4138.92
10	10		150"(3810mm)	TARP-60F0-L	■	■	■	JG4	3529.80	3651.56	4327.76	3991.80	3829.50	3951.26	4627.46	4291.50
10	10		156"(3962mm)	TARP-60F6-L	■	■	■	JG4	3657.18	3783.70	4479.22	4132.38	3968.88	4095.40	4790.92	4444.08
10	10		162"(4115mm)	TARP-60G2-L	■	■	■	JG4	3784.56	3915.84	4630.68	4272.96	4108.26	4239.54	4954.38	4596.66
10	10		168"(4267mm)	TARP-60G8-L	■	■	■	JG4	3911.94	4047.98	4782.14	4413.54	4247.64	4383.68	5117.84	4749.24
10	12		174"(4420mm)	TARP-60H4-L	■	■	■	JG4	4039.32	4180.12	4933.60	4554.12	4387.02	4527.82	5281.30	4901.82
10	12		180"(4572mm)	TARP-60J0-L	■	■	■	JG4	4166.70	4312.26	5085.06	4694.70	4526.40	4671.96	5444.76	5054.40

*Recommended seating capacity based upon 27"(686mm) per chair.

Planes Conference Tables — Two-Piece Tops — Interior Leg — Laminate

Hexagon



TARX

Features

- Includes 1 3/16" (30mm) thick tops, interior leg bases and hardware.
- Standard table height is 29" (737mm).
- Laminate top with 3mm edgeband, cascade or knife edges.
- Table top seam is 3mm edgeband.
- Top available in standard or green core option.
- Interior legs are painted aluminum.
- Interior leg is 1 1/8" (29mm) x 3 1/4" (83mm).
- Optional cable base is available:
 - 42" (1067mm) deep and deeper tables will ship with 14" (356mm) x 14" (356mm) cable base
 - Two piece tops will include one cable base to be centered on seam under table top.
 - Cable base and table top(s) are laminate and can be specified in different surface colors and edge trim colors.
 - Refer to Specification Guide for use guidelines.
- Optional Flip top unit electrical modules are separately specified. Refer to electrical components for appropriate product specification.
- Available with glides only; 1/2" (13mm) height adjustment.
- Depth and width shown in nominal dimensions.
- Ships unassembled.

Specification Tips

- Tables with multiple-piece tops have equal sized pieces.
- The following Planes products are separately specified:
 - Grommets (field cut openings)
 - Flip top unit electrical modules
 - Horizontal wire management
- Refer to Specification Guide for seating capacities with Cable Base Option and leg locations.

*Multiple piece tops with Cascade edge option will require an additional specification for the 1mm edgeband seam.

To Order, Specify:

1) Product number, including:

① Edge Option:

- J** Edgeband
- V** Cascade*
- F** Knife

② Core Option:

- S** Standard
- G** Green, add **\$218.52** list

③ Flip Top Unit Cutout(s):

- N** None
- F** Center – single-sided/4 outlets, add **\$57.20** list
- V** Left/Right – single-sided/4 outlets, add **\$114.40** list
- J** Center – single-sided/6 outlets, add **\$57.20** list
- K** Left/Right – single-sided/6 outlets, add **\$114.40** list
- M** Center – double-sided/8 outlets, add **\$57.20** list
- P** Left/Right – double-sided/8 outlets, add **\$114.40** list
- Q** Center – double-sided/12 outlets, add **\$57.20** list
- T** Left/Right – double-sided/12 outlets, add **\$114.40** list

④ Cable Base Option:

- N** None
- C** Cable Base, add **\$603.20** list

- 2) Laminate surface color.
- 3) 1mm edgeband trim color. (Cascade edge/multiple-tops only)*
- 4) Edge trim color.
- 5) Base trim color.
- 6) Laminate surface – Cable Base
- 7) Edge trim color – Cable Base

Note: **\$39.52** upcharge (list) for Metallic and accent trim colors.

Planes Conference Tables — Two-Piece Tops — Interior Leg — Laminate

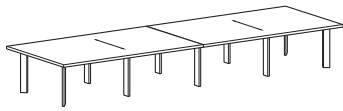
Hexagon

No. of Legs	Seating Capacity*	Depth	Width	Number	① ② ③ ④				Laminate A				Laminate B			
					J	V1	V2	F	J	V1	V2	F				
6	10	42"(1067mm)	126"(3200mm)	TARX-42C6-L	■	■	■	JG4	\$2154.57	\$2220.63	\$2761.59	\$2524.17	\$2330.67	\$2396.73	\$2937.69	\$2700.27
6	10		132"(3353mm)	TARX-42D2-L	■	■	■	JG4	2250.78	2321.60	2881.88	2633.58	2435.28	2506.10	3066.38	2818.08
6	10		138"(3505mm)	TARX-42D8-L	■	■	■	JG4	2346.99	2422.57	3002.17	2742.99	2539.89	2615.47	3195.07	2935.89
6	10		144"(3658mm)	TARX-42E4-L	■	■	■	JG4	2443.20	2523.54	3122.46	2852.40	2644.50	2724.84	3323.76	3053.70
10	10		150"(3810mm)	TARX-42F0-L	■	■	■	JG4	2539.41	2624.51	3242.75	2961.81	2749.11	2834.21	3452.45	3171.51
10	10		156"(3962mm)	TARX-42F6-L	■	■	■	JG4	2635.62	2725.48	3363.04	3071.22	2853.72	2943.58	3581.14	3289.32
10	10		162"(4115mm)	TARX-42G2-L	■	■	■	JG4	2731.83	2826.45	3483.33	3180.63	2958.33	3052.95	3709.83	3407.13
10	10		168"(4267mm)	TARX-42G8-L	■	■	■	JG4	2828.04	2927.42	3603.62	3290.04	3062.94	3162.32	3838.52	3524.94
10	12		174"(4420mm)	TARX-42H4-L	■	■	■	JG4	2924.25	3028.39	3723.91	3399.45	3167.55	3271.69	3967.21	3642.75
10	12		180"(4572mm)	TARX-42J0-L	■	■	■	JG4	3020.46	3129.36	3844.20	3508.86	3272.16	3381.06	4095.90	3760.56
6	10	48"(1219mm)	126"(3200mm)	TARX-48C6-L	■	■	■	JG4	\$2443.14	\$2521.42	\$3081.70	\$2825.94	\$2644.44	\$2722.72	\$3283.00	\$3027.24
6	10		132"(3353mm)	TARX-48D2-L	■	■	■	JG4	2549.74	2632.78	3212.38	2945.74	2760.64	2843.68	3423.28	3156.64
6	10		138"(3505mm)	TARX-48D8-L	■	■	■	JG4	2656.34	2744.14	3343.06	3065.54	2876.84	2964.64	3563.56	3286.04
6	10		144"(3658mm)	TARX-48E4-L	■	■	■	JG4	2762.94	2855.50	3473.74	3185.34	2993.04	3085.60	3703.84	3415.44
10	10		150"(3810mm)	TARX-48F0-L	■	■	■	JG4	2869.54	2966.86	3604.42	3305.14	3109.24	3206.56	3844.12	3544.84
10	10		156"(3962mm)	TARX-48F6-L	■	■	■	JG4	2976.14	3078.22	3735.10	3424.94	3225.44	3327.52	3984.40	3674.24
10	10		162"(4115mm)	TARX-48G2-L	■	■	■	JG4	3082.74	3189.58	3865.78	3544.74	3341.64	3448.48	4124.68	3803.64
10	10		168"(4267mm)	TARX-48G8-L	■	■	■	JG4	3189.34	3300.94	3996.46	3664.54	3457.84	3569.44	4264.96	3933.04
10	12		174"(4420mm)	TARX-48H4-L	■	■	■	JG4	3295.94	3412.30	4127.14	3784.34	3574.04	3690.40	4405.24	4062.44
10	12		180"(4572mm)	TARX-48J0-L	■	■	■	JG4	3402.54	3523.66	4257.82	3904.14	3690.24	3811.36	4545.52	4191.84
6	10	54"(1372mm)	126"(3200mm)	TARX-54C6-L	■	■	■	JG4	\$2731.71	\$2822.21	\$3401.81	\$3127.71	\$2958.21	\$3048.71	\$3628.31	\$3354.21
6	10		132"(3353mm)	TARX-54D2-L	■	■	■	JG4	2848.70	2943.96	3542.88	3257.90	3086.00	3181.26	3780.18	3495.20
6	10		138"(3505mm)	TARX-54D8-L	■	■	■	JG4	2965.69	3065.71	3683.95	3388.09	3213.79	3313.81	3932.05	3636.19
6	10		144"(3658mm)	TARX-54E4-L	■	■	■	JG4	3082.68	3187.46	3825.02	3518.28	3341.58	3446.36	4083.92	3777.18
10	10		150"(3810mm)	TARX-54F0-L	■	■	■	JG4	3199.67	3309.21	3966.09	3648.47	3469.37	3578.91	4235.79	3918.17
10	10		156"(3962mm)	TARX-54F6-L	■	■	■	JG4	3316.66	3430.96	4107.16	3778.66	3597.16	3711.46	4387.66	4059.16
10	10		162"(4115mm)	TARX-54G2-L	■	■	■	JG4	3433.65	3552.71	4248.23	3908.85	3724.95	3844.01	4539.53	4200.15
10	10		168"(4267mm)	TARX-54G8-L	■	■	■	JG4	3550.64	3674.46	4389.30	4039.04	3852.74	3976.56	4691.40	4341.14
10	12		174"(4420mm)	TARX-54H4-L	■	■	■	JG4	3667.63	3796.21	4530.37	4169.23	3980.53	4109.11	4843.27	4482.13
10	12		180"(4572mm)	TARX-54J0-L	■	■	■	JG4	3784.62	3917.96	4671.44	4299.42	4108.32	4241.66	4995.14	4623.12
6	10	60"(1524mm)	126"(3200mm)	TARX-60C6-L	■	■	■	JG4	\$3020.28	\$3123.00	\$3721.92	\$3429.48	\$3271.98	\$3374.70	\$3973.62	\$3681.18
6	10		132"(3353mm)	TARX-60D2-L	■	■	■	JG4	3147.66	3255.14	3873.38	3570.06	3411.36	3518.84	4137.08	3833.76
6	10		138"(3505mm)	TARX-60D8-L	■	■	■	JG4	3275.04	3387.28	4024.84	3710.64	3550.74	3662.98	4300.54	3986.34
6	10		144"(3658mm)	TARX-60E4-L	■	■	■	JG4	3402.42	3519.42	4176.30	3851.22	3690.12	3807.12	4464.00	4138.92
10	10		150"(3810mm)	TARX-60F0-L	■	■	■	JG4	3529.80	3651.56	4327.76	3991.80	3829.50	3951.26	4627.46	4291.50
10	10		156"(3962mm)	TARX-60F6-L	■	■	■	JG4	3657.18	3783.70	4479.22	4132.38	3968.88	4095.40	4790.92	4444.08
10	10		162"(4115mm)	TARX-60G2-L	■	■	■	JG4	3784.56	3915.84	4630.68	4272.96	4108.26	4239.54	4954.38	4596.66
10	10		168"(4267mm)	TARX-60G8-L	■	■	■	JG4	3911.94	4047.98	4782.14	4413.54	4247.64	4383.68	5117.84	4749.24
10	12		174"(4420mm)	TARX-60H4-L	■	■	■	JG4	4039.32	4180.12	4933.60	4554.12	4387.02	4527.82	5281.30	4901.82
10	12		180"(4572mm)	TARX-60J0-L	■	■	■	JG4	4166.70	4312.26	5085.06	4694.70	4526.40	4671.96	5444.76	5054.40

*Recommended seating capacity based upon 27"(686mm) per chair.

Planes Conference Tables — Two-Piece Tops — Interior Leg — Wood

Rectangular



TARA

Features

- Includes 1 3/16" (30mm) thick tops, interior leg bases and hardware.
- Standard table height is 29" (737mm).
- Wood veneer top with 3mm wood edgeband, cascade or knife wood edge.
- Table top seam is 3mm edgeband.
- Top available in standard or green core option.
- Interior legs are painted aluminum.
- Interior leg is 1 1/8" (29mm) x 3 1/4" (83mm).
- Optional cable base is available:
 - 42" (1067mm) deep and deeper tables will ship with 14" (356mm) x 14" (356mm) cable base
 - Two piece tops will include one cable base to be centered on seam under table top.
 - Cable base and table top(s) are wood veneer and can be specified in different surface colors and edge trim colors. –Refer to Specification Guide for use guidelines.
- Optional Flip top unit electrical modules are separately specified. Refer to electrical components for appropriate product specification.
- Available with glides only; 1/2" (13mm) height adjustment.
- Depth and width shown in nominal dimensions.
- Ships unassembled.

Specification Tips

- Tables with multiple-piece tops have equal sized pieces.
- The following Planes products are separately specified:
 - Grommets (field cut opening)
 - Flip top unit electrical modules
 - Horizontal wire management
- Refer to Specification Guide for seating capacities with Cable Base Option and leg locations.

To Order, Specify:

1) Product number, including:

① Wood Edge Option:

- K** Edgeband
- M** Cascade
- U** Knife

② Core Option:

- S** Standard
- G** Green, add **\$218.52** list

③ Flip Top Unit Cutout(s):

- N** None
- F** Center – single-sided/4 outlets, add **\$57.20** list
- V** Left/Right – single-sided/4 outlets, add **\$114.40** list
- J** Center – single-sided/6 outlets, add **\$57.20** list
- K** Left/Right – single-sided/6 outlets, add **\$114.40** list
- M** Center – double-sided/8 outlets, add **\$57.20** list
- P** Left/Right – double-sided/8 outlets, add **\$114.40** list
- Q** Center – double-sided/12 outlets, add **\$57.20** list
- T** Left/Right – double-sided/12 outlets, add **\$114.40** list

④ Cable Base Option:

- N** None
- C** Cable Base, add **\$603.20** list

2) Wood finish color.

3) Base trim color.

4) Wood finish color – Cable Base

Note: **\$39.52** upcharge (list) for Metallic and accent trim colors.

Planes Conference Tables — Two-Piece Tops — Interior Leg — Wood

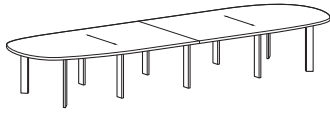
Rectangular

No. of Legs	Seating Capacity*	Depth	Width	Number					Wood Group A	Group B	Wood Group A	Group B	Wood Group A	Group B	
					①	②	③	④	K	K	M	M	U	U	
6	10	42"(1067mm)	126"(3200mm)	TARA-42C6-W	■	■	■	JG4	■	\$3274.85	\$3635.09	\$3853.28	\$4283.54	\$4067.53	\$4536.31
6	10		132"(3353mm)	TARA-42D2-W	■	■	■	JG4	■	3417.09	3799.15	4019.90	4473.80	4250.42	4748.48
10	10		138"(3505mm)	TARA-42D8-W	■	■	■	JG4	■	3559.57	3963.51	4186.52	4664.06	4435.02	4962.64
10	10		144"(3658mm)	TARA-42E4-W	■	■	■	JG4	■	3702.29	4128.15	4353.14	4854.32	4621.31	5178.80
10	10		150"(3810mm)	TARA-42F0-W	■	■	■	JG4	■	3845.26	4293.09	4519.76	5044.58	4809.31	5396.95
10	12		156"(3962mm)	TARA-42F6-W	■	■	■	JG4	■	3988.46	4458.31	4686.38	5234.84	4999.01	5617.10
10	12		162"(4115mm)	TARA-42G2-W	■	■	■	JG4	■	4131.91	4623.82	4853.00	5425.10	5190.41	5839.25
10	12		168"(4267mm)	TARA-42G8-W	■	■	■	JG4	■	4275.60	4789.63	5019.62	5615.36	5383.52	6063.39
10	12		174"(4420mm)	TARA-42H4-W	■	■	■	JG4	■	4419.53	4955.72	5186.24	5805.62	5578.32	6289.53
10	14		180"(4572mm)	TARA-42J0-W	■	■	■	JG4	■	4563.71	5122.10	5352.86	5995.88	5774.83	6517.66
6	10	48"(1219mm)	126"(3200mm)	TARA-48C6-W	■	■	■	JG4	■	\$3715.16	\$4135.17	\$4387.57	\$4880.11	\$4648.84	\$5181.28
6	10		132"(3353mm)	TARA-48D2-W	■	■	■	JG4	■	3872.97	4317.60	4569.64	5088.58	4848.03	5412.65
10	10		138"(3505mm)	TARA-48D8-W	■	■	■	JG4	■	4031.02	4500.31	4751.71	5297.05	5048.93	5646.02
10	10		144"(3658mm)	TARA-48E4-W	■	■	■	JG4	■	4189.32	4683.30	4933.78	5505.52	5251.53	5881.39
10	10		150"(3810mm)	TARA-48F0-W	■	■	■	JG4	■	4347.85	4866.59	5115.85	5713.99	5455.82	6118.75
10	12		156"(3962mm)	TARA-48F6-W	■	■	■	JG4	■	4506.63	5050.17	5297.92	5922.46	5661.83	6358.11
10	12		162"(4115mm)	TARA-48G2-W	■	■	■	JG4	■	4665.65	5234.04	5479.99	6130.93	5869.53	6599.46
10	12		168"(4267mm)	TARA-48G8-W	■	■	■	JG4	■	4824.91	5418.20	5662.06	6339.40	6078.93	6842.81
10	12		174"(4420mm)	TARA-48H4-W	■	■	■	JG4	■	4984.41	5602.64	5844.13	6547.87	6290.04	7088.16
10	14		180"(4572mm)	TARA-48J0-W	■	■	■	JG4	■	5144.15	5787.38	6026.20	6756.34	6502.85	7335.50
6	10	54"(1372mm)	126"(3200mm)	TARA-54C6-W	■	■	■	JG4	■	\$4155.47	\$4635.26	\$4921.86	\$5476.68	\$5230.15	\$5826.24
6	10		132"(3353mm)	TARA-54D2-W	■	■	■	JG4	■	4328.85	4836.04	5119.38	5703.36	5445.65	6076.83
10	10		138"(3505mm)	TARA-54D8-W	■	■	■	JG4	■	4502.48	5037.10	5316.90	5930.04	5662.84	6329.40
10	10		144"(3658mm)	TARA-54E4-W	■	■	■	JG4	■	4676.34	5238.46	5514.42	6156.72	5881.74	6583.98
10	10		150"(3810mm)	TARA-54F0-W	■	■	■	JG4	■	4850.45	5440.10	5711.94	6383.40	6102.34	6840.55
10	12		156"(3962mm)	TARA-54F6-W	■	■	■	JG4	■	5024.79	5642.04	5909.46	6610.08	6324.64	7099.12
10	12		162"(4115mm)	TARA-54G2-W	■	■	■	JG4	■	5199.38	5844.26	6106.98	6836.76	6548.65	7359.68
10	12		168"(4267mm)	TARA-54G8-W	■	■	■	JG4	■	5374.21	6046.77	6304.50	7063.44	6774.35	7622.23
10	14		174"(4420mm)	TARA-54H4-W	■	■	■	JG4	■	5549.29	6249.57	6502.02	7290.12	7001.76	7886.79
10	14		180"(4572mm)	TARA-54J0-W	■	■	■	JG4	■	5724.60	6452.66	6699.54	7516.80	7230.87	8153.34
6	10	60"(1524mm)	126"(3200mm)	TARA-60C6-W	■	■	■	JG4	■	\$4595.78	\$5135.35	\$5456.15	\$6073.25	\$5811.46	\$6471.21
6	10		132"(3353mm)	TARA-60D2-W	■	■	■	JG4	■	4784.74	5354.48	5669.12	6318.14	6043.26	6741.00
10	10		138"(3505mm)	TARA-60D8-W	■	■	■	JG4	■	4973.93	5573.90	5882.09	6563.03	6276.76	7012.79
10	10		144"(3658mm)	TARA-60E4-W	■	■	■	JG4	■	5163.36	5793.61	6095.06	6807.92	6511.96	7286.57
10	10		150"(3810mm)	TARA-60F0-W	■	■	■	JG4	■	5353.04	6013.61	6308.03	7052.81	6748.86	7562.35
10	12		156"(3962mm)	TARA-60F6-W	■	■	■	JG4	■	5542.96	6233.90	6521.00	7297.70	6987.46	7840.12
10	12		162"(4115mm)	TARA-60G2-W	■	■	■	JG4	■	5733.12	6454.48	6733.97	7542.59	7227.76	8119.89
10	12		168"(4267mm)	TARA-60G8-W	■	■	■	JG4	■	5923.52	6675.34	6946.94	7787.48	7469.77	8401.66
10	14		174"(4420mm)	TARA-60H4-W	■	■	■	JG4	■	6114.17	6896.50	7159.91	8032.37	7713.48	8685.42
10	14		180"(4572mm)	TARA-60J0-W	■	■	■	JG4	■	6305.05	7117.94	7372.88	8277.26	7958.89	8971.18

*Recommended seating capacity based upon 27"(686mm) per chair.

Planes Conference Tables — Two-Piece Tops — Interior Leg — Wood

Pebble



TARP

Features

- Includes 1 3/16" (30mm) thick tops, interior leg bases and hardware.
- Standard table height is 29" (737mm).
- Wood veneer top with 3mm wood edgeband, cascade or knife wood edge.
- Table top seam is 3mm edgeband.
- Top available in standard or green core option.
- Interior legs are painted aluminum.
- Interior leg is 1 1/8" (29mm) x 3 1/4" (83mm).
- Optional cable base is available:
 - 42" (1067mm) deep and deeper tables will ship with 14" (356mm) x 14" (356mm) cable base
 - Two piece tops will include one cable base to be centered on seam under table top.
 - Cable base and table top(s) are wood veneer and can be specified in different surface colors and edge trim colors.
 - Refer to Specification Guide for use guidelines.
- Optional Flip top unit electrical modules are separately specified. Refer to electrical components for appropriate product specification.
- Available with glides only; 1/2" (13mm) height adjustment.
- Depth and width shown in nominal dimensions.
- Ships unassembled.

Specification Tips

- Tables with multiple-piece tops have equal sized pieces.
- The following Planes products are separately specified:
 - Grommets (field cut openings)
 - Flip top unit electrical modules
 - Horizontal wire management
- Refer to Specification Guide for seating capacities with Cable Base Option and leg locations.

To Order, Specify:

1) Product number, including:

① Wood Edge Option:

- K** Edgeband
- M** Cascade
- U** Knife

② Core Option:

- S** Standard
- G** Green, add **\$218.52** list

③ Flip Top Unit Cutout(s):

- N** None
- F** Center – single-sided/4 outlets, add **\$57.20** list
- V** Left/Right – single-sided/4 outlets, add **\$114.40** list
- J** Center – 6 single-sided/outlets, add **\$57.20** list
- K** Left/Right – single-sided/6 outlets, add **\$114.40** list
- M** Center – double-sided/8 outlets, add **\$57.20** list
- P** Left/Right – double-sided/8 outlets, add **\$114.40** list
- Q** Center – double-sided/12 outlets, add **\$57.20** list
- T** Left/Right – double-sided/12 outlets, add **\$114.40** list

④ Cable Base Option:

- N** None
- C** Cable Base, add **\$603.20** list

2) Wood finish color.

3) Base trim color.

4) Wood finish color – Cable Base

Note: **\$39.52** upcharge (list) for Metallic and accent trim colors.

Planes Conference Tables — Two-Piece Tops — Interior Leg — Wood

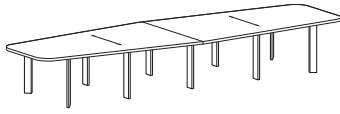
Pebble

No. of Legs	Seating Capacity*	Depth	Width	Number					Wood Group A	Group B	Wood Group A	Group B	Wood Group A	Group B	
					①	②	③	④	K	K	M	M	U	U	
6	10	42"(1067mm)	126"(3200mm)	TARP-42C6-W	■	■	■	JG4	■	\$3274.85	\$3635.09	\$3853.28	\$4283.54	\$4067.53	\$4536.31
6	10		132"(3353mm)	TARP-42D2-W	■	■	■	JG4	■	3417.09	3799.15	4019.90	4473.80	4250.42	4748.48
6	10		138"(3505mm)	TARP-42D8-W	■	■	■	JG4	■	3559.57	3963.51	4186.52	4664.06	4435.02	4962.64
6	10		144"(3658mm)	TARP-42E4-W	■	■	■	JG4	■	3702.29	4128.15	4353.14	4854.32	4621.31	5178.80
10	10		150"(3810mm)	TARP-42F0-W	■	■	■	JG4	■	3845.26	4293.09	4519.76	5044.58	4809.31	5396.95
10	10		156"(3962mm)	TARP-42F6-W	■	■	■	JG4	■	3988.46	4458.31	4686.38	5234.84	4999.01	5617.10
10	10		162"(4115mm)	TARP-42G2-W	■	■	■	JG4	■	4131.91	4623.82	4853.00	5425.10	5190.41	5839.25
10	10		168"(4267mm)	TARP-42G8-W	■	■	■	JG4	■	4275.60	4789.63	5019.62	5615.36	5383.52	6063.39
10	12		174"(4420mm)	TARP-42H4-W	■	■	■	JG4	■	4419.53	4955.72	5186.24	5805.62	5578.32	6289.53
10	12		180"(4572mm)	TARP-42J0-W	■	■	■	JG4	■	4563.71	5122.10	5352.86	5995.88	5774.83	6517.66
6	10	48"(1219mm)	126"(3200mm)	TARP-48C6-W	■	■	■	JG4	■	\$3715.16	\$4135.17	\$4387.57	\$4880.11	\$4648.84	\$5181.28
6	10		132"(3353mm)	TARP-48D2-W	■	■	■	JG4	■	3872.97	4317.60	4569.64	5088.58	4848.03	5412.65
6	10		138"(3505mm)	TARP-48D8-W	■	■	■	JG4	■	4031.02	4500.31	4751.71	5297.05	5048.93	5646.02
6	10		144"(3658mm)	TARP-48E4-W	■	■	■	JG4	■	4189.32	4683.30	4933.78	5505.52	5251.53	5881.39
10	10		150"(3810mm)	TARP-48F0-W	■	■	■	JG4	■	4347.85	4866.59	5115.85	5713.99	5455.82	6118.75
10	10		156"(3962mm)	TARP-48F6-W	■	■	■	JG4	■	4506.63	5050.17	5297.92	5922.46	5661.83	6358.11
10	10		162"(4115mm)	TARP-48G2-W	■	■	■	JG4	■	4665.65	5234.04	5479.99	6130.93	5869.53	6599.46
10	10		168"(4267mm)	TARP-48G8-W	■	■	■	JG4	■	4824.91	5418.20	5662.06	6339.40	6078.93	6842.81
10	12		174"(4420mm)	TARP-48H4-W	■	■	■	JG4	■	4984.41	5602.64	5844.13	6547.87	6290.04	7088.16
10	12		180"(4572mm)	TARP-48J0-W	■	■	■	JG4	■	5144.15	5787.38	6026.20	6756.34	6502.85	7335.50
6	10	54"(1372mm)	126"(3200mm)	TARP-54C6-W	■	■	■	JG4	■	\$4155.47	\$4635.26	\$4921.86	\$5476.68	\$5230.15	\$5826.24
6	10		132"(3353mm)	TARP-54D2-W	■	■	■	JG4	■	4328.85	4836.04	5119.38	5703.36	5445.65	6076.83
6	10		138"(3505mm)	TARP-54D8-W	■	■	■	JG4	■	4502.48	5037.10	5316.90	5930.04	5662.84	6329.40
6	10		144"(3658mm)	TARP-54E4-W	■	■	■	JG4	■	4676.34	5238.46	5514.42	6156.72	5881.74	6583.98
10	10		150"(3810mm)	TARP-54F0-W	■	■	■	JG4	■	4850.45	5440.10	5711.94	6383.40	6102.34	6840.55
10	10		156"(3962mm)	TARP-54F6-W	■	■	■	JG4	■	5024.79	5642.04	5909.46	6610.08	6324.64	7099.12
10	10		162"(4115mm)	TARP-54G2-W	■	■	■	JG4	■	5199.38	5844.26	6106.98	6836.76	6548.65	7359.68
10	10		168"(4267mm)	TARP-54G8-W	■	■	■	JG4	■	5374.21	6046.77	6304.50	7063.44	6774.35	7622.23
10	12		174"(4420mm)	TARP-54H4-W	■	■	■	JG4	■	5549.29	6249.57	6502.02	7290.12	7001.76	7886.79
10	12		180"(4572mm)	TARP-54J0-W	■	■	■	JG4	■	5724.60	6452.66	6699.54	7516.80	7230.87	8153.34
6	10	60"(1524mm)	126"(3200mm)	TARP-60C6-W	■	■	■	JG4	■	\$4595.78	\$5135.35	\$5456.15	\$6073.25	\$5811.46	\$6471.21
6	10		132"(3353mm)	TARP-60D2-W	■	■	■	JG4	■	4784.74	5354.48	5669.12	6318.14	6043.26	6741.00
6	10		138"(3505mm)	TARP-60D8-W	■	■	■	JG4	■	4973.93	5573.90	5882.09	6563.03	6276.76	7012.79
6	10		144"(3658mm)	TARP-60E4-W	■	■	■	JG4	■	5163.36	5793.61	6095.06	6807.92	6511.96	7286.57
10	10		150"(3810mm)	TARP-60F0-W	■	■	■	JG4	■	5353.04	6013.61	6308.03	7052.81	6748.86	7562.35
10	10		156"(3962mm)	TARP-60F6-W	■	■	■	JG4	■	5542.96	6233.90	6521.00	7297.70	6987.46	7840.12
10	10		162"(4115mm)	TARP-60G2-W	■	■	■	JG4	■	5733.12	6454.48	6733.97	7542.59	7227.76	8119.89
10	10		168"(4267mm)	TARP-60G8-W	■	■	■	JG4	■	5923.52	6675.34	6946.94	7787.48	7469.77	8401.66
10	12		174"(4420mm)	TARP-60H4-W	■	■	■	JG4	■	6114.17	6896.50	7159.91	8032.37	7713.48	8685.42
10	12		180"(4572mm)	TARP-60J0-W	■	■	■	JG4	■	6305.05	7117.94	7372.88	8277.26	7958.89	8971.18

*Recommended seating capacity based upon 27"(686mm) per chair.

Planes Conference Tables — Two-Piece Tops — Interior Leg — Wood

Hexagon



TARX

Features

- Includes 1 3/16" (30mm) thick tops, interior leg bases and hardware.
- Standard table height is 29" (737mm).
- Wood veneer top with 3mm wood edgeband, cascade or knife wood edge.
- Table top seam is 3mm edgeband.
- Top available in standard or green core option.
- Interior legs are painted aluminum.
- Interior leg is 1 1/8" (29mm) x 3 1/4" (83mm).
- Optional cable base is available:
 - 42" (1067mm) deep and deeper tables will ship with 14" (356mm) x 14" (356mm) cable base
 - Two piece tops will include one cable base to be centered on seam under table top.
 - Cable base and table top(s) are wood veneer and can be specified in different surface colors and edge trim colors.
 - Refer to Specification Guide for use guidelines.
- Optional Flip top unit electrical modules are separately specified. Refer to electrical components for appropriate product specification.
- Available with glides only; 1/2" (13mm) height adjustment.
- Depth and width shown in nominal dimensions.
- Ships unassembled.

Specification Tips

- Tables with multiple-piece tops have equal sized pieces.
- The following Planes products are separately specified:
 - Grommets (field cut openings)
 - Flip top unit electrical modules
 - Horizontal wire management
- Refer to Specification Guide for seating capacities with Cable Base Option and leg locations.

To Order, Specify:

1) Product number, including:

① Wood Edge Option:

- K** Edgeband
- M** Cascade
- U** Knife

② Core Option:

- S** Standard
- G** Green, add **\$218.52** list

③ Flip Top Unit Cutout(s):

- N** None
- F** Center – single-sided/4 outlets, add **\$57.20** list
- V** Left/Right – single-sided/4 outlets, add **\$114.40** list
- J** Center – single-sided/6 outlets, add **\$57.20** list
- K** Left/Right – single-sided/6 outlets, add **\$114.40** list
- M** Center – double-sided/8 outlets, add **\$57.20** list
- P** Left/Right – double-sided/8 outlets, add **\$114.40** list
- Q** Center – double-sided/12 outlets, add **\$57.20** list
- T** Left/Right – double-sided/12 outlets, add **\$114.40** list

④ Cable Base Option:

- N** None
- C** Cable Base, add **\$603.20** list

2) Wood finish color.

3) Base trim color.

4) Wood finish color – Cable Base

Note: **\$39.52** upcharge (list) for Metallic and accent trim colors.

Planes Conference Tables — Two-Piece Tops — Interior Leg — Wood

Hexagon

No. of Legs	Seating Capacity*	Depth	Width	Number					Wood Group A	Group B	Wood Group A	Group B	Wood Group A	Group B	
					①	②	③	④	K	K	M	M	U	U	
6	10	42"(1067mm)	126"(3200mm)	TARX-42C6-W	■	■	■	JG4	■	\$3274.85	\$3635.09	\$3853.28	\$4283.54	\$4067.53	\$4536.31
6	10		132"(3353mm)	TARX-42D2-W	■	■	■	JG4	■	3417.09	3799.15	4019.90	4473.80	4250.42	4748.48
6	10		138"(3505mm)	TARX-42D8-W	■	■	■	JG4	■	3559.57	3963.51	4186.52	4664.06	4435.02	4962.64
6	10		144"(3658mm)	TARX-42E4-W	■	■	■	JG4	■	3702.29	4128.15	4353.14	4854.32	4621.31	5178.80
10	10		150"(3810mm)	TARX-42F0-W	■	■	■	JG4	■	3845.26	4293.09	4519.76	5044.58	4809.31	5396.95
10	10		156"(3962mm)	TARX-42F6-W	■	■	■	JG4	■	3988.46	4458.31	4686.38	5234.84	4999.01	5617.10
10	10		162"(4115mm)	TARX-42G2-W	■	■	■	JG4	■	4131.91	4623.82	4853.00	5425.10	5190.41	5839.25
10	10		168"(4267mm)	TARX-42G8-W	■	■	■	JG4	■	4275.60	4789.63	5019.62	5615.36	5383.52	6063.39
10	12		174"(4420mm)	TARX-42H4-W	■	■	■	JG4	■	4419.53	4955.72	5186.24	5805.62	5578.32	6289.53
10	12		180"(4572mm)	TARX-42J0-W	■	■	■	JG4	■	4563.71	5122.10	5352.86	5995.88	5774.83	6517.66
6	10	48"(1219mm)	126"(3200mm)	TARX-48C6-W	■	■	■	JG4	■	\$3715.16	\$4135.17	\$4387.57	\$4880.11	\$4648.84	\$5181.28
6	10		132"(3353mm)	TARX-48D2-W	■	■	■	JG4	■	3872.97	4317.60	4569.64	5088.58	4848.03	5412.65
6	10		138"(3505mm)	TARX-48D8-W	■	■	■	JG4	■	4031.02	4500.31	4751.71	5297.05	5048.93	5646.02
6	10		144"(3658mm)	TARX-48E4-W	■	■	■	JG4	■	4189.32	4683.30	4933.78	5505.52	5251.53	5881.39
10	10		150"(3810mm)	TARX-48F0-W	■	■	■	JG4	■	4347.85	4866.59	5115.85	5713.99	5455.82	6118.75
10	10		156"(3962mm)	TARX-48F6-W	■	■	■	JG4	■	4506.63	5050.17	5297.92	5922.46	5661.83	6358.11
10	10		162"(4115mm)	TARX-48G2-W	■	■	■	JG4	■	4665.65	5234.04	5479.99	6130.93	5869.53	6599.46
10	10		168"(4267mm)	TARX-48G8-W	■	■	■	JG4	■	4824.91	5418.20	5662.06	6339.40	6078.93	6842.81
10	12		174"(4420mm)	TARX-48H4-W	■	■	■	JG4	■	4984.41	5602.64	5844.13	6547.87	6290.04	7088.16
10	12		180"(4572mm)	TARX-48J0-W	■	■	■	JG4	■	5144.15	5787.38	6026.20	6756.34	6502.85	7335.50
6	10	54"(1372mm)	126"(3200mm)	TARX-54C6-W	■	■	■	JG4	■	\$4155.47	\$4635.26	\$4921.86	\$5476.68	\$5230.15	\$5826.24
6	10		132"(3353mm)	TARX-54D2-W	■	■	■	JG4	■	4328.85	4836.04	5119.38	5703.36	5445.65	6076.83
6	10		138"(3505mm)	TARX-54D8-W	■	■	■	JG4	■	4502.48	5037.10	5316.90	5930.04	5662.84	6329.40
6	10		144"(3658mm)	TARX-54E4-W	■	■	■	JG4	■	4676.34	5238.46	5514.42	6156.72	5881.74	6583.98
10	10		150"(3810mm)	TARX-54F0-W	■	■	■	JG4	■	4850.45	5440.10	5711.94	6383.40	6102.34	6840.55
10	10		156"(3962mm)	TARX-54F6-W	■	■	■	JG4	■	5024.79	5642.04	5909.46	6610.08	6324.64	7099.12
10	10		162"(4115mm)	TARX-54G2-W	■	■	■	JG4	■	5199.38	5844.26	6106.98	6836.76	6548.65	7359.68
10	10		168"(4267mm)	TARX-54G8-W	■	■	■	JG4	■	5374.21	6046.77	6304.50	7063.44	6774.35	7622.23
10	12		174"(4420mm)	TARX-54H4-W	■	■	■	JG4	■	5549.29	6249.57	6502.02	7290.12	7001.76	7886.79
10	12		180"(4572mm)	TARX-54J0-W	■	■	■	JG4	■	5724.60	6452.66	6699.54	7516.80	7230.87	8153.34
6	10	60"(1524mm)	126"(3200mm)	TARX-60C6-W	■	■	■	JG4	■	\$4595.78	\$5135.35	\$5456.15	\$6073.25	\$5811.46	\$6471.21
6	10		132"(3353mm)	TARX-60D2-W	■	■	■	JG4	■	4784.74	5354.48	5669.12	6318.14	6043.26	6741.00
6	10		138"(3505mm)	TARX-60D8-W	■	■	■	JG4	■	4973.93	5573.90	5882.09	6563.03	6276.76	7012.79
6	10		144"(3658mm)	TARX-60E4-W	■	■	■	JG4	■	5163.36	5793.61	6095.06	6807.92	6511.96	7286.57
10	10		150"(3810mm)	TARX-60F0-W	■	■	■	JG4	■	5353.04	6013.61	6308.03	7052.81	6748.86	7562.35
10	10		156"(3962mm)	TARX-60F6-W	■	■	■	JG4	■	5542.96	6233.90	6521.00	7297.70	6987.46	7840.12
10	10		162"(4115mm)	TARX-60G2-W	■	■	■	JG4	■	5733.12	6454.48	6733.97	7542.59	7227.76	8119.89
10	10		168"(4267mm)	TARX-60G8-W	■	■	■	JG4	■	5923.52	6675.34	6946.94	7787.48	7469.77	8401.66
10	12		174"(4420mm)	TARX-60H4-W	■	■	■	JG4	■	6114.17	6896.50	7159.91	8032.37	7713.48	8685.42
10	12		180"(4572mm)	TARX-60J0-W	■	■	■	JG4	■	6305.05	7117.94	7372.88	8277.26	7958.89	8971.18

*Recommended seating capacity based upon 27"(686mm) per chair.

Planes Conference Tables — Three-Piece Tops — Interior Leg — Laminate

Rectangular



TARA

Features

- Includes 1 3/16" (30mm) thick tops, interior leg bases and hardware.
- Standard table height is 29" (737mm).
- Laminate top with 3mm edgeband, cascade or knife edges.
- Table top seams are 3mm edgeband.
- Top available in standard or green core option.
- Interior legs are painted aluminum.
- Interior leg is 1 1/8" (29mm) x 3 1/4" (83mm).
- Optional cable bases are available:
 - 42" (1067mm) deep and deeper tables will ship with 14" (356mm) x 14" (356mm) cable bases.
 - Three piece tops will include two cable bases to be centered on seams.
 - Cable base and table top(s) are laminate and can be specified in different surface colors and edge trim colors.
 - Refer to Specification Guide for use guidelines.
- Optional Flip top unit electrical modules are separately specified. Refer to electrical components for appropriate product specification.
- Available with glides only; 1/2" (13mm) height adjustment.
- Depth and width shown in nominal dimensions.
- Ships unassembled.

Specification Tips

- Tables with multiple-piece tops have equal sized pieces.
- The following Planes products are separately specified:
 - Grommets (field cut opening)
 - Flip top unit electrical modules
 - Horizontal wire management
- Refer to Specification Guide for seating capacities with Cable Base Option and leg locations.

*Multiple piece tops with Cascade edge option will require an additional specification for the 1mm edgeband seam.

To Order, Specify:

1) Product number, including:

① Edge Option:

- J** Edgeband
- V** Cascade*
- F** Knife

② Core Option:

- S** Standard
- G** Green, add **\$327.78** list

③ Flip Top Unit Cutout(s):

- N** None
- F** Center – single-sided/4 outlets, add **\$85.80** list
- V** Left/Right – single-sided/4 outlets, add **\$171.60** list
- J** Center – single-sided/6 outlets, add **\$85.80** list
- K** Left/Right – single-sided/6 outlets, add **\$171.60** list
- M** Center – double-sided/8 outlets, add **\$85.80** list
- P** Left/Right – double-sided/8 outlets, add **\$171.60** list
- Q** Center – double-sided/12 outlets, add **\$85.80** list
- T** Left/Right – double-sided/12 outlets, add **\$171.60** list

④ Cable Base Option:

- N** None
- C** Cable Bases (2), add **\$1206.40** list

- 2) Laminate surface color.
- 3) 1mm edgeband trim color.
(Cascade edge/multiple-tops only)*
- 4) Edge trim color.
- 5) Base trim color.
- 6) Laminate surface – Cable Bases
- 7) Edge trim color – Cable Bases

Note: **\$39.52** upcharge (list) for Metallic and accent trim colors.

Planes Conference Tables — Three-Piece Tops — Interior Leg — Laminate

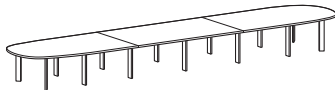
Rectangular

No. of Legs	Seating Capacity*	Depth	Width	Number					Laminate A				Laminate B			
					①	②	③	④	J	V1	V2	F	J	V1	V2	F
8	14	42"(1067mm)	186"(4724mm)	TARA-42J6-L	■	■	■	JG4	\$3127.33	\$3188.74	\$3922.90	\$3628.93	\$3387.43	\$3448.84	\$4183.00	\$3889.03
8	14		192"(4877mm)	TARA-42K2-L	■	■	■	JG4	3223.54	3297.17	4050.65	3738.34	3492.04	3565.67	4319.15	4006.84
8	14		198"(5029mm)	TARA-42K8-L	■	■	■	JG4	3319.75	3405.60	4178.40	3847.75	3596.65	3682.50	4455.30	4124.65
14	14		204"(5182mm)	TARA-42L4-L	■	■	■	JG4	3415.96	3514.03	4306.15	3957.16	3701.26	3799.33	4591.45	4242.46
14	14		210"(5334mm)	TARA-42M0-L	■	■	■	JG4	3512.17	3622.46	4433.90	4066.57	3805.87	3916.16	4727.60	4360.27
14	14		216"(5486mm)	TARA-42M6-L	■	■	■	JG4	3608.38	3730.89	4561.65	4175.98	3910.48	4032.99	4863.75	4478.08
14	16		222"(5639mm)	TARA-42N2-L	■	■	■	JG4	3704.59	3839.32	4689.40	4285.39	4015.09	4149.82	4999.90	4595.89
14	16		228"(5791mm)	TARA-42N8-L	■	■	■	JG4	3800.80	3947.75	4817.15	4394.80	4119.70	4266.65	5136.05	4713.70
14	16		234"(5944mm)	TARA-42P4-L	■	■	■	JG4	3897.01	4056.18	4944.90	4504.21	4224.31	4383.48	5272.20	4831.51
14	16		240"(6096mm)	TARA-42Q0-L	■	■	■	JG4	3993.22	4164.61	5072.65	4613.62	4328.92	4500.31	5408.35	4949.32
14	16		246"(6248mm)	TARA-42Q6-L	■	■	■	JG4	4089.43	4273.04	5200.40	4723.03	4433.53	4617.14	5544.50	5067.13
14	16		252"(6401mm)	TARA-42R2-L	■	■	■	JG4	4185.64	4381.47	5328.15	4832.44	4538.14	4733.97	5680.65	5184.94
14	18		258"(6553mm)	TARA-42R8-L	■	■	■	JG4	4281.85	4489.90	5455.90	4941.85	4642.75	4850.80	5816.80	5302.75
14	18		264"(6706mm)	TARA-42S4-L	■	■	■	JG4	4439.46	4598.33	5583.65	5051.26	4808.76	4967.63	5952.95	5420.56
14	20		270"(6858mm)	TARA-42T0-L	■	■	■	JG4	4535.67	4706.76	5711.40	5160.67	4913.37	5084.46	6089.10	5538.37
8	14	48"(1219mm)	186"(4724mm)	TARA-48J6-L	■	■	■	JG4	\$3519.80	\$3593.43	\$4346.91	\$4034.60	\$3817.10	\$3890.73	\$4644.21	\$4331.90
8	14		192"(4877mm)	TARA-48K2-L	■	■	■	JG4	3626.40	3712.25	4485.05	4154.40	3933.30	4019.15	4791.95	4461.30
8	14		198"(5029mm)	TARA-48K8-L	■	■	■	JG4	3733.00	3831.07	4623.19	4274.20	4049.50	4147.57	4939.69	4590.70
14	14		204"(5182mm)	TARA-48L4-L	■	■	■	JG4	3839.60	3949.89	4761.33	4394.00	4165.70	4275.99	5087.43	4720.10
14	14		210"(5334mm)	TARA-48M0-L	■	■	■	JG4	3946.20	4068.71	4899.47	4513.80	4281.90	4404.41	5235.17	4849.50
14	14		216"(5486mm)	TARA-48M6-L	■	■	■	JG4	4052.80	4187.53	5037.61	4633.60	4398.10	4532.83	5382.91	4978.90
14	16		222"(5639mm)	TARA-48N2-L	■	■	■	JG4	4159.40	4306.35	5175.75	4753.40	4514.30	4661.25	5530.65	5108.30
14	16		228"(5791mm)	TARA-48N8-L	■	■	■	JG4	4266.00	4425.17	5313.89	4873.20	4630.50	4789.67	5678.39	5237.70
14	16		234"(5944mm)	TARA-48P4-L	■	■	■	JG4	4372.60	4543.99	5452.03	4993.00	4746.70	4918.09	5826.13	5367.10
14	16		240"(6096mm)	TARA-48Q0-L	■	■	■	JG4	4479.20	4662.81	5590.17	5112.80	4862.90	5046.51	5973.87	5496.50
14	16		246"(6248mm)	TARA-48Q6-L	■	■	■	JG4	4585.80	4781.63	5728.31	5232.60	4979.10	5174.93	6121.61	5625.90
14	16		252"(6401mm)	TARA-48R2-L	■	■	■	JG4	4692.40	4900.45	5866.45	5352.40	5095.30	5303.35	6269.35	5755.30
14	18		258"(6553mm)	TARA-48R8-L	■	■	■	JG4	4799.00	5019.27	6004.59	5472.20	5211.50	5431.77	6417.09	5884.70
14	18		264"(6706mm)	TARA-48S4-L	■	■	■	JG4	4905.60	5138.09	6142.73	5592.00	5327.70	5560.19	6564.83	6014.10
14	20		270"(6858mm)	TARA-48T0-L	■	■	■	JG4	5012.20	5256.91	6280.87	5711.80	5443.90	5688.61	6712.57	6143.50
8	14	54"(1372mm)	186"(4724mm)	TARA-54J6-L	■	■	■	JG4	\$3850.87	\$3998.12	\$4770.92	\$4440.27	\$4185.37	\$4332.62	\$5105.42	\$4774.77
8	14		192"(4877mm)	TARA-54K2-L	■	■	■	JG4	3967.86	4127.33	4919.45	4570.46	4313.16	4472.63	5264.75	4915.76
8	14		198"(5029mm)	TARA-54K8-L	■	■	■	JG4	4084.85	4256.54	5067.98	4700.65	4440.95	4612.64	5424.08	5056.75
14	14		204"(5182mm)	TARA-54L4-L	■	■	■	JG4	4201.84	4385.75	5216.51	4830.84	4568.74	4752.65	5583.41	5197.74
14	14		210"(5334mm)	TARA-54M0-L	■	■	■	JG4	4318.83	4514.96	5365.04	4961.03	4696.53	4892.66	5742.74	5338.73
14	14		216"(5486mm)	TARA-54M6-L	■	■	■	JG4	4435.82	4644.17	5513.57	5091.22	4824.32	5032.67	5902.07	5479.72
14	16		222"(5639mm)	TARA-54N2-L	■	■	■	JG4	4552.81	4773.38	5662.10	5221.41	4952.11	5172.68	6061.40	5620.71
14	16		228"(5791mm)	TARA-54N8-L	■	■	■	JG4	4669.80	4902.59	5810.63	5351.60	5079.90	5312.69	6220.73	5761.70
14	16		234"(5944mm)	TARA-54P4-L	■	■	■	JG4	4786.79	5031.80	5959.16	5481.79	5207.69	5452.70	6380.06	5902.69
14	16		240"(6096mm)	TARA-54Q0-L	■	■	■	JG4	4903.78	5161.01	6107.69	5611.98	5335.48	5592.71	6539.39	6043.68
14	16		246"(6248mm)	TARA-54Q6-L	■	■	■	JG4	5020.77	5290.22	6256.22	5742.17	5463.27	5732.72	6698.72	6184.67
14	16		252"(6401mm)	TARA-54R2-L	■	■	■	JG4	5137.76	5419.43	6404.75	5872.36	5591.06	5872.73	6858.05	6325.66
14	18		258"(6553mm)	TARA-54R8-L	■	■	■	JG4	5254.75	5548.64	6553.28	6002.55	5718.85	6012.74	7017.38	6466.65
14	18		264"(6706mm)	TARA-54S4-L	■	■	■	JG4	5371.74	5677.85	6701.81	6132.74	5846.64	6152.75	7176.71	6607.64
14	20		270"(6858mm)	TARA-54T0-L	■	■	■	JG4	5488.73	5807.06	6850.34	6262.93	5974.43	6292.76	7336.04	6748.63
8	14	60"(1524mm)	186"(4724mm)	TARA-60J6-L	■	■	■	JG4	\$4181.94	\$4402.81	\$5194.93	\$4845.94	\$4553.64	\$4774.51	\$5566.63	\$5217.64
8	14		192"(4877mm)	TARA-60K2-L	■	■	■	JG4	4309.32	4542.41	5353.85	4986.52	4693.02	4926.11	5737.55	5370.22
8	14		198"(5029mm)	TARA-60K8-L	■	■	■	JG4	4436.70	4682.01	5512.77	5127.10	4832.40	5077.71	5908.47	5522.80
14	14		204"(5182mm)	TARA-60L4-L	■	■	■	JG4	4564.08	4821.61	5671.69	5267.68	4971.78	5229.31	6079.39	5675.38
14	14		210"(5334mm)	TARA-60M0-L	■	■	■	JG4	4691.46	4961.21	5830.61	5408.26	5111.16	5380.91	6250.31	5827.96
14	14		216"(5486mm)	TARA-60M6-L	■	■	■	JG4	4818.84	5100.81	5989.53	5548.84	5250.54	5532.51	6421.23	5980.54
14	16		222"(5639mm)	TARA-60N2-L	■	■	■	JG4	4946.22	5240.41	6148.45	5689.42	5389.92	5684.11	6592.15	6133.12
14	16		228"(5791mm)	TARA-60N8-L	■	■	■	JG4	5073.60	5380.01	6307.37	5830.00	5529.30	5835.71	6763.07	6285.70
14	16		234"(5944mm)	TARA-60P4-L	■	■	■	JG4	5200.98	5519.61	6466.29	5970.58	5668.68	5987.31	6933.99	6438.28
14	16		240"(6096mm)	TARA-60Q0-L	■	■	■	JG4	5328.36	5659.21	6625.21	6111.16	5808.06	6138.91	7104.91	6590.86
14	16		246"(6248mm)	TARA-60Q6-L	■	■	■	JG4	5455.74	5798.81	6784.13	6251.74	5947.44	6290.51	7275.83	6743.44
14	16		252"(6401mm)	TARA-60R2-L	■	■	■	JG4	5583.12	5938.41	6943.05	6392.32	6086.82	6442.11	7446.75	6896.02
14	18		258"(6553mm)	TARA-60R8-L	■	■	■	JG4	5710.50	6078.01	7101.97	6532.90	6226.20	6593.71	7617.67	7048.60
14	18		264"(6706mm)	TARA-60S4-L	■	■	■	JG4	5837.88	6217.61	7260.89	6673.48	6365.58	6745.31	7788.59	7201.18
14	20		270"(6858mm)	TARA-60T0-L	■	■	■	JG4	5965.26	6357.21	7419.81	6814.06	6504.96	6896.91	7959.51	7353.76

*Recommended seating capacity based upon 27"(686mm) per chair.

Planes Conference Tables — Three-Piece Tops — Interior Leg — Laminate

Pebble



TARP

Features

- Includes 1 3/16”(30mm) thick tops, interior leg bases and hardware.
- Standard table height is 29”(737mm).
- Laminate top with 3mm edgeband, cascade or knife edges.
- Table top seams are 3mm edgeband.
- Top available in standard or green core option.
- Interior legs are painted aluminum.
- Interior leg is 1 1/8”(29mm) x 3 1/4”(83mm).
- Optional cable bases are available :
 - 42”(1067mm) deep and deeper tables will ship with 14”(356mm) x 14”(356mm) cable bases.
 - Three piece tops will include two cable bases to be centered on seams.
 - Cable base and table top(s) are laminate and can be specified in different surface colors and edge trim colors.
 - Refer to Specification Guide for use guidelines.
- Optional Flip top unit electrical modules are separately specified. Refer to electrical components for appropriate product specification.
- Available with glides only; 1/2”(13mm) height adjustment.
- Depth and width shown in nominal dimensions.
- Ships unassembled.

Specification Tips

- Tables with multiple-piece tops have equal sized pieces.
- The following Planes products are separately specified:
 - Grommets (field cut opening)
 - Flip top unit electrical modules
 - Horizontal wire management
- Refer to Specification Guide for seating capacities with Cable Base Option and leg locations.

*Multiple piece tops with Cascade edge option will require an additional specification for the 1mm edgeband seam.

To Order, Specify:

1) Product number, including:

① Edge Option:

- J** Edgeband
- V** Cascade*
- F** Knife

② Core Option:

- S** Standard
- G** Green, add **\$327.78** list

③ Flip Top Unit Cutout(s):

- N** None
- F** Center – single-sided/4 outlets, add **\$85.80** list
- V** Left/Right – single-sided/4 outlets, add **\$171.60** list
- J** Center – single-sided/6 outlets, add **\$85.80** list
- K** Left/Right – single-sided/6 outlets, add **\$171.60** list
- M** Center – double-sided/8 outlets, add **\$85.80** list
- P** Left/Right – double-sided/8 outlets, add **\$171.60** list
- Q** Center – double-sided/12 outlets, add **\$85.80** list
- T** Left/Right – double-sided/12 outlets, add **\$171.60** list

④ Cable Base Option:

- N** None
- C** Cable Bases(2), add **\$1206.40** list

- 2) Laminate surface color.
- 3) 1mm edgeband trim color.
(Cascade edge/multiple-tops only)*
- 4) Edge trim color.
- 5) Base trim color.
- 6) Laminate surface – Cable Bases
- 7) Edge trim color – Cable Bases

Note: **\$39.52** upcharge (list) for Metallic and accent trim colors.

Planes Conference Tables — Three-Piece Tops — Interior Leg — Laminate

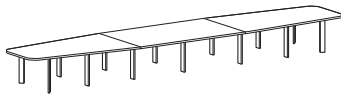
Pebble

No. of Legs	Seating Capacity*	Depth	Width	Number	① ② ③ ④				Laminate A				Laminate B			
					J	V1	V2	F	J	V1	V2	F				
8	14	42"(1067mm)	186"(4724mm)	TARP-42J6-L	■	■	■	JG4	\$3127.33	\$3188.74	\$3922.90	\$3628.93	\$3387.43	\$3448.84	\$4183.00	\$3889.03
8	14		192"(4877mm)	TARP-42K2-L	■	■	■	JG4	3223.54	3297.17	4050.65	3738.34	3492.04	3565.67	4319.15	4006.84
8	14		198"(5029mm)	TARP-42K8-L	■	■	■	JG4	3319.75	3405.60	4178.40	3847.75	3596.65	3682.50	4455.30	4124.65
10	14		204"(5182mm)	TARP-42L4-L	■	■	■	JG4	3415.96	3514.03	4306.15	3957.16	3701.26	3799.33	4591.45	4242.46
10	14		210"(5334mm)	TARP-42M0-L	■	■	■	JG4	3512.17	3622.46	4433.90	4066.57	3805.87	3916.16	4727.60	4360.27
10	14		216"(5486mm)	TARP-42M6-L	■	■	■	JG4	3608.38	3730.89	4561.65	4175.98	3910.48	4032.99	4863.75	4478.08
14	14		222"(5639mm)	TARP-42N2-L	■	■	■	JG4	3704.59	3839.32	4689.40	4285.39	4015.09	4149.82	4999.90	4595.89
14	14		228"(5791mm)	TARP-42N8-L	■	■	■	JG4	3800.80	3947.75	4817.15	4394.80	4119.70	4266.65	5136.05	4713.70
14	14		234"(5944mm)	TARP-42P4-L	■	■	■	JG4	3897.01	4056.18	4944.90	4504.21	4224.31	4383.48	5272.20	4831.51
14	14		240"(6096mm)	TARP-42Q0-L	■	■	■	JG4	3993.22	4164.61	5072.65	4613.62	4328.92	4500.31	5408.35	4949.32
14	14		246"(6248mm)	TARP-42Q6-L	■	■	■	JG4	4089.43	4273.04	5200.40	4723.03	4433.53	4617.14	5544.50	5067.13
14	14		252"(6401mm)	TARP-42R2-L	■	■	■	JG4	4185.64	4381.47	5328.15	4832.44	4538.14	4733.97	5680.65	5184.94
14	14		258"(6553mm)	TARP-42R8-L	■	■	■	JG4	4281.85	4489.90	5455.90	4941.85	4642.75	4850.80	5816.80	5302.75
14	14		264"(6706mm)	TARP-42S4-L	■	■	■	JG4	4378.06	4598.33	5583.65	5051.26	4747.36	4967.63	5952.95	5420.56
14	16		270"(6858mm)	TARP-42T0-L	■	■	■	JG4	4474.27	4706.76	5711.40	5160.67	4851.97	5084.46	6089.10	5538.37
8	14	48"(1219mm)	186"(4724mm)	TARP-48J6-L	■	■	■	JG4	\$3519.80	\$3593.43	\$4346.91	\$4034.60	\$3817.10	\$3890.73	\$4644.21	\$4331.90
8	14		192"(4877mm)	TARP-48K2-L	■	■	■	JG4	3626.40	3712.25	4485.05	4154.40	3933.30	4019.15	4791.95	4461.30
8	14		198"(5029mm)	TARP-48K8-L	■	■	■	JG4	3733.00	3831.07	4623.19	4274.20	4049.50	4147.57	4939.69	4590.70
8	14		204"(5182mm)	TARP-48L4-L	■	■	■	JG4	3839.60	3949.89	4761.33	4394.00	4165.70	4275.99	5087.43	4720.10
8	14		210"(5334mm)	TARP-48M0-L	■	■	■	JG4	3946.20	4068.71	4899.47	4513.80	4281.90	4404.41	5235.17	4849.50
8	14		216"(5486mm)	TARP-48M6-L	■	■	■	JG4	4052.80	4187.53	5037.61	4633.60	4398.10	4532.83	5382.91	4978.90
14	14		222"(5639mm)	TARP-48N2-L	■	■	■	144	4159.40	4306.35	5175.75	4753.40	4514.30	4661.25	5530.65	5108.30
14	14		228"(5791mm)	TARP-48N8-L	■	■	■	JG4	4266.00	4425.17	5313.89	4873.20	4630.50	4789.67	5678.39	5237.70
14	14		234"(5944mm)	TARP-48P4-L	■	■	■	JG4	4372.60	4543.99	5452.03	4993.00	4746.70	4918.09	5826.13	5367.10
14	14		240"(6096mm)	TARP-48Q0-L	■	■	■	JG4	4479.20	4662.81	5590.17	5112.80	4862.90	5046.51	5973.87	5496.50
14	14		246"(6248mm)	TARP-48Q6-L	■	■	■	JG4	4585.80	4781.63	5728.31	5232.60	4979.10	5174.93	6121.61	5625.90
14	14		252"(6401mm)	TARP-48R2-L	■	■	■	JG4	4692.40	4900.45	5866.45	5352.40	5095.30	5303.35	6269.35	5755.30
14	14		258"(6553mm)	TARP-48R8-L	■	■	■	JG4	4799.00	5019.27	6004.59	5472.20	5211.50	5431.77	6417.09	5884.70
14	14		264"(6706mm)	TARP-48S4-L	■	■	■	JG4	4905.60	5138.09	6142.73	5592.00	5327.70	5560.19	6564.83	6014.10
14	16		270"(6858mm)	TARP-48T0-L	■	■	■	JG4	5012.20	5256.91	6280.87	5711.80	5443.90	5688.61	6712.57	6143.50
8	14	54"(1372mm)	186"(4724mm)	TARP-54J6-L	■	■	■	JG4	\$3850.87	\$3998.12	\$4770.92	\$4440.27	\$4185.37	\$4332.62	\$5105.42	\$4774.77
8	14		192"(4877mm)	TARP-54K2-L	■	■	■	JG4	3967.86	4127.33	4919.45	4570.46	4313.16	4472.63	5264.75	4915.76
8	14		198"(5029mm)	TARP-54K8-L	■	■	■	JG4	4084.85	4256.54	5067.98	4700.65	4440.95	4612.64	5424.08	5056.75
8	14		204"(5182mm)	TARP-54L4-L	■	■	■	JG4	4201.84	4385.75	5216.51	4830.84	4568.74	4752.65	5583.41	5197.74
8	14		210"(5334mm)	TARP-54M0-L	■	■	■	JG4	4318.83	4514.96	5365.04	4961.03	4696.53	4892.66	5742.74	5338.73
8	14		216"(5486mm)	TARP-54M6-L	■	■	■	JG4	4435.82	4644.17	5513.57	5091.22	4824.32	5032.67	5902.07	5479.72
14	14		222"(5639mm)	TARP-54N2-L	■	■	■	JG4	4552.81	4773.38	5662.10	5221.41	4952.11	5172.68	6061.40	5620.71
14	14		228"(5791mm)	TARP-54N8-L	■	■	■	JG4	4669.80	4902.59	5810.63	5351.60	5079.90	5312.69	6220.73	5761.70
14	14		234"(5944mm)	TARP-54P4-L	■	■	■	JG4	4786.79	5031.80	5959.16	5481.79	5207.69	5452.70	6380.06	5902.69
14	14		240"(6096mm)	TARP-54Q0-L	■	■	■	JG4	4903.78	5161.01	6107.69	5611.98	5335.48	5592.71	6539.39	6043.68
14	14		246"(6248mm)	TARP-54Q6-L	■	■	■	JG4	5020.77	5290.22	6256.22	5742.17	5463.27	5732.72	6698.72	6184.67
14	14		252"(6401mm)	TARP-54R2-L	■	■	■	JG4	5137.76	5419.43	6404.75	5872.36	5591.06	5872.73	6858.05	6325.66
14	14		258"(6553mm)	TARP-54R8-L	■	■	■	JG4	5254.75	5548.64	6553.28	6002.55	5718.85	6012.74	7017.38	6466.65
14	14		264"(6706mm)	TARP-54S4-L	■	■	■	JG4	5371.74	5677.85	6701.81	6132.74	5846.64	6152.75	7176.71	6607.64
14	16		270"(6858mm)	TARP-54T0-L	■	■	■	JG4	5488.73	5807.06	6850.34	6262.93	5974.43	6292.76	7336.04	6748.63
8	14	60"(1524mm)	186"(4724mm)	TARP-60J6-L	■	■	■	JG4	\$4181.94	\$4402.81	\$5194.93	\$4845.94	\$4553.64	\$4774.51	\$5566.63	\$5217.64
8	14		192"(4877mm)	TARP-60K2-L	■	■	■	JG4	4309.32	4542.41	5353.85	4986.52	4693.02	4926.11	5737.55	5370.22
8	14		198"(5029mm)	TARP-60K8-L	■	■	■	JG4	4436.70	4682.01	5512.77	5127.10	4832.40	5077.71	5908.47	5522.80
8	14		204"(5182mm)	TARP-60L4-L	■	■	■	JG4	4564.08	4821.61	5671.69	5267.68	4971.78	5229.31	6079.39	5675.38
8	14		210"(5334mm)	TARP-60M0-L	■	■	■	JG4	4691.46	4961.21	5830.61	5408.26	5111.16	5380.91	6250.31	5827.96
8	14		216"(5486mm)	TARP-60M6-L	■	■	■	JG4	4818.84	5100.81	5989.53	5548.84	5250.54	5532.51	6421.23	5980.54
14	14		222"(5639mm)	TARP-60N2-L	■	■	■	JG4	4946.22	5240.41	6148.45	5689.42	5389.92	5684.11	6592.15	6133.12
14	14		228"(5791mm)	TARP-60N8-L	■	■	■	JG4	5073.60	5380.01	6307.37	5830.00	5529.30	5835.71	6763.07	6285.70
14	14		234"(5944mm)	TARP-60P4-L	■	■	■	JG4	5200.98	5519.61	6466.29	5970.58	5668.68	5987.31	6933.99	6438.28
14	14		240"(6096mm)	TARP-60Q0-L	■	■	■	JG4	5328.36	5659.21	6625.21	6111.16	5808.06	6138.91	7104.91	6590.86
14	14		246"(6248mm)	TARP-60Q6-L	■	■	■	JG4	5455.74	5798.81	6784.13	6251.74	5947.44	6290.51	7275.83	6743.44
14	14		252"(6401mm)	TARP-60R2-L	■	■	■	JG4	5583.12	5938.41	6943.05	6392.32	6086.82	6442.11	7446.75	6896.02
14	14		258"(6553mm)	TARP-60R8-L	■	■	■	JG4	5710.50	6078.01	7101.97	6532.90	6226.20	6593.71	7617.67	7048.60
14	14		264"(6706mm)	TARP-60S4-L	■	■	■	JG4	5837.88	6217.61	7260.89	6673.48	6365.58	6745.31	7788.59	7201.18
14	16		270"(6858mm)	TARP-60T0-L	■	■	■	JG4	5965.26	6357.21	7419.81	6814.06	6504.96	6896.91	7959.51	7353.76

*Recommended seating capacity based upon 27"(686mm) per chair.

Planes Conference Tables — Three-Piece Tops — Interior Leg — Laminate

Hexagon



TARX

Features

- Includes 1 3/16" (30mm) thick top, interior leg bases and hardware.
- Standard table height is 29" (737mm).
- Laminate top with 3mm edgeband, cascade or knife edges.
- Table top seams are 3mm edgeband.
- Top available in standard or green core option.
- Interior legs are painted aluminum.
- Interior leg is 1 1/8" (29mm) x 3 1/4" (83mm).
- Optional cable bases are available :
 - 42" (1067mm) deep and deeper tables will ship with 14" (356mm) x 14" (356mm) cable bases.
 - Three piece tops will include two cable bases to be centered on seams.
 - Cable base and table top(s) are laminate and can be specified in different surface colors and edge trim colors.
 - Refer to Specification Guide for use guidelines.
- Optional Flip top unit electrical modules are separately specified. Refer to electrical components for appropriate product specification.
- Available with glides only; 1/2" (13mm) height adjustment.
- Depth and width shown in nominal dimensions.
- Ships unassembled.

Specification Tips

- Tables with multiple-piece tops have equal sized pieces.
- The following Planes products are separately specified:
 - Grommets (field cut opening)
 - Flip top unit electrical modules
 - Horizontal wire management
- Refer to Specification Guide for seating capacities with Cable Base Option and leg locations.

*Multiple piece tops with Cascade edge option will require an additional specification for the 1mm edgeband seam.

To Order, Specify:

1) Product number, including:

① Edge Option:

- J** Edgeband
- V** Cascade*
- F** Knife

② Core Option:

- S** Standard
- G** Green, add **\$327.78** list

③ Flip Top Unit Cutout(s):

- N** None
- F** Center – single-sided/4 outlets, add **\$85.80** list
- V** Left/Right – single-sided/4 outlets, add **\$171.60** list
- J** Center – single-sided/6 outlets, add **\$85.80** list
- K** Left/Right – single-sided/6 outlets, add **\$171.60** list
- M** Center – double-sided/8 outlets, add **\$85.80** list
- P** Left/Right – double-sided/8 outlets, add **\$171.60** list
- Q** Center – double-sided/12 outlets, add **\$85.80** list
- T** Left/Right – double-sided/12 outlets, add **\$171.60** list

④ Cable Base Option:

- N** None
- C** Cable Bases(2), add **\$1206.40** list

- 2) Laminate surface color.
- 3) 1mm edgeband trim color. (Cascade edge/multiple-tops only)*
- 4) Edge trim color.
- 5) Base trim color.
- 6) Laminate surface – Cable Bases
- 7) Edge trim color – Cable Bases

Note: **\$39.52** upcharge (list) for Metallic and accent trim colors.

Planes Conference Tables — Three-Piece Tops — Interior Leg — Laminate

Hexagon

No. of Legs	Seating Capacity*	Depth	Width	Number					Laminate A				Laminate B			
					①	②	③	④	J	V1	V2	F	J	V1	V2	F
8	14	42"(1067mm)	186"(4724mm)	TARX-42J6-L	■	■	■	JG4	\$3127.33	\$3188.74	\$3922.90	\$3628.93	\$3387.43	\$3448.84	\$4183.00	\$3889.03
8	14		192"(4877mm)	TARX-42K2-L	■	■	■	JG4	3223.54	3297.17	4050.65	3738.34	3492.04	3565.67	4319.15	4006.84
8	14		198"(5029mm)	TARX-42K8-L	■	■	■	JG4	3319.75	3405.60	4178.40	3847.75	3596.65	3682.50	4455.30	4124.65
10	14		204"(5182mm)	TARX-42L4-L	■	■	■	JG4	3415.96	3514.03	4306.15	3957.16	3701.26	3799.33	4591.45	4242.46
10	14		210"(5334mm)	TARX-42M0-L	■	■	■	JG4	3512.17	3622.46	4433.90	4066.57	3805.87	3916.16	4727.60	4360.27
10	14		216"(5486mm)	TARX-42M6-L	■	■	■	JG4	3608.38	3730.89	4561.65	4175.98	3910.48	4032.99	4863.75	4478.08
14	14		222"(5639mm)	TARX-42N2-L	■	■	■	JG4	3704.59	3839.32	4689.40	4285.39	4015.09	4149.82	4999.90	4595.89
14	14		228"(5791mm)	TARX-42N8-L	■	■	■	JG4	3800.80	3947.75	4817.15	4394.80	4119.70	4266.65	5136.05	4713.70
14	14		234"(5944mm)	TARX-42P4-L	■	■	■	JG4	3897.01	4056.18	4944.90	4504.21	4224.31	4383.48	5272.20	4831.51
14	14		240"(6096mm)	TARX-42Q0-L	■	■	■	JG4	3993.22	4164.61	5072.65	4613.62	4328.92	4500.31	5408.35	4949.32
14	14		246"(6248mm)	TARX-42Q6-L	■	■	■	JG4	4089.43	4273.04	5200.40	4723.03	4433.53	4617.14	5544.50	5067.13
14	14		252"(6401mm)	TARX-42R2-L	■	■	■	JG4	4185.64	4381.47	5328.15	4832.44	4538.14	4733.97	5680.65	5184.94
14	14		258"(6553mm)	TARX-42R8-L	■	■	■	JG4	4281.85	4489.90	5455.90	4941.85	4642.75	4850.80	5816.80	5302.75
14	14		264"(6706mm)	TARX-42S4-L	■	■	■	JG4	4378.06	4598.33	5583.65	5051.26	4747.36	4967.63	5952.95	5420.56
14	16		270"(6858mm)	TARX-42T0-L	■	■	■	JG4	4474.27	4706.76	5711.40	5160.67	4851.97	5084.46	6089.10	5538.37
8	14	48"(1219mm)	186"(4724mm)	TARX-48J6-L	■	■	■	JG4	\$3519.80	\$3593.43	\$4346.91	\$4034.60	\$3817.10	\$3890.73	\$4644.21	\$4331.90
8	14		192"(4877mm)	TARX-48K2-L	■	■	■	JG4	3626.40	3712.25	4485.05	4154.40	3933.30	4019.15	4791.95	4461.30
8	14		198"(5029mm)	TARX-48K8-L	■	■	■	JG4	3733.00	3831.07	4623.19	4274.20	4049.50	4147.57	4939.69	4590.70
8	14		204"(5182mm)	TARX-48L4-L	■	■	■	JG4	3839.60	3949.89	4761.33	4394.00	4165.70	4275.99	5087.43	4720.10
8	14		210"(5334mm)	TARX-48M0-L	■	■	■	JG4	3946.20	4068.71	4899.47	4513.80	4281.90	4404.41	5235.17	4849.50
8	14		216"(5486mm)	TARX-48M6-L	■	■	■	JG4	4052.80	4187.53	5037.61	4633.60	4398.10	4532.83	5382.91	4978.90
14	14		222"(5639mm)	TARX-48N2-L	■	■	■	JG4	4159.40	4306.35	5175.75	4753.40	4514.30	4661.25	5530.65	5108.30
14	14		228"(5791mm)	TARX-48N8-L	■	■	■	JG4	4266.00	4425.17	5313.89	4873.20	4630.50	4789.67	5678.39	5237.70
14	14		234"(5944mm)	TARX-48P4-L	■	■	■	JG4	4372.60	4543.99	5452.03	4993.00	4746.70	4918.09	5826.13	5367.10
14	14		240"(6096mm)	TARX-48Q0-L	■	■	■	JG4	4479.20	4662.81	5590.17	5112.80	4862.90	5046.51	5973.87	5496.50
14	14		246"(6248mm)	TARX-48Q6-L	■	■	■	JG4	4585.80	4781.63	5728.31	5232.60	4979.10	5174.93	6121.61	5625.90
14	14		252"(6401mm)	TARX-48R2-L	■	■	■	JG4	4692.40	4900.45	5866.45	5352.40	5095.30	5303.35	6269.35	5755.30
14	14		258"(6553mm)	TARX-48R8-L	■	■	■	JG4	4799.00	5019.27	6004.59	5472.20	5211.50	5431.77	6417.09	5884.70
14	14		264"(6706mm)	TARX-48S4-L	■	■	■	JG4	4905.60	5138.09	6142.73	5592.00	5327.70	5560.19	6564.83	6014.10
14	16		270"(6858mm)	TARX-48T0-L	■	■	■	JG4	5012.20	5256.91	6280.87	5711.80	5443.90	5688.61	6712.57	6143.50
8	14	54"(1372mm)	186"(4724mm)	TARX-54J6-L	■	■	■	JG4	\$3850.87	\$3998.12	\$4770.92	\$4440.27	\$4185.37	\$4332.62	\$5105.42	\$4774.77
8	14		192"(4877mm)	TARX-54K2-L	■	■	■	JG4	3967.86	4127.33	4919.45	4570.46	4313.16	4472.63	5264.75	4915.76
8	14		198"(5029mm)	TARX-54K8-L	■	■	■	JG4	4084.85	4256.54	5067.98	4700.65	4440.95	4612.64	5424.08	5056.75
8	14		204"(5182mm)	TARX-54L4-L	■	■	■	JG4	4201.84	4385.75	5216.51	4830.84	4568.74	4752.65	5583.41	5197.74
8	14		210"(5334mm)	TARX-54M0-L	■	■	■	JG4	4318.83	4514.96	5365.04	4961.03	4696.53	4892.66	5742.74	5338.73
8	14		216"(5486mm)	TARX-54M6-L	■	■	■	JG4	4435.82	4644.17	5513.57	5091.22	4824.32	5032.67	5902.07	5479.72
14	14		222"(5639mm)	TARX-54N2-L	■	■	■	JG4	4552.81	4773.38	5662.10	5221.41	4952.11	5172.68	6061.40	5620.71
14	14		228"(5791mm)	TARX-54N8-L	■	■	■	JG4	4669.80	4902.59	5810.63	5351.60	5079.90	5312.69	6220.73	5761.70
14	14		234"(5944mm)	TARX-54P4-L	■	■	■	JG4	4786.79	5031.80	5959.16	5481.79	5207.69	5452.70	6380.06	5902.69
14	14		240"(6096mm)	TARX-54Q0-L	■	■	■	JG4	4903.78	5161.01	6107.69	5611.98	5335.48	5592.71	6539.39	6043.68
14	14		246"(6248mm)	TARX-54Q6-L	■	■	■	JG4	5020.77	5290.22	6256.22	5742.17	5463.27	5732.72	6698.72	6184.67
14	14		252"(6401mm)	TARX-54R2-L	■	■	■	JG4	5137.76	5419.43	6404.75	5872.36	5591.06	5872.73	6858.05	6325.66
14	14		258"(6553mm)	TARX-54R8-L	■	■	■	JG4	5254.75	5548.64	6553.28	6002.55	5718.85	6012.74	7017.38	6466.65
14	14		264"(6706mm)	TARX-54S4-L	■	■	■	JG4	5371.74	5677.85	6701.81	6132.74	5846.64	6152.75	7176.71	6607.64
14	16		270"(6858mm)	TARX-54T0-L	■	■	■	JG4	5488.73	5807.06	6850.34	6262.93	5974.43	6292.76	7336.04	6748.63
8	14	60"(1524mm)	186"(4724mm)	TARX-60J6-L	■	■	■	JG4	\$4181.94	\$4402.81	\$5194.93	\$4845.94	\$4553.64	\$4774.51	\$5566.63	\$5217.64
8	14		192"(4877mm)	TARX-60K2-L	■	■	■	JG4	4309.32	4542.41	5353.85	4986.52	4693.02	4926.11	5737.55	5370.22
8	14		198"(5029mm)	TARX-60K8-L	■	■	■	JG4	4436.70	4682.01	5512.77	5127.10	4832.40	5077.71	5908.47	5522.80
8	14		204"(5182mm)	TARX-60L4-L	■	■	■	JG4	4564.08	4821.61	5671.69	5267.68	4971.78	5229.31	6079.39	5675.38
8	14		210"(5334mm)	TARX-60M0-L	■	■	■	JG4	4691.46	4961.21	5830.61	5408.26	5111.16	5380.91	6250.31	5827.96
8	14		216"(5486mm)	TARX-60M6-L	■	■	■	JG4	4818.84	5100.81	5989.53	5548.84	5250.54	5532.51	6421.23	5980.54
14	14		222"(5639mm)	TARX-60N2-L	■	■	■	JG4	4946.22	5240.41	6148.45	5689.42	5389.92	5684.11	6592.15	6133.12
14	14		228"(5791mm)	TARX-60N8-L	■	■	■	JG4	5073.60	5380.01	6307.37	5830.00	5529.30	5835.71	6763.07	6285.70
14	14		234"(5944mm)	TARX-60P4-L	■	■	■	JG4	5200.98	5519.61	6466.29	5970.58	5668.68	5987.31	6933.99	6438.28
14	14		240"(6096mm)	TARX-60Q0-L	■	■	■	JG4	5328.36	5659.21	6625.21	6111.16	5808.06	6138.91	7104.91	6590.86
14	14		246"(6248mm)	TARX-60Q6-L	■	■	■	JG4	5455.74	5798.81	6784.13	6251.74	5947.44	6290.51	7275.83	6743.44
14	14		252"(6401mm)	TARX-60R2-L	■	■	■	JG4	5583.12	5938.41	6943.05	6392.32	6086.82	6442.11	7446.75	6896.02
14	14		258"(6553mm)	TARX-60R8-L	■	■	■	JG4	5710.50	6078.01	7101.97	6532.90	6226.20	6593.71	7617.67	7048.60
14	14		264"(6706mm)	TARX-60S4-L	■	■	■	JG4	5837.88	6217.61	7260.89	6673.48	6365.58	6745.31	7788.59	7201.18
14	16		270"(6858mm)	TARX-60T0-L	■	■	■	JG4	5965.26	6357.21	7419.81	6814.06	6504.96	6896.91	7959.51	7353.76

*Recommended seating capacity based upon 27"(686mm) per chair.

Planes Conference Tables — Three-Piece Tops — Interior Leg — Wood

Rectangular



TARA

Features

- Includes 1 3/16" (30mm) thick tops, interior leg bases and hardware.
- Standard table height is 29" (737mm).
- Wood veneer top with 3mm wood edgeband, cascade or knife wood edge.
- Table top seams are 3mm edgeband.
- Top available in standard or green core option.
- Interior legs are painted aluminum.
- Interior leg is 1 1/8" (29mm) x 3 1/4" (83mm).
- Optional cable bases are available :
 - 42" (1067mm) deep and deeper tables will ship with 14" (356mm) x 14" (356mm) cable bases.
 - Three piece tops will include two cable bases to be centered on seams.
 - Cable base and table top(s) are wood veneer and can be specified in different surface colors and edge trim colors.
 - Refer to Specification Guide for use guidelines.
- Optional Flip top unit electrical modules are separately specified. Refer to electrical components for appropriate product specification.
- Available with glides only; 1/2" (13mm) height adjustment.
- Depth and width shown in nominal dimensions.
- Ships unassembled.

Specification Tips

- Tables with multiple-piece tops have equal sized pieces.
- The following Planes products are separately specified:
 - Grommets (field cut opening)
 - Flip top unit electrical modules
 - Horizontal wire management
- Refer to Specification Guide for seating capacities with Cable Base Option and leg locations.

To Order, Specify:

1) Product number, including:

① Wood Edge Option:

- K** Edgeband
- M** Cascade
- U** Knife

② Core Option:

- S** Standard
- G** Green, add **\$327.78** list

③ Flip Top Unit Cutout(s):

- N** None
- F** Center – single-sided/4 outlets, add **\$85.80** list
- V** Left/Right – single-sided/4 outlets, add **\$171.60** list
- J** Center – single-sided/6 outlets, add **\$85.80** list
- K** Left/Right – single-sided/6 outlets, add **\$171.60** list
- M** Center – double-sided/8 outlets, add **\$85.80** list
- P** Left/Right – double-sided/8 outlets, add **\$171.60** list
- Q** Center – double-sided/12 outlets, add **\$85.80** list
- T** Left/Right – double-sided/12 outlets, add **\$171.60** list

④ Cable Base Option:

- N** None
- C** Cable Bases(2), add **\$1206.40** list

2) Wood finish color.

3) Base trim color.

4) Wood finish color – Cable Bases

Note: **\$39.52** upcharge (list) for Metallic and accent trim colors.

Planes Conference Tables — Three-Piece Tops — Interior Leg — Wood

Rectangular

No. of Legs	Seating Capacity*	Depth	Width	Number	① ② ③ ④				Wood Group A	Group B	Wood Group A	Group B	Wood Group A	Group B
					K	K	M	M	U	U				
8	14	42"(1067mm)	186"(4724mm)	TARA-42J6-W	■	■	■	JG4	\$4740.10	\$ 5320.75	\$ 5542.42	\$ 6209.08	\$ 5860.00	\$ 6634.75
8	14		192"(4877mm)	TARA-42K2-W	■	■	■	JG4	4884.76	5487.71	5707.44	6397.74	6053.51	6860.48
8	14		198"(5029mm)	TARA-42K8-W	■	■	■	JG4	5029.66	5654.96	5872.46	6586.40	6248.73	7088.20
14	14		204"(5182mm)	TARA-42L4-W	■	■	■	JG4	5174.80	5822.50	6037.48	6775.06	6445.64	7317.91
14	14		210"(5334mm)	TARA-42M0-W	■	■	■	JG4	5320.18	5990.33	6202.50	6963.72	6644.26	7549.63
14	14		216"(5486mm)	TARA-42M6-W	■	■	■	JG4	5465.81	6158.45	6367.52	7152.38	6844.58	7783.33
14	16		222"(5639mm)	TARA-42N2-W	■	■	■	JG4	5611.67	6326.85	6532.54	7341.04	7046.61	8019.04
14	16		228"(5791mm)	TARA-42N8-W	■	■	■	JG4	5757.78	6495.55	6697.56	7529.70	7250.33	8256.74
14	16		234"(5944mm)	TARA-42P4-W	■	■	■	JG4	5904.13	6664.54	6862.58	7718.36	7455.76	8496.44
14	16		240"(6096mm)	TARA-42Q0-W	■	■	■	JG4	6050.72	6833.81	7027.60	7907.02	7662.89	8738.13
14	16		246"(6248mm)	TARA-42Q6-W	■	■	■	JG4	6197.56	7003.38	7192.62	8095.68	7871.72	8981.81
14	16		252"(6401mm)	TARA-42R2-W	■	■	■	JG4	6344.64	7173.23	7357.64	8284.34	8082.25	9227.50
14	18		258"(6553mm)	TARA-42R8-W	■	■	■	JG4	6491.95	7343.38	7522.66	8473.00	8294.49	9475.18
14	18		264"(6706mm)	TARA-42S4-W	■	■	■	JG4	6639.51	7513.81	7687.68	8661.66	8508.42	9724.85
14	20		270"(6858mm)	TARA-42T0-W	■	■	■	JG4	6787.32	7684.53	7852.70	8850.32	8724.06	9976.52
8	14	48"(1219mm)	186"(4724mm)	TARA-48J6-W	■	■	■	JG4	\$5431.00	\$ 6099.27	\$ 6188.57	\$ 6945.11	\$ 6604.32	\$ 7471.80
8	14		192"(4877mm)	TARA-48K2-W	■	■	■	JG4	5591.23	6284.58	6369.04	7151.98	6814.14	7716.73
8	14		198"(5029mm)	TARA-48K8-W	■	■	■	JG4	5751.70	6470.19	6549.51	7358.85	7025.65	7963.66
14	14		204"(5182mm)	TARA-48L4-W	■	■	■	JG4	5912.41	6656.08	6729.98	7565.72	7238.87	8212.58
14	14		210"(5334mm)	TARA-48M0-W	■	■	■	JG4	6073.36	6842.26	6910.45	7772.59	7453.79	8463.50
14	14		216"(5486mm)	TARA-48M6-W	■	■	■	JG4	6234.56	7028.74	7090.92	7979.46	7670.41	8716.42
14	16		222"(5639mm)	TARA-48N2-W	■	■	■	JG4	6396.00	7215.50	7271.39	8186.33	7888.73	8971.33
14	16		228"(5791mm)	TARA-48N8-W	■	■	■	JG4	6557.68	7402.55	7451.86	8393.20	8108.76	9228.24
14	16		234"(5944mm)	TARA-48P4-W	■	■	■	JG4	6719.60	7589.89	7632.33	8600.07	8330.49	9487.14
14	16		240"(6096mm)	TARA-48Q0-W	■	■	■	JG4	6881.76	7777.52	7812.80	8806.94	8553.92	9748.04
14	16		246"(6248mm)	TARA-48Q6-W	■	■	■	JG4	7044.17	7965.44	7993.27	9013.81	8779.05	10010.94
14	16		252"(6401mm)	TARA-48R2-W	■	■	■	JG4	7206.82	8153.65	8173.74	9220.68	9005.88	10275.83
14	18		258"(6553mm)	TARA-48R8-W	■	■	■	JG4	7369.71	8342.15	8354.21	9427.55	9234.42	10542.72
14	18		264"(6706mm)	TARA-48S4-W	■	■	■	JG4	7532.84	8530.94	8534.68	9634.42	9464.66	10811.60
14	20		270"(6858mm)	TARA-48T0-W	■	■	■	JG4	7696.21	8720.02	8715.15	9841.29	9696.60	11082.48
8	14	54"(1372mm)	186"(4724mm)	TARA-54J6-W	■	■	■	JG4	\$6121.90	\$ 6877.78	\$ 6834.72	\$ 7681.14	\$ 7348.64	\$ 8308.84
8	14		192"(4877mm)	TARA-54K2-W	■	■	■	JG4	6297.70	7081.45	7030.64	7906.22	7574.76	8572.98
8	14		198"(5029mm)	TARA-54K8-W	■	■	■	JG4	6473.74	7285.41	7226.56	8131.30	7802.57	8839.12
14	14		204"(5182mm)	TARA-54L4-W	■	■	■	JG4	6650.02	7489.66	7422.48	8356.38	8032.09	9107.25
14	14		210"(5334mm)	TARA-54M0-W	■	■	■	JG4	6826.55	7694.20	7618.40	8581.46	8263.31	9377.38
14	14		216"(5486mm)	TARA-54M6-W	■	■	■	JG4	7003.32	7899.03	7814.32	8806.54	8496.24	9649.51
14	16		222"(5639mm)	TARA-54N2-W	■	■	■	JG4	7180.32	8104.14	8010.24	9031.62	8730.86	9923.63
14	16		228"(5791mm)	TARA-54N8-W	■	■	■	JG4	7357.57	8309.55	8206.16	9256.70	8967.19	10199.74
14	16		234"(5944mm)	TARA-54P4-W	■	■	■	JG4	7535.07	8515.25	8402.08	9481.78	9205.22	10477.85
14	16		240"(6096mm)	TARA-54Q0-W	■	■	■	JG4	7712.80	8721.23	8598.00	9706.86	9444.95	10757.96
14	16		246"(6248mm)	TARA-54Q6-W	■	■	■	JG4	7890.78	8927.51	8793.92	9931.94	9686.38	11040.07
14	16		252"(6401mm)	TARA-54R2-W	■	■	■	JG4	8069.00	9134.07	8989.84	10157.02	9929.52	11324.17
14	18		258"(6553mm)	TARA-54R8-W	■	■	■	JG4	8247.46	9340.92	9185.76	10382.10	10174.35	11610.26
14	18		264"(6706mm)	TARA-54S4-W	■	■	■	JG4	8426.18	9548.09	9381.68	10607.18	10421.01	11898.49
14	20		270"(6858mm)	TARA-54T0-W	■	■	■	JG4	8605.10	9755.50	9577.60	10832.26	10669.14	12188.44
8	14	60"(1524mm)	186"(4724mm)	TARA-60J6-W	■	■	■	JG4	\$6812.80	\$ 7656.30	\$ 7480.87	\$ 8417.17	\$ 8092.97	\$ 9145.89
8	14		192"(4877mm)	TARA-60K2-W	■	■	■	JG4	7004.17	7878.32	7692.24	8660.46	8335.38	9429.24
8	14		198"(5029mm)	TARA-60K8-W	■	■	■	JG4	7195.78	8100.64	7903.61	8903.75	8579.50	9714.58
14	14		204"(5182mm)	TARA-60L4-W	■	■	■	JG4	7387.64	8323.24	8114.98	9147.04	8825.32	10001.92
14	14		210"(5334mm)	TARA-60M0-W	■	■	■	JG4	7579.73	8546.13	8326.35	9390.33	9072.84	10291.26
14	14		216"(5486mm)	TARA-60M6-W	■	■	■	JG4	7772.07	8769.32	8537.72	9633.62	9322.06	10582.59
14	16		222"(5639mm)	TARA-60N2-W	■	■	■	JG4	7964.65	8992.79	8749.09	9876.91	9572.99	10875.92
14	16		228"(5791mm)	TARA-60N8-W	■	■	■	JG4	8157.47	9216.55	8960.46	10120.20	9825.62	11171.24
14	16		234"(5944mm)	TARA-60P4-W	■	■	■	JG4	8350.53	9440.60	9171.83	10363.49	10079.95	11468.56
14	16		240"(6096mm)	TARA-60Q0-W	■	■	■	JG4	8543.84	9664.94	9383.20	10606.78	10335.98	11767.88
14	16		246"(6248mm)	TARA-60Q6-W	■	■	■	JG4	8737.39	9889.57	9594.57	10850.07	10593.71	12069.19
14	16		252"(6401mm)	TARA-60R2-W	■	■	■	JG4	8931.18	10114.49	9805.94	11093.36	10853.15	12372.50
14	18		258"(6553mm)	TARA-60R8-W	■	■	■	JG4	9125.21	10339.70	10017.31	11336.65	11114.29	12677.80
14	18		264"(6706mm)	TARA-60S4-W	■	■	■	JG4	9319.48	10565.19	10228.68	11579.94	11377.13	12985.10
14	20		270"(6858mm)	TARA-60T0-W	■	■	■	JG4	9514.00	10790.98	10440.05	11823.23	11641.67	13294.40

*Recommended seating capacity based upon 27"(686mm) per chair.

Planes Conference Tables — Three-Piece Tops — Interior Leg — Wood

Pebble



TARP

Features

- Includes 1 3/16" (30mm) thick tops, interior leg bases and hardware.
- Standard table height is 29" (737mm).
- Wood veneer top with 3mm wood edgeband, cascade or knife wood edge.
- Table top seams are 3mm edgeband.
- Top available in standard or green core option.
- Interior legs are painted aluminum.
- Interior leg is 1 1/8" (29mm) x 3 1/4" (83mm).
- Optional cable bases are available :
 - 42" (1067mm) deep and deeper tables will ship with 14" (356mm) x 14" (356mm) cable bases.
 - Three piece tops will include two cable bases to be centered on seams.
 - Cable base and table top(s) are wood veneer and can be specified in different surface colors and edge trim colors.
 - Refer to Specification Guide for use guidelines.
- Optional Flip top unit electrical modules are separately specified. Refer to electrical components for appropriate product specification.
- Available with glides only; 1/2" (13mm) height adjustment.
- Depth and width shown in nominal dimensions.
- Ships unassembled.

Specification Tips

- Tables with multiple-piece tops have equal sized pieces.
- The following Planes products are separately specified:
 - Grommets (field cut opening)
 - Flip top unit electrical modules
 - Horizontal wire management
- Refer to Specification Guide for seating capacities with Cable Base Option and leg locations.

To Order, Specify:

1) Product number, including:

① Wood Edge Option:

- K** Edgeband
- M** Cascade
- U** Knife

② Core Option:

- S** Standard
- G** Green, add **\$327.78** list

③ Flip Top Unit Cutout(s):

- N** None
- F** Center – single-sided/4 outlets, add **\$85.80** list
- V** Left/Right – single-sided/4 outlets, add **\$171.60** list
- J** Center – single-sided/6 outlets, add **\$85.80** list
- K** Left/Right – single-sided/6 outlets, add **\$171.60** list
- M** Center – double-sided/8 outlets, add **\$85.80** list
- P** Left/Right – double-sided/8 outlets, add **\$171.60** list
- Q** Center – double-sided/12 outlets, add **\$85.80** list
- T** Left/Right – double-sided/12 outlets, add **\$171.60** list

④ Cable Base Option:

- N** None
- C** Cable Bases(2), add **\$1206.40** list

2) Wood finish color.

3) Base trim color.

4) Wood finish color – Cable Bases

Note: **\$39.52** upcharge (list) for Metallic and accent trim colors.

Planes Conference Tables — Three-Piece Tops — Interior Leg — Wood

Pebble

No. of Legs	Seating Capacity*	Depth	Width	Number					Wood	Wood	Wood	Wood	Wood	Wood
					①	②	③	④	Group A K	Group B K	Group A M	Group B M	Group A U	Group B U
8	14	42"(1067mm)	186"(4724mm)	TARP-42J6-W	■	■	■	JG4	\$4740.10	\$ 5320.75	\$ 5542.42	\$ 6209.08	\$ 5860.00	\$ 6634.75
8	14		192"(4877mm)	TARP-42K2-W	■	■	■	JG4	4884.76	5487.71	5707.44	6397.74	6053.51	6860.48
8	14		198"(5029mm)	TARP-42K8-W	■	■	■	JG4	5029.66	5654.96	5872.46	6586.40	6248.73	7088.20
10	14		204"(5182mm)	TARP-42L4-W	■	■	■	JG4	5174.80	5822.50	6037.48	6775.06	6445.64	7317.91
10	14		210"(5334mm)	TARP-42M0-W	■	■	■	JG4	5320.18	5990.33	6202.50	6963.72	6644.26	7549.63
10	14		216"(5486mm)	TARP-42M6-W	■	■	■	JG4	5465.81	6158.45	6367.52	7152.38	6844.58	7783.33
14	14		222"(5639mm)	TARP-42N2-W	■	■	■	JG4	5611.67	6326.85	6532.54	7341.04	7046.61	8019.04
14	14		228"(5791mm)	TARP-42N8-W	■	■	■	JG4	5757.78	6495.55	6697.56	7529.70	7250.33	8256.74
14	14		234"(5944mm)	TARP-42P4-W	■	■	■	JG4	5904.13	6664.54	6862.58	7718.36	7455.76	8496.44
14	14		240"(6096mm)	TARP-42Q0-W	■	■	■	JG4	6050.72	6833.81	7027.60	7907.02	7662.89	8738.13
14	14		246"(6248mm)	TARP-42Q6-W	■	■	■	JG4	6197.56	7003.38	7192.62	8095.68	7871.72	8981.81
14	14		252"(6401mm)	TARP-42R2-W	■	■	■	JG4	6344.64	7173.23	7357.64	8284.34	8082.25	9227.50
14	14		258"(6553mm)	TARP-42R8-W	■	■	■	JG4	6491.95	7343.38	7522.66	8473.00	8294.49	9475.18
14	14		264"(6706mm)	TARP-42S4-W	■	■	■	JG4	6639.51	7513.81	7687.68	8661.66	8508.42	9724.85
14	16		270"(6858mm)	TARP-42T0-W	■	■	■	JG4	6787.32	7684.53	7852.70	8850.32	8724.06	9976.52
8	14	48"(1219mm)	186"(4724mm)	TARP-48J6-W	■	■	■	JG4	\$5431.00	\$ 6099.27	\$ 6188.57	\$ 6945.11	\$ 6604.32	\$ 7471.80
8	14		192"(4877mm)	TARP-48K2-W	■	■	■	JG4	5591.23	6284.58	6369.04	7151.98	6814.14	7716.73
8	14		198"(5029mm)	TARP-48K8-W	■	■	■	JG4	5751.70	6470.19	6549.51	7358.85	7025.65	7963.66
10	14		204"(5182mm)	TARP-48L4-W	■	■	■	JG4	5912.41	6656.08	6729.98	7565.72	7238.87	8212.58
10	14		210"(5334mm)	TARP-48M0-W	■	■	■	JG4	6073.36	6842.26	6910.45	7772.59	7453.79	8463.50
10	14		216"(5486mm)	TARP-48M6-W	■	■	■	JG4	6234.56	7028.74	7090.92	7979.46	7670.41	8716.42
14	14		222"(5639mm)	TARP-48N2-W	■	■	■	144	6396.00	7215.50	7271.39	8186.33	7888.73	8971.33
14	14		228"(5791mm)	TARP-48N8-W	■	■	■	JG4	6557.68	7402.55	7451.86	8393.20	8108.76	9228.24
14	14		234"(5944mm)	TARP-48P4-W	■	■	■	JG4	6719.60	7589.89	7632.33	8600.07	8330.49	9487.14
14	14		240"(6096mm)	TARP-48Q0-W	■	■	■	JG4	6881.76	7777.52	7812.80	8806.94	8553.92	9748.04
14	14		246"(6248mm)	TARP-48Q6-W	■	■	■	JG4	7044.17	7965.44	7993.27	9013.81	8779.05	10010.94
14	14		252"(6401mm)	TARP-48R2-W	■	■	■	JG4	7206.82	8153.65	8173.74	9220.68	9005.88	10275.83
14	14		258"(6553mm)	TARP-48R8-W	■	■	■	JG4	7369.71	8342.15	8354.21	9427.55	9234.42	10542.72
14	14		264"(6706mm)	TARP-48S4-W	■	■	■	JG4	7532.84	8530.94	8534.68	9634.42	9464.66	10811.60
14	16		270"(6858mm)	TARP-48T0-W	■	■	■	JG4	7696.21	8720.02	8715.15	9841.29	9696.60	11082.48
8	14	54"(1372mm)	186"(4724mm)	TARP-54J6-W	■	■	■	JG4	\$6121.90	\$ 6877.78	\$ 6834.72	\$ 7681.14	\$ 7348.64	\$ 8308.84
8	14		192"(4877mm)	TARP-54K2-W	■	■	■	JG4	6297.70	7081.45	7030.64	7906.22	7574.76	8572.98
8	14		198"(5029mm)	TARP-54K8-W	■	■	■	JG4	6473.74	7285.41	7226.56	8131.30	7802.57	8839.12
10	14		204"(5182mm)	TARP-54L4-W	■	■	■	JG4	6650.02	7489.66	7422.48	8356.38	8032.09	9107.25
10	14		210"(5334mm)	TARP-54M0-W	■	■	■	JG4	6826.55	7694.20	7618.40	8581.46	8263.31	9377.38
10	14		216"(5486mm)	TARP-54M6-W	■	■	■	JG4	7003.32	7899.03	7814.32	8806.54	8496.24	9649.51
14	14		222"(5639mm)	TARP-54N2-W	■	■	■	JG4	7180.32	8104.14	8010.24	9031.62	8730.86	9923.63
14	14		228"(5791mm)	TARP-54N8-W	■	■	■	JG4	7357.57	8309.55	8206.16	9256.70	8967.19	10199.74
14	14		234"(5944mm)	TARP-54P4-W	■	■	■	JG4	7535.07	8515.25	8402.08	9481.78	9205.22	10477.85
14	14		240"(6096mm)	TARP-54Q0-W	■	■	■	JG4	7712.80	8721.23	8598.00	9706.86	9444.95	10757.96
14	14		246"(6248mm)	TARP-54Q6-W	■	■	■	JG4	7890.78	8927.51	8793.92	9931.94	9686.38	11040.07
14	14		252"(6401mm)	TARP-54R2-W	■	■	■	JG4	8069.00	9134.07	8989.84	10157.02	9929.52	11324.17
14	14		258"(6553mm)	TARP-54R8-W	■	■	■	JG4	8247.46	9340.92	9185.76	10382.10	10174.35	11610.26
14	14		264"(6706mm)	TARP-54S4-W	■	■	■	JG4	8426.16	9548.07	9381.68	10607.18	10420.89	11898.35
14	16		270"(6858mm)	TARP-54T0-W	■	■	■	JG4	8605.10	9755.50	9577.60	10832.26	10669.14	12188.44
8	14	60"(1524mm)	186"(4724mm)	TARP-60J6-W	■	■	■	JG4	\$6812.80	\$ 7656.30	\$ 7480.87	\$ 8417.17	\$ 8092.97	\$ 9145.89
8	14		192"(4877mm)	TARP-60K2-W	■	■	■	JG4	7004.17	7878.32	7692.24	8660.46	8335.38	9429.24
8	14		198"(5029mm)	TARP-60K8-W	■	■	■	JG4	7195.78	8100.64	7903.61	8903.75	8579.50	9714.58
10	14		204"(5182mm)	TARP-60L4-W	■	■	■	JG4	7387.64	8323.24	8114.98	9147.04	8825.32	10001.92
10	14		210"(5334mm)	TARP-60M0-W	■	■	■	JG4	7579.73	8546.13	8326.35	9390.33	9072.84	10291.26
10	14		216"(5486mm)	TARP-60M6-W	■	■	■	JG4	7772.07	8769.32	8537.72	9633.62	9322.06	10582.59
14	14		222"(5639mm)	TARP-60N2-W	■	■	■	JG4	7964.65	8992.79	8749.09	9876.91	9572.99	10875.92
14	14		228"(5791mm)	TARP-60N8-W	■	■	■	JG4	8157.47	9216.55	8960.46	10120.20	9825.62	11171.24
14	14		234"(5944mm)	TARP-60P4-W	■	■	■	JG4	8350.53	9440.60	9171.83	10363.49	10079.95	11468.56
14	14		240"(6096mm)	TARP-60Q0-W	■	■	■	JG4	8543.84	9664.94	9383.20	10606.78	10335.98	11767.88
14	14		246"(6248mm)	TARP-60Q6-W	■	■	■	JG4	8737.39	9889.57	9594.57	10850.07	10593.71	12069.19
14	14		252"(6401mm)	TARP-60R2-W	■	■	■	JG4	8931.18	10114.49	9805.94	11093.36	10853.15	12372.50
14	14		258"(6553mm)	TARP-60R8-W	■	■	■	JG4	9125.21	10339.70	10017.31	11336.65	11114.29	12677.80
14	14		264"(6706mm)	TARP-60S4-W	■	■	■	JG4	9319.48	10565.19	10228.68	11579.94	11377.13	12985.10
14	16		270"(6858mm)	TARP-60T0-W	■	■	■	JG4	9514.00	10790.98	10440.05	11823.23	11641.67	13294.40

*Recommended seating capacity based upon 27"(686mm) per chair.

Planes Conference Tables — Three-Piece Tops — Interior Leg — Wood Hexagon



TARX

Features

- Includes 1 3/16" (30mm) thick tops, interior leg bases and hardware.
- Standard table height is 29" (737mm).
- Wood veneer top with 3mm wood edgeband, cascade or knife wood edge.
- Table top seams are 3mm edgeband.
- Top available in standard or green core option.
- Interior legs are painted aluminum.
- Interior leg is 1 1/8" (29mm) x 3 1/4" (83mm).
- Optional cable bases are available :
 - 42" (1067mm) deep and deeper tables will ship with 14" (356mm) x 14" (356mm) cable bases.
 - Three piece tops will include two cable bases to be centered on seams.
 - Cable base and table top(s) are wood veneer and can be specified in different surface colors and edge trim colors.
 - Refer to Specification Guide for use guidelines.
- Optional Flip top unit electrical modules are separately specified. Refer to electrical components for appropriate product specification.
- Available with glides only; 1/2" (13mm) height adjustment.
- Depth and width shown in nominal dimensions.
- Ships unassembled.

Specification Tips

- Tables with multiple-piece tops have equal sized pieces.
- The following Planes products are separately specified:
 - Grommets (field cut opening)
 - Flip top unit electrical modules
 - Horizontal wire management
- Refer to Specification Guide for seating capacities with Cable Base Option and leg locations.

To Order, Specify:

1) Product number, including:

① Wood Edge Option:

- K** Edgeband
- M** Cascade
- U** Knife

② Core Option:

- S** Standard
- G** Green, add **\$327.78** list

③ Flip Top Unit Cutout(s):

- N** None
- F** Center – single-sided/4 outlets, add **\$85.80** list
- V** Left/Right – single-sided/4 outlets, add **\$171.60** list
- J** Center – single-sided/6 outlets, add **\$85.80** list
- K** Left/Right – single-sided/6 outlets, add **\$171.60** list
- M** Center – double-sided/8 outlets, add **\$85.80** list
- P** Left/Right – double-sided/8 outlets, add **\$171.60** list
- Q** Center – double-sided/12 outlets, add **\$85.80** list
- T** Left/Right – double-sided/12 outlets, add **\$171.60** list

④ Cable Base Option:

- N** None
- C** Cable Bases(2), add **\$1206.40** list

2) Wood finish color.

3) Base trim color.

4) Wood finish color – Cable Bases

Note: **\$39.52** upcharge (list) for Metallic and accent trim colors.

Planes Conference Tables — Three-Piece Tops — Interior Leg — Wood

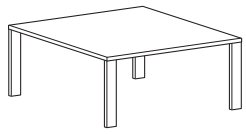
Hexagon

No. of Legs	Seating Capacity*	Depth	Width	Number	Wood Group				Group A K	Group B K	Group A M	Group B M	Group A U	Group B U
					1	2	3	4						
8	14	42"(1067mm)	186"(4724mm)	TARX-42J6-W	■	■	■	JG4	\$4740.10	\$ 5320.75	\$ 5542.42	\$ 6209.08	\$ 5860.00	\$ 6634.75
8	14		192"(4877mm)	TARX-42K2-W	■	■	■	JG4	4884.76	5487.71	5707.44	6397.74	6053.51	6860.48
8	14		198"(5029mm)	TARX-42K8-W	■	■	■	JG4	5029.66	5654.96	5872.46	6586.40	6248.73	7088.20
10	14		204"(5182mm)	TARX-42L4-W	■	■	■	JG4	5174.80	5822.50	6037.48	6775.06	6445.64	7317.91
10	14		210"(5334mm)	TARX-42M0-W	■	■	■	JG4	5320.18	5990.33	6202.50	6963.72	6644.26	7549.63
10	14		216"(5486mm)	TARX-42M6-W	■	■	■	JG4	5465.81	6158.45	6367.52	7152.38	6844.58	7783.33
14	14		222"(5639mm)	TARX-42N2-W	■	■	■	JG4	5611.67	6326.85	6532.54	7341.04	7046.61	8019.04
14	14		228"(5791mm)	TARX-42N8-W	■	■	■	JG4	5757.78	6495.55	6697.56	7529.70	7250.33	8256.74
14	14		234"(5944mm)	TARX-42P4-W	■	■	■	JG4	5904.13	6664.54	6862.58	7718.36	7455.76	8496.44
14	14		240"(6096mm)	TARX-42Q0-W	■	■	■	JG4	6050.72	6833.81	7027.60	7907.02	7662.89	8738.13
14	14		246"(6248mm)	TARX-42Q6-W	■	■	■	JG4	6197.56	7003.38	7192.62	8095.68	7871.72	8981.81
14	14		252"(6401mm)	TARX-42R2-W	■	■	■	JG4	6344.64	7173.23	7357.64	8284.34	8082.25	9227.50
14	14		258"(6553mm)	TARX-42R8-W	■	■	■	JG4	6491.95	7343.38	7522.66	8473.00	8294.49	9475.18
14	14		264"(6706mm)	TARX-42S4-W	■	■	■	JG4	6639.51	7513.81	7687.68	8661.66	8508.42	9724.85
14	16		270"(6858mm)	TARX-42T0-W	■	■	■	JG4	6787.32	7684.53	7852.70	8850.32	8724.06	9976.52
8	14	48"(1219mm)	186"(4724mm)	TARX-48J6-W	■	■	■	JG4	\$5431.00	\$ 6099.27	\$ 6188.57	\$ 6945.11	\$ 6604.32	\$ 7471.80
8	14		192"(4877mm)	TARX-48K2-W	■	■	■	JG4	5591.23	6284.58	6369.04	7151.98	6814.14	7716.73
8	14		198"(5029mm)	TARX-48K8-W	■	■	■	JG4	5751.70	6470.19	6549.51	7358.85	7025.65	7963.66
10	14		204"(5182mm)	TARX-48L4-W	■	■	■	JG4	5912.41	6656.08	6729.98	7565.72	7238.87	8212.58
10	14		210"(5334mm)	TARX-48M0-W	■	■	■	JG4	6073.36	6842.26	6910.45	7772.59	7453.79	8463.50
10	14		216"(5486mm)	TARX-48M6-W	■	■	■	JG4	6234.56	7028.74	7090.92	7979.46	7670.41	8716.42
14	14		222"(5639mm)	TARX-48N2-W	■	■	■	JG4	6396.00	7215.50	7271.39	8186.33	7888.73	8971.33
14	14		228"(5791mm)	TARX-48N8-W	■	■	■	JG4	6557.68	7402.55	7451.86	8393.20	8108.76	9228.24
14	14		234"(5944mm)	TARX-48P4-W	■	■	■	JG4	6719.60	7589.89	7632.33	8600.07	8330.49	9487.14
14	14		240"(6096mm)	TARX-48Q0-W	■	■	■	JG4	6881.76	7777.52	7812.80	8806.94	8553.92	9748.04
14	14		246"(6248mm)	TARX-48Q6-W	■	■	■	JG4	7044.17	7965.44	7993.27	9013.81	8779.05	10010.94
14	14		252"(6401mm)	TARX-48R2-W	■	■	■	JG4	7206.82	8153.65	8173.74	9220.68	9005.88	10275.83
14	14		258"(6553mm)	TARX-48R8-W	■	■	■	JG4	7369.71	8342.15	8354.21	9427.55	9234.42	10542.72
14	14		264"(6706mm)	TARX-48S4-W	■	■	■	JG4	7532.84	8530.94	8534.68	9634.42	9464.66	10811.60
14	16		270"(6858mm)	TARX-48T0-W	■	■	■	JG4	7696.21	8720.02	8715.15	9841.29	9696.60	11082.48
8	14	54"(1372mm)	186"(4724mm)	TARX-54J6-W	■	■	■	JG4	\$6121.90	\$ 6877.78	\$ 6834.72	\$ 7681.14	\$ 7348.64	\$ 8308.84
8	14		192"(4877mm)	TARX-54K2-W	■	■	■	JG4	6297.70	7081.45	7030.64	7906.22	7574.76	8572.98
8	14		198"(5029mm)	TARX-54K8-W	■	■	■	JG4	6473.74	7285.41	7226.56	8131.30	7802.57	8839.12
10	14		204"(5182mm)	TARX-54L4-W	■	■	■	JG4	6650.02	7489.66	7422.48	8356.38	8032.09	9107.25
10	14		210"(5334mm)	TARX-54M0-W	■	■	■	JG4	6826.55	7694.20	7618.40	8581.46	8263.31	9377.38
10	14		216"(5486mm)	TARX-54M6-W	■	■	■	JG4	7003.32	7899.03	7814.32	8806.54	8496.24	9649.51
14	14		222"(5639mm)	TARX-54N2-W	■	■	■	JG4	7180.32	8104.14	8010.24	9031.62	8730.86	9923.63
14	14		228"(5791mm)	TARX-54N8-W	■	■	■	JG4	7357.57	8309.55	8206.16	9256.70	8967.19	10199.74
14	14		234"(5944mm)	TARX-54P4-W	■	■	■	JG4	7535.07	8515.25	8402.08	9481.78	9205.22	10477.85
14	14		240"(6096mm)	TARX-54Q0-W	■	■	■	JG4	7712.80	8721.23	8598.00	9706.86	9444.95	10757.96
14	14		246"(6248mm)	TARX-54Q6-W	■	■	■	JG4	7890.78	8927.51	8793.92	9931.94	9686.38	11040.07
14	14		252"(6401mm)	TARX-54R2-W	■	■	■	JG4	8069.00	9134.07	8989.84	10157.02	9929.52	11324.17
14	14		258"(6553mm)	TARX-54R8-W	■	■	■	JG4	8247.46	9340.92	9185.76	10382.10	10174.35	11610.26
14	14		264"(6706mm)	TARX-54S4-W	■	■	■	JG4	8426.16	9548.07	9381.68	10607.18	10420.89	11898.35
14	16		270"(6858mm)	TARX-54T0-W	■	■	■	JG4	8605.10	9755.50	9577.60	10832.26	10669.14	12188.44
8	14	60"(1524mm)	186"(4724mm)	TARX-60J6-W	■	■	■	JG4	\$6812.80	\$ 7656.30	\$ 7480.87	\$ 8417.17	\$ 8092.97	\$ 9145.89
8	14		192"(4877mm)	TARX-60K2-W	■	■	■	JG4	7004.17	7878.32	7692.24	8660.46	8335.38	9429.24
8	14		198"(5029mm)	TARX-60K8-W	■	■	■	JG4	7195.78	8100.64	7903.61	8903.75	8579.50	9714.58
10	14		204"(5182mm)	TARX-60L4-W	■	■	■	JG4	7387.64	8323.24	8114.98	9147.04	8825.32	10001.92
10	14		210"(5334mm)	TARX-60M0-W	■	■	■	JG4	7579.73	8546.13	8326.35	9390.33	9072.84	10291.26
10	14		216"(5486mm)	TARX-60M6-W	■	■	■	JG4	7772.07	8769.32	8537.72	9633.62	9322.06	10582.59
14	14		222"(5639mm)	TARX-60N2-W	■	■	■	JG4	7964.65	8992.79	8749.09	9876.91	9572.99	10875.92
14	14		228"(5791mm)	TARX-60N8-W	■	■	■	JG4	8157.47	9216.55	8960.46	10120.20	9825.62	11171.24
14	14		234"(5944mm)	TARX-60P4-W	■	■	■	JG4	8350.53	9440.60	9171.83	10363.49	10079.95	11468.56
14	14		240"(6096mm)	TARX-60Q0-W	■	■	■	JG4	8543.84	9664.94	9383.20	10606.78	10335.98	11767.88
14	14		246"(6248mm)	TARX-60Q6-W	■	■	■	JG4	8737.39	9889.57	9594.57	10850.07	10593.71	12069.19
14	14		252"(6401mm)	TARX-60R2-W	■	■	■	JG4	8931.18	10114.49	9805.94	11093.36	10853.15	12372.50
14	14		258"(6553mm)	TARX-60R8-W	■	■	■	JG4	9125.21	10339.70	10017.31	11336.65	11114.29	12677.80
14	14		264"(6706mm)	TARX-60S4-W	■	■	■	JG4	9319.48	10565.19	10228.68	11579.94	11377.13	12985.10
14	16		270"(6858mm)	TARX-60T0-W	■	■	■	JG4	9514.00	10790.98	10440.05	11823.23	11641.67	13294.40

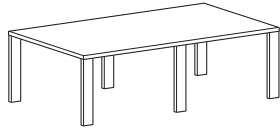
*Recommended seating capacity based upon 27"(686mm) per chair.

Planes Conference Tables — Perimeter Leg — Laminate

Square and Rectangular – 2”(51mm) Edge



TARQ



TARA

No. of Pieces	No. of Legs	Seating Capacity*	Depth	Width	Number	①	②	Laminate A	B
Square									
1	4	4	42”(1067mm)	42”(1067mm)	TARQ-4242-LJM	PG4N		\$ 702.38	\$ 761.49
1	4	4	48”(1219mm)	48”(1219mm)	TARQ-4848-LJM	PG4N		886.82	963.48
1	4	4	54”(1372mm)	54”(1372mm)	TARQ-5454-LJM	PG4N		1095.02	1191.57
1	4	4	60”(1524mm)	60”(1524mm)	TARQ-6060-LJM	PG4N		1326.98	1445.76
2	6	6	66”(1676mm)	66”(1676mm)	TARQ-6666-LJM	PG4		\$2171.36	\$2314.71
2	6	6	72”(1829mm)	72”(1829mm)	TARQ-7272-LJM	PG4		2509.57	2679.83
Rectangular									
1	4	4	30”(762mm)	60”(1524mm)	TARA-3060-LJM	PG4N		\$ 728.50	\$ 788.20
1	4	4		66”(1676mm)	TARA-3066-LJM	PG4N		789.01	854.71
1	6	4		72”(1829mm)	TARA-3072-LJM	PG4N		849.52	921.22
1	4	4	36”(914mm)	60”(1524mm)	TARA-3660-LJM	PG4		\$ 847.36	\$ 919.06
1	4	4		66”(1676mm)	TARA-3666-LJM	PG4		919.54	998.44
1	4	4	42”(1067mm)	48”(1219mm)	TARA-4248-LJM	PG4		\$ 798.52	\$ 865.42
1	4	4		54”(1372mm)	TARA-4254-LJM	PG4		882.37	957.67
1	4	4		60”(1524mm)	TARA-4260-LJM	PG4		966.22	1049.92
1	4	6		66”(1676mm)	TARA-4266-LJM	PG4		1050.07	1142.17
1	6	6		72”(1829mm)	TARA-4272-LJM	PG4		1133.92	1234.42
1	6	6		78”(1981mm)	TARA-4278-LJM	PG4		1217.77	1326.67
1	4	4	48”(1219mm)	54”(1372mm)	TARA-4854-LJM	PG4		\$ 989.56	\$1075.66
1	4	4		60”(1524mm)	TARA-4860-LJM	PG4		1085.08	1180.78
1	4	6		66”(1676mm)	TARA-4866-LJM	PG4		1180.60	1285.90
1	6	6		72”(1829mm)	TARA-4872-LJM	PG4		1276.12	1391.02
1	6	8		78”(1981mm)	TARA-4878-LJM	PG4		1371.64	1496.14
1	4	4	54”(1372mm)	60”(1524mm)	TARA-5460-LJM	PG4		\$1203.94	\$1311.64
1	4	6		66”(1676mm)	TARA-5466-LJM	PG4		1311.13	1429.63
1	6	6		72”(1829mm)	TARA-5472-LJM	PG4		1418.32	1547.62
1	6	6		78”(1981mm)	TARA-5478-LJM	PG4		1525.51	1665.61
1	4	8	60”(1524mm)	66”(1676mm)	TARA-6066-LJM	PG4		\$1441.66	\$1573.36
1	6	8		72”(1829mm)	TARA-6072-LJM	PG4		1560.52	1704.22
1	6	8		78”(1981mm)	TARA-6078-LJM	PG4		1679.38	1835.08

Features

- Includes 1 3/16”(30mm) thick core top with 2”(51mm) high built-up edge, perimeter leg bases and hardware.
- Standard table height is 30”(762mm).
- Laminate top with 3mm edgeband edges only.
- Table top seam is 3mm edgeband on multiple piece tops.
- Perimeter legs are painted aluminum.
- Perimeter leg is 1 3/8”(35mm) x 4”(102mm).
- Optional cable base can be specified for tables 36”(914mm) deep and deeper:
 - 36”(914mm) deep tables will ship with 8”(203mm) x 14”(356mm) cable base.
 - 42”(1067mm) deep and deeper tables will ship with 14”(356mm) x 14”(356mm) cable base.
 - One piece tops will include one cable base to be centered under table top.
 - Two piece tops will include one cable base to be centered on seam under table top.
 - Cable base and table top(s) are laminate and can be specified in different surface colors and edge trim colors.
 - Refer to Specification Guide for use guidelines.
- Optional Flip top unit electrical modules are separately specified. Refer to electrical components for appropriate product specification.
- Available with glides only; 1/2”(13mm) height adjustment.
- Depth and width shown in nominal dimensions.
- Ships unassembled.

Specification Tips

- Cable base not recommended to 30”(762mm) deep tables.
- Cable base for 36”(914mm) deep table is not compatible with Flip Top Cut Out Options (M) and (Q).
- Tables with multiple-piece tops have equal sized pieces.
- The following Planes products are separately specified:
 - Grommets (field cut opening)
 - Flip top unit electrical modules
 - Horizontal wire management
- Refer to Specification Guide for seating capacities with Cable Base Option and leg locations.

*Recommended seating capacity based upon 27”(686mm) per chair.

To Order, Specify:

1) Product number, including:

① Flip Top Unit Cutout(s):

Cutout options F, J, M, Q:
add \$28.60 list for one-piece top;
add \$57.20 list for two-piece tops.

- N** None
- F** Center – single-sided/4 outlets
- J** Center – single-sided/6 outlets
- M** Center – double-sided/8 outlets
- Q** Center – double-sided/12 outlets

② Cable Base Option:

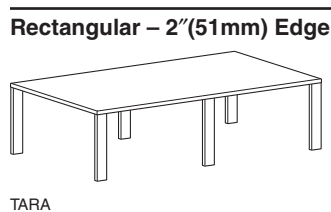
- N** None
- C** Cable Base:
add \$572.00 list for 36” deep tables;
add \$603.20 list for 42” deep and deeper tables

- 2) Laminate surface color.
- 3) Edge trim color.
- 4) Base trim color.
- 5) Laminate Surface – Cable Base
- 6) Edge trim color – Cable Base

Note: \$39.52 upcharge (list) for Metallic and accent trim colors.

Planes Conference Tables — One-Piece Top — Perimeter Leg — Laminate

Rectangular – 2”(51mm) Edge



	No. of Legs	Seating Capacity*	Depth	Width	Number	①	②	Laminate A	B
Rectangular – 2”(51mm) Edge	6	6	36”(914mm)	72”(1829mm)	TARA-3672-LJM	PG4		\$ 991.72	\$1077.82
	6	6		78”(1981mm)	TARA-3678-LJM	PG4		1063.90	1157.20
	6	6		84”(2134mm)	TARA-3684-LJM	PG4		1136.08	1236.58
	6	8		90”(2286mm)	TARA-3690-LJM	PG4		1208.26	1315.96
	6	8		96”(2438mm)	TARA-3696-LJM	PG4		1280.44	1395.34
	6	6	42”(1067mm)	84”(2134mm)	TARA-4284-LJM	PG4		\$1301.62	\$1418.92
	6	8		90”(2286mm)	TARA-4290-LJM	PG4		1385.47	1511.17
	6	8		96”(2438mm)	TARA-4296-LJM	PG4		1469.32	1603.42
	6	8		102”(2591mm)	TARA-42A2-LJM	PG4		1553.17	1695.67
	6	10		108”(2743mm)	TARA-42A8-LJM	PG4		1637.02	1787.92
	6	10		114”(2896mm)	TARA-42B4-LJM	PG4		1720.87	1880.17
	6	10		120”(3048mm)	TARA-42C0-LJM	PG4		1804.72	1972.42
	6	6	48”(1219mm)	84”(2134mm)	TARA-4884-LJM	PG4		\$1467.16	\$1601.26
	6	8		90”(2286mm)	TARA-4890-LJM	PG4		1562.68	1706.38
	6	8		96”(2438mm)	TARA-4896-LJM	PG4		1658.20	1811.50
	6	8		102”(2591mm)	TARA-48A2-LJM	PG4		1753.72	1916.62
	6	10		108”(2743mm)	TARA-48A8-LJM	PG4		1849.24	2021.74
	6	10		114”(2896mm)	TARA-48B4-LJM	PG4		1944.76	2126.86
	6	10		120”(3048mm)	TARA-48C0-LJM	PG4		2040.28	2231.98
	6	8	54”(1372mm)	84”(2134mm)	TARA-5484-LJM	PG4		\$1632.70	\$1783.60
	6	10		90”(2286mm)	TARA-5490-LJM	PG4		1739.89	1901.59
	6	10		96”(2438mm)	TARA-5496-LJM	PG4		1847.08	2019.58
	6	10		102”(2591mm)	TARA-54A2-LJM	PG4		1954.27	2137.57
	6	10		108”(2743mm)	TARA-54A8-LJM	PG4		2061.46	2255.56
	6	10		114”(2896mm)	TARA-54B4-LJM	PG4		2168.65	2373.55
	6	10		120”(3048mm)	TARA-54C0-LJM	PG4		2275.84	2491.54
	6	10	60”(1524mm)	84”(2134mm)	TARA-6084-LJM	PG4		\$1798.24	\$1965.94
	6	10		90”(2286mm)	TARA-6090-LJM	PG4		1917.10	2096.80
	6	10		96”(2438mm)	TARA-6096-LJM	PG4		2035.96	2227.66
	6	10		102”(2591mm)	TARA-60A2-LJM	PG4		2154.82	2358.52
6	10		108”(2743mm)	TARA-60A8-LJM	PG4		2273.68	2489.38	
6	10		114”(2896mm)	TARA-60B4-LJM	PG4		2392.54	2620.24	
6	10		120”(3048mm)	TARA-60C0-LJM	PG4		2511.40	2751.10	

Features

- Includes 1 3/16”(30mm) thick core top with 2”(51mm) high built-up edge, perimeter leg bases and hardware.
- Standard table height is 30”(762mm).
- Laminate top with 3mm edgeband edges only.
- Perimeter legs are painted aluminum.
- Perimeter leg is 1 3/8”(35mm) x 4”(102mm).
- Optional cable base can be specified for tables 36”(914mm) deep and deeper:
 - 36”(914mm) deep tables will ship with 8”(203mm) x 14”(356mm) cable base.
 - 42”(1067mm) deep and deeper tables will ship with 14”(356mm) x 14”(356mm) cable base.
 - One piece tops will include one cable base to be centered under table top.
 - Cable base and table top(s) are laminate and can be specified in different surface colors and edge trim colors.
 - Refer to Specification Guide for use guidelines.
- Optional Flip top unit electrical modules are separately specified. Refer to electrical components for appropriate product specification.
- Available with glides only; 1/2”(13mm) height adjustment.
- Depth and width shown in nominal dimensions.
- Ships unassembled.

Specification Tips

- The following Planes products are separately specified:
 - Grommets (field cut opening)
 - Flip top unit electrical modules
 - Horizontal wire management
- Refer to Specification Guide for seating capacities with Cable Base Option and leg locations.

*Recommended seating capacity based upon 27”(686mm) per chair.

To Order, Specify:

1) Product number, including:

① Flip Top Unit Cutout(s):

- N** None
- F** Center – single-sided/4 outlets, add \$28.60 list
- V** Left/Right – single-sided/4 outlets, add \$57.20 list
- J** Center – single-sided/6 outlets, add \$28.60 list
- K** Left/Right – single-sided/6 outlets, add \$57.20 list
- M** Center – double-sided/8 outlets, add \$28.60 list
- P** Left/Right – double-sided/8 outlets, add \$57.20 list
- Q** Center – double-sided/12 outlets, add \$28.60 list
- T** Left/Right – double-sided/12 outlets, add \$57.20 list

② Cable Base Option:

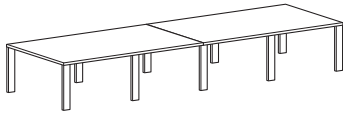
- N** None
- C** Cable Base: add \$572.00 list for 36” deep tables; add \$603.20 list for 42” deep and deeper tables

- 2) Laminate surface color.
- 3) Edge trim color.
- 4) Base trim color.
- 5) Laminate Surface – Cable Base
- 6) Edge trim color – Cable Base

Note: \$39.52 upcharge (list) for Metallic and accent trim colors.

Planes Conference Tables — Two-Piece Tops — Perimeter Leg — Laminate

Rectangular – 2”(51mm) Edge



TARA

Features

- Includes 1 3/16”(30mm) thick core top with 2”(51mm) high built-up edge, perimeter leg bases and hardware.
- Standard table height is 30”(762mm).
- Laminate top with 3mm edgeband edges only.
- Table top seam is 3mm edgeband.
- Perimeter legs are painted aluminum.
- Perimeter leg is 1 3/8”(35mm) x 4”(102mm).
- Optional cable base is available: :
 - 42”(1067mm) deep and deeper tables will ship with 14”(356mm) x 14”(356mm) cable base.
 - Two piece tops will include one cable base to be centered on seams under table top.
 - Cable base and table top(s) are laminate and can be specified in different surface colors and edge trim colors.
 - Refer to Specification Guide for use guidelines.
- Optional Flip top unit electrical modules are separately specified. Refer to electrical components for appropriate product specification.
- Available with glides only; 1/2”(13mm) height adjustment.
- Depth and width shown in nominal dimensions.
- Ships unassembled.

Specification Tips

- Tables with multiple-piece tops have equal sized pieces.
- The following Planes products are separately specified:
 - Grommets (field cut opening)
 - Flip top unit electrical modules
 - Horizontal wire management
- Refer to Specification Guide for seating capacities with Cable Base Option and leg locations.

To Order, Specify:

1) Product number, including:

① Flip Top Unit Cutout(s):

- N** None
- F** Center – single-sided/4 outlets, add **\$57.20** list
- V** Left/Right – single-sided/4 outlets, add **\$114.40** list
- J** Center – single-sided/6 outlets, add **\$57.20** list
- K** Left/Right – single-sided/6 outlets, add **\$114.40** list
- M** Center – double-sided/8 outlets, add **\$57.20** list
- P** Left/Right – double-sided/8 outlets, add **\$114.40** list
- Q** Center – double-sided/12 outlets, add **\$57.20** list
- T** Left/Right – double-sided/12 outlets, add **\$114.40** list

② Cable Base Option:

- N** None
- C** Cable Base, add **\$603.20** list

- 2) Laminate surface color.
- 3) Edge trim color.
- 4) Base trim color.
- 5) Laminate Surface – Cable Base
- 6) Edge trim color – Cable Base

Note: **\$39.52** upcharge (list) for Metallic and accent trim colors.

Planes Conference Tables — Two-Piece Tops — Perimeter Leg — Laminate

Rectangular – 2”(51mm) Edge

No. of Legs	Seating Capacity*	Depth	Width	Number	①	②	Laminate A	B
6	10	42”(1067mm)	126”(3200mm)	TARA-42C6-LJM	PG4		\$2669.96	\$2846.06
6	10		132”(3353mm)	TARA-42D2-LJM	PG4		2787.92	2972.42
10	10		138”(3505mm)	TARA-42D8-LJM	PG4		2905.88	3098.78
10	10		144”(3658mm)	TARA-42E4-LJM	PG4		3023.84	3225.14
10	10		150”(3810mm)	TARA-42F0-LJM	PG4		3141.80	3351.50
10	12		156”(3962mm)	TARA-42F6-LJM	PG4		3259.76	3477.86
10	12		162”(4115mm)	TARA-42G2-LJM	PG4		3377.72	3604.22
10	12		168”(4267mm)	TARA-42G8-LJM	PG4		3495.68	3730.58
10	12		174”(4420mm)	TARA-42H4-LJM	PG4		3613.64	3856.94
10	14		180”(4572mm)	TARA-42J0-LJM	PG4		3731.60	3983.30
6	10	48”(1219mm)	126”(3200mm)	TARA-48C6-LJM	PG4		\$3012.05	\$3213.35
6	10		132”(3353mm)	TARA-48D2-LJM	PG4		3147.02	3357.92
10	10		138”(3505mm)	TARA-48D8-LJM	PG4		3281.99	3502.49
10	10		144”(3658mm)	TARA-48E4-LJM	PG4		3416.96	3647.06
10	10		150”(3810mm)	TARA-48F0-LJM	PG4		3551.93	3791.63
10	12		156”(3962mm)	TARA-48F6-LJM	PG4		3686.90	3936.20
10	12		162”(4115mm)	TARA-48G2-LJM	PG4		3821.87	4080.77
10	12		168”(4267mm)	TARA-48G8-LJM	PG4		3956.84	4225.34
10	12		174”(4420mm)	TARA-48H4-LJM	PG4		4091.81	4369.91
10	14		180”(4572mm)	TARA-48J0-LJM	PG4		4226.78	4514.48
6	10	54”(1372mm)	126”(3200mm)	TARA-54C6-LJM	PG4		\$3354.16	\$3580.66
6	10		132”(3353mm)	TARA-54D2-LJM	PG4		3503.99	3741.29
10	10		138”(3505mm)	TARA-54D8-LJM	PG4		3653.82	3901.92
10	10		144”(3658mm)	TARA-54E4-LJM	PG4		3803.65	4062.55
10	10		150”(3810mm)	TARA-54F0-LJM	PG4		3953.48	4223.18
10	12		156”(3962mm)	TARA-54F6-LJM	PG4		4103.31	4383.81
10	12		162”(4115mm)	TARA-54G2-LJM	PG4		4253.14	4544.44
10	12		168”(4267mm)	TARA-54G8-LJM	PG4		4402.97	4705.07
10	14		174”(4420mm)	TARA-54H4-LJM	PG4		4552.80	4865.70
10	14		180”(4572mm)	TARA-54J0-LJM	PG4		4702.63	5026.33
6	10	60”(1524mm)	126”(3200mm)	TARA-60C6-LJM	PG4		\$3696.25	\$3947.95
6	10		132”(3353mm)	TARA-60D2-LJM	PG4		3860.95	4124.65
10	10		138”(3505mm)	TARA-60D8-LJM	PG4		4025.65	4301.35
10	10		144”(3658mm)	TARA-60E4-LJM	PG4		4190.35	4478.05
10	10		150”(3810mm)	TARA-60F0-LJM	PG4		4355.05	4654.75
10	12		156”(3962mm)	TARA-60F6-LJM	PG4		4519.75	4831.45
10	12		162”(4115mm)	TARA-60G2-LJM	PG4		4684.45	5008.15
10	12		168”(4267mm)	TARA-60G8-LJM	PG4		4849.15	5184.85
10	14		174”(4420mm)	TARA-60H4-LJM	PG4		5013.85	5361.55
10	14		180”(4572mm)	TARA-60J0-LJM	PG4		4792.66	5152.36

*Recommended seating capacity based upon 27”(686mm) per chair.

Planes Conference Tables — Three-Piece Tops — Perimeter Leg — Laminate

Rectangular — 2”(51mm) Edge



TARA

Features

- Includes 1 3/16”(30mm) thick core top with 2”(51mm) high built-up edge, perimeter leg bases and hardware.
- Standard table height is 30”(762mm).
- Laminate top with 3mm edgeband edges only.
- Table top seams are 3mm edgeband.
- Perimeter legs are painted aluminum.
- Perimeter leg is 1 3/8”(35mm) x 4”(102mm).
- Optional cable bases are available:
 - 42”(1067mm) deep and deeper tables will ship with 14”(356mm) x 14”(356mm) cable base.
 - Three piece tops will include two cable bases to be centered on seams.
 - Cable base and table top(s) are laminate and can be specified in different surface colors and edge trim colors.
 - Refer to Specification Guide for use guidelines.
- Optional Flip top unit electrical modules are separately specified. Refer to electrical components for appropriate product specification.
- Available with glides only; 1/2”(13mm) height adjustment.
- Depth and width shown in nominal dimensions.
- Ships unassembled.

Specification Tips

- Tables with multiple-piece tops have equal sized pieces.
- The following Planes products are separately specified:
 - Grommets (field cut opening)
 - Flip top unit electrical modules
 - Horizontal wire management
- Refer to Specification Guide for seating capacities with Cable Base Option and leg locations.

To Order, Specify:

1) Product number, including:

① Flip Top Unit Cutout(s):

- N** None
- F** Center — single-sided/4 outlets, add **\$85.80** list
- V** Left/Right — single-sided/4 outlets, add **\$171.60** list
- J** Center — single-sided/6 outlets, add **\$85.80** list
- K** Left/Right — single-sided/6 outlets, add **\$171.60** list
- M** Center — double-sided/8 outlets, add **\$85.80** list
- P** Left/Right — double-sided/8 outlets, add **\$171.60** list
- Q** Center — double-sided/12 outlets, add **\$85.80** list
- T** Left/Right — double-sided/12 outlets, add **\$171.60** list

② Cable Base Option:

- N** None
- C** Cable Base (2), add **\$1206.40** list

- 2) Laminate surface color.
- 3) Edge trim color.
- 4) Base trim color.
- 5) Laminate Surface — Cable Base
- 6) Edge trim color — Cable Base

Note: **\$39.52** upcharge (list) for Metallic and accent trim colors.

Planes Conference Tables — Three-Piece Tops — Perimeter Leg — Laminate

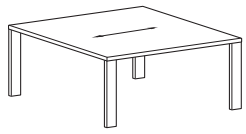
Rectangular – 2”(51mm) Edge

No. of Legs	Seating Capacity*	Depth	Length	Number	①	②	Laminate A	B
8	14	42”(1067mm)	186”(4724mm)	TARA-42J6-LJM	PG4		\$3809.07	\$4069.17
8	14		192”(4877mm)	TARA-42K2-LJM	PG4		3927.03	4195.53
8	14		198”(5029mm)	TARA-42K8-LJM	PG4		4044.99	4321.89
14	14		204”(5182mm)	TARA-42L4-LJM	PG4		4162.95	4448.25
14	14		210”(5334mm)	TARA-42M0-LJM	PG4		4280.91	4574.61
14	14		216”(5486mm)	TARA-42M6-LJM	PG4		4398.87	4700.97
14	16		222”(5639mm)	TARA-42N2-LJM	PG4		4516.83	4827.33
14	16		228”(5791mm)	TARA-42N8-LJM	PG4		4634.79	4953.69
14	16		234”(5944mm)	TARA-42P4-LJM	PG4		4752.75	5080.05
14	16		240”(6096mm)	TARA-42Q0-LJM	PG4		4870.71	5206.41
14	16		246”(6248mm)	TARA-42Q6-LJM	PG4		4988.67	5332.77
14	16		252”(6401mm)	TARA-42R2-LJM	PG4		5106.63	5459.13
14	18		258”(6553mm)	TARA-42R8-LJM	PG4		5224.59	5585.49
14	18		264”(6706mm)	TARA-42S4-LJM	PG4		5342.55	5711.85
14	20		270”(6858mm)	TARA-42T0-LJM	PG4		5639.34	6017.04
8	14	48”(1219mm)	186”(4724mm)	TARA-48J6-LJM	PG4		\$4313.71	\$4611.01
8	14		192”(4877mm)	TARA-48K2-LJM	PG4		4446.55	4753.45
8	14		198”(5029mm)	TARA-48K8-LJM	PG4		4579.39	4895.89
14	14		204”(5182mm)	TARA-48L4-LJM	PG4		4712.23	5038.33
14	14		210”(5334mm)	TARA-48M0-LJM	PG4		4845.07	5180.77
14	14		216”(5486mm)	TARA-48M6-LJM	PG4		4977.91	5323.21
14	14		222”(5639mm)	TARA-48N2-LJM	PG4		5110.75	5465.65
14	16		228”(5791mm)	TARA-48N8-LJM	PG4		5243.59	5608.09
14	16		234”(5944mm)	TARA-48P4-LJM	PG4		5376.43	5750.53
14	16		240”(6096mm)	TARA-48Q0-LJM	PG4		5509.27	5892.97
14	16		246”(6248mm)	TARA-48Q6-LJM	PG4		5642.11	6035.41
14	16		252”(6401mm)	TARA-48R2-LJM	PG4		5774.95	6177.85
14	18		258”(6553mm)	TARA-48R8-LJM	PG4		5907.79	6320.29
14	18		264”(6706mm)	TARA-48S4-LJM	PG4		6040.63	6462.73
14	20		270”(6858mm)	TARA-48T0-LJM	PG4		6173.47	6605.17
8	14	54”(1372mm)	186”(4724mm)	TARA-54J6-LJM	PG4		\$4756.95	\$5091.45
8	14		192”(4877mm)	TARA-54K2-LJM	PG4		4904.65	5249.95
8	14		198”(5029mm)	TARA-54K8-LJM	PG4		5052.35	5408.45
14	14		204”(5182mm)	TARA-54L4-LJM	PG4		5200.05	5566.95
14	14		210”(5334mm)	TARA-54M0-LJM	PG4		5347.75	5725.45
14	14		216”(5486mm)	TARA-54M6-LJM	PG4		5495.45	5883.95
14	16		222”(5639mm)	TARA-54N2-LJM	PG4		5643.15	6042.45
14	16		228”(5791mm)	TARA-54N8-LJM	PG4		5790.85	6200.95
14	16		234”(5944mm)	TARA-54P4-LJM	PG4		5938.55	6359.45
14	16		240”(6096mm)	TARA-54Q0-LJM	PG4		6086.25	6517.95
14	16		246”(6248mm)	TARA-54Q6-LJM	PG4		6233.95	6676.45
14	16		252”(6401mm)	TARA-54R2-LJM	PG4		6381.65	6834.95
14	18		258”(6553mm)	TARA-54R8-LJM	PG4		6529.35	6993.45
14	18		264”(6706mm)	TARA-54S4-LJM	PG4		6677.05	7151.95
14	20		270”(6858mm)	TARA-54T0-LJM	PG4		6824.75	7310.45
8	14	60”(1524mm)	186”(4724mm)	TARA-60J6-LJM	PG4		\$5157.54	\$5529.24
8	14		192”(4877mm)	TARA-60K2-LJM	PG4		5320.11	5703.81
8	14		198”(5029mm)	TARA-60K8-LJM	PG4		5482.68	5878.38
14	14		204”(5182mm)	TARA-60L4-LJM	PG4		5645.25	6052.95
14	14		210”(5334mm)	TARA-60M0-LJM	PG4		5807.82	6227.52
14	14		216”(5486mm)	TARA-60M6-LJM	PG4		5970.39	6402.09
14	16		222”(5639mm)	TARA-60N2-LJM	PG4		6132.96	6576.66
14	16		228”(5791mm)	TARA-60N8-LJM	PG4		6295.53	6751.23
14	16		234”(5944mm)	TARA-60P4-LJM	PG4		6458.10	6925.80
14	16		240”(6096mm)	TARA-60Q0-LJM	PG4		6620.67	7100.37
14	16		246”(6248mm)	TARA-60Q6-LJM	PG4		6783.24	7274.94
14	16		252”(6401mm)	TARA-60R2-LJM	PG4		6945.81	7449.51
14	18		258”(6553mm)	TARA-60R8-LJM	PG4		7108.38	7624.08
14	18		264”(6706mm)	TARA-60S4-LJM	PG4		7270.95	7798.65
14	20		270”(6858mm)	TARA-60T0-LJM	PG4		7433.52	7973.22


*Recommended seating capacity based upon 27”(686mm) per chair.

Planes Conference Tables — Perimeter Leg — Wood

Square and Rectangular – 2”(51mm) Edge



TARQ



TARA

	No. of Pieces	No. of Legs	Seating Capacity*	Depth	Width	Number	①	②	Wood Group A	Group B
Square										
1	4	4	4	42”(1067mm)	42”(1067mm)	TARQ-4242-WKM	PG4N		\$1036.23	\$1060.04
1	4	4	4	48”(1219mm)	48”(1219mm)	TARQ-4848-WKM	PG4N		1290.09	1328.24
1	4	4	4	54”(1372mm)	54”(1372mm)	TARQ-5454-WKM	PG4N		1574.95	1629.16
1	4	4	4	60”(1524mm)	60”(1524mm)	TARQ-6060-WKM	PG4N		1890.81	1962.80
2	6	6	6	66”(1676mm)	66”(1676mm)	TARQ-6666-WKM	PG4		\$3099.74	\$3191.23
2	6	6	6	72”(1829mm)	72”(1829mm)	TARQ-7272-WKM	PG4		3668.28	3780.99
Rectangular										
1	4	4	4	30”(762mm)	60”(1524mm)	TARA-3060-WKM	PG4N		\$1053.82	\$1118.77
1	4	4	4		66”(1676mm)	TARA-3066-WKM	PG4N		1147.34	1228.02
1	6	4	4		72”(1829mm)	TARA-3072-WKM	PG4N		1241.10	1337.56
1	4	4	4	36”(914mm)	60”(1524mm)	TARA-3660-WKM	PG4		\$1229.05	\$1323.16
1	4	4	4		66”(1676mm)	TARA-3666-WKM	PG4		1339.42	1452.04
1	4	4	4	42”(1067mm)	48”(1219mm)	TARA-4248-WKM	PG4		\$1150.58	\$1231.37
1	4	4	4		54”(1372mm)	TARA-4254-WKM	PG4		1277.31	1379.31
1	4	4	4		60”(1524mm)	TARA-4260-WKM	PG4		1404.28	1527.54
1	4	6	6		66”(1676mm)	TARA-4266-WKM	PG4		1531.50	1676.06
1	6	6	6	72”(1829mm)	72”(1829mm)	TARA-4272-WKM	PG4		1658.96	1824.88
1	6	6	6		78”(1981mm)	TARA-4278-WKM	PG4		1786.66	1973.98
1	4	4	4	48”(1219mm)	54”(1372mm)	TARA-4854-WKM	PG4		\$1435.69	\$1564.06
1	4	4	4		60”(1524mm)	TARA-4860-WKM	PG4		1579.51	1731.93
1	4	6	6		66”(1676mm)	TARA-4866-WKM	PG4		1723.58	1900.09
1	6	6	6		72”(1829mm)	TARA-4872-WKM	PG4		1867.89	2068.53
1	6	8	8		78”(1981mm)	TARA-4878-WKM	PG4		2012.44	2237.27
1	4	4	4	54”(1372mm)	60”(1524mm)	TARA-5460-WKM	PG4		\$1754.74	\$1936.32
1	4	6	6		66”(1676mm)	TARA-5466-WKM	PG4		1915.66	2124.11
1	6	6	6		72”(1829mm)	TARA-5472-WKM	PG4		2076.82	2312.19
1	6	6	6		78”(1981mm)	TARA-5478-WKM	PG4		2238.22	2500.56
1	4	8	8	60”(1524mm)	66”(1676mm)	TARA-6066-WKM	PG4		\$2107.74	\$2348.13
1	6	8	8		72”(1829mm)	TARA-6072-WKM	PG4		2285.75	2555.85
1	6	8	8		78”(1981mm)	TARA-6078-WKM	PG4		2464.01	2763.85

Features

- Includes 1 3/16”(30mm) thick core top with 2”(51mm) high built-up edge, perimeter leg bases and hardware.
- Standard table height is 30”(762mm).
- Wood veneer top with 3mm wood edgeband edges.
- Table top seam is 1mm edgeband on multiple piece tops.
- Perimeter legs are painted aluminum.
- Perimeter leg is 1 3/8”(35mm) x 4”(102mm).
- Optional cable base can be specified for tables 36”(914mm) deep and deeper:
 - 36”(914mm) deep tables will ship with 8”(203mm) x 14”(356mm) cable base.
 - 42”(1067mm) deep and deeper tables will ship with 14”(356mm) x 14”(356mm) cable base.
 - One piece tops will include one cable base to be centered under table top.
 - Two piece tops will include one cable base to be centered on seam under table top.
 - Cable base and table top(s) are wood veneer and can be specified in different surface colors and edge trim colors.
 - Refer to Specification Guide for use guidelines.
- Optional Flip top unit electrical modules are separately specified. Refer to electrical components for appropriate product specification.
- Available with glides only; 1/2”(13mm) height adjustment.
- Depth and width shown in nominal dimensions.
- Ships unassembled.

Specification Tips

- Cable base for 36”(914mm) deep table is not compatible with Flip Top Cut Out Options (M) and (Q).
- Tables with multiple piece tops have equal sized pieces.
- The following Planes products are separately specified:
 - Grommets (field cut opening)
 - Flip top unit electrical modules
 - Horizontal wire management
- Refer to Specification Guide for seating capacities with Cable Base Option and leg locations.

*Recommended seating capacity based upon 27”(686mm) per chair.

To Order, Specify:

1) Product number, including:

① Flip Top Unit Cutout(s):

Cutout options **F, J, M, Q:**
 add \$28.60 list for one-piece top;
 add \$57.20 list for two-piece tops.

- N** None
- F** Center – single-sided/4 outlets
- J** Center – single-sided/6 outlets
- M** Center – double-sided/8 outlets
- Q** Center – double-sided/12 outlets

② Cable Base Option:


- N** None
- C** Cable Base:
 add \$572.00 list for 36” deep tables;
 add \$603.20 list for 42” deep and deeper tables

- 2) Wood finish color.
- 3) Base trim color.
- 4) Wood finish color – Cable Base

Note: \$39.52 upcharge (list) for Metallic and accent trim colors.

Planes Conference Tables — One-Piece Top — Perimeter Leg — Wood

Rectangular – 2”(51mm) Edge



TARA

No. of Legs	Seating Capacity*	Depth	Width	Number	①	②	Wood Group A	Group B
6	6	36”(914mm)	72”(1829mm)	TARA-3672-WKM	PG4		\$1450.03	\$1581.22
6	6		78”(1981mm)	TARA-3678-WKM	PG4		1560.88	1710.69
6	6		84”(2134mm)	TARA-3684-WKM	PG4		1671.97	1840.44
6	8		90”(2286mm)	TARA-3690-WKM	PG4		1783.30	1970.49
6	8		96”(2438mm)	TARA-3696-WKM	PG4		1894.88	2100.82
6	6	42”(1067mm)	84”(2134mm)	TARA-4284-WKM	PG4		\$1914.60	\$2123.37
6	8		90”(2286mm)	TARA-4290-WKM	PG4		2042.79	2273.05
6	8		96”(2438mm)	TARA-4296-WKM	PG4		2171.21	2423.02
6	8		102”(2591mm)	TARA-42A2-WKM	PG4		2299.88	2573.28
6	10		108”(2743mm)	TARA-42A8-WKM	PG4		2428.79	2723.82
6	10		114”(2896mm)	TARA-42B4-WKM	PG4		2557.94	2874.66
6	10		120”(3048mm)	TARA-42C0-WKM	PG4		2687.34	3025.79
6	6	48”(1219mm)	84”(2134mm)	TARA-4884-WKM	PG4		\$2157.24	\$2406.29
6	8		90”(2286mm)	TARA-4890-WKM	PG4		2302.27	2575.61
6	8		96”(2438mm)	TARA-4896-WKM	PG4		2447.55	2745.21
6	8		102”(2591mm)	TARA-48A2-WKM	PG4		2593.07	2915.11
6	10		108”(2743mm)	TARA-48A8-WKM	PG4		2738.83	3085.29
6	10		114”(2896mm)	TARA-48B4-WKM	PG4		2884.83	3255.76
6	10		120”(3048mm)	TARA-48C0-WKM	PG4		3031.08	3426.52
6	8	54”(1372mm)	84”(2134mm)	TARA-5484-WKM	PG4		\$2399.87	\$2689.22
6	10		90”(2286mm)	TARA-5490-WKM	PG4		2561.76	2878.17
6	10		96”(2438mm)	TARA-5496-WKM	PG4		2723.88	3067.41
6	10		102”(2591mm)	TARA-54A2-WKM	PG4		2886.25	3256.94
6	10		108”(2743mm)	TARA-54A8-WKM	PG4		3048.87	3446.75
6	10		114”(2896mm)	TARA-54B4-WKM	PG4		3211.72	3636.86
6	10		120”(3048mm)	TARA-54C0-WKM	PG4		3374.82	3827.26
6	10	60”(1524mm)	84”(2134mm)	TARA-6084-WKM	PG4		\$2642.50	\$2972.15
6	10		90”(2286mm)	TARA-6090-WKM	PG4		2821.24	3180.73
6	10		96”(2438mm)	TARA-6096-WKM	PG4		3000.22	3389.60
6	10		102”(2591mm)	TARA-60A2-WKM	PG4		3179.44	3598.77
6	10		108”(2743mm)	TARA-60A8-WKM	PG4		3358.90	3808.22
6	10		114”(2896mm)	TARA-60B4-WKM	PG4		3538.61	4017.96
6	10		120”(3048mm)	TARA-60C0-WKM	PG4		3718.56	4227.99

Features

- Includes 1 3/16”(30mm) thick core top with 2”(51mm) high built-up edge, perimeter leg bases and hardware.
- Standard table height is 30”(762mm).
- Wood veneer top with 3mm wood edgeband edges.
- Perimeter legs are painted aluminum.
- Perimeter leg is 1 3/8”(35mm) x 4”(102mm).
- Optional cable base can be specified for tables 36”(914mm) deep and deeper:
 - 36”(914mm) deep tables will ship with 8”(203mm) x 14”(356mm) cable base.
 - 42”(1067mm) deep and deeper tables will ship with 14”(356mm) x 14”(356mm) cable base.
 - One piece tops will include one cable base to be centered under table top.
 - Cable base and table top(s) are wood veneer and can be specified in different surface colors and edge trim colors.
 - Refer to Specification Guide for use guidelines.
- Optional Flip top unit electrical modules are separately specified. Refer to electrical components for appropriate product specification.
- Available with glides only; 1/2”(13mm) height adjustment.
- Depth and width shown in nominal dimensions.
- Ships unassembled.

Specification Tips

- The following Planes products are separately specified:
 - Grommets (field cut opening)
 - Flip top unit electrical modules
 - Horizontal wire management
- Refer to Specification Guide for seating capacities with Cable Base Option and leg locations.

*Recommended seating capacity based upon 27”(686mm) per chair.

To Order, Specify:

1) Product number, including:

① Flip Top Unit Cutout(s):

- N** None
- F** Center – single-sided/4 outlets, add \$28.60 list
- V** Left/Right – single-sided/4 outlets, add \$57.20 list
- J** Center – single-sided/6 outlets, add \$28.60 list
- K** Left/Right – single-sided/6 outlets, add \$57.20 list
- M** Center – double-sided/8 outlets, add \$28.60 list
- P** Left/Right – double-sided/8 outlets, add \$57.20 list
- Q** Center – double-sided/12 outlets, add \$28.60 list
- T** Left/Right – double-sided/12 outlets, add \$57.20 list

② Cable Base Option:

- N** None
- C** Cable Base: add \$572.00 list for 36” deep tables; add \$603.20 list for 42” deep and deeper tables

2) Wood finish color.

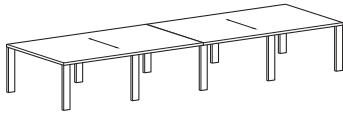
3) Base trim color.

4) Wood finish color – Cable Base

Note: \$39.52 upcharge (list) for Metallic and accent trim colors.

Planes Conference Tables — Two-Piece Tops — Perimeter Leg — Wood

Rectangular – 2”(51mm) Edge



TARA

Features

- Includes 1 3/16”(30mm) thick core top with 2”(51mm) high built-up edge, perimeter leg bases and hardware.
- Standard table height is 30”(762mm).
- Wood veneer top with 3mm wood edgeband edges.
- Table top seam is 3mm edgeband on multiple piece tops.
- Perimeter legs are painted aluminum.
- Perimeter leg is 1 3/8”(35mm) x 4”(102mm).
- Optional cable base is available:
 - 42”(1067mm) deep and deeper tables will ship with 14”(356mm) x 14”(356mm) cable base.
 - Two piece tops will include one cable base to be centered on seam under table top.
 - Cable base and table top(s) are wood veneer and can be specified in different surface colors and edge trim colors.
 - Refer to Specification Guide for use guidelines.
- Optional Flip top unit electrical modules are separately specified. Refer to electrical components for appropriate product specification.
- Available with glides only; 1/2”(13mm) height adjustment.
- Depth and width shown in nominal dimensions.
- Ships unassembled.

Specification Tips

- Tables with multiple-piece tops have equal sized pieces.
- The following Planes products are separately specified:
 - Grommets (field cut opening)
 - Flip top unit electrical modules
 - Horizontal wire management
- Refer to Specification Guide for seating capacities with Cable Base Option and leg locations.

To Order, Specify:

1) Product number, including:

① Flip Top Unit Cutout(s):

- N** None
- F** Center – single-sided/4 outlets, add **\$57.20** list
- V** Left/Right – single-sided/4 outlets, add **\$114.40** list
- J** Center – single-sided/6 outlets, add **\$57.20** list
- K** Left/Right – single-sided/6 outlets, add **\$114.40** list
- M** Center – double-sided/8 outlets, add **\$57.20** list
- P** Left/Right – double sided/8 outlets, add **\$114.40** list
- Q** Center – double-sided/12 outlets, add **\$57.20** list
- T** Left/Right – double-sided/12 outlets, add **\$114.40** list

② Cable Base Option:

- N** None
- C** Cable Base, add **\$603.20** list

2) Wood finish color.

3) Base trim color.

4) Wood finish color – Cable Base

Note: **\$39.52** upcharge (list) for Metallic and accent trim colors.

Planes Conference Tables — Two-Piece Tops — Perimeter Leg — Wood

Rectangular – 2”(51mm) Edge

No. of Legs	Seating Capacity*	Depth	Width	Number	①	②	Wood Group A	Group B
6	10	42”(1067mm)	126”(3200mm)	TARA-42C6-WKM	■	PG4 ■	\$3790.24	\$4150.48
6	10		132”(3353mm)	TARA-42D2-WKM	■	PG4 ■	3954.23	4336.29
10	10		138”(3505mm)	TARA-42D8-WKM	■	PG4 ■	4118.46	4522.40
10	10		144”(3658mm)	TARA-42E4-WKM	■	PG4 ■	4282.93	4708.79
10	10		150”(3810mm)	TARA-42F0-WKM	■	PG4 ■	4447.65	4895.48
10	12		156”(3962mm)	TARA-42F6-WKM	■	PG4 ■	4612.60	5082.45
10	12		162”(4115mm)	TARA-42G2-WKM	■	PG4 ■	4777.80	5269.71
10	12		168”(4267mm)	TARA-42G8-WKM	■	PG4 ■	4943.24	5457.27
10	12		174”(4420mm)	TARA-42H4-WKM	■	PG4 ■	5108.92	5645.11
10	14		180”(4572mm)	TARA-42J0-WKM	■	PG4 ■	5274.85	5833.24
6	10	48”(1219mm)	126”(3200mm)	TARA-48C6-WKM	■	PG4 ■	\$4284.07	\$4704.08
6	10		132”(3353mm)	TARA-48D2-WKM	■	PG4 ■	4470.25	4914.88
10	10		138”(3505mm)	TARA-48D8-WKM	■	PG4 ■	4656.67	5125.96
10	10		144”(3658mm)	TARA-48E4-WKM	■	PG4 ■	4843.34	5337.32
10	10		150”(3810mm)	TARA-48F0-WKM	■	PG4 ■	5030.24	5548.98
10	12		156”(3962mm)	TARA-48F6-WKM	■	PG4 ■	5217.39	5760.93
10	12		162”(4115mm)	TARA-48G2-WKM	■	PG4 ■	5404.78	5973.17
10	12		168”(4267mm)	TARA-48G8-WKM	■	PG4 ■	5592.41	6185.70
10	12		174”(4420mm)	TARA-48H4-WKM	■	PG4 ■	5780.28	6398.51
10	14		180”(4572mm)	TARA-48J0-WKM	■	PG4 ■	5968.39	6611.62
6	10	54”(1372mm)	126”(3200mm)	TARA-54C6-WKM	■	PG4 ■	\$4777.92	\$5257.71
6	10		132”(3353mm)	TARA-54D2-WKM	■	PG4 ■	4984.14	5491.33
10	10		138”(3505mm)	TARA-54D8-WKM	■	PG4 ■	5190.61	5725.23
10	10		144”(3658mm)	TARA-54E4-WKM	■	PG4 ■	5397.31	5959.43
10	10		150”(3810mm)	TARA-54F0-WKM	■	PG4 ■	5604.26	6193.91
10	12		156”(3962mm)	TARA-54F6-WKM	■	PG4 ■	5811.44	6428.69
10	12		162”(4115mm)	TARA-54G2-WKM	■	PG4 ■	6018.87	6663.75
10	12		168”(4267mm)	TARA-54G8-WKM	■	PG4 ■	6226.54	6899.10
10	14		174”(4420mm)	TARA-54H4-WKM	■	PG4 ■	6434.46	7134.74
10	14		180”(4572mm)	TARA-54J0-WKM	■	PG4 ■	6642.61	7370.67
6	10	60”(1524mm)	126”(3200mm)	TARA-60C6-WKM	■	PG4 ■	\$5271.75	\$5811.32
6	10		132”(3353mm)	TARA-60D2-WKM	■	PG4 ■	5498.03	6067.77
10	10		138”(3505mm)	TARA-60D8-WKM	■	PG4 ■	5724.54	6324.51
10	10		144”(3658mm)	TARA-60E4-WKM	■	PG4 ■	5951.29	6581.54
10	10		150”(3810mm)	TARA-60F0-WKM	■	PG4 ■	6178.29	6838.86
10	12		156”(3962mm)	TARA-60F6-WKM	■	PG4 ■	6405.53	7096.47
10	12		162”(4115mm)	TARA-60G2-WKM	■	PG4 ■	6633.01	7354.37
10	12		168”(4267mm)	TARA-60G8-WKM	■	PG4 ■	6860.73	7612.55
10	14		174”(4420mm)	TARA-60H4-WKM	■	PG4 ■	7088.70	7871.03
10	14		180”(4572mm)	TARA-60J0-WKM	■	PG4 ■	6931.01	7743.90

*Recommended seating capacity based upon 27”(686mm) per chair.

Planes Conference Tables — Three-Piece Tops — Perimeter Leg — Wood

Rectangular – 2”(51mm) Edge



TARA

Features

- Includes 1 3/16”(30mm) thick core top with 2”(51mm) high built-up edge, perimeter leg bases and hardware.
- Standard table height is 30”(762mm).
- Wood veneer top with 3mm wood edgeband edges.
- Table top seams are 3mm edgeband on multiple piece tops.
- Perimeter legs are painted aluminum.
- Perimeter leg is 1 3/8”(35mm) x 4”(102mm).
- Optional cable bases are available:
 - 42”(1067mm) deep and deeper tables will ship with 14”(356mm) x 14”(356mm) cable base.
 - Three piece tops will include two cable bases to be centered on seams
 - Cable base and table top(s) are wood veneer and can be specified in different surface colors and edge trim colors.
 - Refer to Specification Guide for use guidelines.
- Optional Flip top unit electrical modules are separately specified. Refer to electrical components for appropriate product specification.
- Available with glides only; 1/2”(13mm) height adjustment.
- Depth and width shown in nominal dimensions.
- Ships unassembled.

Specification Tips

- Tables with multiple-piece tops have equal sized pieces.
- The following Planes products are separately specified:
 - Grommets (field installed)
 - Flip top unit electrical modules
 - Horizontal wire management
- Refer to Specification Guide for seating capacities with Cable Base Option and leg locations.

To Order, Specify:

1) Product number, including:

① Flip Top Unit Cutout(s):

- N** None
- F** Center – single-sided/4 outlets, add **\$85.80** list
- V** Left/Right – single-sided/4 outlets, add **\$171.60** list
- J** Center – single-sided/6 outlets, add **\$85.80** list
- K** Left/Right – single-sided/6 outlets, add **\$171.60** list
- M** Center – double-sided/8 outlets, add **\$85.80** list
- P** Left/Right – double-sided/8 outlets, add **\$171.60** list
- Q** Center – double-sided/12 outlets, add **\$85.80** list
- T** Left/Right – double-sided/12 outlets, add **\$171.60** list

② Cable Base Option:

- N** None
- C** Cable Bases(2), add **\$1206.40** list

2) Wood finish color.

3) Base trim color.

4) Wood finish color – Cable Base

Note: **\$39.52** upcharge (list) for Metallic and accent trim colors.

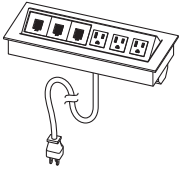
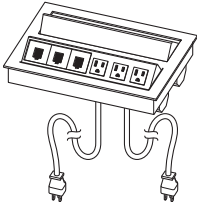
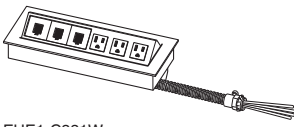
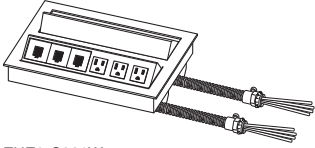
Planes Conference Tables — Three-Piece Tops — Perimeter Leg — Wood

Rectangular – 2”(51mm) Edge

No. of Legs	Seating Capacity*	Depth	Width	Number	①	②	Wood Group A	Group B
8	14	42”(1067mm)	186”(4724mm)	TARA-42J6-WKM	PG4		\$ 5421.84	\$ 6002.49
8	14		192”(4877mm)	TARA-42K2-WKM	PG4		5588.25	6191.20
8	14		198”(5029mm)	TARA-42K8-WKM	PG4		5754.90	6380.20
14	14		204”(5182mm)	TARA-42L4-WKM	PG4		5921.79	6569.49
14	14		210”(5334mm)	TARA-42M0-WKM	PG4		6088.92	6759.07
14	14		216”(5486mm)	TARA-42M6-WKM	PG4		6256.30	6948.94
14	16		222”(5639mm)	TARA-42N2-WKM	PG4		6423.91	7139.09
14	16		228”(5791mm)	TARA-42N8-WKM	PG4		6591.77	7329.54
14	16		234”(5944mm)	TARA-42P4-WKM	PG4		6759.87	7520.28
14	16		240”(6096mm)	TARA-42Q0-WKM	PG4		6928.21	7711.30
14	16		246”(6248mm)	TARA-42Q6-WKM	PG4		7096.80	7902.62
14	16		252”(6401mm)	TARA-42R2-WKM	PG4		7265.63	8094.22
14	18		258”(6553mm)	TARA-42R8-WKM	PG4		7434.69	8286.12
14	18		264”(6706mm)	TARA-42S4-WKM	PG4		7604.00	8478.30
14	20		270”(6858mm)	TARA-42T0-WKM	PG4		7773.56	8670.77
8	14	48”(1219mm)	186”(4724mm)	TARA-48J6-WKM	PG4		\$ 6224.91	\$ 6893.18
8	14		192”(4877mm)	TARA-48K2-WKM	PG4		6411.38	7104.73
8	14		198”(5029mm)	TARA-48K8-WKM	PG4		6598.09	7316.58
14	14		204”(5182mm)	TARA-48L4-WKM	PG4		6785.04	7528.71
14	14		210”(5334mm)	TARA-48M0-WKM	PG4		6972.23	7741.13
14	14		216”(5486mm)	TARA-48M6-WKM	PG4		7159.67	7953.85
14	16		222”(5639mm)	TARA-48N2-WKM	PG4		7347.35	8166.85
14	16		228”(5791mm)	TARA-48N8-WKM	PG4		7535.27	8380.14
14	16		234”(5944mm)	TARA-48P4-WKM	PG4		7723.43	8593.72
14	16		240”(6096mm)	TARA-48Q0-WKM	PG4		7911.83	8807.59
14	16		246”(6248mm)	TARA-48Q6-WKM	PG4		8100.48	9021.75
14	16		252”(6401mm)	TARA-48R2-WKM	PG4		8289.37	9236.20
14	18		258”(6553mm)	TARA-48R8-WKM	PG4		8478.50	9450.94
14	18		264”(6706mm)	TARA-48S4-WKM	PG4		8667.87	9665.97
14	20		270”(6858mm)	TARA-48T0-WKM	PG4		8857.48	9881.29
8	14	54”(1372mm)	186”(4724mm)	TARA-54J6-WKM	PG4		\$ 7027.98	\$ 7783.86
8	14		192”(4877mm)	TARA-54K2-WKM	PG4		7234.49	8018.24
8	14		198”(5029mm)	TARA-54K8-WKM	PG4		7441.24	8252.91
14	14		204”(5182mm)	TARA-54L4-WKM	PG4		7648.23	8487.87
14	14		210”(5334mm)	TARA-54M0-WKM	PG4		7855.47	8723.12
14	14		216”(5486mm)	TARA-54M6-WKM	PG4		8062.95	8958.66
14	16		222”(5639mm)	TARA-54N2-WKM	PG4		8270.66	9194.48
14	16		228”(5791mm)	TARA-54N8-WKM	PG4		8478.62	9430.60
14	16		234”(5944mm)	TARA-54P4-WKM	PG4		8686.83	9667.01
14	16		240”(6096mm)	TARA-54Q0-WKM	PG4		8895.27	9903.70
14	16		246”(6248mm)	TARA-54Q6-WKM	PG4		9103.96	10140.69
14	16		252”(6401mm)	TARA-54R2-WKM	PG4		9312.89	10377.96
14	18		258”(6553mm)	TARA-54R8-WKM	PG4		9522.06	10615.52
14	18		264”(6706mm)	TARA-54S4-WKM	PG4		9731.49	10853.40
14	20		270”(6858mm)	TARA-54T0-WKM	PG4		9941.12	11091.52
8	14	60”(1524mm)	186”(4724mm)	TARA-60J6-WKM	PG4		\$ 7788.40	\$ 8631.90
8	14		192”(4877mm)	TARA-60K2-WKM	PG4		8014.96	8889.11
8	14		198”(5029mm)	TARA-60K8-WKM	PG4		8241.76	9146.62
14	14		204”(5182mm)	TARA-60L4-WKM	PG4		8468.81	9404.41
14	14		210”(5334mm)	TARA-60M0-WKM	PG4		8696.09	9662.49
14	14		216”(5486mm)	TARA-60M6-WKM	PG4		8923.62	9920.87
14	16		222”(5639mm)	TARA-60N2-WKM	PG4		9151.39	10179.53
14	16		228”(5791mm)	TARA-60N8-WKM	PG4		9379.40	10438.48
14	16		234”(5944mm)	TARA-60P4-WKM	PG4		9607.65	10697.72
14	16		240”(6096mm)	TARA-60Q0-WKM	PG4		9836.15	10957.25
14	16		246”(6248mm)	TARA-60Q6-WKM	PG4		10064.89	11217.07
14	16		252”(6401mm)	TARA-60R2-WKM	PG4		10293.87	11477.18
14	18		258”(6553mm)	TARA-60R8-WKM	PG4		10523.09	11737.58
14	18		264”(6706mm)	TARA-60S4-WKM	PG4		10752.55	11998.26
14	20		270”(6858mm)	TARA-60T0-WKM	PG4		10982.26	12259.24

*Recommended seating capacity based upon 27”(686mm) per chair.

Planes Electrical Components

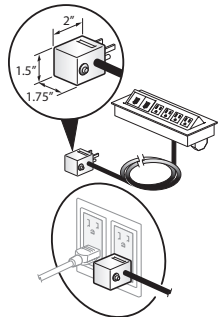
	Bezel Width	Bezel Depth	Configuration	Flip Top Unit Cutout Code Options	Number	Price
Flip Top Unit						
Corded Single-Sided Outlets						
	8 5/16"(211mm)	4 3/8"(111mm)	2 Power, 2 Data	F, V	EUE1-0000-1221W	\$ 455.26
			3 Power, 1 Data	F, V	EUE1-0000-1311W	455.26
	11 1/4"(286mm)		3 Power, 3 Data	J, K	EUE1-0000-1331W	455.26
			4 Power, 2 Data	J, K	EUE1-0000-1421W	455.26
Corded Double-Sided Outlets						
	8 5/16"(211mm)	8"(203mm)	2 Power, 2 Data	M, P	EUE2-0000-1221W	\$ 910.52
			3 Power, 1 Data	M, P	EUE2-0000-1311W	910.52
	11 1/4"(286mm)		3 Power, 3 Data	Q, T	EUE2-0000-1331W	910.52
			4 Power, 2 Data	Q, T	EUE2-0000-1421W	910.52
Hardwire Single-Sided Outlets						
	8 5/16"(211mm)	4 3/8"(111mm)	2 Power, 2 Data	F, V	EUE1-0000-C221W	\$ 519.53
	11 1/4"(286mm)		3 Power, 3 Data	J, K	EUE1-0000-C331W	519.53
Hardwire Double-Sided Outlets						
	8 5/16"(211mm)	8"(203mm)	2 Power, 2 Data	M, P	EUE2-0000-C221W	\$1039.06
	11 1/4"(286mm)		3 Power, 3 Data	Q, T	EUE2-0000-C331W	1039.06

EUE1-1331W

EUE2-1331W

EUE1-C331W

EUE2-C331W



Fused Plug Detail (4 power)



Features

- Hardwire flip top unit includes one flip top unit with power outlets and communication openings, mounting clips, 6 foot flexible metal conduit feed with wires for hardwire, multiple data jack adapters to accommodate most varieties of field supplied data jacks, also includes blank data covers.
- Corded flip top unit includes one flip top unit with power outlets and communication openings, 12 foot long – 15-amp cord with plug, mounting clips, multiple data jack adapters to accommodate most varieties of field supplied data jacks, also includes blank data covers.
- Flip top unit is flush mounted with spring release cover.
- Flip top unit overall height is 2 3/4"(70mm) and will extend below the table tops.
- Standard in anodized finish.
- Ships assembled.

To Order, Specify:

- 1) Product number.
(No finish specification required.)

Note: Order Flip Top Units to match Flip Top Unit cut out option specified for each table (F/V, J/K, M/P, Q/T).

Specification Tips

- **For use with Planes tables where power and data cutouts have been specified.**
- Double sided FTU doesn't fit over 8"(203mm) x 14"(356mm) cable core.
- Flip top unit plug-in cord drops down from bottom of unit to plug into external power outlet.
- Flip top unit can be retrofitted; requires field cut-out and installation.
- **For use with 120 volt 60 hertz power source only.**
- **Flip top unit applications should be reviewed by local authorities (electrical inspector) prior to ordering.**

Planes Accessories

	Top Thickness	Number	Price A	B
Grommet	1 3/16"(30mm)	WQAG-0303-PS	\$26.78	\$32.14
	2"(51mm)	WQAG-0303-PM	26.78	32.14



WQAG

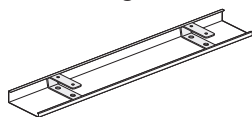
Class PT – SIN 711-11;
Discount Group IX

Features

- Includes one 2 3/4"(70mm) round grommet.
- Field Installed into field cut opening.

To Order, Specify:

- 1) Product number.
- 2) Trim color

Wire Manager – Horizontal	Length	Clips	Number	Price
	48"(1219mm)	2	EUAW-0048-NH	\$115.69
	72"(1829mm)	3	EUAW-0072-NH	173.57
	96"(2438mm)	3	EUAW-0096-NH	231.45
	120"(3048mm)	4	EUAW-00CO-NH	289.23

EUAW

Class PT – SIN 711-11;
Discount Group IX

Features

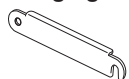
- Includes one wire manager and attachment clips.
- Standard in light platinum plastic.
- Field cuttable.

To Order, Specify:

- 1) Product number.
(No finish specification required.)

Specification Tips

- For use with conference tables for wire management.
- Recommended for use to route cables to Cable Base.
- Not recommended for use on Y-leg tables.

Ganging Clip	Number	Price
	TA01-0001	\$39.25

TA01-0001

Class TA – SIN 711-11;
Discount Group X

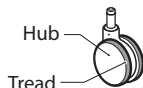
Features

- Includes set of two ganging clips and installation hardware.
- Standard in black.

To Order, Specify:

- 1) Product number.
(No finish specification required.)

Casters	Number	Price
	TA01-0216	\$27.04



TA01-0216

Class TA – SIN 711-11;
Discount Group X

Features

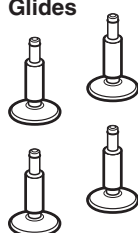
- Includes 4 casters; 2 locking, 2 non-locking.
- Casters are available with:
Light platinum or fog hub with graphite tread, or black hub with black tread.

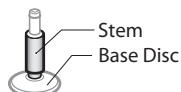
To Order, Specify:

- 1) Product number.
- 2) Trim color for hub.

Specification Tip

- Casters are for use with Y-leg tables, carts and easels.
Not designed for interior or perimeter leg conference tables.

Glides	Description	Number	Price
	Painted Stem	TA01-0215	\$110.32



TA01-0215

Class TA – SIN 711-11;
Discount Group X

Features

- Includes 4 glides.
- Glides have 1/2"(13mm) height adjustment.
- Glides stems are either painted (specify paint trim color) or polished aluminum.
- Glide base disc is available in light platinum, fog or black (specify trim color).

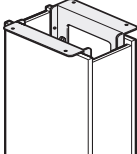
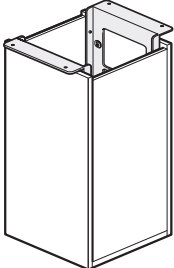
To Order, Specify:

- 1) Product number.
- 2) Stem trim color (for painted Glide).
- 3) Base Disc trim color.

Specification Tip

- Glides are for use with Y-leg tables, carts and easels.
Not designed for interior or perimeter leg conference tables.

Planes Accessories

	Height	Depth	Width	Number	Laminate A	B	Wood Group A	Group B
Cable Base								
Laminate								
	28"(711mm)	8"(203mm)	14"(356mm)	TA01-0814-L	\$568.59	\$614.20		
		14"(356mm)	14"(356mm)	TA01-1414-L	605.69	654.45		
Wood								
	28"(711mm)	8"(203mm)	14"(356mm)	TA01-0814-W			\$ 961.09	\$ 989.73
		14"(356mm)	14"(356mm)	TA01-1414-W			1026.47	1069.95

TA01-0814

TA01-1414

Features

- Includes 28"(711mm) high cable base and mounting hardware.
- Laminate with 1mm edgeband or wood veneer with 1mm wood edgeband.
- Provides internal cable management with removable panels for access.
- Standard in green core.
- Bracket is standard in charcoal.
- Includes 1"(25mm) adjustable glides.
- Ships assembled.

To Order, Specify:


- 1) Product number.
- 2) Laminate surface color or wood finish color.
- 3) Edge trim color for laminate.

Specification Tips

- Refer to Specification Guide for use guidelines.
- **Cable base not recommended for use with 30"(762mm) deep tables, half round tables, polygon tables or Y-leg tables or 36"(914mm) deep tables with (M) or (Q) flip top unit cutout options.**
- Specify 8"(203mm) x 14"(356mm) cable base for 36"(914mm) deep tables.
- Specify 14"(356mm) x 14"(356mm) cable base for 42"(1067mm) deep and deeper tables.
- One and two-piece table tops – one cable base.
- Three-piece table tops – two cable bases.
- Cable base cord access:
 - 1 1/2"(38mm) at top
 - adjustable side panels allow 1"(25mm) gap at bottom edges
 - 3"(76mm) diameter cutout in bottom

The following Planes products are separately specified:

- Horizontal wire management

	Height	Depth	Width	Number	Price
Cable Column					
	28"(711mm)	2"(51mm)	4 1/2"(114mm)	TA01-0217	\$206.39

TA01-0217

Features

- Cable Column offers a wire management option for conference tables when the Cable Base Option cannot be used.
- Includes one Cable Column with mounting hardware for attaching to underside of table.
- Hardware for attaching Cable Column to floor is field supplied.
- Ships unassembled.

To Order, Specify:

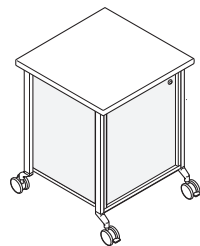
- 1) Product number.
- 2) Trim color.

Specification Tips

- Cable Column attaches to underside of table, extends to the floor where it is also attached.
- Cable Column is not load bearing and does not replace table leg(s).
- Cable Column can be installed anywhere under a conference table unless it would interfere with table legs, Horizontal Wire Manager or Flip Top Power/Data Units.
- The Cable Column can be used with the Horizontal Wire Manager for cable management.

Planes Carts — Small Media

Cart – Small Media – Laminate or Wood	Height	Depth	Width	Number	①	②	③	Laminate		Wood	
								A	B	Group A	Group B
Laminate	29"(737mm)	22"(559mm)	22 1/2"(572mm)	GAKF-1919-LJ	N	4	◆	\$1090.50	\$1149.90		
Wood	29"(737mm)	22"(559mm)	22 1/2"(572mm)	GAKF-1919-WK	N	4				\$1549.82	\$1576.98



GAKF-1919

Features

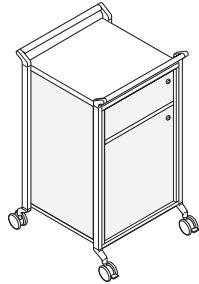
- Includes cart with one door, shelf and hardware.
- Laminate with 1mm edgeband or wood veneer with 1mm wood edgeband.
- Available in standard or green core option.
- Rails are aluminum and available in metallic trim colors only.
- Cart top has overhang with 22"(559mm) x 22 1/2"(572mm) usable top surface.
- Standard with one adjustable shelf – 1"(25mm) increments.
- Cart door has touch latch with locking option.
- Optional locks are available in black or chrome.
- For lock options refer to Lock Program Price List.
- Optional casters or glides are field interchangeable:
 - Casters (two locking/two non-locking) are available with:
 - Light platinum or fog hub with graphite tread, or black hub with black tread.
 - Optional glides (four) are available in light platinum, fog or black with 1/2"(13mm) height adjustment.
 - Glide stem is painted to match base; glide base disc color must be specified.
- Cart interior dimensions:
 - 17 3/8"(411mm) W x 21 5/8"(549mm) H x 16 7/8"(429mm) D
- Cart door opening: 16 1/2"(419mm) W x 21 5/8"(549mm) H
- Ships assembled.
- ◆ Available on RUSH with Standard Core only.

To Order, Specify:

- Product number, including:
 - ① **Core Option:**
 - S Standard ◆
 - G Green, add \$109.26 list
 - ② **Door Locking Option:**
 - N Non-locking
 - A Locking, add \$57.28 list
 - ③ **Base Option:**
 - C Caster
 - G Glide
- Laminate surface color or wood finish color.
- Edge trim color for laminate.
- Rail trim color. (Metallic and accent trim colors only.)
- Caster/Glide base disc trim color:
 - Black – TR-F
 - Fog – TR-7
 - Light Platinum – TR-LPL
- Lock plug trim color.
 - Black – LR-BL
 - Chrome – LR-BP

Planes Carts — Medium Media

Cart – Medium Media – Laminate or Wood



GAKE-1919

Height	Depth	Width	Number	①	②	③	Laminate A	Laminate B	Wood Group A	Wood Group B
Laminate										
36"(914mm)	19"(483mm)	19"(483mm)	GAKE-1919-LJ	N	G	6	\$1491.48	\$1550.88		
Wood										
36"(914mm)	19"(483mm)	19"(483mm)	GAKE-1919-WK	N	G	6			\$1893.52	\$1917.30

Features

- Includes cart with four doors and hardware.
- Laminate with 1mm edgeband or wood veneer with 1mm wood edgeband.
- Available in standard or green core.
- Standard with dual handles.
- Rails and handles are aluminum and available in metallic trim colors only.
- Cart standard with 2 3/4"(70mm) diameter bottom cutout for wire access to floor. Optional grommet separately specified for field retrofitting.
- Cart door configuration:
 - 6 3/8"(162mm) high upper touch latch flap door in front and back that folds down flat to allow air flow and is standard with locking option
 - 21 3/4"(552mm) lower touch latch door in front and back with locking option with adjustable shelf in 1"(25mm) increments
- 4"(101mm) deep full-height enclosure in front for power and cable management.
- Optional locks are available in black or chrome.
- For lock options refer to Lock Program Price List.
- Optional casters or glides are field interchangeable:
 - Casters (two locking/two non-locking) are available with: Light platinum or fog hub with graphite tread, or black hub with black tread.
- Optional glides (four) are available in light platinum, fog or black with 1/2"(13mm) height adjustment.
- Glide stem is painted to match base; glide base disc color must be specified.
- Glides are light platinum with 1/2"(13mm) height adjustment.
- Ships assembled.
- ◆ Available on RUSH with Standard Core only.

To Order, Specify:

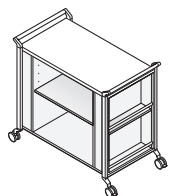
- Product number, including:
 - ① **Core Option:**
 - S Standard
 - G Green, add \$109.26 list
 - ② **Door Locking Option:**
 - N Non-locking
 - A Locking, add \$57.28 list
 - ③ **Base Option:**
 - C Caster
 - G Glide
- Laminate surface color or wood finish color.
- Edge trim color for laminate.
- Rail trim color. (Metallic and accent trim colors only.)
- Caster/Glide base disc trim color:
 - Black – TR-F
 - Fog – TR-7
 - Light Platinum – TR-LPL
- Lock plug trim color.
 - Black – LR-BL
 - Chrome – LR-BP

Specification Tip

The following Planes products are separately specified:
 –Grommet

Planes Carts – Catering

	Height	Depth	Width	Number	①	②	Laminate A	B
Cart – Catering – Laminate	36"(914mm)	19"(483mm)	35 1/4"(895mm)	GAKG-1935-LJ	■	NN ■ 6 ■	\$1319.63	\$1379.03



GAKG-1935

Features

- Includes cart, shelf and shelf hardware.
- Laminate with 1mm edgeband.
- Available in standard or green core option.
- Standard with dual handles.
- Rails and handles are aluminum and available in metallic trim colors only.
- Standard with center adjustable shelf; 3 1/2"(89mm) increments.
- Each cart end has upper and lower open stationary shelves with shelf rails to accommodate beverage containers.
- Optional casters or glides are field interchangeable:
 - Casters (two locking/two non-locking) are available with:
 - Light platinum or fog hub with graphite tread, or
 - black hub with black tread.
 - Optional glides (four) are available in light platinum, fog or black with 1/2"(13mm) height adjustment.
 - Glide stem is painted to match base; glide base disc color must be specified.
- Ships assembled.
- Available on RUSH with Standard Core only.

To Order, Specify:

1) Product number, including:

① Core Option:

- **S** Standard ■
- **G** Green, add **\$109.26** list

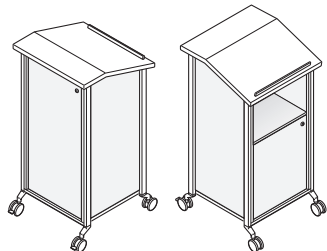
② Base Option:

- **C** Caster
- **G** Glide

- 2) Laminate surface color.
- 3) Edge trim color.
- 4) Rail and handles trim color. (Metallic and accent trim colors only.)
- 5) Caster/Glide base disc trim color:
 - Black – TR-F
 - Fog – TR-7
 - Light Platinum – TR-LPL

Planes Cart – Podium

	Height	Depth	Width	Number	①	②	③	Laminate A	B	Wood Group A	Group B	
Cart – Podium – Laminate or Wood	Laminate											
	46"(1168mm)	22 1/4"(565mm)	22 1/2"(572mm)	GAKD-1919-LJ	■	N	■	9	■	\$1836.24	\$1895.64	
	Wood											
	46"(1168mm)	22 1/4"(565mm)	22 1/2"(572mm)	GAKD-1919-WK	■	N	■	9		\$3102.83	\$3177.74	



GAKD-1919

Features

- Includes podium, shelf and hardware.
 - Laminate with 1mm edgeband or wood veneer with 1mm wood edge.
 - Available in standard or green core.
 - Podium sloping top is 22 1/2"(572mm) wide x 16 3/8"(416mm) deep with paper ledge.
 - Rails are aluminum and available in metallic trim colors only.
 - Optional casters or glides are field interchangeable:
 - Casters (two locking/two non-locking) are available with: Light platinum or fog hub with graphite tread, or black hub with black tread.
 - Optional glides (four) are available in light platinum, fog or black with 1/2"(13mm) height adjustment.
 - Glide stem is painted to match base; glide base disc color must be specified.
 - Podium doors are touch latch and available as all locking or all non-locking.
 - Optional locks are available in black or chrome
 - For lock options refer to Lock Program Price List.
 - Podium user side has open shelf, lower storage with lockable touch latch door and one adjustable shelf.
 - Podium back has touch latch, lockable full height door with full-height enclosure for power and cable management.
 - Podium bottom has 2 3/4"(70mm) cutout for wire access to floor. Optional grommet can be ordered separately for field installation.
 - Ships assembled.
- Available on RUSH with Standard Core only.

To Order, Specify:

- 1) Product number, including:

① Core Option:

- S Standard
- G Green, add \$109.26 list

② Door Locking Option:

- N Non-locking, all
- A Locking, add \$57.28 list

③ Base Option:

- C Caster
- G Glide

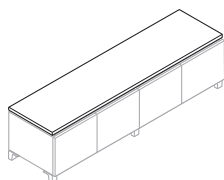
- 2) Laminate surface color or wood finish color.
- 3) Edge trim color for laminate.
- 4) Rail trim color. (Metallic and accent trim colors only.)
- 5) Caster/Glide base disc trim color:
 - Black – TR-F
 - Fog – TR-7
 - Light Platinum – TR-LPL
- 6) Lock plug trim color.
 - Black – LR-BL
 - Chrome – LR-BP

Specification Tip

The following Planes products are separately specified:
–Grommet

Planes Credenza Tops

Credenza Top – Laminate or Wood



GACJ

Depth	Width	Number	Laminate		Wood	Group B
			A	B	Group A	
Laminate						
20"(508mm)	36"(914mm)	GACJ-2036-LJSNNNN	\$258.84	\$318.24		
	48"(1219mm)	GACJ-2048-LJSNNNN	345.82	415.20		
	54"(1372mm)	GACJ-2054-LJSNNNN	389.31	463.68		
	72"(1829mm)	GACJ-2072-LJSNNNN	519.78	609.12		
	96"(2438mm)	GACJ-2096-LJSNNNN	693.74	803.04		
	108"(2743mm)	GACJ-20A8-LJSNNNN	780.72	900.00		
Wood						
20"(508mm)	36"(914mm)	GACJ-2036-WKSNNNN			\$ 415.84	\$ 425.13
	48"(1219mm)	GACJ-2048-WKSNNNN			553.74	571.19
	54"(1372mm)	GACJ-2054-WKSNNNN			622.69	644.22
	72"(1829mm)	GACJ-2072-WKSNNNN			829.54	863.31
	96"(2438mm)	GACJ-2096-WKSNNNN			1105.34	1155.43
	108"(2743mm)	GACJ-20A8-WKSNNNN			1243.24	1301.49

Features

- Includes one 1 3/16"(30mm) thick credenza top and hardware for use on Planes credenza bases.
- Laminate with 1mm edgeband or wood veneer with 1mm wood edgeband.
- Credenza top available in standard core.
- Top installs on credenza base with 1/4"(6mm) reveal.
- ◆ Available on RUSH.

To Order, Specify:

- 1) Product number.
- 2) Laminate surface color or wood finish color.
- 3) Edge trim color for laminate.

Specification Tip

- **Must be used with credenza base for finished aesthetic.**

Grommet



TA01

Top Thickness	Diameter	Number	Price
3/4"(19mm)	2 3/4"(70mm)	TA01-0220	\$27.58
	1 3/4"(40mm)	TA01-0221	22.28

Features

- Includes one grommet.
- Field installed into field cut opening.

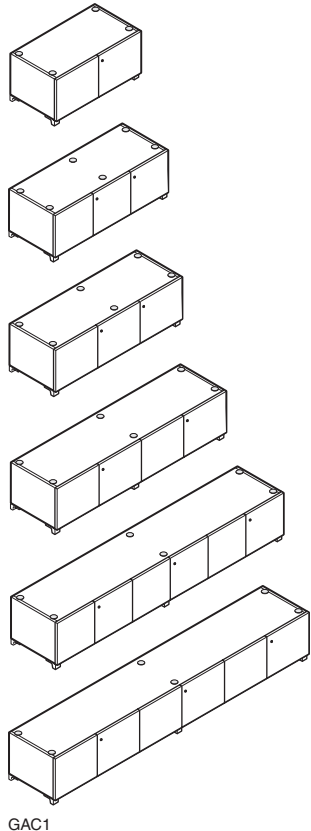
To Order, Specify:

- 1) Product number.
- 2) Trim color.

Note: \$4.24 upcharge list for Metallic and accent trim colors.

Planes Credenza Bases – 19" High

Overall Height*	Depth	Width	Number	①	Laminate		Wood		
					A	B	Group A	Group B	
Credenza Base – 19"(483mm) High – Laminate or Wood									
Laminate									
19"(483mm)	20"(508mm)	36"(914mm)	GAC1-2036-LNSN	G2	\$ 973.81	\$1033.21			
		48"(1219mm)	GAC1-2048-LNSN	G2	1292.05	1383.27			
		54"(1372mm)	GAC1-2054-LNSN	G2	1451.17	1558.30			
		72"(1829mm)	GAC1-2072-LNSN	G2	1928.53	2083.39			
		96"(2438mm)	GAC1-2096-LNSN	G2	2565.01	2783.51			
		108"(2743mm)	GAC1-20A8-LNSN	G2	2883.25	3133.57			
Wood									
19"(483mm)	20"(508mm)	36"(914mm)	GAC1-2036-WNSN	G2			\$1647.42	\$1689.14	
		48"(1219mm)	GAC1-2048-WNSN	G2			2188.42	2264.10	
		54"(1372mm)	GAC1-2054-WNSN	G2			2458.92	2551.58	
		72"(1829mm)	GAC1-2072-WNSN	G2			3270.42	3414.02	
		96"(2438mm)	GAC1-2096-WNSN	G2			4352.42	4563.94	
		108"(2743mm)	GAC1-20A8-WNSN	G2			4893.42	5138.90	



Features

- Includes 19"(483mm) high base cabinet with one or more shelves, doors, legs and hardware.
- **Credenza top is ordered separately.**
- Laminate with 1mm edgeband or wood veneer with wood 1mm edgeband.
- Wood door fronts are matched veneer.
- 1/8"(3mm) reveal between credenza top and base
- Credenza base available in standard core.
- Cabinet doors have touch latches.
- Optional locks are available in Black or Chrome.
- For lock options refer to Lock Program Price List.
- Leg is 2 1/4"(57mm) high painted aluminum.
- Available with black glides only; 1 1/2"(38mm) height adjustment.
- Includes one adjustable shelf per cabinet with 1 1/4"(32mm) adjustment increments.
 - 36"(914mm) wide has two doors and four legs
 - 48"(1219mm) wide has three doors and four legs
 - 54"(1372mm) wide has three doors and four legs
 - 72"(1829mm) wide has four doors and six legs
 - 96"(2438mm) wide has six doors and six legs
 - 108"(2743mm) wide has six doors and six legs
- Ships unassembled.
- ◆ Available on RUSH.

Specification Tips

- **Must order a 1 3/16"(30mm) thick credenza top separately.**
- Grommets are ordered separately and requires field cutting and installation.

* Overall height includes credenza base, legs, reveal and separately specified credenza top.

To Order, Specify:

- 1) Product number, including:

① Locking Option:

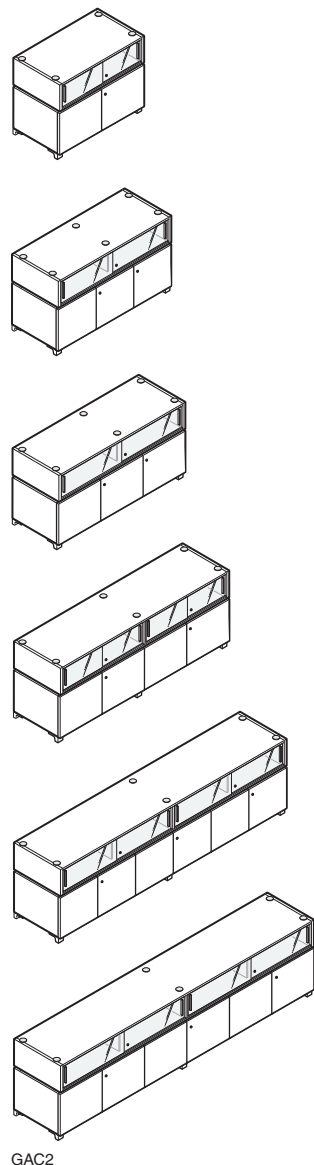
- N Non-locking
- A All locking, add \$57.20 list

- 2) Laminate surface color or wood finish color.
- 3) Edge trim color for laminate.
- 4) Leg trim color.
- 5) Lock plug trim color.
 - Black – LR-BL
 - Chrome – LR-BP

Note: \$39.52 upcharge (list) for Metallic trim colors.

Planes Credenza Base with Slider Unit – 29" High

Overall Height*	Depth	Width	Number	①	Glass				Translucent
					A	C	D	F	
Credenza Base – 29" (737mm) High with Slider Unit – Laminate or Wood									
Laminate – Grade A									
29" (737mm)	20" (508mm)	36" (914mm)	GAC2-2036-LGSN	G4	\$1503.15	\$1851.09	\$1903.07	\$2008.19	\$1677.12
		48" (1219mm)	GAC2-2048-LGSN	G4	2001.31	2465.29	2534.89	2674.71	2232.56
		54" (1372mm)	GAC2-2054-LGSN	G4	2250.39	2772.39	2850.80	3007.97	2510.28
		72" (1829mm)	GAC2-2072-LGSN	G4	2997.63	3693.69	3798.53	4007.75	3343.44
		96" (2438mm)	GAC2-2096-LGSN	G4	3993.95	4922.09	5062.17	5340.79	4454.32
		108" (2743mm)	GAC2-20A8-LGSN	G4	4492.11	5536.29	5693.99	6007.31	5009.76
Laminate – Grade B									
29" (737mm)	20" (508mm)	36" (914mm)	GAC2-2036-LGSN	G4	\$1624.08	\$1972.02	\$2024.00	\$2129.12	\$1798.05
		48" (1219mm)	GAC2-2048-LGSN	G4	2162.14	2626.12	2695.72	2835.54	2393.39
		54" (1372mm)	GAC2-2054-LGSN	G4	2431.17	2953.17	3031.58	3188.75	2691.06
		72" (1829mm)	GAC2-2072-LGSN	G4	3238.26	3934.32	4039.16	4248.38	3584.07
		96" (2438mm)	GAC2-2096-LGSN	G4	4314.38	5242.52	5382.60	5661.22	4774.75
		108" (2743mm)	GAC2-20A8-LGSN	G4	4852.44	5896.62	6054.32	6367.64	5370.09
Wood Group A									
29" (737mm)	20" (508mm)	36" (914mm)	GAC2-2036-WGSN	G4	\$2665.79	\$3013.73	\$3065.71	\$3170.83	\$2839.76
		48" (1219mm)	GAC2-2048-WGSN	G4	3480.07	3944.05	4013.65	4153.47	3711.32
		54" (1372mm)	GAC2-2054-WGSN	G4	3887.21	4409.21	4487.62	4644.79	4147.10
		72" (1829mm)	GAC2-2072-WGSN	G4	5108.63	5804.69	5909.53	6118.75	5454.44
		96" (2438mm)	GAC2-2096-WGSN	G4	6737.19	7665.33	7805.41	8084.03	7197.56
		108" (2743mm)	GAC2-20A8-WGSN	G4	7551.47	8595.65	8753.35	9066.67	8069.12
Wood Group B									
29" (737mm)	20" (508mm)	36" (914mm)	GAC2-2036-WGSN	G4	\$2735.80	\$3083.74	\$3135.72	\$3240.84	\$2909.77
		48" (1219mm)	GAC2-2048-WGSN	G4	3568.96	4032.94	4102.54	4242.36	3800.21
		54" (1372mm)	GAC2-2054-WGSN	G4	3985.54	4507.54	4585.95	4743.12	4245.43
		72" (1829mm)	GAC2-2072-WGSN	G4	5235.28	5931.34	6036.18	6245.40	5581.09
		96" (2438mm)	GAC2-2096-WGSN	G4	6901.60	7829.74	7969.82	8248.44	7361.97
		108" (2743mm)	GAC2-20A8-WGSN	G4	7734.76	8778.94	8936.64	9249.96	8252.41



Features

- Includes 19" (483mm) high base cabinet with one shelf, doors, legs and 10" (254mm) high upper slider unit with glass or translucent slider doors, pulls and hardware.
- **Credenza top is ordered separately.**
- Laminate with 1mm edgeband or wood veneer with 1mm wood edgeband.
- Wood door fronts are matched veneer.
- 1/8" (3mm) reveal between base and slider unit and between slider unit and credenza top.
- Available in standard core.
- Cabinet doors have touch latches.
- Slider unit doors are glass or translucent with painted aluminum bar pulls.
- Optional locks are available in black or chrome.
- For lock options refer to Lock Program Price List.
- Leg is 2 1/4" (57mm) high painted metal.
- Available with black glides only; 1 1/2" (38mm) height adjustment.
- Cabinet includes one adjustable shelf per cabinet with 1 1/4" (32mm) adjustment increments.
 - 36" (914mm) wide has two doors and four legs
 - 48" (1219mm) wide has three doors and four legs
 - 54" (1372mm) wide has three doors and four legs
 - 72" (1829mm) wide has four doors and six legs
 - 96" (2438mm) wide has six doors and six legs
 - 108" (2743mm) wide has six doors and six legs
- Ships unassembled.

Specification Tip

- **Must order a 1 3/16" (30mm) thick credenza top separately.**

* Overall height includes credenza base, legs, reveal, slider unit and separately specified credenza top.

To Order, Specify:

- 1) Product number, including:

① Locking Option:

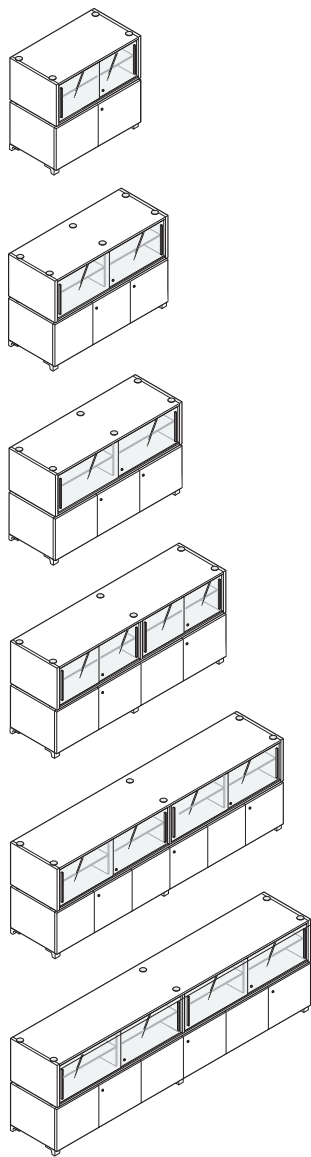
- N** Non-locking
- A** All locking, add **\$114.57** list
- L** Slider unit locking only, add **\$57.28** list

- 2) Laminate surface color or wood finish color.
- 3) Edge trim color for laminate.
- 4) Leg and slider pull trim color.
- 5) Slider unit glass/translucent door.
- 6) Lock plug trim color.
 - Black – LR-BL
 - Chrome – LR-BP

Note: \$39.52 upcharge (list) for Metallic trim colors.

Planes Credenza Base with Slider Unit — 35" High

Overall Height*	Depth	Width	Number	①	Glass A	C	D	F	Translucent
Credenza Base – 35" (889mm) High with Slider Unit – Laminate or Wood									
Laminate – Grade A									
35" (889mm)	20" (508mm)	36" (914mm)	GAC2-2036-LGSN	G6	\$1804.42	\$2152.36	\$2204.34	\$ 2309.46	\$1978.39
		48" (1219mm)	GAC2-2048-LGSN	G6	2400.18	2864.16	2933.76	3073.58	2631.43
		54" (1372mm)	GAC2-2054-LGSN	G6	2698.06	3220.06	3298.47	3455.64	2957.95
		72" (1829mm)	GAC2-2072-LGSN	G6	3591.70	4287.76	4392.60	4601.82	3937.51
		96" (2438mm)	GAC2-2096-LGSN	G6	4783.22	5711.36	5851.44	6130.06	5243.59
		108" (2743mm)	GAC2-20A8-LGSN	G6	5378.98	6423.16	6580.86	6894.18	5896.63
Laminate – Grade B									
35" (889mm)	20" (508mm)	36" (914mm)	GAC2-2036-LGSN	G6	\$1925.35	\$2273.29	\$2325.27	\$ 2430.39	\$2099.32
		48" (1219mm)	GAC2-2048-LGSN	G6	2561.01	3024.99	3094.59	3234.41	2792.26
		54" (1372mm)	GAC2-2054-LGSN	G6	2878.84	3400.84	3479.25	3636.42	3138.73
		72" (1829mm)	GAC2-2072-LGSN	G6	3832.33	4528.39	4633.23	4842.45	4178.14
		96" (2438mm)	GAC2-2096-LGSN	G6	5103.65	6031.79	6171.87	6450.49	5564.02
		108" (2743mm)	GAC2-20A8-LGSN	G6	5739.31	6783.49	6941.19	7254.51	6256.96
Wood Group A									
35" (889mm)	20" (508mm)	36" (914mm)	GAC2-2036-WGSN	G6	\$2967.06	\$3315.00	\$3366.98	\$ 3472.10	\$3141.03
		48" (1219mm)	GAC2-2048-WGSN	G6	3878.94	4342.92	4412.52	4552.34	4110.19
		54" (1372mm)	GAC2-2054-WGSN	G6	4334.88	4856.88	4935.29	5092.46	4594.77
		72" (1829mm)	GAC2-2072-WGSN	G6	5702.70	6398.76	6503.60	6712.82	6048.51
		96" (2438mm)	GAC2-2096-WGSN	G6	7526.46	8454.60	8594.68	8873.30	7986.83
		108" (2743mm)	GAC2-20A8-WGSN	G6	8438.34	9482.52	9640.22	9953.54	8955.99
Wood Group B									
35" (889mm)	20" (508mm)	36" (914mm)	GAC2-2036-WGSN	G6	\$3037.07	\$3385.01	\$3436.99	\$ 3542.11	\$3211.04
		48" (1219mm)	GAC2-2048-WGSN	G6	3967.83	4431.81	4501.41	4641.23	4199.08
		54" (1372mm)	GAC2-2054-WGSN	G6	4433.21	4955.21	5033.62	5190.79	4693.10
		72" (1829mm)	GAC2-2072-WGSN	G6	5829.35	6525.41	6630.25	6839.47	6175.16
		96" (2438mm)	GAC2-2096-WGSN	G6	7690.87	8619.01	8759.09	9037.71	8151.24
		108" (2743mm)	GAC2-20A8-WGSN	G6	8621.63	9665.81	9823.51	10136.83	9139.28



GAC2

Features

- Includes 19" (483mm) high base cabinet with one shelf, doors, legs and 16" (406mm) high upper slider unit with one shelf, glass or acrylic slider doors, door tracks, pulls and hardware.
- **Credenza top is ordered separately.**
- Laminate with 1mm edgeband or wood veneer with 1mm wood edgeband.
- Wood door fronts are matched veneer.
- 1/8" (3mm) reveal between base and slider unit and between slider unit and credenza top.
- Credenza available in standard core.
- Cabinet doors have touch latches.
- Slider unit doors are glass or translucent with painted aluminum bar pulls.
- Optional locks are available in black or chrome.
- For lock options refer to Lock Program Price List.
- Leg is 2 1/4" (57mm) high painted metal.
- Available with Black glides only; 1 1/2" (38mm) height adjustment.
- Slider unit includes one adjustable shelf per unit with 1 1/4" (32mm) adjustment increments.
- Cabinet includes one adjustable shelf per cabinet with 1 1/4" (32mm) adjustment increments.
 - 36" (914mm) wide has two doors and four legs
 - 48" (1219mm) wide has three doors and four legs
 - 54" (1372mm) wide has three doors and four legs
 - 72" (1829mm) wide has four doors and six legs
 - 96" (2438mm) wide has six doors and six legs
 - 108" (2743mm) wide has six doors and six legs
- Ships unassembled.

To Order, Specify:

- 1) Product number, including:

① Locking Option:

- N** Non-locking
- A** All locking, add \$114.57 list
- L** Slider unit locking only, add \$57.28 list

- 2) Laminate surface color or wood finish color.
- 3) Edge trim color for laminate.
- 4) Leg and slider door pull trim color.
- 5) Slider unit glass/translucent door.
- 6) Lock plug trim color.
 - Black – LR-BL
 - Chrome – LR-BP

Note: \$39.52 upcharge (list) for Metallic trim colors.

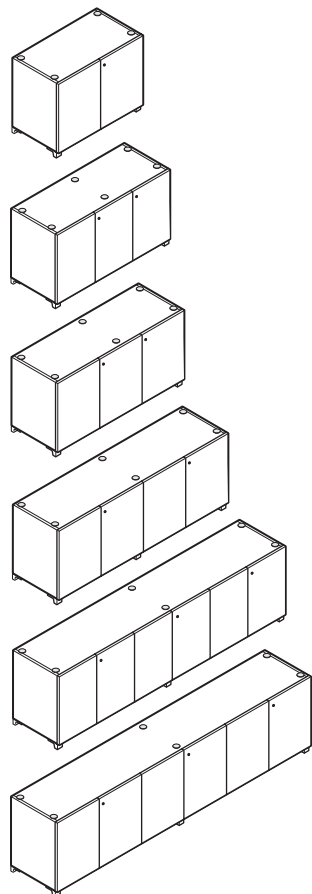
Specification Tip

- **Must order a 1 3/16" (30mm) thick credenza top separately.**

* Overall height includes credenza base legs, reveal, slider unit and credenza top.

Planes Credenza Base – 29" High

Overall Height*	Depth	Width	Number	①	Laminate A	B	Wood Group A	Group B
Credenza Base – 29"(737mm) High – Laminate or Wood								
Laminate								
29"(737mm)	20"(508mm)	36"(914mm)	GAC1-2036-LNSN	G4	\$1298.53	\$1357.93		
		48"(1219mm)	GAC1-2048-LNSN	G4	1734.03	1825.25		
		54"(1372mm)	GAC1-2054-LNSN	G4	1947.27	2054.40		
		72"(1829mm)	GAC1-2072-LNSN	G4	2577.97	2732.83		
		96"(2438mm)	GAC1-2096-LNSN	G4	3439.95	3658.45		
		108"(2743mm)	GAC1-20A8-LNSN	G4	3866.43	4116.75		
Wood								
29"(737mm)	20"(508mm)	36"(914mm)	GAC1-2036-WNSN	G4			\$1972.14	\$2013.86
		48"(1219mm)	GAC1-2048-WNSN	G4			2630.40	2706.08
		54"(1372mm)	GAC1-2054-WNSN	G4			2955.02	3047.68
		72"(1829mm)	GAC1-2072-WNSN	G4			3919.86	4063.46
		96"(2438mm)	GAC1-2096-WNSN	G4			5227.36	5438.88
		108"(2743mm)	GAC1-20A8-WNSN	G4			5876.60	6122.08



GAC1

Features

- Includes 29"(737mm) high base cabinet with two shelves, doors, legs and hardware.
- **Credenza top is ordered separately.**
- Laminate with 1mm edgeband or wood veneer with 1mm wood edgeband.
- Wood door fronts are matched veneer.
- 1/8"(3mm) reveal between base unit and credenza top.
- Credenza available in standard core.
- Cabinet doors have touch latches.
- Optional locks are available in black or chrome.
- For lock options refer to Lock Program Price List.
- Leg is 2 1/4"(57mm) high painted metal.
- Available with black glides only; 1 1/2"(38mm) height adjustment.
- Includes one adjustable shelf per cabinet with 1/4"(6mm) adjustment increments.
 - 36"(914mm) wide has two doors and four legs
 - 48"(1219mm) wide has three doors and four legs
 - 54"(1372mm) wide has three doors and four legs
 - 72"(1829mm) wide has four doors and six legs
 - 96"(2438mm) wide has six doors and six legs
 - 108"(2743mm) wide has six doors and six legs
- Ships unassembled.

■ Available on RUSH.

Specification Tips

- **Must order a 1 3/16"(30mm) thick credenza top separately.**
- Grommets are ordered separately and requires field cutting and installation.

* Overall height includes credenza base legs, reveal, slider unit and separately specified credenza top.

To Order, Specify:

1) Product number, including:

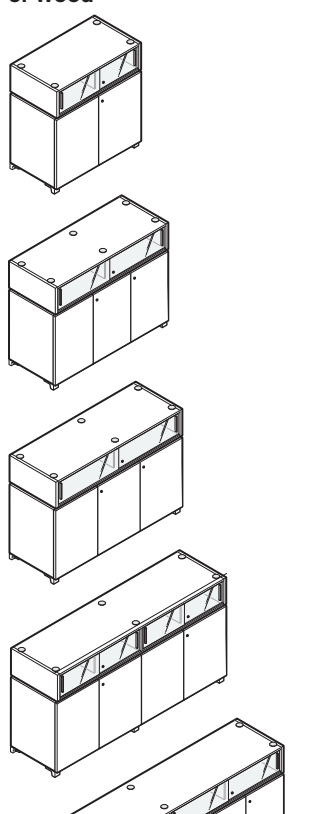
① Locking Option:

- N Non-locking
- A All locking, add \$57.20 list

- Laminate surface color or wood finish color.
- Edge trim color for laminate.
- Leg trim color.
- Lock plug trim color.
 - Black – LR-BL
 - Chrome – LR-BP

Note: \$39.52 upcharge (list) for Metallic trim colors.

Planes Credenza Base with Slider Unit — 39" High

	Overall Height*	Depth	Width	Number	①	Glass A	C	D	F	Translucent	
Credenza Base – 39" (991mm) High with Slider Unit – Laminate or Wood 	Laminate – Grade A										
	39" (991mm)	20" (508mm)	36" (914mm)	GAC2-2036-LGSN	G7	\$1819.27	\$2167.21	\$2219.19	\$ 2324.31	\$1993.24	
			48" (1219mm)	GAC2-2048-LGSN	G7	2422.87	2886.85	2956.45	3096.27	2654.12	
			54" (1372mm)	GAC2-2054-LGSN	G7	2724.67	3246.67	3325.08	3482.25	2984.56	
			72" (1829mm)	GAC2-2072-LGSN	G7	3630.07	4326.13	4430.97	4640.19	3975.88	
			96" (2438mm)	GAC2-2096-LGSN	G7	4837.27	5765.41	5905.49	6184.11	5297.64	
			108" (2743mm)	GAC2-20A8-LGSN	G7	5440.87	6485.05	6642.75	6956.07	5958.52	
	Laminate – Grade B										
	39" (991mm)	20" (508mm)	36" (914mm)	GAC2-2036-LGSN	G7	\$1940.20	\$2288.14	\$2340.12	\$ 2445.24	\$2114.17	
			48" (1219mm)	GAC2-2048-LGSN	G7	2583.70	3047.68	3117.28	3257.10	2814.95	
			54" (1372mm)	GAC2-2054-LGSN	G7	2905.45	3427.45	3505.86	3663.03	3165.34	
			72" (1829mm)	GAC2-2072-LGSN	G7	3870.70	4566.76	4671.60	4880.82	4216.51	
			96" (2438mm)	GAC2-2096-LGSN	G7	5157.70	6085.84	6225.92	6504.54	5618.07	
			108" (2743mm)	GAC2-20A8-LGSN	G7	5801.20	6845.38	7003.08	7316.40	6318.85	
	Wood Group A										
	39" (991mm)	20" (508mm)	36" (914mm)	GAC2-2036-WGSN	G7	\$2981.91	\$3329.85	\$3381.83	\$ 3486.95	\$3155.88	
			48" (1219mm)	GAC2-2048-WGSN	G7	3901.63	4365.61	4435.21	4575.03	4132.88	
			54" (1372mm)	GAC2-2054-WGSN	G7	4361.49	4883.49	4961.90	5119.07	4621.38	
		72" (1829mm)	GAC2-2072-WGSN	G7	5741.07	6437.13	6541.97	6751.19	6086.88		
		96" (2438mm)	GAC2-2096-WGSN	G7	7580.51	8508.65	8648.73	8927.35	8040.88		
		108" (2743mm)	GAC2-20A8-WGSN	G7	8500.23	9544.41	9702.11	10015.43	9017.88		
Wood Group B											
39" (991mm)	20" (508mm)	36" (914mm)	GAC2-2036-WGSN	G7	\$3051.92	\$3399.86	\$3451.84	\$ 3556.96	\$3225.89		
		48" (1219mm)	GAC2-2048-WGSN	G7	3990.52	4454.50	4524.10	4663.92	4221.77		
		54" (1372mm)	GAC2-2054-WGSN	G7	4459.82	4981.82	5060.23	5217.40	4719.71		
		72" (1829mm)	GAC2-2072-WGSN	G7	5867.72	6563.78	6668.62	6877.84	6213.53		
		96" (2438mm)	GAC2-2096-WGSN	G7	7744.92	8673.06	8813.14	9091.76	8205.29		
		108" (2743mm)	GAC2-20A8-WGSN	G7	8683.52	9727.70	9885.40	10198.72	9201.17		

Features

- Includes 29" (737mm) high base cabinet with two shelves, doors, legs and 10" (254mm) high upper slider unit with glass or acrylic slider doors, pulls and hardware.
- **Credenza top is ordered separately.**
- Laminate with 1mm edgeband or wood veneer with 1mm wood edgeband.
- Wood door fronts are matched veneer.
- 1/8" (3mm) reveal between base and slider unit and between slider unit and credenza top.
- Credenza available in standard core.
- Cabinet doors have touch latches.
- Slider unit doors are glass or translucent with painted aluminum bar pulls.
- Optional locks are available in black or chrome.
- For lock options refer to Lock Program Price List.
- Leg is 2 1/4" (57mm) high painted metal.
- Available with black glides only; 1 1/2" (38mm) height adjustment.
- Cabinet includes one adjustable shelf per cabinet with 1/4" (6mm) adjustment increments.
 - 36" (914mm) wide has two doors and four legs
 - 48" (1219mm) wide has three doors and four legs
 - 54" (1372mm) wide has three doors and four legs
 - 72" (1829mm) wide has four doors and six legs
 - 96" (2438mm) wide has six doors and six legs
 - 108" (2743mm) wide has six doors and six legs
- Ships unassembled.

Specification Tip

- **Must order a 1 3/16" (30mm) thick credenza top separately.**

* Overall height includes credenza base legs, reveal, slider unit and separately specified credenza top.

To Order, Specify:

- 1) Product number, including:

① Locking Option:

- N** Non-locking
- A** All locking, add **\$114.57** list
- L** Slider unit locking only, add **\$57.28** list

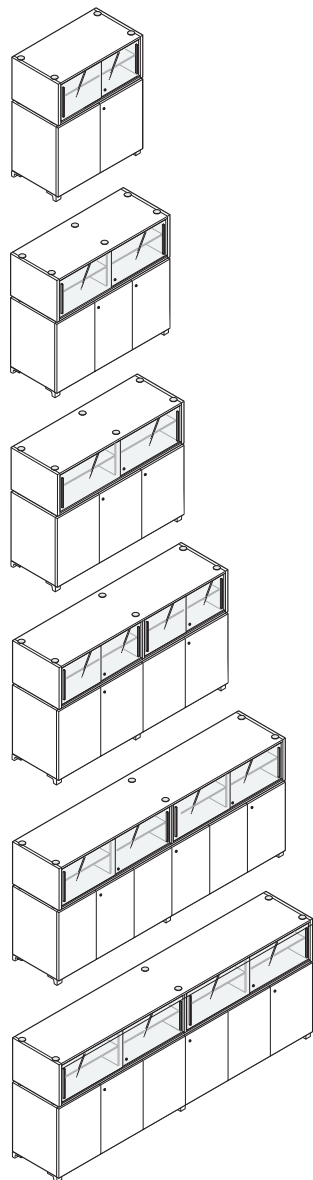
- 2) Laminate surface color or wood finish color.
- 3) Edge trim color for laminate.
- 4) Leg and slider pull trim color.
- 5) Slider unit glass/translucent door.
- 6) Lock plug trim color.
 - Black – LR-BL
 - Chrome – LR-BP

Note: \$39.52 upcharge (list) for Metallic trim colors.

GAC2

Planes Credenza Base with Slider Unit — 45" High

Overall Height*	Depth	Width	Number	①	Glass					Translucent
					A	C	D	F		
Credenza Base – 45"(1143mm) High with Slider Unit – Laminate or Wood	Laminate – Grade A									
	45"(1143mm)	20"(508mm)	36"(914mm)	GAC2-2036-LGSN	G9	\$2116.29	\$ 2464.23	\$ 2516.21	\$ 2621.33	\$ 2290.26
			48"(1219mm)	GAC2-2048-LGSN	G9	2817.69	3281.67	3351.27	3491.09	3048.94
			54"(1372mm)	GAC2-2054-LGSN	G9	3168.39	3690.39	3768.80	3925.97	3428.28
			72"(1829mm)	GAC2-2072-LGSN	G9	4220.49	4916.55	5021.39	5230.61	4566.30
			96"(2438mm)	GAC2-2096-LGSN	G9	5623.29	6551.43	6691.51	6970.13	6083.66
			108"(2743mm)	GAC2-20A8-LGSN	G9	6324.69	7368.87	7526.57	7839.89	6842.34
	Laminate – Grade B									
	45"(1143mm)	20"(508mm)	36"(914mm)	GAC2-2036-LGSN	G9	\$2237.22	\$ 2585.16	\$ 2637.14	\$ 2742.26	\$ 2411.19
			48"(1219mm)	GAC2-2048-LGSN	G9	2978.52	3442.50	3512.10	3651.92	3209.77
			54"(1372mm)	GAC2-2054-LGSN	G9	3349.17	3871.17	3949.58	4106.75	3609.06
			72"(1829mm)	GAC2-2072-LGSN	G9	4461.12	5157.18	5262.02	5471.24	4806.93
			96"(2438mm)	GAC2-2096-LGSN	G9	5943.72	6871.86	7011.94	7290.56	6404.09
			108"(2743mm)	GAC2-20A8-LGSN	G9	6685.02	7729.20	7886.90	8200.22	7202.67
	Wood Group A									
	45"(1143mm)	20"(508mm)	36"(914mm)	GAC2-2036-WGSN	G9	\$3278.93	\$ 3626.87	\$ 3678.85	\$ 3783.97	\$ 3452.90
			48"(1219mm)	GAC2-2048-WGSN	G9	4296.45	4760.43	4830.03	4969.85	4527.70
			54"(1372mm)	GAC2-2054-WGSN	G9	4805.21	5327.21	5405.62	5562.79	5065.10
		72"(1829mm)	GAC2-2072-WGSN	G9	6331.49	7027.55	7132.39	7341.61	6677.30	
		96"(2438mm)	GAC2-2096-WGSN	G9	8366.53	9294.67	9434.75	9713.37	8826.90	
		108"(2743mm)	GAC2-20A8-WGSN	G9	9384.05	10428.23	10585.93	10899.25	9901.70	
Wood Group B										
45"(1143mm)	20"(508mm)	36"(914mm)	GAC2-2036-WGSN	G9	\$3348.94	\$ 3696.88	\$ 3748.86	\$ 3853.98	\$ 3522.91	
		48"(1219mm)	GAC2-2048-WGSN	G9	4385.34	4849.32	4918.92	5058.74	4616.59	
		54"(1372mm)	GAC2-2054-WGSN	G9	4903.54	5425.54	5503.95	5661.12	5163.43	
		72"(1829mm)	GAC2-2072-WGSN	G9	6458.14	7154.20	7259.04	7468.26	6803.95	
		96"(2438mm)	GAC2-2096-WGSN	G9	8530.94	9459.08	9599.16	9877.78	8991.31	
		108"(2743mm)	GAC2-20A8-WGSN	G9	9567.34	10611.52	10769.22	11082.54	10084.99	



GAC2

Features

- Includes 29"(737mm) high base cabinet with two shelves, doors, legs and 16"(406mm) high upper slider unit with one shelf, glass or translucent slider doors, pulls and hardware.
- **Credenza top is ordered separately.**
- Laminate with 1mm edgeband or wood veneer with 1mm wood edgeband.
- 1/8"(3mm) reveal between base and slider unit and between slider unit and credenza top.
- Credenza available in standard core.
- Cabinet doors have touch latches.
- Slider unit doors are glass or translucent with painted aluminum bar pulls.
- Optional locks are available in black or chrome.
- Lock plugs and keys are shipped with random numbering unless specified as keyed-alike or master-keyed.
- Leg is 2 1/4"(57mm) high painted metal.
- Available with black glides only; 1 1/2"(38mm) height adjustment.
- Slider unit includes one adjustable shelf per unit.
- Cabinet includes one adjustable shelf per cabinet with 1 1/4"(32mm) adjustment increments.
 - 36"(914mm) wide has two doors and four legs
 - 48"(1219mm) wide has three doors and four legs
 - 54"(1372mm) wide has three doors and four legs
 - 72"(1829mm) wide has four doors and six legs
 - 96"(2438mm) wide has six doors and six legs
 - 108"(2743mm) wide has six doors and six legs
- Ships unassembled.

To Order, Specify:

- 1) Product number, including:

① Locking Option:

- N** Non-locking
- A** All locking, add \$114.57 list
- L** Slider unit locking only, add \$57.28 list

- 2) Laminate surface color or wood finish color.
- 3) Edge trim color for laminate.
- 4) Leg and slider pull trim color.
- 5) Slider unit glass/translucent door.
- 6) Lock plug trim color.
 - Black – LR-BL
 - Chrome – LR-BP

Note: \$39.52 upcharge (list) for Metallic trim color.

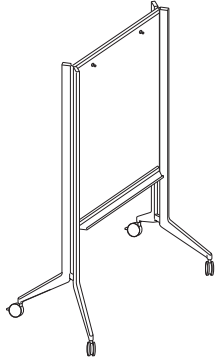
Specification Tip

- **Must order a 1 3/16"(30mm) thick credenza top separately.**

* Overall height includes credenza base legs, reveal, slider unit and separately specified credenza top.

Planes Information Display — Easels

	Height	Depth	Width	Number	①	Price A	B
Standard Easel	75"(1905mm)	28"(711mm)	45"(1143mm)	KAIE-0029-LJS	■ B	\$1262.35	\$1301.60



KAIE-0029

Features

- Includes frame and attached, two-sided laminate writing surface/center board with attached marker tray.
- Includes four dry erase markers and one eraser.
- **One information board can be hung from each side of easel; specify separately.**
- Center board has pins to allow hanging of standard size easel paper pad.
- Writable surface/center board is 0.64"(16mm) thick with 1mm bright white edgeband and has a 31"(787mm) wide x 43"(1092mm) high writing surface.
- Aluminum frame available in metallic trim colors only.
- Easel marker tray is 30"(762mm) wide x 1 3/8"(35mm) high x 3"(76mm) deep. Accessible from one side only.
- Optional casters or glides are field interchangeable:
 - Casters (two locking/two non-locking) are available with:
 - Light platinum or fog hub with graphite tread, or
 - black hub with black tread.
- Optional glides (four) are available in light platinum, fog or black with 1/2"(13mm) height adjustment.
 - Glide stem is painted to match base; glide base disc color must be specified.
- Easel can be used as a projection screen and/or space divider.
- Easel height with information board(s) attached is 78"(1981mm).
- Markers and erasers not included.
- Ships unassembled.
- Available on RUSH.

Specification Tips

- Only Planes information boards can be hung off the Planes easel.
- The following Planes products are separately specified:
 - Information Boards
- **The following products are recommended to maintain the markerboard appearance:**
 - Dry erase marker kit (includes holder, six markers and eraser), order part# 7062-8001.
 - Markerboard cleaner and conditioner, order part# 7031-7001.
 - Markerboard spray cleaner, order part# 7031-7002.

To Order, Specify:

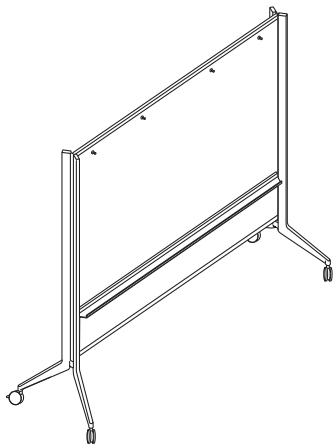
- 1) Product number, including:

① Base Option:

- C Caster
- G Glide

- 2) Frame trim color.
- 3) Caster/Glide base disc trim color:
 - Black – TR-F
 - Fog – TR-7
 - Light Platinum – TR-LPL

Large Easel	75"(1905mm)	28"(711mm)	88"(2235mm)	KAIE-0072-LJS	■ B	\$2294.51	\$2333.76
--------------------	-------------	------------	-------------	---------------	-----	-----------	-----------



KAIE-0072

Features

- Includes frame, and attached, two-sided laminate writing surface/center board with attached marker tray.
- Markers and erasers not included.
- **Two information boards can be hung from each side of easel; specify separately.**
- Center board has pins to allow hanging of standard size easel paper pads.
- Writable surface/center board is 0.64"(16mm) thick with 1mm bright white edgeband and has a 74"(1880mm) wide x 43"(1092mm) high writing surface.
- Aluminum frame available in metallic trim colors only.
- Easel marker tray is 73"(1854mm) wide x 1 3/8"(35mm) high x 3"(76mm) deep. Accessible from one side only.
- Optional casters or glides are field interchangeable:
 - Casters (two locking/two non-locking) are available with:
 - Light platinum or fog hub with graphite tread, or
 - black hub with black tread.
- Optional glides (four) are available in light platinum, fog or black with 1/2"(13mm) height adjustment.
 - Glide stem is painted to match base; glide base disc color must be specified.
- Easel can be used as a projection screen and/or space divider.
- Easel height with information board(s) attached is 78"(1981mm).
- Ships unassembled.

Specification Tips

- Only Planes information boards can be hung off the Planes easel.
- The following Planes products are separately specified:
 - Information Boards
- **The following products are recommended to maintain the markerboard appearance:**
 - Dry erase marker kit (includes holder, six markers and eraser), order part# 7062-8001.
 - Markerboard cleaner and conditioner, order part# 7031-7001.
 - Markerboard spray cleaner, order part# 7031-7002.

To Order, Specify:

- 1) Product number, including:

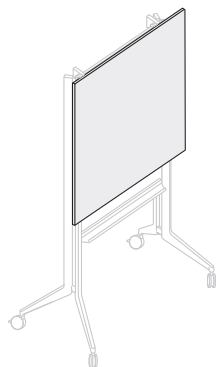
① Base Option:

- C Caster
- G Glide

- 2) Frame trim color.
- 3) Caster/Glide base disc trim color:
 - Black – TR-F
 - Fog – TR-7
 - Light Platinum – TR-LPL

Planes Information Display – Boards and Accessories

	Height	Width	Number	Price
Information Boards	42"(1067mm)	40"(1016mm)	KAIB-0040-LJSNA ■	\$450.32



KAIB-0040

Features

- Includes one information board and attachment cleats.
 - Markers and erasers not included.
 - Laminate writable surface/information boards are 0.64"(16mm) thick with one usable side and 1mm bright white edgeband.
 - Safety interlock prevents dislodgement from easels and horizontal wall rail.
 - Lightweight construction – each board is approximately 19 pounds.
 - Information board cleats and bumpers are light platinum.
 - Ships assembled.
- Available on RUSH.

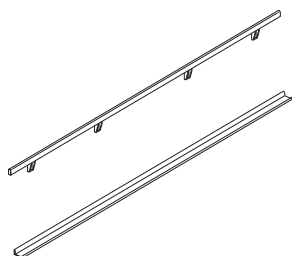
To Order, Specify:

- 1) Product number.
(No finish specification required.)

Specification Tips

- **Planes information boards add 3"(76mm) to overall easel height.**
- Information board back cleats (2) fit over top rail of easel and lower bumpers (2) allow vertical alignment.
- The following Planes products are separately specified:
 - Standard Easel
 - Large Easel
 - Horizontal Wall Rail for Information Boards
- **The following products are recommended to maintain the markerboard appearance:**
 - Dry erase marker kit (includes holder, six markers and eraser), order part# 7062-8001.
 - Markerboard cleaner and conditioner, order part# 7031-7001.
 - Markerboard spray cleaner, order part# 7031-7002.

Horizontal Wall Rail for Information Boards



KAIW-0096

Height	Depth	Width	Number	Price A	Price B
		96"(2438mm)	KAIW-0096 ■	\$1032.16	\$1071.68

Features

- Includes upper and lower rails, four wall cleats, two end caps and hardware.
 - Lower rail also functions as a 2 1/4"(57mm) x 96"(2438mm) marker tray.
 - 96"(2438mm) horizontal wall rail accommodates two information boards side-by-side.
 - Rails can be cut down to accommodate desired width.
 - Rails available in metallic trim colors only.
 - Rail end caps and cleats are light platinum.
 - Wall rails are mounted horizontally.
 - Ships unassembled.
- Available on RUSH.

To Order, Specify:

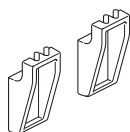
- 1) Product number.
- 2) Trim color for rail.

Note: \$39.52 upcharge (list) for Metallic and accent trim colors.

Specification Tips

- **Planes horizontal wall rail requires proper structural wall backing for support. Mounting hardware is field supplied.**
- The following Planes products are separately specified:
 - Information Boards

Wall Cleat for Information Boards



KAIH-0000

Height	Depth	Width	Number	Price
3-1/2"(89mm)	1-1/2"(38mm)	1-3/4"(44mm)	KAIH-0000	\$73.84

Features

- Includes two cleats in light platinum.
- For use with the Planes information board horizontal wall rail in field modified application.

To Order, Specify:

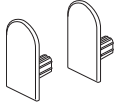
- 1) Product number.
(No finish specification required.)

Specification Tip

- **Planes horizontal wall rail requires proper structural wall backing for support. Mounting hardware is field supplied.**

Planes Information Display – Boards and Accessories

	Number	Price
Horizontal Wall Rail End Caps	KAIC-0000	\$13.10



KAIC-0000

Features

- Includes two end caps in light platinum.
- For use with the Planes information board horizontal wall rail in field modified application.

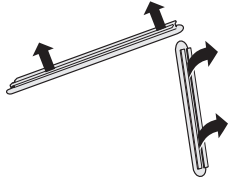
To Order, Specify:

- 1) Product number.
(No finish specification required.)

Specification Tip

- Planes horizontal wall rail requires proper structural wall backing for support. Mounting hardware is field supplied.

Y-Leg Bumper



TA01-0214

Description	Number	Price
For use on 30"(762mm) deep top	TA01-0214	\$7.43

Feature

- Includes 4 bumpers in light platinum, for easel Y-leg.

To Order, Specify:

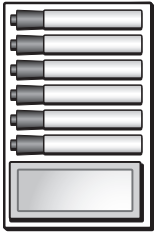
- 1) Product number
(No color specification required.)

Specification Tip

- Protects Y-leg tables when nested.

Planes Information Display – Boards and Accessories

	Description	Number	Price
Markerboard Accessories	Dry Erase Marker Kit (holder, six markers and eraser)	7062-8001	\$111.28
	Cleaner and Conditioner	7031-7001	120.75
	Spray Cleaner	7031-7002	40.56



7062-8001



7031-7002



7031-7001

Feature

- Recommended dry erase marker products to maintain, clean & condition markerboards.

To Order, Specify:

- 1) Product number
(No finish specification required.)

Planes Preferred Finishes

The surface materials shown on this page were selected to support the design intent of the products.

	Table, Credenza Case, Cart Case		Credenza Slider Unit Doors	Cart Frame, Easel Frame, Wall Rail, Grommet, Table Base	Casters/Glide Base Disc	Credenza Foot and Slider Track, Door Pull
	Surface	Edge Trims				
Textured Paint – Grade A						
Cement				TR-TY		
Grout				TR-TG		
Pitch				TR-TF		
Plaster				TR-TW		
Metallic Paint – Grade B*						
Champagne				TR-MC		TR-MC
Silver				TR-LE		TR-LE
Accent Paint – Grade B*						
Accent Blue				TR-1C		
Accent Green				TR-1D		
Accent Orange				TR-1E		
Accent Red				TR-1F		
Laminate – Solid – Grade A						
Linen	H-WL	HP-WL				
Platinum	H-3P	HP-3P				
Putty	H-AA	HP-AA				
Laminate – Premium Wood Grain – Grade B*						
Brazilwood	H-KA	HP-KA*				
Colombian Walnut	H-KG	HP-KG*				
New Age Oak	H-KC	HP-KC*				
River Cherry	H-KD	HP-KD*				
Sanara	H-KE	HP-KE*				
Williamsburg Cherry	H-KF	HP-KF*				
Glass (Grade)						
Clear, Std., Tempered (A)			2G-01C			
Satin Etched, Std., Tempered (C)			2G-E21			
White Backpainted, Std., Tempered (D)			2G-SSW			
White Backpainted, Low Iron, Tempered (F)			2G-SLW			
Casters/Glide Base Disc						
Black					TR-F	
Fog					TR-7	
Light Platinum					TR-LPL	
Translucent – Grade C						
White			55-WT			

*Edgeband and Knife Edge only. T-mold and Cascade Edges are not available with wood grain edge trim. Refer to the Surface Collection Information on haworth.com regarding finish availability.

Components that have a non-specifiable finish

	Anodized Aluminum	Light Platinum	Light Platinum Hub and Graphite Tread	White
Bezels for Power and Data	●			
Bezel Interior and Outlets				●
Caster			●	
Conference Table Glide		●		
Y-Leg Glide		●		

See page 275 for additional finishes.

Customer's Own Material (COM)

For general Customer's Own Material information including: processes and forms, please refer to: Surfaces.Haworth.com

For information on approved COM's, please refer to: Surfaces.Haworth.com

For information on Haworth+ Alliance Program, please refer to: Surfaces.Haworth.com

Planes Legacy Finishes

The surface materials shown on this page are additional finishes available on the products.

	Table Credenza Case, Cart Case		Cart Frame, Easel Frame, Wall Rail, Grommet, Table Base	Credenza Foot, Door Pull, Credenza Slider Track
	Surface	Edge Trims		
Paint – Grade A				
Beige	TR-R		TR-R	TR-R
Chalk	TR-AK		TR-AK	TR-AK
Charcoal	TR-K		TR-K	TR-K
Graphite	TR-J		TR-J	TR-J
Gray Tone	TR-G		TR-G	TR-G
Putty	TR-AA		TR-AA	TR-AA
Smoke	TR-E		TR-E	TR-E
Metallic Paint – Grade B				
Gunmetal			TR-MG	TR-MG
Laminate – Solid – Grade A				
Beige	H-34	HP-34		
Chalk	H-AK	HP-AK		
Charcoal	H-8J	HP-8J		
Graphite	H-3J	HP-3J		
Gray Tone	H-62	HP-62		
Shadow (Charcoal) – Grade B		HP-LU**		
Smoke	H-3E	HP-3E		
Laminate – Wood Grain – Grade A				
Amber Cherry	H-AM	HP-AM*		
Maple	H-AE	HP-AE*		
Laminate Patterned – Grade A				
Barley Grain	H-DH			
Oaks Grain	H-DA			
Wheat Grain	H-DE			
Owl Nest	H-EK			
Quail Nest	H-EC			
Rhea Nest	H-ED			
Robin Nest	H-EA			
Grey Spex	H-22			
White Spex	H-21			


*Edgeband and Knife Edge only. T-mold and Cascade Edges are not available with wood grain edge trim.

**Cascade Edge

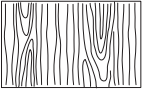
Alert:
 These materials are current, however they are being considered for future obsolescence due to low volume.
 Medium Cherry H-AD

Planes Wood Finishes

Preferred

Wood Group	Veneer Type	Variety	Cutting Technique	Surface	Matching Technique	Grain Direction		Finish Name/ Color	Specification Number
						Panel Face	Component Face		
	Double Cut	Obeche	Double Cut	Open Pore	N/A	Horizontal	Horizontal	Applegate	2P-RL
								Beachwood	WL-RL
								Butternut	2R-RL
								Ebony	WJ-RE
								Echo	2N-RL
								Melba	WE-RT
								Sorrel	WF-RC
Wenge	WC-RW								

Legacy

Wood Group	Veneer Type	Variety	Cutting Technique	Surface	Matching Technique	Grain Direction		Finish Name/ Color	Specification Number	
						Panel Face	Component Face			
	Natural	Maple	Plain Sliced	Open Pore	Book Matched	Vertical	Vertical	Light Maple	VP-LM	
								Natural on Maple	VP-N	
								Sand on Maple	VP-AD	
	Natural	Cherry	Plain Sliced	Open Pore	Book Matched	Vertical	Vertical	Medium Cherry	VC-U	
								Amber on Cherry	VC-CA1	
								Classic on Cherry	VC-83	
								American on Cherry	VC-W23	
	Natural	Oak	Plain Sliced	Open Pore	Book Matched	Vertical	Vertical	Natural on Oak	VJ-W05	
								Natural	Walnut	Plain Sliced
									Retro on Walnut	VR-W31
									Mahogany Satin on Walnut	VR-W21
									Naturally Walnut	VR-W12

Forest Stewardship Council (FSC) Statement:

In our continuing support of sustainable forestry and responsible purchasing, Haworth North America is offering FSC certified wood products at no up-charge. By providing FSC certified material, Haworth is supporting our client's green building goals and demonstrating our collective commitment to source materials more sustainably.

To designate a product as FSC at the time of order entry:

- Specify the product as FSC through the appropriate FSC electronic catalog. The corresponding FSC marketing program will be applied to the appropriate products.

To designate a product as FSC at the line item level:

- In Lynx, go to "Program" and select "Forest Stewardship Normal". (Please note Orderline no longer supports FSC orders. Please place all FSC orders through Lynx)

Designating FSC at the time of order entry will provide you with the necessary FSC-certified paperwork. For more information, FAQs, and a complete FSC product list (including product exceptions), go to the Library and search FSC.

Alert:

These materials are current, however they are being considered for future obsolescence due to low volume.

- Crown on Cherry VC-W24
- Cordovan on Walnut VR-W13

Systems Fabrics/Color Legend

System Fabrics listed apply to Planes Training Table Modesty Panel.

• To obtain fabric samples contact your authorized Haworth dealer.

Ⓧ = Directional fabric

Ⓝ = Non-directional fabric

■ Available on RUSH.

• Fabric and finish availability as well as technical information are subject to change; refer to Surfaces.Haworth.com for current information.
 (1) Available on screens.

Fabric Grade: A Ⓧ
HIGHLANDS
100% Recycled Polyester
(100% REPREVE®)
 L6-AG Glen ■
 L6-AH Heather ■
 L6-AL Loch ■
 L6-AM Moor ■
 L6-AP Peat ■
 L6-AT Thatch ■

Fabric Grade: A Ⓧ
IOWA
52% Post Industrial Recycled Polyester,
48% Post Consumer Recycled Polyester
 FZ-10 Badger ■
 FZ-6 Bixby ■
 FZ-3 Bobwhite ■
 FZ-2 Cedar Rock ■
 FZ-11 Clear Lake ■
 FZ-13 Emerson ■
 FZ-7 Gar ■
 FZ-9 Honeycreek ■
 FZ-1 Manawa ■
 FZ-5 Rice Lake ■
 FZ-4 Trappers Bay ■
 FZ-12 Walnut Woods ■
 FZ-8 Wapello ■

Fabric Grade: A Ⓧ
POINT(1)
100% Polyester
 EE-0AG Compass ■
 EE-0AC Decimal ■
 EE-0AF Focal ■
 EE-0AD Nib ■
 EE-0AA Peak ■
 EE-0AE Vertex ■

Fabric Grade: A Ⓧ
SAVOY
51% Virgin Polyester,
49% Recycled Polyester
 FJ-CC Apache ■
 FJ-AD Balsam ■
 FJ-AP Bisque ■
 FJ-AE Blue Ridge ■
 FJ-AA Blue Willow ■
 FJ-CA Breaker ■
 FJ-AR Chamois ■
 FJ-AK Elephant ■
 FJ-AL Glacier ■
 FJ-AX Mango ■
 FJ-AY Maya ■
 FJ-AW Poplar ■
 FJ-CD Raisin ■
 FJ-AT Shallot ■
 FJ-AM Stainless ■
 FJ-AF Tempest ■

Fabric Grade: A Ⓧ
STRIAE
42% Post Industrial Recycled Polyester, 42% Post Consumer Recycled Polyester, 16% Polyester
(84% REPREVE®)
 C1-AJ Beam ■
 C1-AM Band ■
 C1-AH Element ■
 C1-AF Fillet ■
 C1-AC Moonlight ■
 C1-AE Ray ■
 C1-AK Ribbon ■
 C1-AD Straws ■
 C1-AA Stream ■
 C1-AL Trace ■

Fabric Grade A Ⓧ
TAILORED
100% Post Consumer Recycled Polyester
 PY-AL Alter ■
 PY-BU Buttons ■
 PY-DR Draper ■
 PY-FC French Chalk ■
 PY-HE Hem ■
 PY-MA Mannequin ■
 PY-SE Seam ■
 PY-SH Shears ■
 PY-SU Suit ■
 PY-TH Thread ■
 PY-TR Tradition ■

Fabric Grade: A Ⓧ
TATAMI(1)
100% Polyester
 W5-1 Agave ■
 W5-2 Coir ■
 W5-3 Geta ■
 W5-4 Hemp ■
 W5-5 Jute ■
 W5-6 Kayak ■
 W5-7 Kobe ■
 W5-8 Saffron ■
 W5-9 Sapporo ■
 W5-10 Sisal ■
 W5-12 Tabi ■
 W5-11 Tesori ■

Fabric Grade A Ⓧ
TUSCAN
65% Post Industrial Recycled Polyester/ 35% Post Consumer Recycled Polyester/ (35% REPREVE®)
 TK-AR Arno ■
 TK-CA Carrara ■
 TK-DA David ■
 TK-ET Etruscan ■
 TK-FL Florence ■
 TK-LM Limoncello ■
 TK-MA Masonry ■
 TK-ME Medici ■
 TK-TR Olive Tree ■
 TK-PS Pisa ■
 TK-RM Romanesque ■
 TK-RU Rustic ■
 TK-SE Siena ■

Fabric Grade: B Ⓧ
BISCOTTI
100% Recycled Polyester
 FN-AJ Atlantis ■
 FN-AE Copper ■
 FN-AW Curry ■
 FN-AT Fig ■
 FN-AL Fresco ■
 FN-AX Icing ■
 FN-AR Macaroon ■
 FN-AF Maize ■
 FN-AG Opal Gray ■
 FN-AD Pesto ■
 FN-AC Phoenician ■
 FN-AH Sea Spray ■
 FN-AA Shark ■
 FN-AN Silver Ash ■
 FN-AP Torte ■
 FN-AM Wafer ■

Fabric Grade: B Ⓧ
CLASSIC
82% Recycled Polyester, 18% Polyester
(82% REPREVE®)
 L5-AA Musical ■
 L5-AC Radio ■
 L5-AD Drama ■
 L5-AF Comedy ■
 L5-AG Car ■
 L5-AJ Art ■
 L5-AH Design ■
 L5-AR Dance ■
 L5-AS Song ■
 L5-AT Movie ■

Fabric Grade: B Ⓧ
KIO
100% Recycled Polyester
 ZR-6 Bennett ■
 ZR-8 Cascade ■
 ZR-7 Crew ■
 ZR-5 FUD ■
 ZR-3 Jeanlin ■
 ZR-1 Jib ■
 ZR-11 Reeds Lake ■
 ZR-13 Regatta ■
 ZR-10 Sailor ■
 ZR-2 Sentra ■
 ZR-12 Smurf ■
 ZR-9 TSJ ■
 ZR-4 Yippi Kio ■

Fabric Grade: B Ⓧ
HUE
62% Antimony Free Polyester, 38% Virgin Polyester
 6-BK Bark ■
 6-ED Eddy ■
 6-FR Froth ■
 6-GK Ginko ■
 6-LT Latte ■
 6-LF Leaf ■
 6-LM Lemon ■
 6-MG Marigold ■
 6-MR Marine ■
 6-PP Poppy ■
 6-RD Red ■
 6-SS Seaside ■
 6-SP Spring ■
 6-ST Steam ■
 6-TQ Turquoise ■
 6-WP Wisp ■

Fabric Grade: B Ⓧ
PUZZLER
52% Post Consumer Recycled Polyester, 48% Post Industrial Recycled Polyester
 7L-C Clue ■
 7L-CR Cryptic ■
 7L-E Enigma ■
 7L-I Intrigue ■
 7L-M Maze ■
 7L-R Riddle ■

Fabric Grade B Ⓧ
RITZ
49% Post Industrial Recycled Polyester/ 51% Post Consumer Recycled Polyester/ (51% REPREVE®)
 PV-BR Bravo ■
 PV-BT Black Tie ■
 PV-CA Candle Light ■
 PV-CH Champagne ■
 PV-CL Classy ■
 PV-CT Class Act ■
 PV-FR Formal ■
 PV-VA Ovation ■
 PV-WT White Tie ■

Systems Fabrics/Color Legend

Fabric Grade: B (d)

SHIMMER

100% Recycled Polyester

- WS-5 Cellophane
- WS-8 Copper
- WS-13 Dew
- WS-14 Diamond
- WS-9 Flaxen
- WS-4 Gems
- WS-11 Glass
- WS-1 Glitter
- WS-10 Mirage
- WS-16 Mirror
- WS-2 Moonlight
- WS-6 Puddle
- WS-15 Reflection
- WS-12 Stars
- WS-3 Water
- WS-7 Wet Grass

Fabric Grade: B (d)

TRAFFIC

76% Post Consumer Recycled Polyester, 24% Post Industrial Recycled Polyester

- WZ-9 Autobon
- WZ-6 Country Drive
- WZ-7 Freeway
- WZ-5 Gridlock
- WZ-1 Jam
- WZ-3 Merge
- WZ-8 Route 66
- WZ-4 Ticket
- WZ-2 Yield

Fabric Grade C (d)

BIRDS NEST

38% Post Industrial Recycled Polyester/

20% Post Consumer Recycled Polyester/ 42% Recycled Polyester (20% REPREVE®)

- PH-CA Canary
- PH-EA Eagle
- PH-EG Egret
- PH-FA Falcon
- PH-HE Heron
- PH-HU Hummingbird
- PH-MD Morning Dove
- PH-NU Nuthatch
- PH-WL Owl
- PH-RA Raven
- PH-SA Sandpiper
- PH-ST Stork
- PH-SW Swan

Fabric Grade C (d)

GEODE

34% Post Industrial Recycled Polyester/ 26% Post Consumer Recycled Polyester/ 40% Recycled Polyester (26% REPREVE®)

- PR-BS Bismuth
- PR-CA Calcite
- PR-CT Citrine
- PR-CR Crystal
- PR-FL Fluorite
- PR-GA Galena
- PR-HL Hollow
- PR-MA Malachite
- PR-QU Quartz
- PR-WN Wonder

Fabric Grade: C (d)

MAYPOLE by Maharam⁽¹⁾

100% Polyester

- 2D-004 Reed
- 2D-003 Rush
- 2D-006 Sway
- 2D-001 Tone
- 2D-005 Twirl
- 2D-002 Waver

Systems

ALERT: These materials are current, however they are being considered for future obsolescence due to low volume.

Fabric Grade: B (d)

LANDSCAPE⁽¹⁾

100% Recycled Polyester

- C2-AD Estate
- C2-AH Harvest
- C2-AJ Panorama
- C2-AF Parkland
- C2-AC Photograph
- C2-AE Seascape
- C2-AA Vista

Fabric Grade: B (d)

TRAX

76% Post Consumer Recycled Polyester, 24% Post Industrial Recycled Polyester








- W9-8 Back
- W9-5 Cover Your
- W9-2 Eight
- W9-4 Field
- W9-6 Railroad
- W9-1 Sand
- W9-7 Tire
- W9-3 Trolley

Seating Fabrics/Screen COM

Fabric Grade: A 

TELLURE

100% Polyester

- 3A-31 Aegean
- 3A-18 Black 
- 3A-20 Burgundy 
- 3A-40 Chocolate
- 3A-28 Dynamo 
- 3A-22 Galaxy 
- 3A-42 Geranium
- 3A-36 Grass
- 3A-35 Ivory
- 3A-23 Jodhpurs 
- 3A-33 Miami
- 3A-19 Navy 
- 3A-06 Nickel 
- 3A-34 Ocean
- 3A-32 Sky
- 3A-38 Slate
- 3A-37 Spring
- 3A-39 Steel
- 3A-41 Sunflower
- 3A-43 Tomato

Haworth+
For information on the Haworth+ alliance program, including images and product availability, please refer to: Surfaces.Haworth.com

Customer's Own Material (COM)
For general Customer's Own Material information including: processes and forms, please refer to: Surfaces.Haworth.com
For information on approved COM's, please refer to: Surfaces.Haworth.com
For information on Haworth+ Alliance Program, please refer to: Surfaces.Haworth.com

Planes Training Table Modesty Panel

Height (Nominal Inches)	Catalog Number (Base 2)	Width (Actual Inches)	66" Roll/Linear Yards (Railroad Only)	54" Roll/Linear Yards (Railroad Only)
Full Width Modesty (F)				
13"(330mm)	1336	35.5"(902mm)	0.556	0.741
	1342	41.5"(1054mm)	0.639	0.852
	1348	47.5"(1207mm)	0.722	0.963
	1354	53.5"(1359mm)	0.806	1.074
	1360	59.5"(1511mm)	0.889	1.185
	1366	65.5"(1664mm)	0.972	1.296
	1372	71.5"(1816mm)	1.056	1.407
	1378	77.5"(1969mm)	1.139	1.519
	1384	83.5"(2121mm)	1.222	1.630
	1390	89.5"(2273mm)	1.306	1.741
	1396	95.5"(2426mm)	1.389	1.852
Powered Modesty (P)				
13"(330mm)	1336	29.5"(749mm)	0.472	0.630
	1342	35.5"(902mm)	0.556	0.741
	1348	41.5"(1054mm)	0.639	0.852
	1354	47.5"(1207mm)	0.722	0.963
	1360	53.5"(1359mm)	0.806	1.074
	1366	59.5"(1511mm)	0.889	1.185
	1372	65.5"(1664mm)	0.972	1.296
	1378	71.5"(1816mm)	1.056	1.407
	1384	77.5"(1969mm)	1.139	1.519
	1390	83.5"(2121mm)	1.222	1.630
	1396	89.5"(2273mm)	1.306	1.741

COM Yardage Requirements

Procedure

To confirm approval of or request new approval for COM's, contact the **Haworth Inquiry Center (1.800.426.8562)**, or <http://hub.Haworth.com>, or www.haworth.com > **surface collection** > **COM Library** to determine if the COM you have selected has already been tested and approved for use on our product.

If the fabric is approved, and the directional orientation (directional rightway, directional railroad, or non-directional) of the tested fabric has been confirmed, then refer to the appropriate column in the chart for yardage requirements.

Steps to follow to calculate fabric usage:

- 1) Identify product type and size.
- 2) Determine method in which fabric is to be cut (directional rightway, directional railroad or non-directional).
- 3) Determine fabric roll width.
- 4) Find corresponding fabric usage value from the table.
- 5) Calculate fabric required using the formula below:

$$\text{Fabric usage} = \text{number of units} \times \text{number of sides with fabric} \times \text{fabric usage (from tables)} + C \text{ (constant).}$$

Constant — Compose®, PREMISE®, PLACES® and UniGroup®

Product	C
Panels	2.5
Tackboards, Tackstrips	1.5
OSUs and Flipper Doors	1.5
LFBs and VSUs	1.5
Trim Covers (Finish Post, End of Run)	1.5
Stackable Pads	1.5
Add-ons and Wainscot Panels	1.5

Constant — RACE®

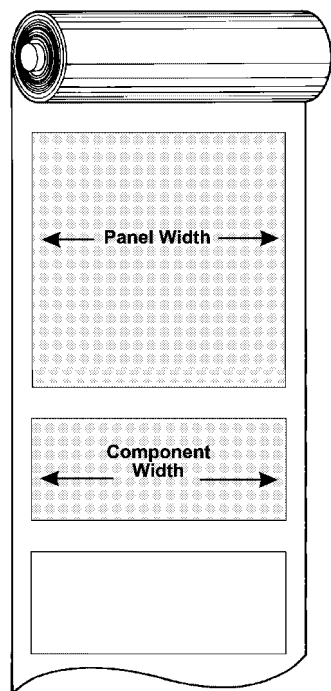
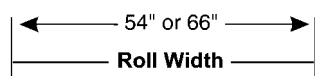
Product	C
Desktop Screens	1.5
RACE Privacy Screens*	0.0
RACE Pads	0.0

*Includes fabric for both sides. Sizes 51"-78" include two screens.

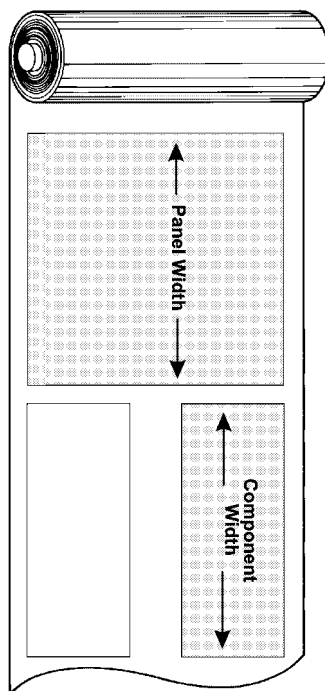
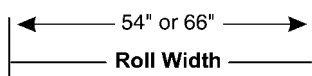
- 6) Repeat steps 1-5 for each product type, size and fabric.
- 7) Add all values together to find total number of linear yards required for the order. Add the appropriate percentage shown below to the total yardage to accommodate fabric flaws, wrinkles and other imperfections.

Up to 500 yards	Add 10%
501 to 1000 yards	Add 5%
More than 1000 yards	Add 3%

Directional Rightway:



Directional Railroad:



Non-Directional:

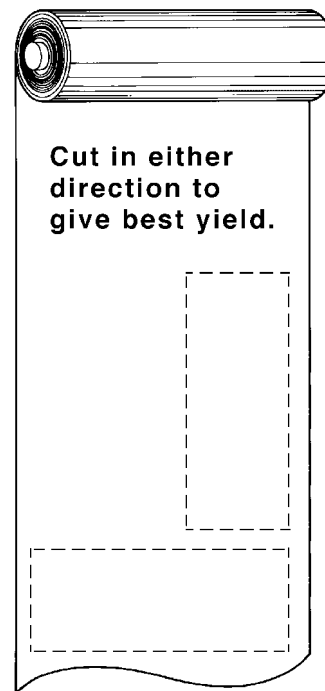
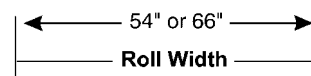


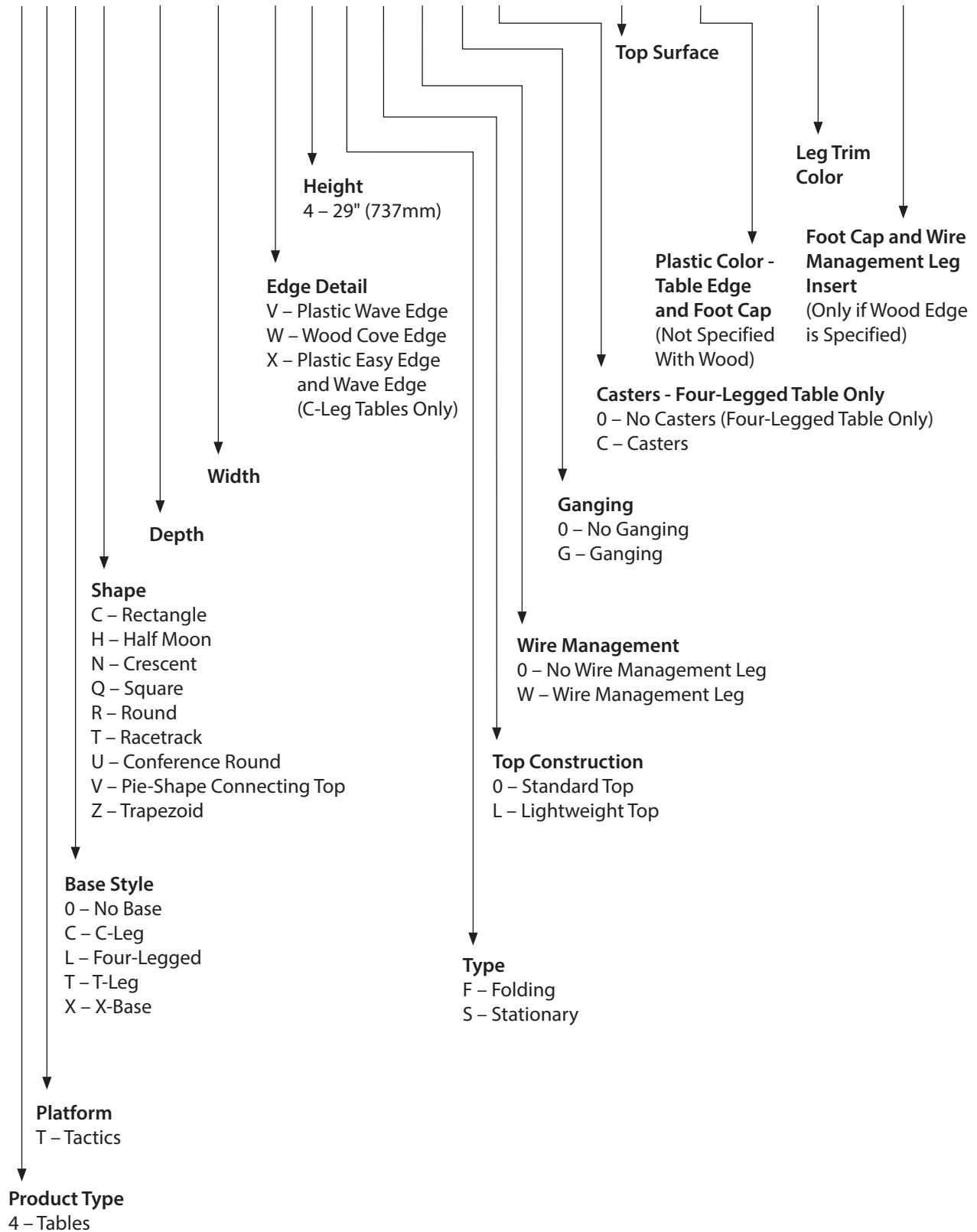
Table of Contents

Product Catalog Logic	282
Product Statement of Line	
T-Leg Tables	284
C-Leg Tables.....	285
X-Base Tables	285
Conference Tables	286
450 Series Tables	287
Features At A Glance.....	288
Product Applications	
T-Leg Table Applications	292
C-Leg Table Applications.....	296
X-Base Table Applications.....	301
Conference Table Applications	303
Power And Communication.....	306
Base Feed Modules	309
Power Distribution Assembly (PDA)	312
Power Connectors	313
Receptacles	314
Desktop Power	315
Power Basics	318
Electrical Planning	321
Power Planning General Guidelines and Checklist	326
Technical Specifications	328
Price List	331

Tactics

EXAMPLE: Tactics Table, T-Leg, rectangle, 18" deep by 72" wide, plastic wave edge, 29" high, stationary, standard top, no wire management leg, ganging, no casters, plastic edge surface, metal painted surface, table top surface.

4TTC-18 72-V 4 S 0 0 G 0, H-BK,TR-K0,TR-F,TR-K0



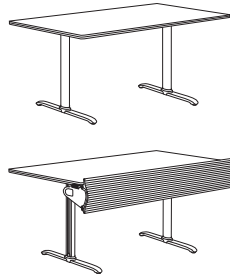
Tactics Statement of Line





























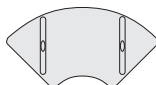







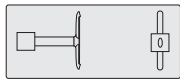
Tactics Tables

T-Leg Tables

Whether you seat a small group around one of these multi-purpose tables or create effective room and table configurations for a crowd, Tactics T-Leg tables will deliver as many or as few features as you need.



			
18" x 60" 16" base	18" x 72" 16" base	18" x 84" 16" base	18" x 96" 16" base
			
24" x 60" 20" base	24" x 72" 20" base	24" x 84" 20" base	24" x 96" 20" base
			
30" x 60" 24" base	30" x 72" 24" base	30" x 84" 24" base	30" x 96" 24" base
			
36" x 60" 28" base	36" x 72" 28" base	36" x 84" 28" base	36" x 96" 28" base
			
36" x 72" 28" base	36" x 84" 28" base	42" x 84" 28" base	42" x 96" 28" base
			
18" x 36" 16" base	24" x 48" 20" base	30" x 60" 24" base	36" x 72" 28" base
			
24" x 48" 20" base	30" x 60" 24" base	36" x 72" 28" base	
			
24" x 42" 20" base	30" x 48" 24" base	36" x 60" 28" base	
			
24" x 90°	30" x 90°	24" x 45°	30" x 45°

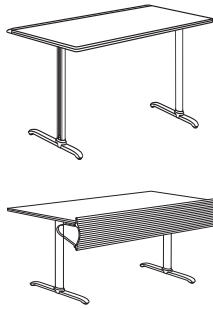


Folding Option

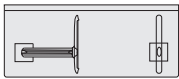
You can specify rectangular and racetrack T-Leg tables to fold for easy transport and storage. An optional lightweight top is available on any rectangular folding Tactics table.

Tactics Tables

C-Leg Tables



24" x 48" 20" base	24" x 60" 20" base	24" x 72" 20" base	24" x 84" 20" base	24" x 96" 20" base
30" x 48" 24" base	30" x 60" 24" base	30" x 72" 24" base	30" x 84" 24" base	30" x 96" 24" base
24" x 90°	24" x 45°	24" x 30°	24" x 15°	24" x 18"
30" x 90°	30" x 45°	30" x 30°	30" x 15°	30" x 18"



Folding Option

X-Base Tables




36" D x 24" 32" base	42" D x 30" 32" base	48" D x 36" 36" base	30" D 26" base	36" D 32" base	42" D 32" base	48" D 36" base
30" x 30" 26" base	36" x 36" 32" base	42" x 42" 32" base	48" x 48" 36" base			


Tactics Tables

Conference Tables


Conference tables are available with casters.



36" x 60"



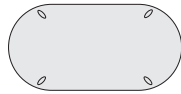
36" x 72"



36" x 84"



36" x 96"




36" x 72"



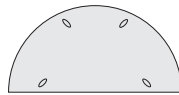
36" x 84"



42" x 84"



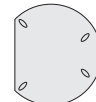
42" x 96"



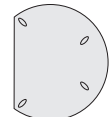
36" x 72"



36" D x 24"



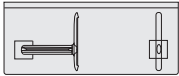
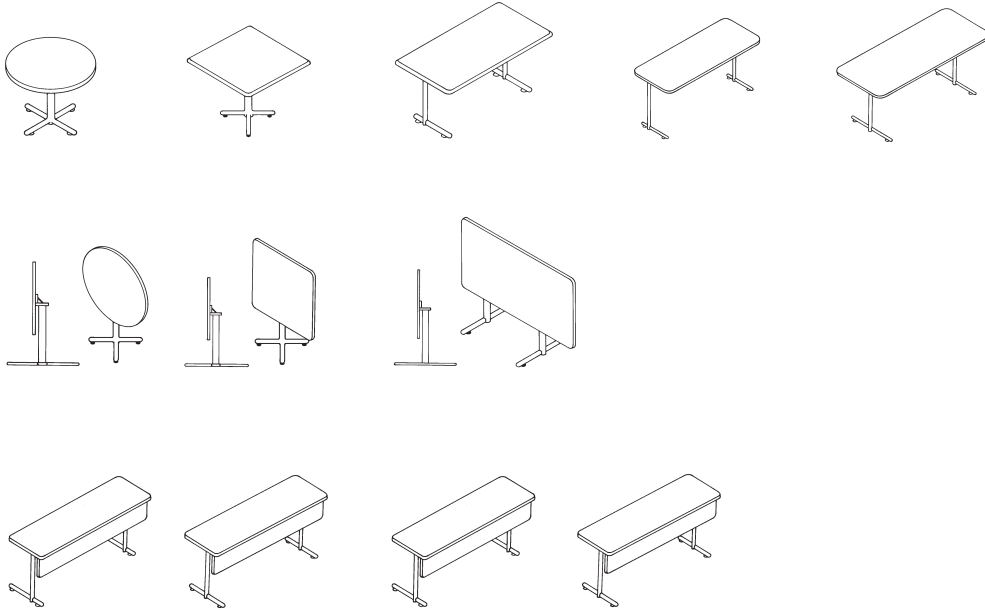
42" D x 30"



48" D x 36"

450 Series

Tables are available in stationary, flip top, folding and modular styles. 450 Series offers a range of top shapes as well as several height options.



Folding Option

Specify most rectangular and racetrack tables with folding legs.

Features At A Glance

Tactics

	FOLDING LEGS	LIGHTWEIGHT TOP	WIRE MANAGEMENT LEG	GLIDES	CASTERS	ACCEPTS KEYBOARD PAD
T-Leg Rectangles	Available	Optional w/folding legs only	Optional	Standard	No	With standard top, non-folding legs only
T-Leg Racetracks	Available	No	Optional	Standard	No	N/A
T-Leg Trapezoids	No	No	Optional	Standard	No	Field installed
T-Leg Crescents	No	No	Optional	Standard	No	No
T-Leg Pie Shapes	N/A	No	N/A	N/A	N/A	N/A
C-Leg Rectangles	Available	Optional w/folding legs only	Standard	Standard	No	With standard top, non-folding legs only
C-Leg Pie Shapes	N/A	No	N/A	N/A	N/A	N/A
CPU Bridges	N/A	No	N/A	N/A	N/A	N/A
X-Base Rounds	No	No	No	Standard	No	No
X-Base Squares	No	No	No	Standard	No	No
X-Base Conference Rounds	No	No	No	Standard	No	No
Four-Legged Rectangles	No	No	Optional	Optional	Optional	N/A
Four-Legged Racetracks	No	No	Optional	Optional	Optional	N/A
Four-Legged Conference Rounds	No	No	Optional	Optional	Optional	No
Four-Legged Half-Moon Dockers	No	No	Optional	Optional	Optional	No

450 Series

	STATIONARY	FOLDING	FLIP TOP	GLIDES	CASTERS	ACCEPTS KEYBOARD PAD
T-Leg Rectangles	Available	Available	Available	Standard	Optional on stationary and flip top*	On stationary top only**
C-Leg Rectangles	Available	Available	No	Standard	No	On stationary top only
X-Base Rounds	Available	No	Available	Standard	Optional	No
X-Base Squares	Available	No	Available	Standard	Optional	No

*N/A on 42" x 120"

**Minimum table depth of 24". Assembly mounting pack required for 84" – 96" long tables.

MODESTY PANEL	PCM MODESTY PANEL	TABLE DOME	ACCOMMODATES J-CHANNEL	ACCOMMODATES GROMMET
Mounting hardware factory installed; modesty panel is factory installed	Mounting hardware factory installed; modesty panel is factory installed	Field installed	Field installed	Field installed
No	No	Field installed	Field installed	Field installed
No	No	Field installed	Field installed	Field installed
No	No	Field installed	Field installed	Field installed
N/A	N/A	Field installed	Field installed	Field installed
Mounting hardware factory installed; modesty panel is factory installed	Mounting hardware factory installed; modesty panel is factory installed	Field installed	Field installed	Field installed
N/A	N/A	Field installed	Field installed	Field installed
N/A	N/A	Field installed	Field installed	Field installed
No	No	N/A	N/A	N/A
No	No	N/A	N/A	N/A
No	No	N/A	N/A	N/A
No	No	Field installed	Field installed	Field installed
No	No	Field installed	Field installed	Field installed
No	No	Field installed	Field installed	Field installed
No	No	Field installed	Field installed	Field installed
ATTACHED MODESTY PANEL	REMOVABLE MODESTY PANEL	WIRE MANAGEMENT TROUGH	ACCOMMODATES GROMMET	GANGING CONNECTOR***
Optional on stationary table	Optional on folding table	Optional, field installed	Optional, field installed	Optional
Optional on stationary table	Optional on folding table	Optional, field installed	Optional, field installed	Optional
N/A	No	N/A	Optional,	N/A field installed
N/A	No	N/A	Optional,	N/A field installed

***B,C, E & F edges only

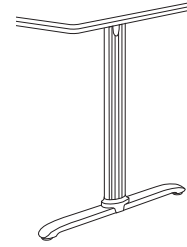


Tactics Product Application



T-Leg Table Applications

When you specify Tactics with wire management legs your T-Leg table will be shipped with plastic channel covers. An opening is cut at the top of the cover, and the bottom edge is straight. The installer can easily trim the straight edge to accommodate any number of cords and cables. Everything you want to know about the cable capacities, retaining clips, and other functions of the wire management leg can be found in Tactics Electrical Planning.

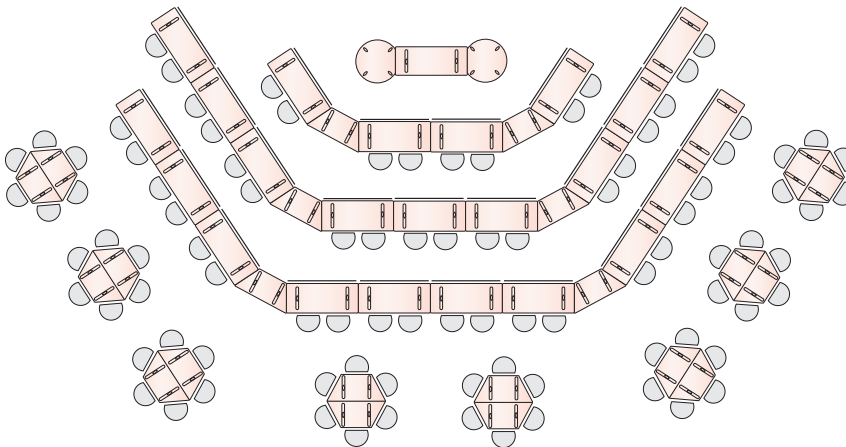


Wire Management

Rectangular tables can be fitted with a modesty panel or a power and cable management modesty panel, which provides generous room for management of electrical cords and communications cables. In addition, the power and cable management modesty can be upgraded to accept a Power Distribution Assembly. J-Channels can be used for wire management when power/communication domes are used. To conceal cables from the floor to the worktop a wire management leg is standard on C-Leg tables and optional on T-Leg and 4-Leg base tables.

Theater-style Permanent Training Classroom

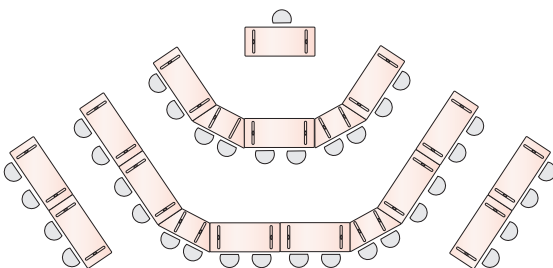
- (24) 24" x 72" rectangles
- (22) 24" x 48" trapezoids
- (2) 24" x 36" conference rounds



Tip Modesty panels can be added to tables.

Angled Classroom

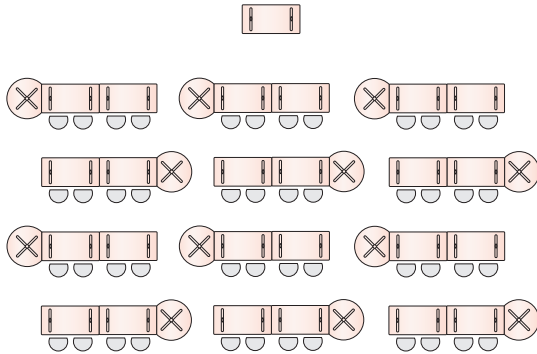
- (14) 36" x 72" rectangles
- (4) 36" x 72" trapezoids



T-Leg Tables

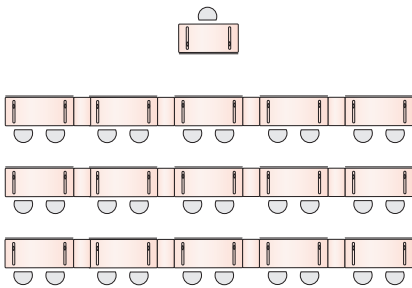
Training Classroom

- (13) 24" x 60" rectangles
- (12) 24" x 36" conference rounds



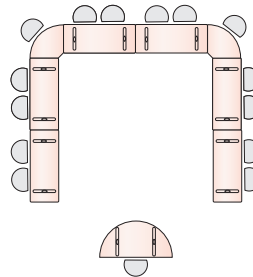
Linear Classroom with Center Aisle

- (16) 36" x 72" rectangles



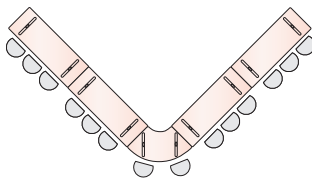
U-Shaped Classroom

- (6) 24" x 60" rectangles
- (2) 90° tops
- (1) 30" x 60" half moons



Boomerang Classroom

- (4) 30" x 84" rectangles
- (1) 30" x 48" crescent

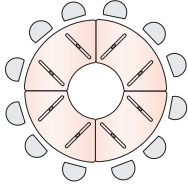


Modesty panels can be added to tables.

T-Leg Tables

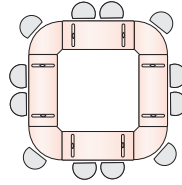
Hollow Circle

- (4) 36" x 60" crescents



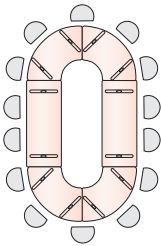
Open Square

- (4) 24" x 60" rectangles
- (4) 90° bridges



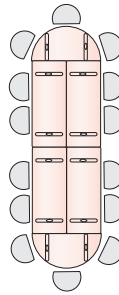
Hollow Racetrack

- (2) 36" x 72" rectangles
- (4) 36" x 60" crescents



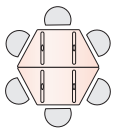
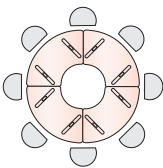
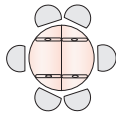
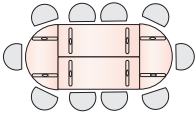
Closed Racetrack

- (2) 30" x 60" rectangles
- (2) 30" x 60" half moons



Breakout Tables

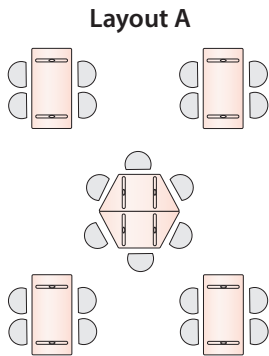
- (4) crescents, (2) rectangles, (4) half moons, (2) trapezoids



T-Leg Tables

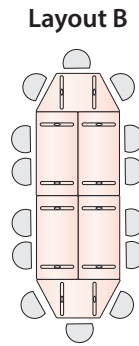
Executive Dining

- (4) 30" x 60" rectangles
- (2) 30" x 60" trapezoids



Large Conference Table

- (4) 30" x 60" rectangles
- (2) 30" x 60" trapezoids



Note Tactics tables can be quickly reconfigured as a large conference table.

Small Reference Areas

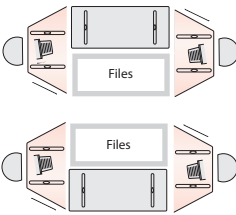
- (2) 24" x 48" half moons



- (2) 36" x 72" half moons



- (2) 36" x 60" rectangles
- (4) 36" x 72" trapezoids



C-Leg Table Applications

C-Leg Tables

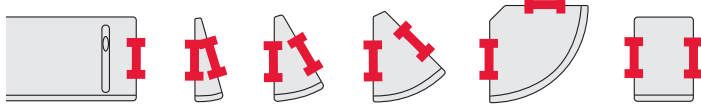
Tactics and 450 Series C-Leg tables are designed with the Easy Edge to allow the user to position their body comfortably at the table. Tactics C-Leg table can deliver power, communications, and wire management — you can also specify a lightweight table top and easy folding legs if the tables are going to be moved frequently.

Ganging

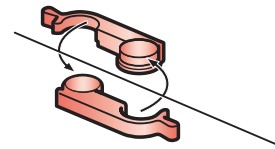
Tables and connecting tops also gang together to create strong, stable runs. The table to which it will be ganged must also have its own ganging connector, so be sure to specify the adjacent table ganging as well. Tactics connecting tops are automatically shipped with one ganging connector.

Tactics tables can be specified with the ganging option which will include connector inserts and one ganging connector (connector inserts are factory installed at the locations shown below). The 450 Series table tops will be pre-drilled to accept the separately specified ganging mechanism TA01-0222.

Location of Tactics Factory-Installed Ganging Inserts




Ganging Mechanism TA01-0222

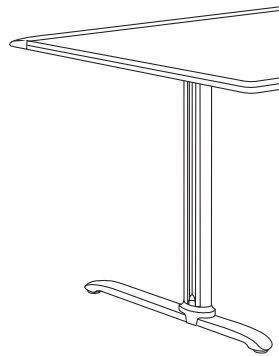


Wire Management Legs are Standard on All Tactics C-Leg Tables

At the top of each leg channel cover is an opening. The bottom edge is straight. The installer can easily trim the straight edge to accommodate any number of cords and cables. Everything you want to know about the cable capacities, retaining clips, and other functions of the wire management leg can be found in the Tactics Electrical Planning Workbook.



450 Series Base



Tactics Base

C-Leg Tables

Retrofit Tactics C-Leg Tables for Power

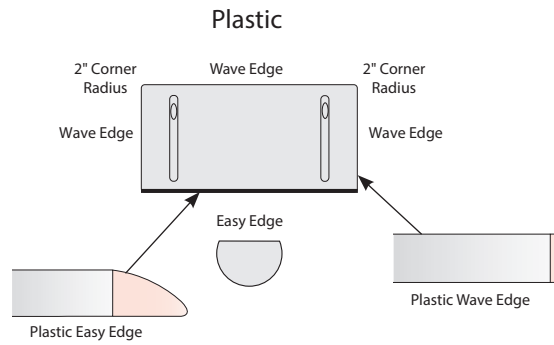
Each Tactics C-Leg table — whether or not you specify it with power — is delivered with factory-installed inserts that accept modesty panels and channels. Any rectangular table you order today can be retrofitted with either a simple modesty panel, or a power and cable management modesty panel.

Tactics Folding C-Leg Tables are available with an optional lightweight top.

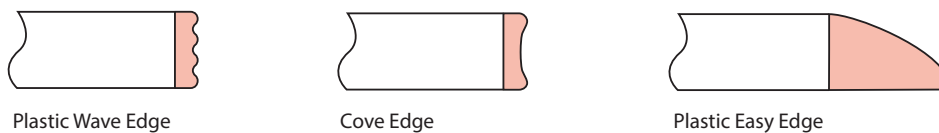
Tip Check price list for models and sizes.

Every Tactics C-Leg Table Features Two Types of Table Top Edges

One of these is always the sloping, Easy Edge, which is standard on every C-Leg table and positioned at the user's edge; the other three sides of the table will feature the Tactics Plastic Wave Edge detail.



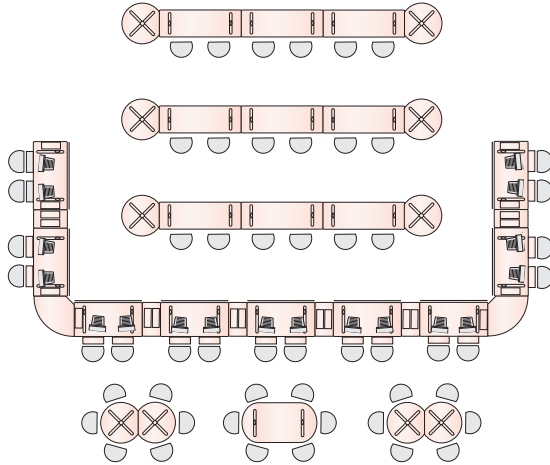
The Easy Edge is also a standard feature of the C-Leg table connecting tops (both the pie shapes and the CPU bridges). As on the tables themselves, the Easy Edge is positioned at the edge nearest the seated user, and the other two-to-three sides will feature the Plastic Wave Edge detail (if a Plastic Easy Edge is specified).



C-Leg Tables

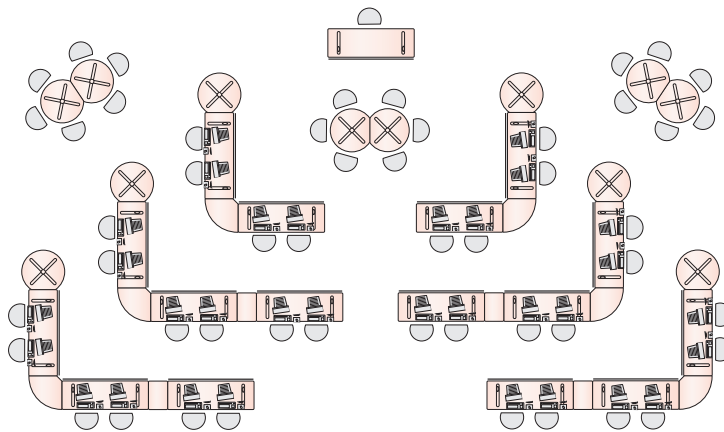
Multi-Purpose Classroom

- (9) 24" x 72" T-Leg rectangles
- (9) 30" x 60" C-Leg rectangles
- (1) 36" x 72" T-Leg racetrack
- (10) 36" x 24" X-Base conference rounds
- (2) 90° tops



Network Training Classroom

- (17) 24" x 72" rectangles
- (10) 36" x 24" D X-Base conference rounds
- (4) CPU bridges
- (6) 90° tops

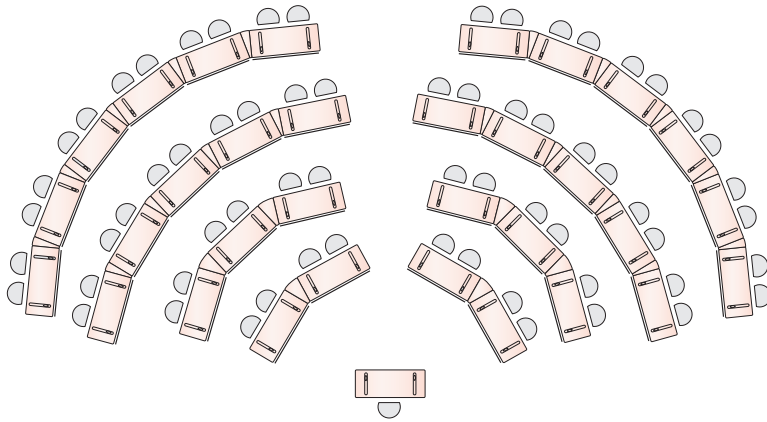


Tip Modesty panels and adjustable keyboard pads can be added to tables.

C-Leg Tables

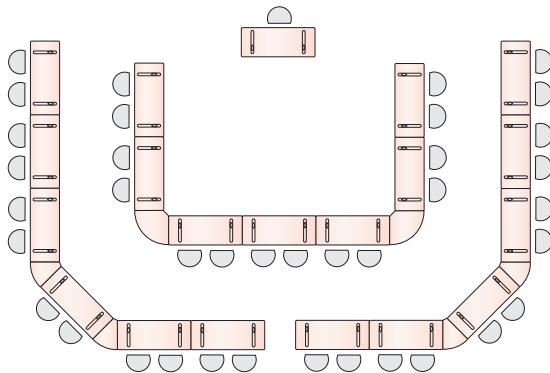
Theater Style Classroom

- (33) 24" x 60" rectangles
- (6) 30° tops
- (18) 15° tops



Double Inward Classroom

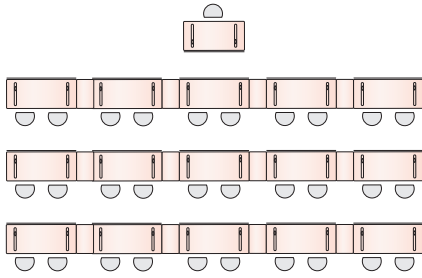
- (20) 24" x 60" rectangles
- (2) 90° tops
- (4) 45° tops



C-Leg Tables

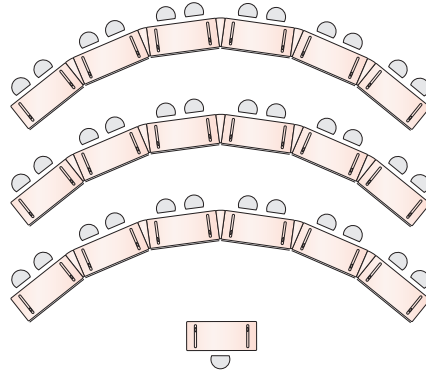
Linear Classroom

- (16) 30" x 72" rectangles



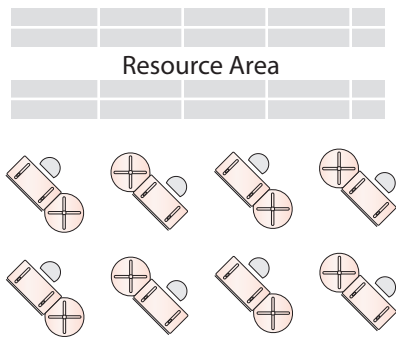
Curved Classroom

- (19) 24" x 72" rectangles
- (15) 15° tops



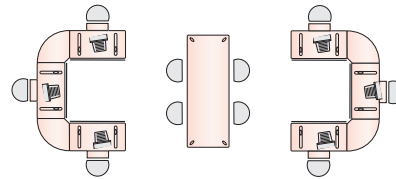
Work/Study Stations

- (8) 24" x 48" rectangles
- (8) 24" x 36" D X-Base conference rounds



Resource Room

- (1) 36" x 96" conference table rectangles
- (6) 24" x 48" C-Leg rectangles ganged
- (4) 90° tops



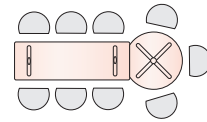
Modesty panels can be added to tables.

X-Base Table Applications

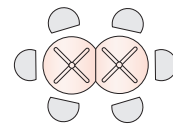
Ganging

Tactics tables can be specified with the ganging option which will include connector inserts and one ganging connector (connector inserts are factory installed). The 450 Series table tops will be pre-drilled to accept the separately specified ganging mechanism TA01-0222. The table to which it will be ganged must also have its own ganging connector, so be sure to specify the adjacent table ganging as well. Tactics connecting tops are automatically shipped with one ganging connector.

- Attach Tactics Conference Round docking tables to the edge of a rectangular table to create an integrated conferencing area, or



- Gang two Tactics Conference Round docking tables together for a figure-eight table

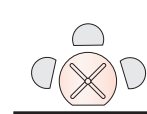


X-Base Tables

Whether you are specifying a few X-base tables for the breakout space of a large training room, or filling a room with them, always plan for the optimum overall use of the room. Exceptional situations can be addressed by using dockers or other tables on casters.



- Where space is limited, or where you want to be able to move a round table out of the way as much as possible, use a docking table, which can be pushed flush against any flat surface.



Tips Tactics four-legged docking tables can be specified with casters.

X-Base Tables

Squares

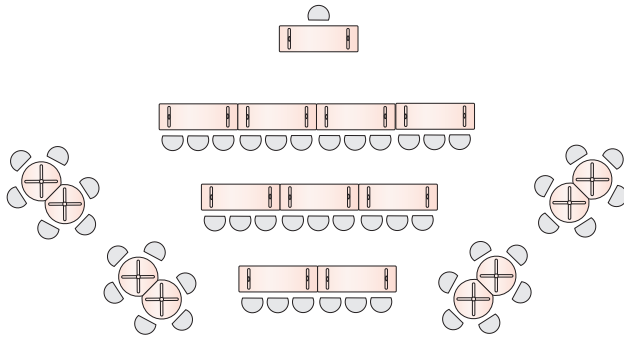
Square tables provide more actual table surface than same-sized round tables. They can be pushed together to form larger tables, and can easily be pushed up against a wall. For visual interest and to create better clearance between tables, position squares at varying angles.

Rounds

Round tables occupy less space than same-sized square tables.

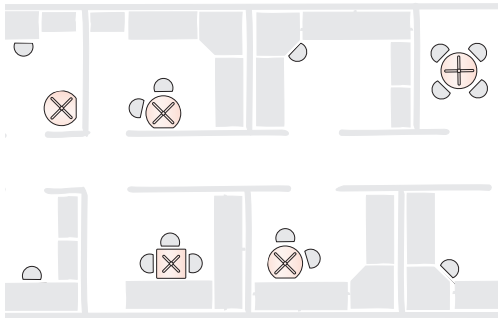
Breakout Groups

- (8) 36" diameter conference rounds
- (10) 24" x 72" T-Leg rectangles



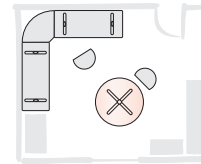
Systems Offices

- (1) 42" diameter round
- (3) 36" diameter conference rounds
- (1) 30" square



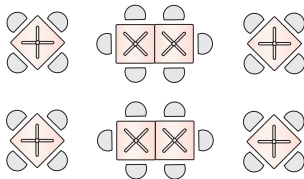
Home Office

- (2) 24" x 60" T-Leg rectangles
- (1) 90° top
- (1) 30" diameter round



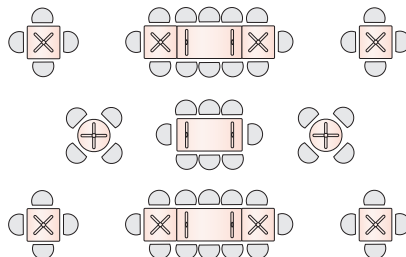
Executive Dining

- (8) 36" x 36" squares



Dining

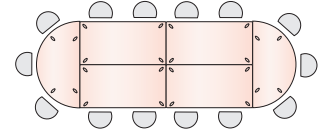
- (2) 36" diameter rounds, (8) 30" x 30" squares
- (3) 30" x 60" T-Leg rectangles



Conference Table Applications

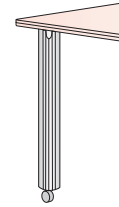
Ganging

You can create very large conference tables simply by ganging together rectangular conference tables. Half-moon tables can also be ganged to the short end of any rectangular table edge.



When you specify tops as ganging they will be delivered with one ganging connector for Tactics (connector inserts are factory-installed). The tables to which they will be ganged must also have their own ganging connector, so be sure to specify adjacent tables ganging as well. For Tactics ganging an allen key is required to engage and lock-down the connector.

If you specify a wire management leg for your Tactics four-legged tables they will be shipped with leg channel covers. An opening is cut at the top of the cover, the bottom edge is straight. Because the installer can easily trim the straight edge to accommodate any number of cords and cables, you don't need to specify any special cover or additional parts.



Wire Management Leg

Note One ganging connector is shipped with each Tactics ganging top.

Tip Everything you want to know about the cable capacities and function of the wire management leg for four-legged tables can be found in Tactics Electrical Planning.

Table Height and Casters

Retrofitting casters to tables is not recommended for Tactics tables. The table height will increase by approximately two inches making it difficult to match the height of adjacent tables. This creates an uncomfortable working height for most users. If you have any question about mobility, specify tables with casters; two casters on every table can be locked at any time.

Table Top Power and Communication

The Tactics table dome brings power and communication to any four-legged table. When this is planned, be sure to specify:

- appropriate table dome(s) — with power only, or power and communication,
- wire management legs, and
- J-Channels, for routing cords and cables from the legs to the table dome(s).

Conference Tables

Rectangle or Racetrack

The decision to specify a racetrack- or rectangular-shape conference table is primarily an aesthetic one. Just as with round vs. square tables, a racetrack shape does occupy less space than a like-sized rectangle. For those seated at the ends, a square end provides more table surface on which to work. The choice is yours.

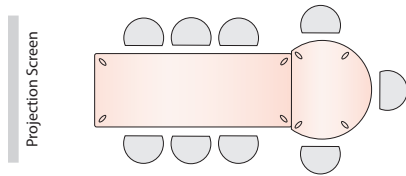
Four-Legged vs. T-Leg or X-Base Tables

Factor in the following when choosing between a multi-purpose and a traditional conference table:

- If it's important to have a lightweight top, and/or folding legs or a flip top, specify a T-Leg table.
- If the table is going to be moved within the same room at least a few times a week, specify a conference table with casters.

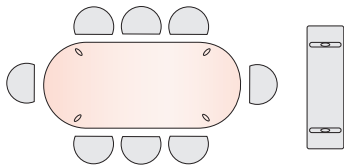
A/V Meeting Room

- (1) 36" x 96" rectangle
- (1) 48" diameter conference round



Conference Room

- (1) 42" x 96" racetrack
- (1) 18" x 60" T-Leg rectangle
- 8–10 people



Note One ganging connector is shipped with each Tactics ganging top.

Conference Tables

Reconfiguring

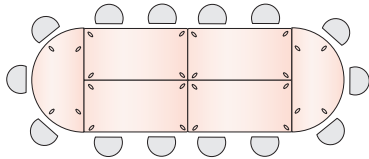
A set of six simple tables can be reconfigured in a myriad of ways. Half-moon docker tables rest up against rectangles to form large racetrack-shaped tables, and press together to form 6' diameter, round tables.

If a facility has limited space to provide a number of rooms for a variety of functions, mobile conference tables are a great solution.

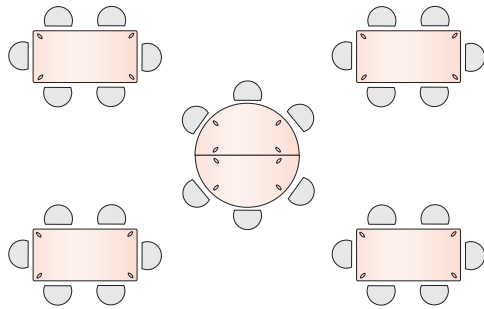
Boardroom to Executive Luncheon to Evening Dinner/Work Session

- 14 –30 people
- (4) 36" x 72" rectangles
- (2) 36" x 72" half moons

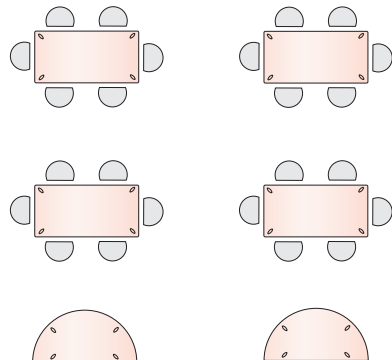
Form a racetrack table for 14.



Reconfigure to seat 30 for lunch.



Reconfigure to seat 24 for dinner/work session, using the docker half-moon tables for service.



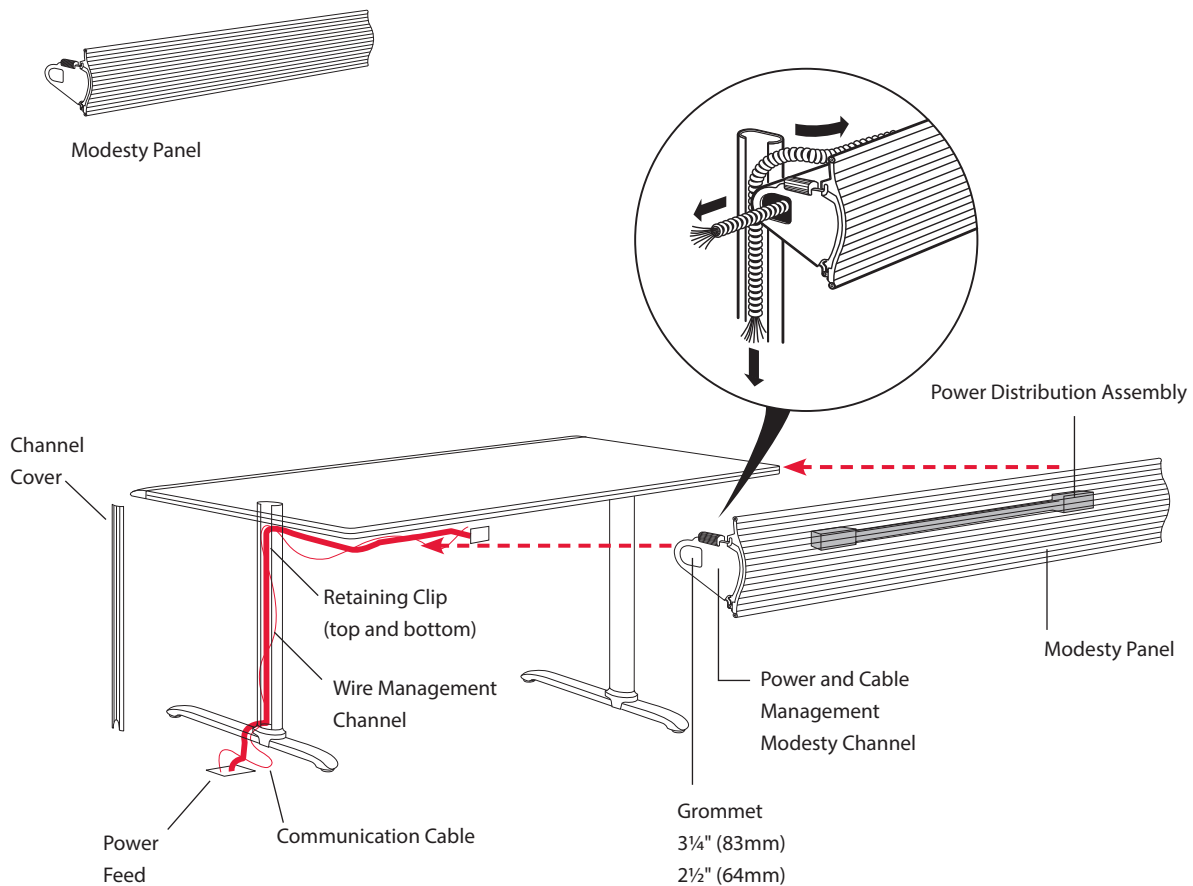
Power And Communication

Modesty Panel/Power and Cable Management

The power and cable management modesty panel is required to attach a Power Distribution Assembly (PDA) to a Tactics table. The modesty panel features a generous power and cable management channel for easy access, lay-in of cords and cables, installation of PDAs and access to power and communication receptacles.

Specification Tips

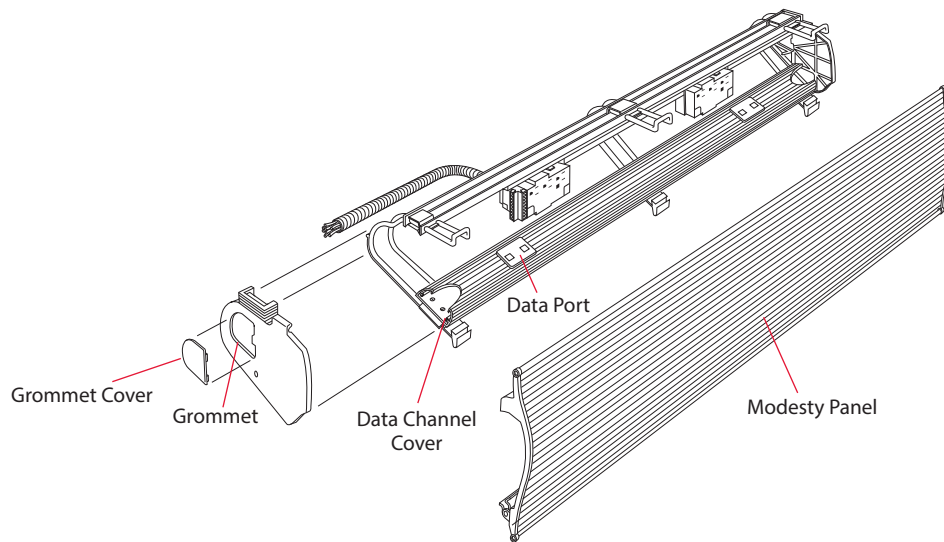
- For use with 48"–96" (1219mm–2483mm) wide rectangular T-Leg or C-Leg Tactics tables when equipped with Modesty Panel/Power and Cable Management and Power Distribution Assembly.
- Specify modesty and Power Distribution Assembly to match table width.
- Specify appropriate table-to-table power connector and J-Channel when spanning power between powered tables.
- A non-powered table can be powered with the addition of the Modesty Panel/Power and Cable Management and the Power Distribution Assembly.
- Non-powered Modesty Panel is for privacy only and does not function as a power and communication channel, nor can it be retrofitted for this capability.



Power And Communication

Accessing Communications at the Table

Communication cables can be routed from equipment on the table top, through the negative space between the modesty panel and the table edge, into the power and cable management modesty channel itself.



A data channel is located within the modesty channel. The data channel cover is constructed of the same corrugated plastic cover that you find on the leg channel. Two "port holes" are already pre-cut into either end of the data channel cover to easily accept modular furniture telecommunication plates (opening is 1.38" x 2.70"). Because the cover is easy to cut, additional port holes can be field cut anywhere along the length of the cover if necessary. The data channel makes for neater organization and separation of communication cables within the modesty channel. Cables can be routed through the grommet at the end of the modesty channel into a J-Channel, through the grommet on the adjacent table and directly into the data channel.

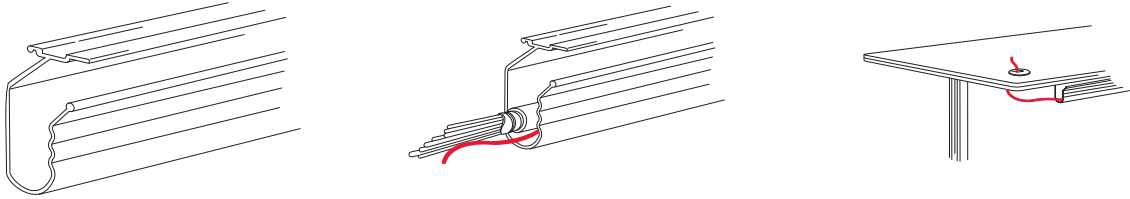
Power And Communication

J-Channel

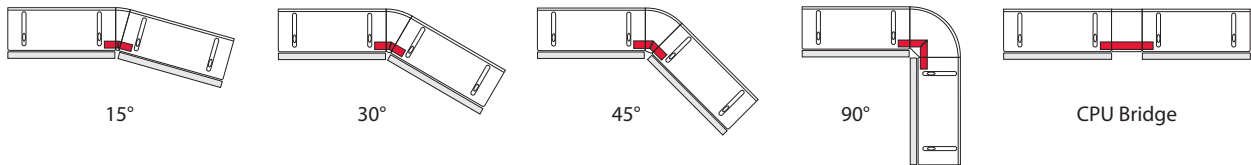
The J-Channel is required when using the table-to-table power connector to span power from one powered table to adjacent powered tables. Applications include in-line, beneath 15°, 30°, 45°, 90° pie connector top, and beneath CPU Bridge. The J-Channel is also used to provide wire management below table tops and connecting tops.

Specification Tips

- 72" (1829mm) J-Channel can be used for cord management and may be field cut.



Connector Applications



Cable Capacities

	CABLE PATHWAY		CABLE COUNT					
	AREA	AREA	60% FILL			40% FILL		
	SQ. IN.	SQ. MM.	0.200	0.250	0.300	0.200	0.250	0.300
Modesty Panel and Cap Grommet	6.0	3871	115	73	51	78	49	34
Modesty Panel Data Channel	2.6	1877	50	32	22	33	21	15
J-Channel (No Power)	3.0	1935	57	37	25	38	24	17
J-Channel (with Power Base)	2.6	1877	50	32	22	33	21	15
Table Leg Channel (No Power)	1.7	1097	32	21	14	22	14	10
Table Leg Channel (with Power Base)	1.1	710	21	13	9	14	9	6

Note The cable count quantities are guidelines based on average cable diameters. Although cable diameters can vary based on manufacturer and whether the cable is plenum rated or a riser cable, here are references for typical cable diameters.

- 0.200" Category 5e
- 0.25" Category 6
- 0.30" Category 6A

Base Feed Modules

Base Feed Module: Hardwire Connection

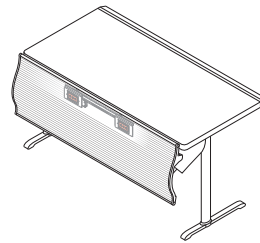
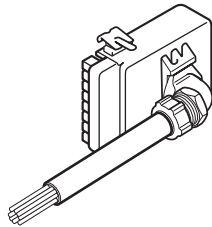
The module is used to transition from building wiring to modular power within tables. One end is hardwired to the building wiring and the modular end snaps into the Power Distribution Assembly (PDA) in the tables.

Specification Tips

- For use with 48"–96" (1219mm–2483mm) wide rectangular T-Leg or C-Leg Tactics tables when equipped with Modesty Panel/Power and Cable Management and Power Distribution Assembly.
- Infeeds are routed through leg wire management channels and can enter the modesty channel at either end of a table.
- Wire management leg is standard on all C-Leg tables but must be specified for T-Leg.
- Conduit is 72" (1829mm) long.

Power Location

- Floor
- Column
- Wall



Base Feed Module

Base Feed Module: Concealed Hardwire Connection

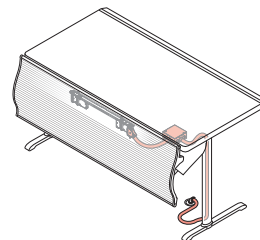
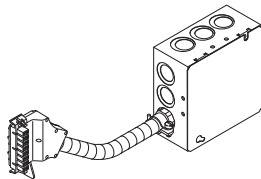
The module is used to transition building wiring to modular power within the tables. A junction box is mounted to the table and has a modular connector which snaps into the Power Distribution Assembly (PDA). Field supplied conduit is used to bring power from the building to the junction box.

Specification Tips

- For use with 48"–96" (1219mm–2483mm) wide rectangular T-Leg or C-Leg Tactics tables when equipped with Modesty Panel/Power and Cable Management and Power Distribution Assembly.
- Field supplied conduit routes through leg wire management channels and can enter the modesty channel at either end of a table.
- Wire management leg is standard on all C-Leg tables but must be specified for T-Leg.

Power Locations

- Floor
- Column
- Wall



Conduit (field supplied)

Base Feed Modules

Single Circuit Base Feed Module: Receptacle Connection with Power Cord

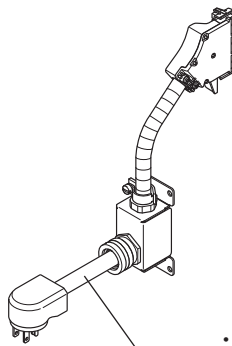
The module is used to transition from building wiring to modular power within the tables. The cord end is plugged into a building receptacle and the modular end snaps into the Power Distribution Assembly (PDA) in the table. Only circuit one is powered by a cord feed. National codes restrict the length of the cord; 24" (610mm) in the United States, 72" (1829mm) in Canada.

Specification Tips

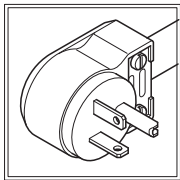
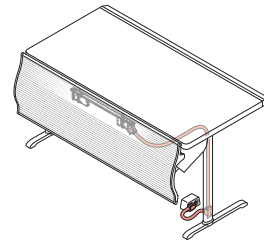
- For use with 48"–96" (1219mm–2483mm) wide rectangular T-Leg or C-Leg Tactics tables when equipped with Modesty Panel/Power and Cable Management and Power Distribution Assembly.
- Infeeds are routed through leg wire management channels and can enter the modesty channel at either end of a table.
- Wire management leg is standard on all C-Leg tables but must be specified for T-Leg.
- Plan to position one table in each connected run of tables within 18" (457mm) of the power feed when a power cord is used.
- Not for use with isolated ground receptacles.

Power Location

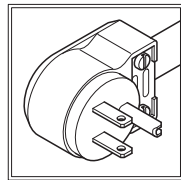
- Floor
- Column
- Wall



- 24" (610mm) in the United States
- 72" (1829mm) in Canada



20 Amp (USA)



15 Amp (Canada)

Base Feed Modules

Raised Floor Infeed Base Feed Module: Internal

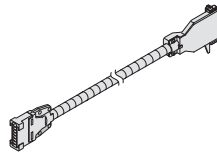
The module is used to make plug-and-play connections between Power Base AI underfloor modular power components and the power distribution assembly (PDA) in a table.

Specification Tips

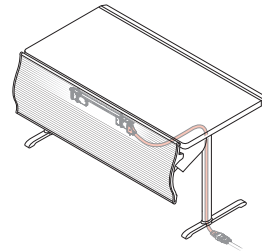
- For use with 48"–96" (1219mm–2483mm) wide rectangular T-Leg or C-Leg Tactics table when equipped with Modesty Panel/Power and Cable Management and Power Distribution Assembly.
- Infeed conduit routes through leg wire management channels and can enter the modesty channel at either end of a table.
- Wire management leg is standard on all C-Leg tables but must be specified for T-Leg.
- Can only be connected to Power Base AI underfloor power system.
- Black split tubing may be field supplied to cover any exposed galvanized metal conduit.

Power Location

- Power Base AI



Internal Base Feed



Power Distribution Assembly (PDA)

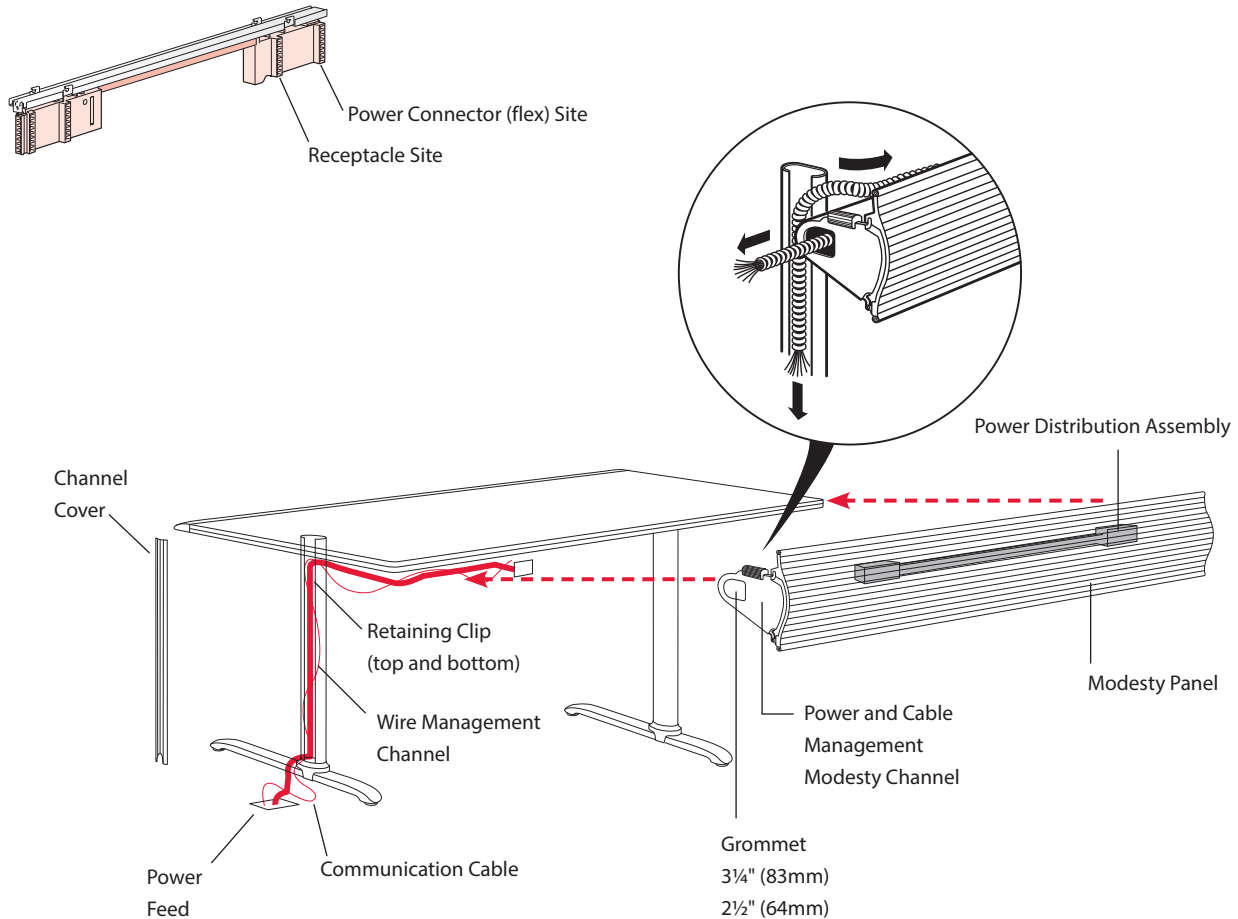
A powered distribution assembly (PDA) is used to distribute power through the tables. The PDA is used to connect all other electrical components. The PDA has two connector ports and two receptacle ports at each end. The connector ports on a PDA provide for the connection of power connectors. The receptacle port is used for receptacles and the connection of base feeds.

Specification Tips

- For use with 48"–96" (1219mm–2483mm) wide rectangular T-Leg or C-Leg Tactics tables when equipped with Modesty Panel/Power and Cable Management.
- Specify appropriate table-to-table power connector and J-Channel when spanning power between powered tables.
- A non-powered table can be powered with the addition of the Modesty Panel/Power and Cable Management and the Power Distribution Assembly.
- 48" (1219mm) through 84" (2134mm) wide PDA kit ships with one power distribution assembly.
- 96" (2483mm) wide PDA kit ships with two power distribution assemblies and one flexible power connector.

FOR THIS LENGTH TABLE	SPECIFY THIS POWER DISTRIBUTION ASSEMBLY STANDARD	LENGTH
48"	4TPD-48	13.5"
60"	4TPD-60	25.5"
72"	4TPD-72	37.5"
84"	4TPD-84	49.5"
96"	4TPD-96	25.5"

Power Distribution Assembly



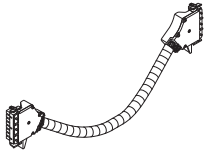
Power Connectors

Table-to-Table Power Connector

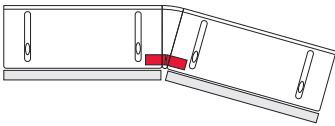
The connector is used to span power from one powered table to another adjacent powered table. Applications include in-line, beneath 15°, 30°, 45°, and 90° pie connector tops and beneath CPU Bridge.

Specification Tips

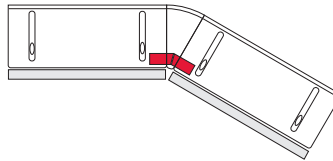
- Requires appropriate J-Channel.



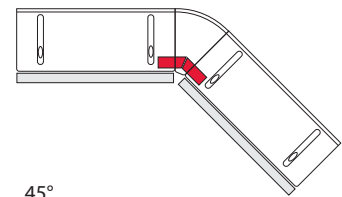
Connector Applications



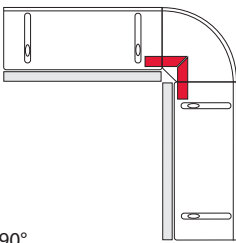
15°



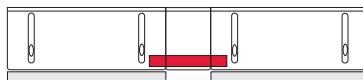
30°



45°



90°



CPU Bridge

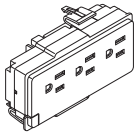
Receptacles

Receptacles

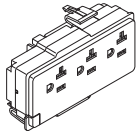
Receptacles attach to the power distribution assembly (PDA) to allow access to the circuits carried through the panel. The 3-Circuit 15 Amp receptacles have a circuit selectable feature that allows each receptacle to access either circuit 1, 2, or 3 in the field by simply sliding the connector to one of three positions.

Specification Tips

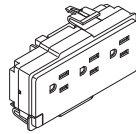
- 15 Amp receptacle configuration is NEMA 5-15R.
- 20 Amp receptacle configuration is NEMA 5-20R.
- 3-Circuit 20 Amp and 4-Circuit receptacles have fixed circuit access and are not field programmable. Specify appropriate number of receptacles for each circuit.



3-Circuit 15 Amp

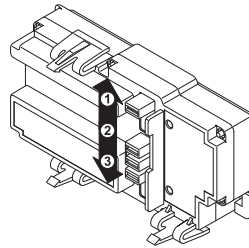


3-Circuit 20 Amp

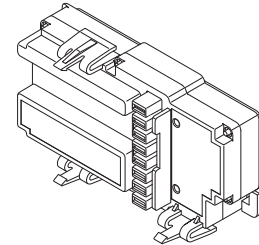


4-Circuit 15 Amp

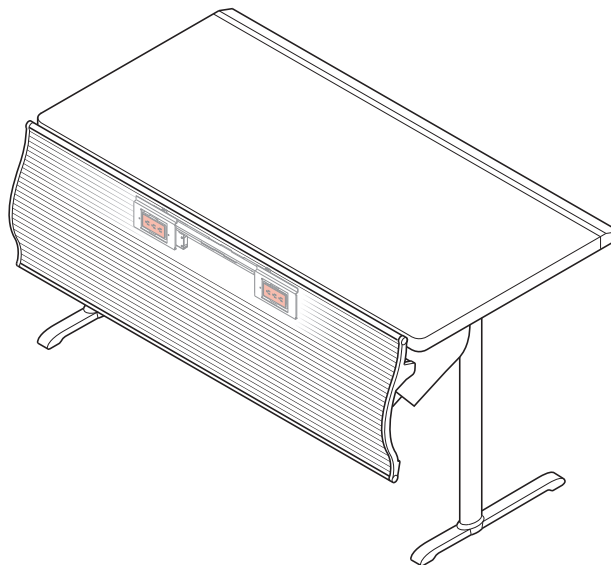
POWER CONFIGURATION	RECEPTACLE IDENTIFIER			
2+2	1	2	3	4
3+1	A	B	C	D
3-Circuit (20 amp)	I	II	III	NA



3-Circuit 15 Amp Programmable Receptacle



- 3-Circuit 20 Amp
- 4-Circuit 15 Amp
- 4-Circuit 20 Amp



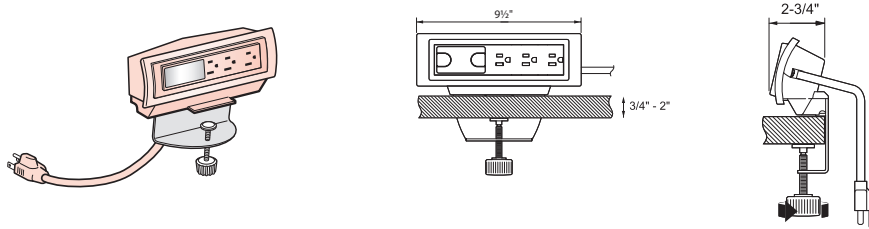
Desktop Power

Desktop Port

Desktop ports provide three 15-Amp outlets and data jacks in a tabletop housing.

Specification Tips

- Power cord plugs into a panel or building receptacle outlet.
- Desktop ports cannot be linked (daisy chained) together.
- Cord use should be reviewed by local authorities (electrical inspector) prior to ordering.
- Modular furniture telecommunications opening is 1.38" x 2.71", the faceplate must be field supplied.



Enhanced Power Module

Enhanced Power Modules provide three 15-Amp electrical outlets and one data opening in a tabletop housing. It is available with 15-Amp (NEMA 15-P) plug in 6' and 12' lengths or 6' hardwire conduit option.

Specification Tips

- Included attachment hardware allows for installation above or below table surface.
- Power Cord plugs into a panel or building receptacle outlet.
- Hardwire conduit version must be installed by a licensed electrician to a building junction box.
- Enhanced Power Modules cannot be linked (daisy chained) together.
- Cord use should be reviewed by local authorities (electrical inspector) prior to ordering.
- A single data opening is provided with multiple data jack adapters to accommodate most field supplied voice/data jacks.

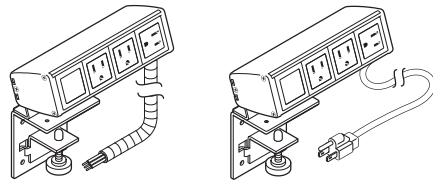
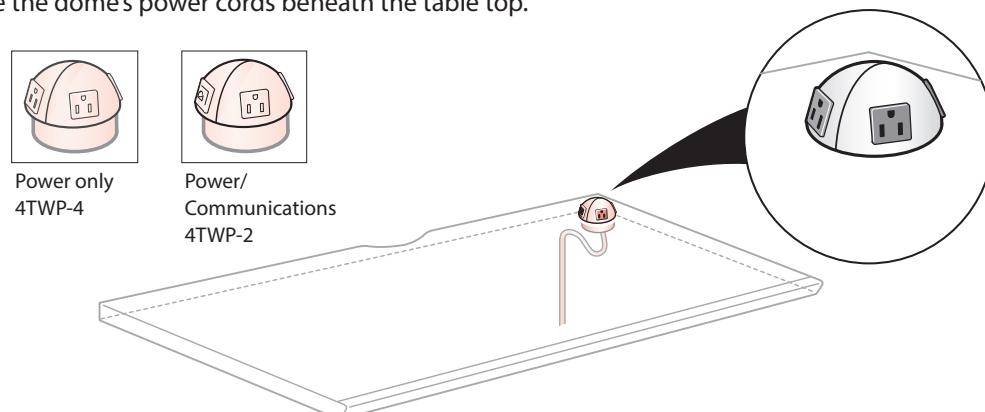


Table Dome

Topping a Conference Table with Power and Communications

Bringing power and communications access to the top surface of a conference table is easy with the Tactics table dome. A black half-sphere that drops into a 3" opening in the table top, the dome can be specified with power receptacles or plates into which you can install voice or data ports (these are not available from Haworth; purchase them from local suppliers). Field-installed into any table (except those with lightweight tops), the dome features 6' power cords with 15-Amp plugs. Whenever you plan to outfit a conference table with the table dome, be sure to specify the table with wire-management channels in the legs, and to order a length of J-Channel to route the dome's power cords beneath the table top.



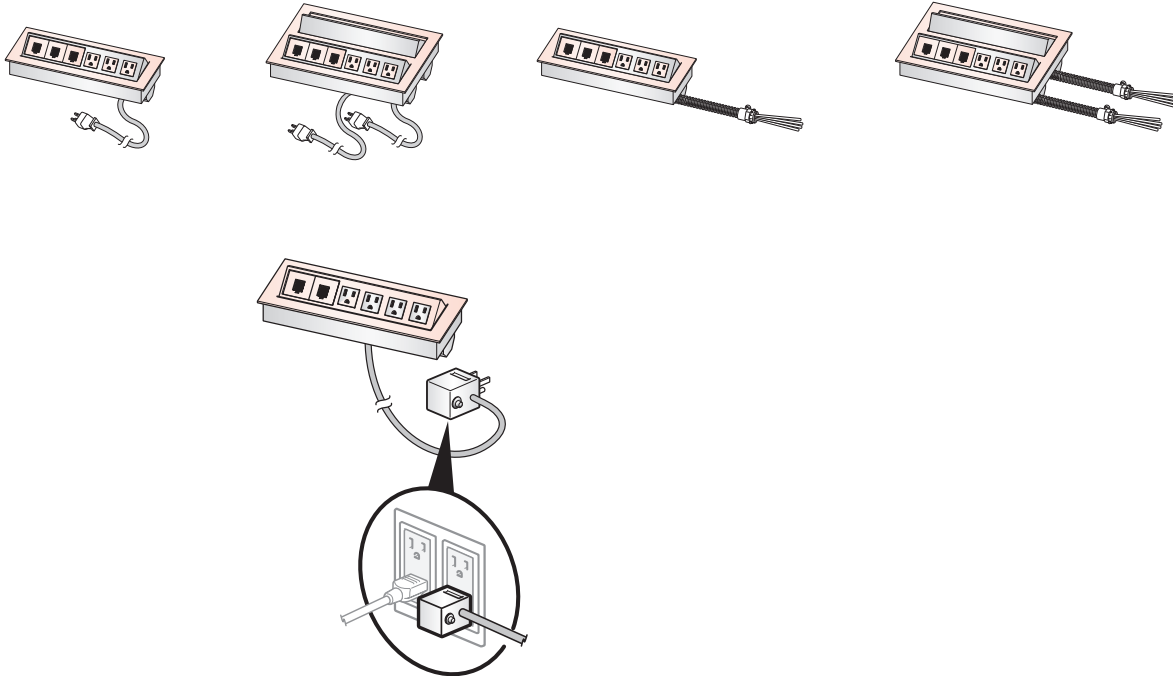
Desktop Power

Flip Top Unit

Flip Top Unit provides 15 Amp outlets and data jacks in a desktop housing that flips up for access or can be closed for unobstructed work space.

Specification Tips

- Flip Top Unit must be field installed on tables by field cutting hole in standard weight tops only.
- Hardwired applications should be reviewed by local authorities (electrical inspector) prior to ordering.
- Corded flip top units with four receptacles utilize a fused plug that may block adjacent building receptacle outlet.

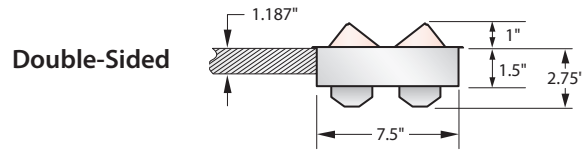
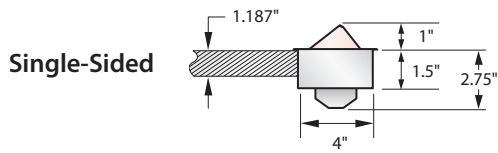


Fused Plug Detail
(for Flip Top Units with four or more outlets)

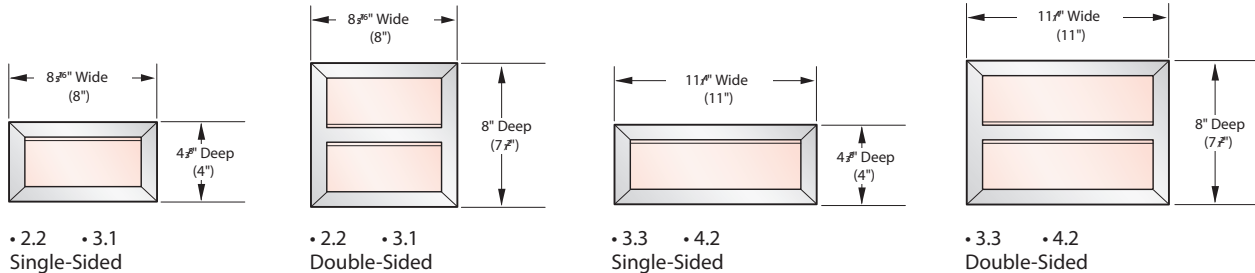
Desktop Power

Flip Top Unit: Side Elevation

- Flip Top Unit: bezel and pop-up portion are proud to worksurface.
- When installed into a 1 3/16" (30mm) worksurface, the Flip Top Unit will extend below the worksurface.



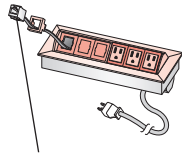
Flip Top Unit Bezel Dimensions:



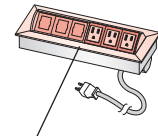
Note Cutout dimensions are in parentheses ().

The Flip Top Unit includes multiple data jack adapters to accommodate most field supplied data jacks. Also included are blank data covers to be used if no data access is needed. Data jacks are field supplied.

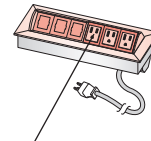
- 15 Amp rated simplex power receptacles
- Data information access ports



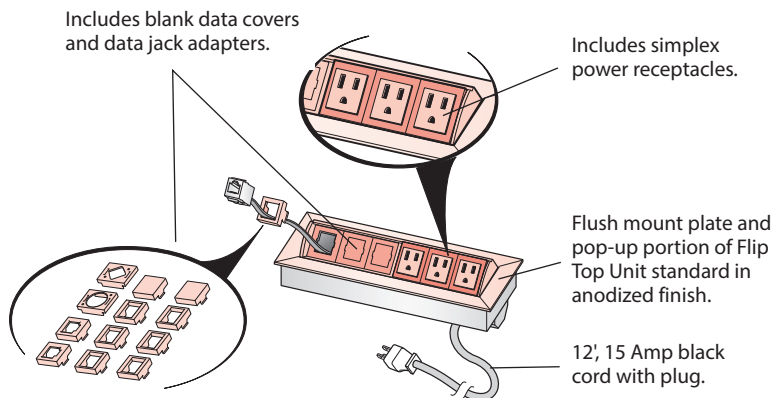
Data jack adapters standard in white; included with Flip Top Unit. (See manufacturer list for field supplied data jacks).



Perimeter edge of power receptacles and data ports faceplate standard in white.



Simplex power receptacles standard in white; included with Flip Top Unit.



Data Jack Adapters Included

Manufacturer's List of Field Supplied Data Jacks

Systemax/CommScope
Tyco SL and 110 Connect Series Modular Jacks
Siemon Keystone Style
Allen Tel Versa Tap Series
Leviton Quick Port® Series
Nordx Keystone Style
Tyco SL Coupler Series
ADC (Krone) 6000 Series
Hubbell Xcelerator™ Keystone Series
Blank (no coupler/jack)
Ortonics TracJack Series
Panduit Mini-Com Series
Microphone Jack/3-Pin XLR (solder type only)
Video Monitor Jack/DB-15 (panel mount solder style)

Power Basics

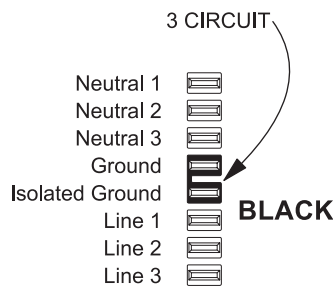
3-Circuit

- As many as three separate 20 Amp rated circuits from one power feed module.
- 8-Wire system enclosed in one power distribution assembly:
 - 3 hot wires
 - 3 neutral wires
 - 1 common ground wire
 - 1 isolated ground wire
- Separate neutrals, one dedicated to each circuit, are capable of carrying computer-quality power.

4-Circuit

- As many as four 20-Amp rated circuits from one power feed module.
- 8-Wire system enclosed in one power distribution assembly:
 - 4 hot wires
 - 2 neutral wires
 - 1 common ground wire
 - 1 isolated ground wire
- 4-Circuit product is available in either a 2+2 configuration or a 3+1 configuration. Both configurations utilize a shared neutral conductor for at least two circuits. All circuits have access to either common or isolated ground.

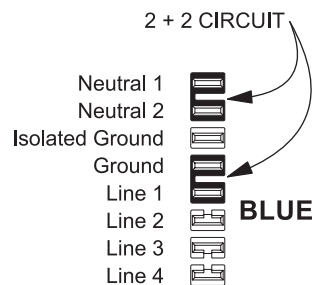
3- and 4-Circuit Overview



3-Circuit/Separate Neutrals

This option provides three circuits, each with its own neutral.

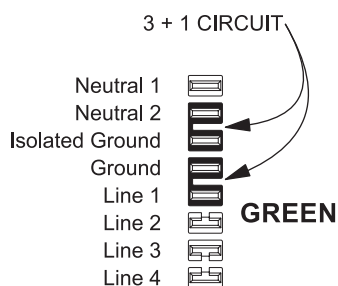
- Aligns with the 3 phase national power grid and most North American buildings.
- Is compatible with the following building power configurations:
 - 3 phase (208Y/120V)
 - Three wire single phase (120/240V)
 - Single phase (120V)
- Offers the most adaptability to special power needs such as:
 - multiple power sources
 - facility energy control
 - isolation of high harmonic loading
- Features receptacles with patented on-site circuit access programmability (available only on Power Base for furniture).
- Offers receptacles in common ground or isolated ground configurations.



4-Circuit/2+2

This option provides four circuits, two circuits share neutral #1, two circuits share neutral #2.

- Provides more circuits (4 vs. 3) for each homerun from the electrical closet, which can reduce the installed cost per circuit.
- Is compatible with the following building power configurations:
 - 3 phase (208Y/120V)
 - Three wire single phase (120/240V)
- Is sometimes less adaptable to special power needs such as multiple power source or facility energy control.
 - Special power needs are typically planned in sets of two circuits
 - In some cases, 10 gauge shared neutral may not fully isolate circuits
- Modular receptacles have fixed circuit access.
- Offers receptacles in common ground or isolated ground configurations.



4-Circuit/3+1

This option provides 4 circuits, three circuits share neutral #1, circuit #4 has a separate neutral.

- Provides more circuits (4 vs. 3) for each homerun from the electrical closet, which can reduce the installed cost per circuit.
- Is compatible with the following building power configurations:
 - 3 phase (208Y/120V)
- Is sometimes less adaptable to special power needs such as multiple power source or facility energy control.
 - Special power needs are typically planned only using circuit #4
 - In some cases, 10 gauge shared neutral may not fully isolate circuits
- Modular receptacles have fixed circuit access.
- Offers receptacles in common ground or isolated ground configurations.

Electrical Planning

Basic Circuit Planning

Building Power

Power Base products are listed for use with multiple power sources. The power sources used may be from standard building power or other quality enhanced power systems such as an uninterruptible power supply. Individual power sources must be grounded power sources that must be connected to the same grounding electrode or a single grounding electrode system. Be sure of ground continuity when using uninterruptible power supplies and isolation transformers.

Circuit Capabilities and Code Restrictions

Each circuit in the Power Base electrical system carries a maximum rated load of 20 amps (15 amps in Canada) of electrical service. However, applicable national and local building and electrical codes may further restrict the current usage of this or any other power distribution system. For example, the National Electrical Code (NEC) dictates a load requirement of no more than 80% (16 amps) capacity for continuous load situations (constant use of a circuit for a period of three or more hours). Examples of continuous loading include circuits that supply lighting, computers, and printers with power throughout the day. In practice, most circuits are subjected to continuous load.

The NEC also restricts the number of receptacles on a 20-amp rated circuit to 13 (10 in Canada). These are maximum limits only, not recommendations, and they apply to all three- and four-circuit power systems. Local codes may also further restrict current location, number of circuits, or number of receptacles.

Planning Guidelines

Based on the circuit load capacity of 16 usable amps per continuous-use circuit, Haworth recommends that the initial loading on each circuit be approximately 10 amps. This initial planning limitation permits the user to add or change electrical equipment within the guidelines of local amperage limits. If you immediately allow maximum amperage loading of 16 amps on each circuit, you will restrict the future addition of equipment and may force a redesign of the electrical layout.

Regard local codes carefully; they dictate the limit of receptacles allowed on each circuit. Within local code guidelines, limit the receptacle installation to the minimum necessary to power the equipment in the current workstation plan. Avoid providing receptacles for projected needs, because surplus receptacle availability may encourage use of unauthorized equipment and lead to electrical overloads.

Tips Be sure to create an accurate plan illustrating the electrical layout. To ensure safety and compliance, be sure that your plans are reviewed by an expert in local code requirements and an electrical engineer or licensed electrician.

All circuit plans should be based on the anticipated equipment load, not the maximum number of receptacles allowed. In fact, with typical equipment loads, you might consume amperage capacity with fewer than 13 receptacles.

The person or group planning and supervising installation of electrical components is responsible for complying with all applicable national and local electrical codes.

Electrical Planning

Step-by-Step Electrical Planning

Step 1: Survey the User's Needs to Identify Electrical Equipment


Using surveys for both individuals and groups, develop a list of electrical equipment. Assign symbol code keys from the equipment list to identify anticipated positions of equipment within the workstations.

Equipment List

- 31 – computer monitors (A)
- 31 – CPUs (B)
- 6 – laser printers (C)

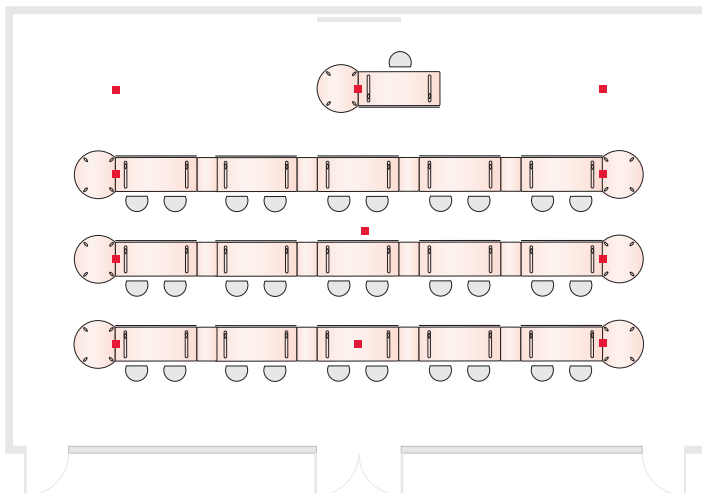
Step 2: Identify the Building Power Locations

Identify the type and location of the building's electrical power source. Identify the sites where tables can conveniently access building electrical power. Plan how you will access the building power. Identify these potential sites on the table layout.



Step 3: Determine the Furniture Layout for the Space

Position tables, bridges, dockers, and other furniture accessories in direct relationship to building power locations.



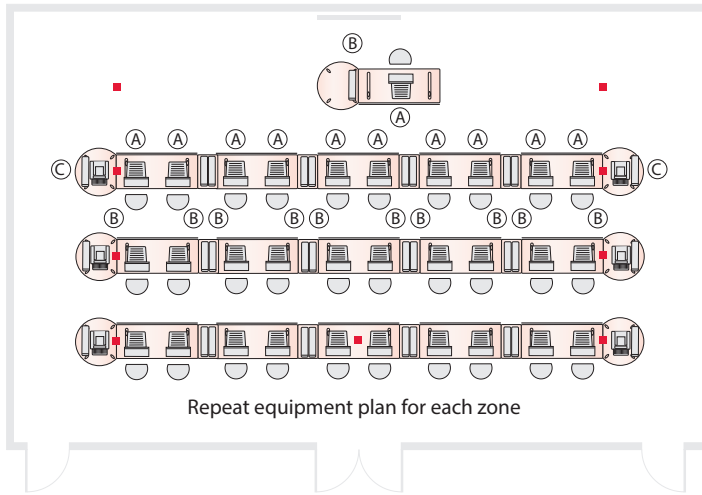
Furniture List

- 16 30" x 72" C-Leg tables with modesty channels and power distribution assemblies
- 12 CPU bridges
- 7 42" x 30" four-legged partial circle docking tables
- 12 double chariots
- 12 J-Channels

Electrical Planning

Step 4: Locate Electrical Equipment

Determine where all of the electrical equipment identified in the user summary will be positioned on the furniture.

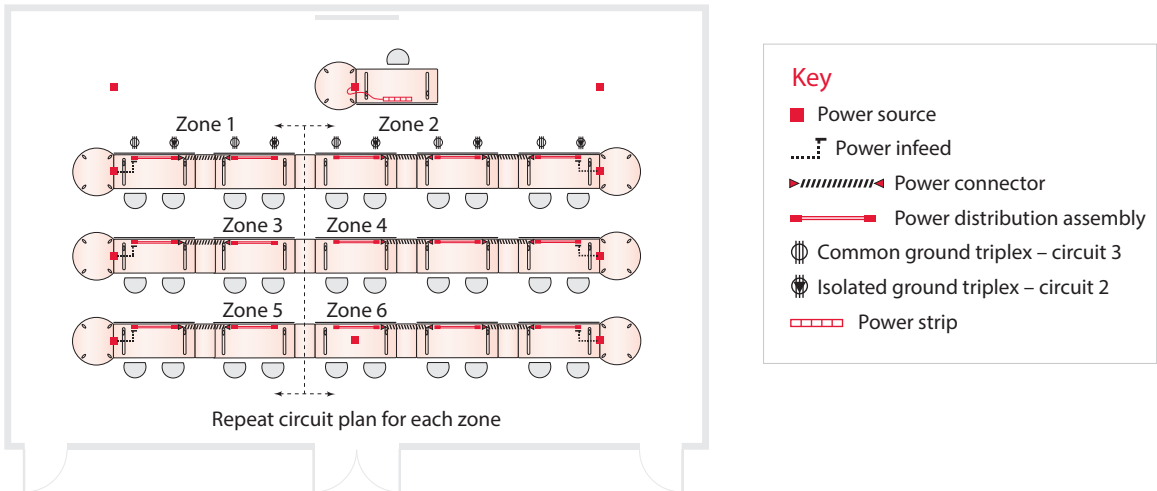


Step 5: Identify Electrical (Furniture) Components

Prepare a separate table layout plan and use it to code all electrical components using standard electrical symbols.

Assign receptacles of the proper type in locations to support the anticipated equipment. Use standard electrical symbols to represent the receptacles. Do not assign circuit numbers at this time.

Develop a plan on which you denote by symbol, color, or product numbers, the bridges and powered and non-powered tables.



Electrical Planning

To Calculate Amps: $\text{Amps} = \text{Watts} \div \text{Volts}$

Use the results of this formula for planning purposes only. Always refer to manufacturer's nameplate or literature, or check with the manufacturer or dealer for accurate amperage information. Always be sure to check your layout with an electrical contractor or electrical engineer.

Obtain and record the actual amperage of each piece of equipment. The equipment amperage is shown on the manufacturer's name plate or within product literature. If the equipment power consumption is listed as watts, convert watts to amps ($\text{Amps} = \text{Watts} \div \text{Volts}$).

Refer to the table plan on which you have placed the keyed electrical equipment; also refer to the placed symbols for electrical components. Compare the plans to be sure you have accurately transferred all information.

Using the applicable codes as guidelines, total the amperage loads for the plan. Presuming that all circuits will be used, identify a department or workstation location to start the process to track and record future changes to the equipment requirements.

To Determine Amperage Totals, Circuit Assignments, and Electrical Zones

- Add the total amperage of each table layout. The total should accommodate the initial loading recommendation of 10 amps per circuit (30 amps for the three-circuit and 40 amps for the four-circuit) and conform to local code limits.
- Enter the available amperage amount in the three blanks near the bottom of the electrical planning worksheet. Always conform to local code limits.
- Determine power zones by using these guidelines:
 - Three- or four-circuits in one area with one infeed location
 - All circuits are planned for 10 amps, but are limited to the 16-amp load requirement (or local code requirements)
 - Circuits limited to 13 receptacles (or local code requirements)
- When more than one infeed is used to power a series of tables, indicate where the zones start and stop.

Use a non-powered table to create a physical break between power zones. If this is not possible, indicate that there is a power break, and no power connector at the connection.

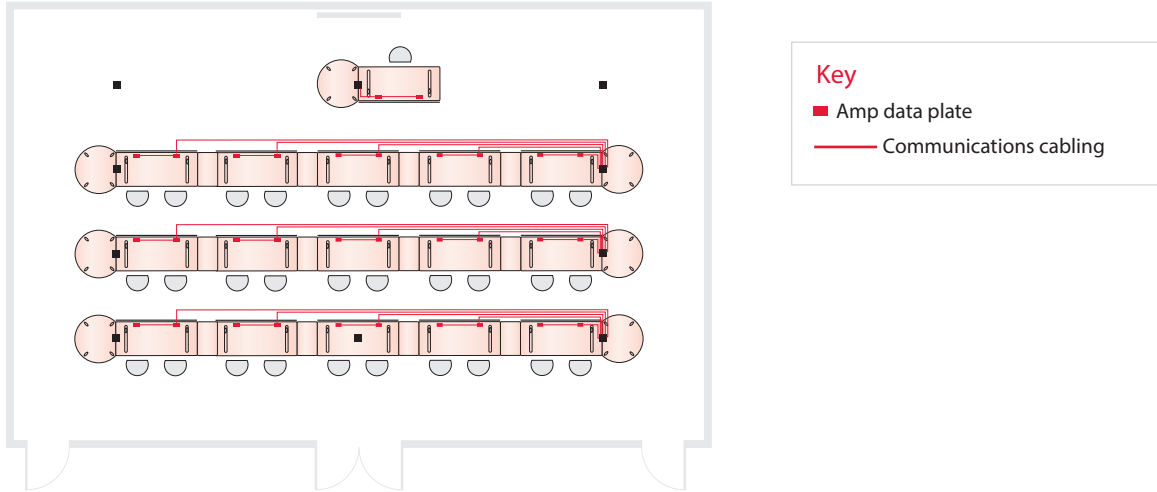
- List the pieces of electrical equipment and total the amperage for each circuit. On the table plan within the power zone, assign circuit numbers that correspond to receptacles.
- Determine the location of the building power source within (or adjacent to) the power zone. Select the table that will house the infeed harness. On the plan views, indicate the type of infeed connection.

Electrical Planning

Step 6: Total the Amperage for Circuit Assignments

Transfer the equipment code keys on the receptacle sites on the table layout. In some cases, single pieces of electrical equipment will draw between 10 and 12 amps. Assign such equipment to one circuit exclusively. A more cost-effective solution may be to connect this equipment directly into a separate building distribution power outlet.

- Determine and define power zones until all areas of the layout are designated and circuit planning is documented on a separate form for each zone.

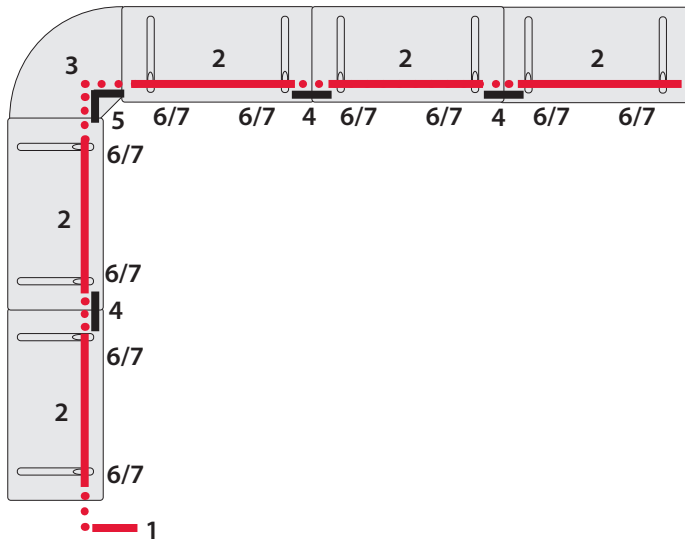


Electrical Planning

Step 7: Create a Communications Plan Drawing

The installer will need to understand where communication source points are located, as well as their termination. Be sure to specify the proper types of communication ports (not available from Haworth; purchase from local suppliers) for installation into the data channel located within the power and cable management modesty channel.

Electrical Specification Summary



Key

- 1. Power infeed (4TEB)
- 2. Power distribution assemblies (4TPD)
- 3. Power connector (4TPC)
- 4. J-Channel, table-to-table (4TJC)
- 5. J-Channel, 90° (4TJC)
- 6. Receptacles (4TRG, 4TRI)
- 7. Communication data ports (purchase from local suppliers)

Power Planning General Guidelines and Checklist

All power application information is found in the corresponding component Price List, system-specific specification guide, and Power Base Planning Guide.

Verify the Following:

In: Routing power from the building into the furniture.

- Power feed length will reach building location.
- Infeed location is not occupied by a Receptacle.

Through: Routing power through the furniture.

- T-Leg or C-Leg table is equipped with a Modesty Panel/Power and Cable Management and power distribution assembly.
- Appropriate table-to-table power connector and J-Channel is specified when spanning power between powered tables.
- All adjacent tables have power, power connectors cannot be coupled together.

Out: Getting power out of the furniture so it can be used.

- Maximum receptacle quantity per infeed is not exceeded (13 US/10 Canada).
-Fixed circuit receptacles are specified for all circuits if using 4-circuit or 20-Amp receptacles..

General Power Application Guidelines:

- Do not mix 3-Circuit with 4-Circuit components.
- Do not mix 4-Circuit, 2+2 and 4-Circuit, 3+1 components.
- Components have unique polarity key and color coding (3-Circuit=black, 2+2=blue and 3+1=green).
- Circuit specific receptacles require some up-front planning for location and circuit identification.
- Local codes may dictate further restrictions and should be consulted.

Tactics Technical Specifications



Tactics Technical Specifications

Legs

• T-Leg Solid Elliptical Tube	13 gauge CRS welded tube
• T-, C-Leg and 4-leg Wire Manager Elliptical Leg	13 gauge CRS roll formed tube w/16 gauge inner channel
• X-base 3" Diameter	13 gauge CRS welded tube
• 4-Leg Base	13 gauge CRS welded tube
• Column Shroud	Injection molded ABS, color molded throughout
• Foot Covers	Injection molded polypropylene, color molded throughout
• Casters	Injection molded nylon, for four-legged tables only, allows for 3/8" (10mm) height
• Glides	Black injection molded nylon, allows for 3/8" (10mm) height variance to compensate for uneven floors

Mounting Plates

• All Mounting Plates	Minimum 1/4" thick CRS
-----------------------	------------------------

Table Tops

• Overall Thickness	1 3/16" nominal thickness
• Particle Board Core	1.125" thick, 45 lb. density
• Lightweight Top Core	1" thick
• High-Pressure Laminate Top (0.028" thick phenolic backer)	0.028" thick
• Wood Top (0.020" thick resin backer)	0.020" thick veneer
• Plastic Wave Edge	1/4" thick x 1 3/16" high plastic
• Plastic Easy Edge	1 5/8" thick x 1 3/16" high plastic
• Wood Cove Edge	1/4" thick x 1 3/16" high hardwood

Table Corners

• Plastic Wave and Wood Cove edges	2" radius corner
• Plastic Easy Edge	90° corner

Ganging Connector

• Ganging Connector	16 gauge steel
---------------------	----------------

Modesty Panel

• Front panel	12 1/16" high extruded rigid plastic, color extruded throughout
• Structural Frame/Table Top Attachment	5/16" diameter CRS welded to 16 gauge steel channels
• Power and Cable Management Channel	Plastic extrusion with plastic snap covers
• Power and Cable Management Channel End Caps	Polypropylene
• J-Channel	Plastic extrusion

Weights

Rectangular Tables	Overall Table Weight*	
	Standard Top	Lightweight Top
24" x 48"	60.00 lbs.	43.60 lbs.
30" x 48"	71.00 lbs.	50.50 lbs.
18" x 60"	57.75 lbs.	42.38 lbs.
24" x 60"	69.00 lbs.	48.50 lbs.
30" x 60"	82.25 lbs.	56.63 lbs.
36" x 60"	93.50 lbs.	62.75 lbs.
18" x 72"	64.50 lbs.	46.05 lbs.
24" x 72"	78.00 lbs.	53.40 lbs.
30" x 72"	93.50 lbs.	62.75 lbs.
36" x 72"	107.00 lbs.	70.10 lbs.
18" x 84"	71.25 lbs.	49.73 lbs.
24" x 84"	87.00 lbs.	58.30 lbs.
30" x 84"	104.75 lbs.	68.88 lbs.
36" x 84"	120.50 lbs.	77.45 lbs.
18" x 96"	78.00 lbs.	53.40 lbs.
24" x 96"	96.00 lbs.	63.20 lbs.
30" x 96"	116.00 lbs.	75.00 lbs.
36" x 96"	134.00 lbs.	84.80 lbs.


*Includes the weight of the folding base.

This page intentionally left blank.

Tactics/450 Series Table of Contents

Tactics Tables – T-Leg – Non-Folding		450 Series Product Directory	357
Crescent	334	Series Specifications	
Half-Moon Docker	333	Construction Features	359
Racetrack	333	General Guidelines for Product Specification	360
Rectangle	332	Product Offering	359
Trapezoid	334	Shipping Assembly Information	359
T-Leg – Connecting Tops		Table Weights and Cubes	359
Pie-Shaped	335	450 Series Tables	
T-Leg – Folding		Flip-Top Tables	363
Racetrack	338	Folding Table Transport Dolly	364-365
Rectangle	336-337	Folding Tables	364-365
C-Leg – Non-Folding		Stationary Tables	361-362
Rectangle	339	Table Accessories	368-369
C-Leg – Folding		Training Tables	366-367
Rectangle	340	Wire Management/Electrical	370
C-Leg – Connecting Tops and Bridge		Tactics and 450 Series Finish/Color Legend .	371-372
Pie/Bridge Shaped	341	Terms of Sale	
X-Base Tables		North American	539-542
Conference Round	342	Index	543-552
Round	342	Lifetime Product Warranty	Inside Back Cover
Square	342		
Four-Legged Conference			
Conference Round	344		
Half-Moon Docker	344		
Racetrack	343		
Rectangle	343		
Tactics 3-Circuit Electrical Components			
Base Feed Module Hardwire Connection	345		
Base Feed Module — Concealed Hardwire Connection	345		
Internal Power Base AI Feed	346		
Power Distribution Assembly	347		
Single Circuit Base Feed – Receptacle Connection with Power cord	345		
Single Circuit Base Feed – Receptacle Connection	346		
Table-to-Table Power Connector	347		
Triplex Receptacles — 15 Amp	348		
Tactics 4-Circuit Electrical Components			
Base Feed Module Hardwire Connection	349		
Base Feed Module – Concealed Hardwire Connection	349		
Internal Power Base AI Feed	350		
Power Distribution Assembly	351		
Single Circuit Base Feed – Receptacle Connection with Power cord	349		
Single Circuit Base Feed – Receptacle Connection	350		
Table-to-Table Power Connector	351		
Triplex Receptacles – 15 Amp	352		
Tactics – Electrical Accessories			
Enhanced Power Module	354		
Flip Top Unit	353		
Modesty Panel	355		
Modesty Panel/Power and Cable Management	355		
J-Channel	355		
Grommet	356		
Table Dome	354		

Tactics T-leg Tables — Non-folding



Size	Foot Length	Number ①	Laminate A V	Laminate B V	Wood W
Rectangle					
18" x 60"(475mm x 1524mm)	16"(406mm)	4TTC-1860-■ 4S00G	\$ 925.95	\$ 994.08	\$1705.07
18" x 72"(475mm x 1829mm)		4TTC-1872-■ 4S00G	935.29	1004.16	1721.21
18" x 84"(475mm x 2134mm)		4TTC-1884-■ 4S00G	944.63	1014.24	1654.93
18" x 96"(475mm x 2483mm)		4TTC-1896-■ 4S00G	953.97	1024.32	1671.07
24" x 60"(610mm x 1524mm)	20"(508mm)	4TTC-2460-■ 4S00G ■	\$ 996.57	\$1070.34	\$1745.73
24" x 72"(610mm x 1829mm)		4TTC-2472-■ 4S00G ■	1039.15	1116.34	1812.99
24" x 84"(610mm x 2134mm)		4TTC-2484-■ 4S00G	1081.73	1162.34	1880.25
24" x 96"(610mm x 2483mm)		4TTC-2496-■ 4S00G	1124.31	1208.34	1947.51
30" x 60"(762mm x 1524mm)	24"(610mm)	4TTC-3060-■ 4S00G ■	\$1067.19	\$1146.60	\$1868.81
30" x 72"(762mm x 1829mm)		4TTC-3072-■ 4S00G ■	1120.99	1204.72	1949.89
30" x 84"(762mm x 2134mm)		4TTC-3084-■ 4S00G	1174.79	1262.84	2030.97
30" x 96"(762mm x 2483mm)		4TTC-3096-■ 4S00G	1228.59	1320.96	2112.05
36" x 60"(914mm x 1524mm)	28"(711mm)	4TTC-3660-■ 4S00G ■	\$1137.81	\$1222.86	\$1991.89
36" x 72"(914mm x 1829mm)		4TTC-3672-■ 4S00G ■	1174.05	1262.00	2056.89
36" x 84"(914mm x 2134mm)		4TTC-3684-■ 4S00G	1210.29	1301.14	2121.89
36" x 96"(914mm x 2483mm)		4TTC-3696-■ 4S00G	1246.53	1340.28	2186.89

Features

- Includes 1 3/16"(30mm) thick standard top, base assemblies and hardware.
- Standard table height is 29"(737mm). Non-standard height options are available.
- Modesty panels or a power and cable management modesty panel can be separately specified; field modification required.
- Optional wire management leg is available.
- Modesty panel inserts are included for separately specified modesty panels.
- Table ganging connector inserts are included.
- Non-ganging option is available.

■ Available on RUSH with laminate top and V edge option.

Wire Management Leg Option

Replace the thirteenth digit in the product number with **W** and add **\$82.42** list.

Example: 4TTC-3072-V4S0WG

Non-Ganging Option

Replace the last digit in the product number with **0** and subtract **\$79.12** list.

Example: 4TTC-3072-V4S000

Non-Standard Table Height Option

Replace the tenth digit with the code for optional table height.

Example: 4TTC-2484-W7S00G is a 40"(1016mm) stool height table. If ordering 40"(1016mm) height, add **\$359.34** to list.

Optional

Height Code	Height	Description
7*	40"(1016mm)	Stool Height
5	32"(813mm)	Wheelchair Access Height

*40"(1016mm) table heights are standard with a modesty 13/16"(21mm) thick x 11"(279mm) high.

The modesty fastens between the legs and under the top. Modesty has black laminate on the front, back and the bottom edge.

To Order Laminate or Plastic Edge:

- 1) Product number, including:

① Edge Option:

V Plastic Wave ■

- 2) Laminate surface color.
- 3) Plastic color (table edge/foot cap/wire management leg).
- 4) Leg trim color.

To Order Wood Top/Wood Edge:



- 1) Product number, including:

① Edge Option:

W Wood Cove

- 2) Wood finish color.
- 3) Leg trim color.
- 4) Plastic color (foot cap/wire management leg).

Tactics T-leg Tables — Non-folding

	Size	Foot Length	Number ①	Laminate A V	Laminate B V	Wood W
 <p>4TTT</p>	Racetrack					
	36" x 72"(914mm x 1829mm)	28"(711mm)	4TTT-3672- 4S000	\$1176.86	\$1270.93	\$2240.23
	36" x 84"(914mm x 2134mm)		4TTT-3684- 4S000	1266.54	1367.77	2391.53
	42" x 84"(1067mm x 2134mm)		4TTT-4284- 4S000	1809.04	1953.67	3250.86
	42" x 96"(1067mm x 2483mm)		4TTT-4296- 4S000	1898.72	2050.51	3402.16
 <p>4TTH</p>	Half-Moon Docker					
	18" x 36"(457mm x 914mm)	16"(406mm)	4TTH-1836- 4S00G	\$1002.61	\$1065.44	\$1725.22
	24" x 48"(610mm x 1219mm)	20"(508mm)	4TTH-2448- 4S00G	1130.29	1207.68	1931.16
	30" x 60"(762mm x 1524mm)	24"(610mm)	4TTH-3060- 4S00G	1294.45	1390.56	2195.94
	36" x 72"(914mm x 1829mm)	28"(711mm)	4TTH-3672- 4S00G	1697.05	1838.48	3069.34

Features

- Includes 1 3/16"(30mm) thick standard top, base assemblies and hardware.
- Standard table height is 29"(737mm). Non-standard height options are available.
- Optional wire management leg is available.
- Half-Moon Docker table ganging connector inserts are included.
- Non-ganging option is available for Half-Moon Docker.

Wire Management Leg Option

Replace the thirteenth digit in the product number with **W** and add **\$82.42** list.

Example: 4TTH-3060-V4S0WG

Half-Moon Non-Ganging Option

Replace the last digit in the product number with **0** and subtract **\$79.12** list.

Example: 4TTH-3060-V4S000

Non-Standard Table Height Option

Replace the tenth digit with the code for optional table height.

Example: 4TTH-2448-W7S00G is a 40"(1016mm) stool height table. If ordering 40"(1016mm) height, add **\$359.34** to list.

Optional

Height Code	Height	Description
7*	40"(1016mm)	Stool Height
5	32"(813mm)	Wheelchair Access Height

*40"(1016mm) table heights are standard with a modesty 13/16"(21mm) thick x 11"(279mm) high. The modesty fastens between the legs and under the top. Modesty has black laminate on the front, back and the bottom edge.

To Order Laminate Top/Plastic Edge:

1) Product number, including:

① Edge Option:

V Plastic Wave

2) Laminate surface color.

3) Plastic color (table edge/foot cap/wire management leg).

4) Leg trim color.

To Order Wood Top/Wood Edge:

1) Product number, including:

① Edge Option:



W Wood Cove

2) Wood finish color.

3) Leg trim color.

4) Foot cap Plastic color.

Tactics T-leg Tables — Non-folding

	Size	Foot Length	Number ①	Laminate A V	Laminate B V	Wood W
 <p>4TTZ</p>	Trapezoid					
	24" x 48"(610mm x 1219mm)	20"(508mm)	4TTZ-2448- 4S00G	\$1007.09	\$1084.55	\$1766.68
	30" x 60"(762mm x 1524mm)	24"(610mm)	4TTZ-3060- 4S00G	1334.48	1428.14	2277.49
	36" x 72"(914mm x 1829mm)	28"(711mm)	4TTZ-3672- 4S00G	1455.89	1569.35	2623.08
 <p>4TTN</p>	Crescent					
	24" x 42"(610mm x 1067mm)	20"(508mm)	4TTN-2442- 4S00G	\$1011.58	\$1074.41	\$1872.02
	30" x 48"(762mm x 1219mm)	24"(610mm)	4TTN-3048- 4S00G	1209.05	1224.85	2291.00
	36" x 60"(914mm x 1524mm)	28"(711mm)	4TTN-3660- 4S00G	1765.56	1825.89	3467.32

Features

- Includes 1 3/16"(30mm) thick standard top, base assemblies and hardware.
- Standard table height is 29"(737mm). Non-standard height options are available.
- Optional wire management leg is available.
- Table ganging connector inserts are included.
- Non-ganging option is available.

Wire Management Leg Option

Replace the thirteenth digit in the product number with **W** and add **\$82.42** list.

Example: 4TTN-3660-V4S0WG

Non-Ganging Option

Replace the last digit in the product number with **0** and subtract **\$79.12** list.

Example: 4TTN-3660-V4S000

Non-Standard Table Height Option

Replace the tenth digit with the code for optional table height.

Example: 4TTN-2442-W7S00G is a 40"(1016mm) stool height table. If ordering 40"(1016mm) height, add **\$359.34** to list.

Optional

Height Code	Height	Description
7*	40"(1016mm)	Stool Height
5	32"(813mm)	Wheelchair Access Height

*40"(1016mm) table heights are standard with a modesty 13/16"(21mm) thick x 11"(279mm) high. The modesty fastens between the legs and under the top. Modesty has black laminate on the front, back and the bottom edge.

To Order Laminate Top/Plastic Edge:

- 1) Product number, including:

① Edge Option:

- V** Plastic Wave
- 2) Laminate surface color.
 - 3) Plastic color (table edge/foot cap/wire management leg).
 - 4) Leg trim color.

To Order Wood Top/Wood Edge:

- 1) Product number, including:

① Edge Option:

- W** Wood Cove
- 2) Wood finish color.
 - 3) Leg trim color.
 - 4) Foot cap Plastic color.

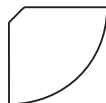
Tactics T-leg Tables — Connecting Tops

	Size	Foot Length	Number ①	Laminate A V	Laminate B V	Wood W
Pie-Shaped	24"(610mm) Deep	45° Top	4T0V-2445-■	\$307.89	\$369.49	\$532.63
	30"(762mm) Deep		4T0V-3045-■	399.91	423.06	674.27
	24"(610mm) Deep	90° Top	4T0V-2490-■	\$352.85	\$414.45	\$649.64
	30"(762mm) Deep		4T0V-3090-■	479.24	502.39	825.65



45°

4"



90°

4T0V

Features

- Includes 1 3/16"(30mm) thick standard top, one ganging connector hardware.
- Requires the support of two T-leg tables with ganging option.
- All sizes accept a separately specified J-channel to route cables.

To Order Laminate Top/Plastic Edge:

- 1) Product number, including:

① Edge Option:

■ Plastic Wave

- 2) Laminate surface color.
- 3) Edge Plastic color.

To Order Wood Top/Wood Edge:

- 1) Product number, including:

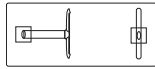
① Edge Option:

■ Wood Cove

- 2) Wood finish color.

Tactics T-leg Tables — Folding

Rectangle



4TTC

Features

- Includes 1 3/16”(30mm) thick top, base assemblies and hardware.
 - Available with standard or lightweight tops.
 - Standard table height is 29”(737mm). Non-standard height option available.
 - Lightweight tops should not be drilled in the field.
 - Folding tables are shipped with bases folded and are 3 3/4”(95mm) thick when folded.
 - Modesty panels or a power and cable management modesty panel can be separately specified; field modification required.
 - Modesty panel inserts are included for separately specified modesty panels.
 - Table ganging connector inserts are included.
 - Optional wire management leg is available.
 - Non-ganging option is available.
 - AKP not for use on these tables.
- ◆ Available on RUSH with laminate top and **V** edge option.

Wire Management Leg Option

Replace the thirteenth digit in the product number with **W** and add **\$82.42** list.

Example: 4TTC-3072-V4F0WG

Non-Ganging Option

Replace the last digit in the product number with **0** and subtract **\$79.12** list.

Example: 4TTC-3072-V4F000

Non-Standard Table Height Option

Replace the tenth digit with the code for optional table height.

Example: 4TTC-2484-W5F00G is a 32”(813mm) wheelchair access height.

Optional

Height Code	Height	Description
5	32”(813mm)	Wheelchair Access Height

Note: 32”(813mm) height option not available on 60”(1524mm) wide tables.

To Order Laminate Top/Plastic Edge:

- 1) Product number, including:

① Edge Option:

- V** Plastic Wave ◆
- 2) Laminate surface color.
 - 3) Plastic color (table edge/foot cap/wire management leg).
 - 4) Leg trim color.

To Order Wood Top/Wood Edge:

- 1) Product number, including:

① Edge Option:

- W** Wood Cove
- 2) Wood finish color.
 - 3) Leg trim color.
 - 4) Plastic color (foot cap/wire management leg option).

Tactics T-leg Tables — Folding

	Size	Foot Length	Description	Number ①	Laminate A V	Laminate B V	Wood W
Rectangle	18" x 60"(475mm x 1524mm)	16"(406mm)	Standard Top	4TTC-1860-■ 4F00G	\$1423.75	\$1491.88	\$2202.87
			Lightweight Top	4TTC-1860-■ 4FL0G	1633.64	1701.77	2412.76
	18" x 72"(475mm x 1829mm)	16"(406mm)	Standard Top	4TTC-1872-■ 4F00G	1433.09	1501.96	2219.01
			Lightweight Top	4TTC-1872-■ 4FL0G	1647.58	1716.45	2433.50
	18" x 84"(475mm x 2134mm)	16"(406mm)	Standard Top	4TTC-1884-■ 4F00G	1442.43	1512.04	2152.73
			Lightweight Top	4TTC-1884-■ 4FL0G	1661.52	1731.13	2371.82
	18" x 96"(475mm x 2483mm)	16"(406mm)	Standard Top	4TTC-1896-■ 4F00G	1451.77	1522.12	2168.87
			Lightweight Top	4TTC-1896-■ 4FL0G	1675.46	1745.81	2392.56
	24" x 60"(610mm x 1524mm)	20"(508mm)	Standard Top	4TTC-2460-■ 4F00G ■	\$1494.37	\$1568.14	\$2243.53
			Lightweight Top	4TTC-2460-■ 4FL0G	1711.95	1785.72	2461.11
	24" x 72"(610mm x 1829mm)	20"(508mm)	Standard Top	4TTC-2472-■ 4F00G ■	1536.95	1614.14	2310.79
			Lightweight Top	4TTC-2472-■ 4FL0G	1761.33	1838.52	2535.17
	24" x 84"(610mm x 2134mm)	20"(508mm)	Standard Top	4TTC-2484-■ 4F00G	1579.53	1660.14	2378.05
			Lightweight Top	4TTC-2484-■ 4FL0G	1810.71	1891.32	2609.23
	24" x 96"(610mm x 2483mm)	20"(508mm)	Standard Top	4TTC-2496-■ 4F00G	1622.11	1706.14	2445.31
			Lightweight Top	4TTC-2496-■ 4FL0G	1860.09	1944.12	2683.29
	30" x 60"(762mm x 1524mm)	24"(610mm)	Standard Top	4TTC-3060-■ 4F00G	\$1564.99	\$1644.40	\$2366.61
			Lightweight Top	4TTC-3060-■ 4FL0G ■	1806.75	1886.16	2608.37
	30" x 72"(762mm x 1829mm)	24"(610mm)	Standard Top	4TTC-3072-■ 4F00G	1618.79	1702.52	2447.69
			Lightweight Top	4TTC-3072-■ 4FL0G ■	1874.11	1957.84	2703.01
	30" x 84"(762mm x 2134mm)	24"(610mm)	Standard Top	4TTC-3084-■ 4F00G	1672.59	1760.64	2528.77
			Lightweight Top	4TTC-3084-■ 4FL0G	1941.47	2029.52	2797.65
	30" x 96"(762mm x 2483mm)	24"(610mm)	Standard Top	4TTC-3096-■ 4F00G	1726.39	1818.76	2609.85
			Lightweight Top	4TTC-3096-■ 4FL0G	2008.83	2101.20	2892.29
36" x 60"(914mm x 1524mm)	28"(711mm)	Standard Top	4TTC-3660-■ 4F00G	\$1635.61	\$1720.66	\$2489.69	
		Lightweight Top	4TTC-3660-■ 4FL0G	1894.95	1980.00	2749.03	
36" x 72"(914mm x 1829mm)	28"(711mm)	Standard Top	4TTC-3672-■ 4F00G	1671.85	1759.80	2554.69	
		Lightweight Top	4TTC-3672-■ 4FL0G	1951.49	2039.44	2834.33	
36" x 84"(914mm x 2134mm)	28"(711mm)	Standard Top	4TTC-3684-■ 4F00G	1708.09	1798.94	2619.69	
		Lightweight Top	4TTC-3684-■ 4FL0G	2008.03	2098.88	2919.63	
36" x 96"(914mm x 2483mm)	28"(711mm)	Standard Top	4TTC-3696-■ 4F00G	1744.33	1838.08	2684.69	
		Lightweight Top	4TTC-3696-■ 4FL0G	2064.57	2158.32	3004.93	

Tactics T-leg Tables — Folding

Racetrack



4TTT

Size	Foot Length	Number ①	Laminate A V	Laminate B V	Wood W
36" x 72"(914mm x 1829mm)	28"(711mm)	4TTT-3672- 4F000	\$1674.53	\$1768.60	\$2737.90
36" x 84"(914mm x 2134mm)		4TTT-3684- 4F000	1764.21	1865.44	2889.20
42" x 84"(1067mm x 2134mm)		4TTT-4284- 4F000	\$2306.71	\$2451.34	\$3748.53
42" x 96"(1067mm x 2483mm)		4TTT-4296- 4F000	2396.39	2548.18	3899.83

Features

- Includes 1 3/16"(30mm) thick standard top, bases assemblies and hardware.
- Standard table height is 29"(737mm). Non-standard height option available.
- Optional wire management leg is available
- Folding tables are shipped with bases folded and are 3 3/4"(95mm) thick when folded.

Wire Management Leg Option

Replace the thirteenth digit in the product number with **W** and add **\$82.42** list.

Example: 4TTT-3672-V4F0W0

Non-Standard Table Height Option

Replace the tenth digit with the code for optional table height.

Example: 4TTT-3672-W5F000 is a 32"(813mm) wheelchair access height.

Optional

Height Code	Height	Description
5	32"(813mm)	Wheelchair Access Height

Note: 32"(813mm) height option not available on 60"(1524mm) wide tables.

To Order Laminate Top/Plastic Edge:

- 1) Product number, including:

① Edge Option:

V Plastic Wave

- 2) Laminate surface color.
- 3) Plastic color (table edge/foot cap/wire management leg).
- 3) Leg trim color.

To Order Wood Top/Wood Edge:

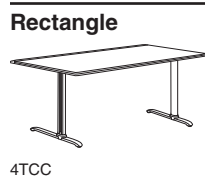
- 1) Product number, including:

① Edge Option:

W Wood Cove

- 2) Wood finish color.
- 3) Leg trim color.
- 4) Plastic color (foot cap/wire management leg option).

Tactics C-leg Tables — Non-folding



Size	Foot Length	Number	Laminate A	B
24" x 48"(610mm x 1219mm)	20"(508mm)	4TCC-2448-X4S0WG	\$1007.56	\$1081.33
24" x 60"(610mm x 1524mm)	20"(508mm)	4TCC-2460-X4S0WG	1050.14	1127.33
24" x 72"(610mm x 1829mm)	20"(508mm)	4TCC-2472-X4S0WG	1092.72	1173.33
24" x 84"(610mm x 2134mm)	20"(508mm)	4TCC-2484-X4S0WG	1135.30	1219.33
24" x 96"(610mm x 2438mm)	20"(508mm)	4TCC-2496-X4S0WG	1177.88	1265.33
30" x 48"(762mm x 1219mm)	24"(610mm)	4TCC-3048-X4S0WG	\$1078.18	\$1157.59
30" x 60"(762mm x 1524mm)	24"(610mm)	4TCC-3060-X4S0WG	1131.98	1215.71
30" x 72"(762mm x 1829mm)	24"(610mm)	4TCC-3072-X4S0WG	1185.78	1273.83
30" x 84"(762mm x 2134mm)	24"(610mm)	4TCC-3084-X4S0WG	1239.58	1331.95
30" x 96"(762mm x 2438mm)	24"(610mm)	4TCC-3096-X4S0WG	1293.38	1390.07

Features

- Includes 1 3/16"(30mm) thick standard top, base assemblies and hardware.
- Laminate surface with Plastic/easy edge on user edge and wave edge on sides and back.
- Standard table height is 29"(737mm). Non-standard height options are available.
- Modesty panels or a power and cable management modesty panel can be separately specified; field modification required.
- Wire management leg is standard on all C-leg table sizes.
- Modesty panel inserts are included for separately specified modesty panels.
- Table ganging connector inserts are included.
- Non-ganging option is available.
- ◆ Available on RUSH with laminate top.

To Order Laminate Top/Plastic Edge:

- 1) Product number.
- 2) Laminate surface color.
- 3) Plastic color (table edge/foot cap/wire management leg).
- 4) Leg trim color.

Non-Ganging Option

Replace the last digit in the product number with **0** and subtract **\$79.12** list.

Example: 4TCC-3072-X4S0W0

Non-Standard Table Height Option

Replace the tenth digit with the code for optional table height.

Example: 4TCC-2484-Z7S0WG is a 40"(1016mm) stool height table.

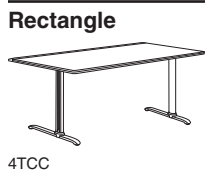
If ordering 40"(1016mm) height, add **\$359.34** to list.

Optional

Height Code	Height	Description
7*	40"(1016mm)	Stool Height
5	32"(813mm)	Wheelchair Access Height

*40"(1016mm) table heights are standard with a modesty 13/16"(21mm) thick x 11"(279mm) high. The modesty fastens between the legs and under the top. Modesty has black laminate on the front, back and the bottom edge.

Tactics C-leg Tables — Folding



Size	Foot Length	Description	Number	Laminate	
				A	B
24" x 60"(610mm x 1524mm)	20"(508mm)	Standard Top	4TCC-2460-X4F0WG	\$1547.94	\$1625.13
		Lightweight Top	4TCC-2460-X4FLWG	1805.08	1882.27
24" x 72"(610mm x 1829mm)	20"(508mm)	Standard Top	4TCC-2472-X4F0WG	1590.52	1671.13
		Lightweight Top	4TCC-2472-X4FLWG	1854.46	1935.07
24" x 84"(610mm x 2134mm)	20"(508mm)	Standard Top	4TCC-2484-X4F0WG	1633.10	1717.13
		Lightweight Top	4TCC-2484-X4FLWG	1903.84	1987.87
24" x 96"(610mm x 2438mm)	20"(508mm)	Standard Top	4TCC-2496-X4F0WG	1675.68	1763.13
		Lightweight Top	4TCC-2496-X4FLWG	1953.22	2040.67
30" x 60"(762mm x 1524mm)	24"(610mm)	Standard Top	4TCC-3060-X4F0WG	\$1629.78	\$1713.51
		Lightweight Top	4TCC-3060-X4FLWG	1911.10	1994.83
30" x 72"(762mm x 1829mm)	24"(610mm)	Standard Top	4TCC-3072-X4F0WG	1683.58	1771.63
		Lightweight Top	4TCC-3072-X4FLWG	1978.46	2066.51
30" x 84"(762mm x 2134mm)	24"(610mm)	Standard Top	4TCC-3084-X4F0WG	1737.38	1829.75
		Lightweight Top	4TCC-3084-X4FLWG	2045.82	2138.19
30" x 96"(762mm x 2438mm)	24"(610mm)	Standard Top	4TCC-3096-X4F0WG	1791.18	1887.87
		Lightweight Top	4TCC-3096-X4FLWG	2113.18	2209.87

Features

- Includes 1 3/16"(30mm) thick top, base assemblies and hardware.
- Laminate surface with Plastic/easy edge on user edge and wave edge on sides and back.
- Standard table height is 29"(737mm). Non-standard height option is available.
- Wire management leg is standard on all C-leg tables.
- Available with standard or lightweight top.
- Modesty panels or a power and cable management modesty panel can be separately specified; field modification required.
- Modesty panel inserts are included for separately specified modesty panels.
- Table ganging connector inserts are included.
- Non-ganging option is available.
- Lightweight tops should not be drilled in the field.
- AKP not for use on these tables.
- Folding tables are shipped with bases folded and are 3 3/4"(95mm) when folded.

To Order Laminate Top/Plastic Edge:

- 1) Product number.
- 2) Laminate surface color.
- 3) Plastic color (table edge/foot cap/wire management leg).
- 4) Leg trim color.

Non-Ganging Option

Replace the last digit in the product number with **0** and subtract **\$79.12** list.

Example: 4TCC-3072-X4F0W0

Non-Standard Table Height Option

Replace the tenth digit with the code for optional table height.






Example: 4TCC-2484-Z5F0WG is a 32"(813mm) wheelchair access height.

Optional

Height Code	Height	Description
5	32"(813mm)	Wheelchair Access Height

Note: 32"(813mm) height option not available on 60"(1524mm) wide tables.

Tactics C-leg Tables – Connecting Tops and Bridge

	Size	Description	Number	Laminate A	B
Pie/Bridge Shaped  15°  30°  45°  90°  CPU Bridge 4T0V	24"(610mm) Deep	15° Top	4T0V-2415-X	\$277.02	\$338.62
	30"(762mm) Deep		4T0V-3015-X	349.38	372.53
	24"(610mm) Deep	30° Top	4T0V-2430-X	\$292.42	\$354.02
	30"(762mm) Deep		4T0V-3030-X	370.27	393.42
	24"(610mm) Deep	45° Top	4T0V-2445-X	\$307.89	\$369.49
	30"(762mm) Deep		4T0V-3045-X	399.91	423.06
	24"(610mm) Deep	90° Top	4T0V-2490-X	\$352.85	\$414.45
	30"(762mm) Deep		4T0V-3090-X	479.24	502.39
	24" x 18"(610mm x 457mm)	CPU Bridge	4T0C-2418-X	\$366.89	\$429.72
	30" x 18"(762mm x 457mm)		4T0C-3018-X	379.23	442.06




Features

- Includes 1 3/16"(30mm) top, one ganging connector and attachment hardware.
- Laminate surface with Plastic/easy edge on user edge and wave edge on sides and back.
- Requires the support of two C-leg tables with ganging option.
- All sizes accept a separately specified J-channel to carry cables.

To Order Laminate Top/Plastic Edge:

- 1) Product number.
- 2) Laminate surface color.
- 3) Edge Plastic color.

Tactics X-Base Tables

	Size	Foot Length	Number ¹	Laminate A V	Laminate B V	Wood W
 4TXR	Round					
	30"(762mm)	26"(660mm)	4TXR-30- 4S00	\$ 654.13	\$ 716.96	\$1176.94
	36"(914mm)	32"(813mm)	4TXR-36- 4S00	831.41	914.58	1503.70
	42"(1067mm)	32"(813mm)	4TXR-42- 4S00	923.41	1017.14	1664.10
	48"(1219mm)	36"(914mm)	4TXR-48- 4S00	1024.39	1129.70	1835.55
 4TXU	Conference Round					
	36" x 24"(914mm x 610mm)	32"(813mm)	4TXU-3624- 4S00G	\$ 966.70	\$1029.53	\$1678.44
	42" x 30"(1067mm x 762mm)	32"(813mm)	4TXU-4230- 4S00G	1067.68	1142.10	1832.90
	48" x 36"(1219mm x 914mm)	36"(914mm)	4TXU-4836- 4S00G	1170.90	1257.16	2027.78
 4TXQ	Square					
	30" x 30"(762mm x 762mm)	26"(660mm)	4TXQ-3030- 4S00G*	\$ 780.51	\$ 843.65	\$1299.92
	36" x 36"(914mm x 914mm)	32"(813mm)	4TXQ-3636- 4S00G*	859.44	931.60	1455.52
	42" x 42"(1067mm x 1067mm)	32"(813mm)	4TXQ-4242- 4S000	834.36	912.16	1560.10
	48" x 48"(1219mm x 1219mm)	36"(914mm)	4TXQ-4848- 4S000	930.20	1019.27	1743.72

Features

- Includes 1 3/16"(30mm) thick standard top, base and hardware.
- Standard table height is 29"(737mm). Non-standard height option available.
- Square table includes non-ganging option on 30"(762mm) and 36"(914mm) tables.

Non-Ganging Option - Square Table

Replace the last digit in the product number with **0** and subtract **\$79.12** list.

Example: 4TXQ-3636-V4S000

Non-Standard Table Height Option

Replace the tenth digit with the code for optional table height.

Example: 4TXQ-4848-W5S00G is a 32"(813mm) wheelchair access height.

Optional

Height Code	Height	Description
5	32"(813mm)	Wheelchair Access Height

***Note:** Ganging option available on 30"(762mm) and 36"(914mm) square tables only.

To Order Laminate Top/Plastic Edge:

- 1) Product number, including:

1 Edge Option:

V Plastic Wave

- 2) Laminate surface color or wood finish color.
- 3) Plastic color (table edge/foot cap).
- 4) Leg trim color.

To Order Wood Top/Wood Edge:



- 1) Product number, including:

1 Edge Option:

W Wood Cove

- 2) Wood finish color.
- 3) Leg trim color.
- 4) Foot cap Plastic color.

Tactics Four-Legged Conference Tables

	Size	Number ①	Laminate A V	Laminate B V	Wood W
 With Optional Casters 4TLC	Rectangle				
	36" x 60"(914mm x 1524mm)	4TLC-3660- 4S00G0	\$1137.81	\$1222.86	\$1991.89
	36" x 72"(914mm x 1829mm)	4TLC-3672- 4S00G0	1174.05	1262.00	2056.89
	36" x 84"(914mm x 2134mm)	4TLC-3684- 4S00G0	1210.29	1301.14	2121.89
	36" x 96"(914mm x 2483mm)	4TLC-3696- 4S00G0	1246.53	1340.28	2186.89
 With Optional Casters 4TLT	Racetrack				
	36" x 72"(914mm x 1829mm)	4TLT-3672- 4S0000	\$1266.53	\$1360.60	\$2329.90
	36" x 84"(914mm x 2134mm)	4TLT-3684- 4S0000	1369.66	1470.89	2494.65
	42" x 84"(1067mm x 2134mm)	4TLT-4284- 4S0000	1819.44	1964.07	3261.26
	42" x 96"(1067mm x 2483mm)	4TLT-4296- 4S0000	1909.12	2060.91	3412.56

Features

- Includes 1 3/16"(30mm) thick standard top, base assemblies and hardware.
- Standard table height is 29"(737mm). Non-standard height option available.
- Options include a wire management leg and casters.
- Table legs standard with adjustable glides.

Wire Management Leg Option

Replace the thirteenth digit in the product number with **W** and add **\$82.42** list.

Example: 4TLC-3672-V4S0WG0

Non-Ganging Option - Rectangular Table

Replace the fourteenth digit in the product number with **0** and subtract **\$79.12** list.

Example: 4LTC-3672-V4S0000

Caster Option

Replace the last digit with a **C** and add **\$93.41** list. Includes 2 locking/2 non-locking casters.

Example: 4TLC-3672-V4S000C

Non-Standard Table Height Option

Replace the tenth digit with the code for optional table height.

Example: 4LTC-3672-W500G0 is a 32"(813mm) wheelchair access height.

Optional

Height Code	Height	Description
5	32"(813mm)	Wheelchair Access Height

Note: 32"(813mm) height option not available on 60"(1524mm) wide tables.

To Order Laminate Top/Plastic Edge:

- 1) Product number, including:
V Plastic Wave
- 2) Laminate surface color.
- 3) Plastic color (table edge/wire management leg).
- 4) Leg trim color.

To Order Wood Top/Wood Edge:

- 1) Product number, including:
W Wood Cove
- 2) Wood finish color.
- 3) Leg trim color.
- 4) Plastic color (wire management leg).

① Edge Option:

- 1) Product number, including:
W Wood Cove
- 2) Wood finish color.
- 3) Leg trim color.
- 4) Plastic color (wire management leg).

Tactics Four-Legged Conference Tables

Size	Number ①	Laminate A V	Laminate B V	Wood W
Half-Moon Docker				
Half-Moon Docker				
36" x 72"(914mm x 1829mm)	4TLH-3672- 4S00G0	\$1776.71	\$1918.14	\$3149.00
Conference Round				
36" x 24"(914mm x 610mm)	4TLU-3624- 4S00G0	\$ 966.70	\$1029.53	\$1678.44
42" x 30"(1067mm x 762mm)	4TLU-4230- 4S00G0	988.48	1062.90	1832.90
48" x 36"(1219mm x 914mm)	4TLU-4836- 4S00G0	1170.90	1257.16	2027.78

Half-Moon Docker



With Optional Casters
4TLH

Conference Round



With Optional Casters
4TLU

Features

- Includes 1 3/16"(30mm) thick standard top, base assemblies and hardware.
- Standard table height is 29"(737mm). Non-standard height option available.
- Options include a wire management leg and casters.
- Table legs standard with adjustable glides.

Wire Management Leg Option

Replace the thirteenth digit in the product number with **W** and add **\$82.42** list.

Example: 4TLH-3672-V4S0WG0

Non-Ganging Option

Replace the fourteenth digit in the product number with **0** and subtract **\$79.12** list.

Example: 4LTH-3672-V4S0000

Caster Option

Replace the last digit with a **C** and add **\$93.41** list. Includes 2 locking/2 non-locking casters.

Example: 4TLH-3672-V4S000C

Non-Standard Table Height Option

Replace the tenth digit with the code for optional table height.

Example: 4LTH-3672-W500G0 is a 32"(813mm) wheelchair access height.

Optional

Height Code	Height	Description
5	32"(813mm)	Wheelchair Access Height

Note: 32"(813mm) height option not available on 60"(1524mm) wide tables.

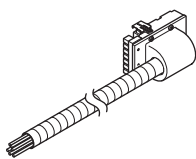

To Order Laminate Top/Plastic Edge:

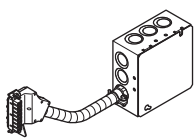

- 1) Product number, including:
 - ① **Edge Option:**
 - V Plastic Wave
- 2) Laminate surface color.
- 3) Plastic color (table edge/wire management leg).
- 4) Leg trim color.

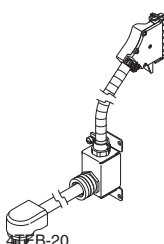

To Order Wood Top/Wood Edge:

- 1) Product number, including:
 - ① **Edge Option:**
 - W Wood Cove
- 2) Wood finish color.
- 3) Leg trim color.
- 4) Plastic color (wire management leg).

Tactics 3-Circuit — Electrical Components

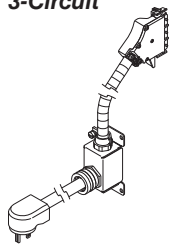
	Number	Price
Base Feed Module Hardwire Connection  4TEB-1 	4TEB-1 ■	\$132.37
	Features <ul style="list-style-type: none"> Includes one base feed with 6'(1829mm) long, black 1/2"(13mm) flexible metal conduit with eight 12-gauge wires for up to three 20-amp circuits of power. For floor, column, or wall hardwire connections. For use with tables equipped with 3-circuit power components. Base feed module can be field modified to accommodate left or right conditions. Attaches at any one of the receptacle sites in a table. Standard in charcoal trim color only. <p>■ Available on RUSH.</p>	To Order, Specify: <ol style="list-style-type: none"> Product number. (No finish specification required.)
Specification Tips <ul style="list-style-type: none"> Not for use with power sources other than 120 volt 60 hertz. Do not mix 3-circuit with 4-circuit components. Do not mix 2+2 and 3+1 components. Components have unique polarity key and color coding (3-circuit=black, 2+2=blue and 3+1=green). 		

	Number	Price
Base Feed Module – Concealed Hardwire Connection  4TEB-2 	4TEB-2 ■	\$146.94
	Features <ul style="list-style-type: none"> Includes one junction box with modular connector. For use with tables equipped with 3-circuit power components. For floor, column, or wall hardwire connections. Provides eight 12-gauge wires for up to three 20-amp circuits of power. Conforms to New York City electrical code. Junction box has three 1/2" knockouts. Attaches to the receptacle site on the right-hand side of the power distribution assembly. <p>■ Available on RUSH.</p>	To Order, Specify: <ol style="list-style-type: none"> Product number. (No finish specification required.)
Specification Tips <ul style="list-style-type: none"> For installation on tables no less than 48"(1219mm) wide. Conduit and fittings for connection between building and junction box are supplied by local electricians. Do not mix 3-circuit with 4-circuit components. Do not mix 2+2 and 3+1 components. Components have unique polarity key and color coding (3-circuit=black, 2+2=blue and 3+1=green). 		

	Feed Length	Number	Price
Single Circuit Base Feed – Receptacle Connection with Power Cord — 3-Circuit  4TEB-20 	2'(610mm) (USA only)	4TEB-20 ■	\$125.64
	Features <ul style="list-style-type: none"> Includes one base feed, 2'(610mm) cord and 20 amp plug (NEMA 5-20P). For use with tables equipped with 3-circuit power components. Requires a 20 amp, 125 volt power receptacle (NEMA 5-20R) for plug-in (not included). Provides power to circuit #1 only. Attaches at any of the receptacle sites in a table. Standard in charcoal trim color only. <p>■ Available on RUSH.</p>	To Order, Specify: <ol style="list-style-type: none"> Product number. (No finish specification required.) 	
Specification Tips <ul style="list-style-type: none"> Not for use in Canada due to electrical code restrictions. Not for use with isolated ground receptacles. Not for use with power sources other than 120 volt 60 hertz. Do not mix 3-circuit with 4-circuit components. Do not mix 2+2 and 3+1 components. Components have unique polarity key and color coding (3-circuit=black, 2+2=blue and 3+1=green). 			

Tactics 3-Circuit — Electrical Components

	Feed Length	Number	Price
Single Circuit Base Feed – Receptacle Connection — 3-Circuit	6'(1829mm) (Canada only)	4TEB-15	\$120.04



4TEB-15
Class TA — SIN 711-11;
Discount Group X



Features

- Includes one-circuit power connector, 6'(1829mm) cord and 15 amp plug (NEMA 5-15P).
- For use with tables equipped with 3-circuit power components.
- Requires a 15 amp, 125 volt power receptacle (NEMA 5-15R) for plug-in (not included).
- Attaches to the receptacle site on the right-hand side of the power distribution assembly.
- Provides power to circuit #1 only.
- Standard in charcoal trim color only.

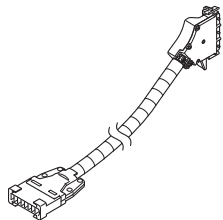
Specification Tips

- **Not for use in USA due to electrical code restrictions.**
- **Not for use with isolated ground receptacles.**
- Not for use with power sources other than 120 volt 60 hertz.
- Do not mix 3-circuit with 4-circuit components. Do not mix 2+2 and 3+1 components. Components have unique polarity key and color coding (3-circuit=black, 2+2=blue and 3+1=green).

To Order, Specify:

- 1) Product number.
(No finish specification required.)

Internal Power Base AI Feed — 3-Circuit	Description	Length	Number	Price
	3-circuit Adaptable	64"(1625.6mm)	EUEJ-0064-3WF	\$159.12
	3-circuit Adaptable	102"(2590.8mm)	EUEJ-0102-3WF	183.92
	3-circuit Adaptable	144"(3657.6mm)	EUEJ-0144-3WF	221.12
	3-circuit Adaptable	300"(7620mm)	EUEJ-0300-3WF	528.03



EUEJ-0064-3WF
Class SP — SIN 711-1;
Discount Group V



Features

- Includes connector assembly which consists of one power base connector head, 1/2"(13mm) flexible metal conduit (unpainted) and one Power Base AI connector for up to three circuits of power and a two port splitter.
- For use with tables equipped with 3-circuit power components.
- Attaches at any one of the four receptacle sites in a powered table and to a Power Base AI underfloor power system.

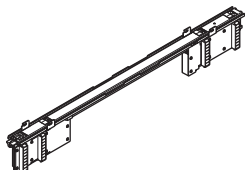

Specification Tips

- Can only be connected to Power Base AI 3-Circuit underfloor power system.
- Not for power sources other than 120 volt 60 hertz.
- Do not mix 3-circuit with 4-circuit components. Do not mix 2+2 and 3+1 components. Components have unique polarity key and color coding (3-circuit=black, 2+2=blue and 3+1=green).

To Order, Specify:

- 1) Product number.
(No finish specification required.)

Tactics 3-Circuit — Electrical Components

	Fits Table Length	Number	Price
Power Distribution Assembly — 3-Circuit  4TPD 	48"(1219mm)	4TPD-48	\$130.14
	60"(1524mm)	4TPD-60	142.47
	72"(1829mm)	4TPD-72	154.80
	84"(2134mm)	4TPD-84	167.13
	96"(2483mm)	4TPD-96	179.46

Features

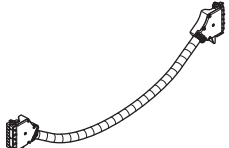

- Includes (1) power distribution assembly (PDA) for 48" through 84" tables. 96" table includes (2) power distribution assemblies and one flexible power connector.
- Field-installed.
- Specify power receptacles separately.
- For use with tables equipped with 3-circuit power components.
- Attaches to a Tactics table with Power and Cable Management Modesty Panel.

To Order, Specify:

- 1) Product number.
(No finish specification required.)

Specification Tips

- Power and Cable Management Modesty Panel must be separately specified.
- Do not mix 3-circuit with 4-circuit components. Do not mix 2+2 and 3+1 components. Components have unique polarity key and color coding (3-circuit=black, 2+2=blue and 3+1=green).

	Description	Length	Number	Price
Table-to-Table Power Connector — 3-Circuit  4TPC 	Table-to-table adjoining connection	36"(914mm)	4TPC-1	\$104.34
	Table-to-table beneath 15°, 30°, 45° pie connector top	42"(1067mm)	4TPC-2	114.18
	Table-to-table beneath 90° pie connector top	52"(1321mm)	4TPC-3	143.70
	Table-to-table beneath CPU bridge	54"(1372mm)	4TPC-4	148.62

Features

- Includes one extended flexible metal power connector with safety latches.
- For use with tables equipped with 3-circuit power components.
- Field-installed.
- Requires appropriate J-channel.
- 4TPC-1: continues power from one powered table directly to an adjacent in-line powered table.
- 4TPC-2 and 4TPC-3: continues power from one powered table to another powered table in angled condition when using connecting tops.
- 4TPC-4: continues power from one powered table to another powered table when separated by a CPU bridge.
- Available on RUSH.

To Order, Specify:

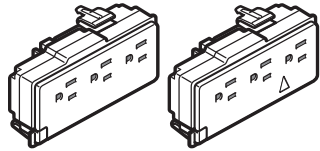
- 1) Product number.
(No finish specification required.)

Specification Tips

- For use with 120 volt 60 hertz power source only.
- Do not mix 3-circuit with 4-circuit components. Do not mix 2+2 and 3+1 components. Components have unique polarity key and color coding (3-circuit=black, 2+2=blue and 3+1=green).

Tactics 3-Circuit — Electrical Accessories

	Description	Circuit Access	Ground Type	Number	Price
Triplex Receptacles – 15 Amp — 3-Circuit	15A Triplex	Circuit 1-3	Common	4TRG-3 ◆	\$155.47
	15A Triplex	Circuit 1-3	Isolated	4TRI-3 ◆	\$163.78



4TRG-3



Features

- Includes box of six receptacles, each receptacle has three 15 Amp outlets (NEMA 5-15R configuration).
- For use with tables equipped with 3-circuit power components.
- Receptacles are ground type specific.
- Standard in smoke.

◆ Available on RUSH.



To Order, Specify:

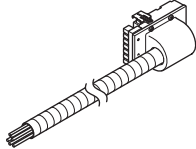
- 1) Product number.
(No finish specification required.)

Specification Tips


- **Receptacles are field programmable.**
- For power access in the power and cable modesty panel.
- Isolated ground receptacle not for use with single circuit base feed module - receptacle with power cord.
- Do not mix 3-circuit with 4-circuit components. Do not mix 2+2 and 3+1 components. Components have unique polarity key and color coding (3-circuit=black, 2+2=blue and 3+1=green).

Tactics 4-Circuit (2+2 and 3+1) — Electrical Components

	Description	Number	Price
Base Feed Module Hardwire Connection	Hardwire Base Feed 2+2	4TEB-1-2 	\$237.73
	Hardwire Base Feed 3+1	4TEB-1-4 	237.73




4TEB-1-2
4TEB-1-4



Features

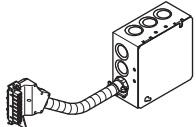
- Includes one base feed with 6'(1829mm) long, black 1/2"(13mm) flexible metal conduit with six 12-gauge and two 10-gauge wires for up to four 20-amp circuits of power.
- For floor, column, or wall hardwire connections.
- For use with tables equipped with 4-circuit (2+2 or 3+1) power components.
- Base feed module can be field modified to accommodate left or right conditions.
- Attaches at any one of the receptacle sites in a table.
- Standard in charcoal trim color only.

 Available on RUSH.


To Order, Specify:

1) Product number.
(No finish specification required.)



Base Feed Module – Concealed Hardwire Connection



4TEB-2-2
4TEB-2-4




Description

Description	Number	Price
Base Feed 2+2	4TEB-2-2 	\$237.73
Base Feed 3+1	4TEB-2-4 	237.73



Features

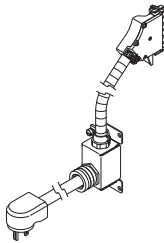
- Includes one junction box with modular connector.
- For use with tables equipped with 4-circuit (2+2 or 3+1) power components.
- For floor, column, or wall hardwire connections.
- Provides six 12-gauge and two 10-gauge wires for up to four 20-amp circuits of power.
- Conforms to New York City electrical code.
- Junction box has three 1/2" knockouts.
- Attaches to the receptacle site on the right-hand side of the power distribution assembly.

 Available on RUSH.


Specification Tips

- For installation on tables **no less than 48"**(1219mm) wide.
- Conduit and fittings for connection between building and junction box are supplied by local electricians.
- Do not mix 3-circuit with 4-circuit components. Do not mix 2+2 and 3+1 components. Components have unique polarity key and color coding (3-circuit=black, 2+2=blue and 3+1=green).

	Description	Feed Length	Number	Price
Single Circuit Base Feed – Receptacle Connection with Power Cord — 4-Circuit (2+2 and 3+1)	2+2	2'(610mm) (USA only)	4TEB-20-2 	\$281.45
	3+1	2'(610mm) (USA only)	4TEB-20-4 	\$281.45




4TEB-20-2
4TEB-20-4



Features

- Includes one base feed, 2'(610mm) cord and 20 amp plug (NEMA 5-20P).
- For use with tables equipped with 4-circuit (2+2 or 3+1) power components.
- Requires a 20 amp, 125 volt power receptacle (NEMA 5-20R) for plug-in (not included).
- Provides power to circuit #1 only.
- Attaches at any of the receptacle sites in a table.
- Standard in charcoal trim color only.

 Available on RUSH.

To Order, Specify:

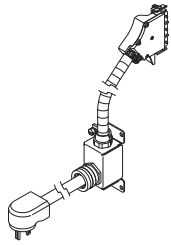
1) Product number.
(No finish specification required.)

Specification Tips

- **Not for use in Canada due to electrical code restrictions.**
- **Not for use with isolated ground receptacles.**
- Not for use with power sources other than 120 volt 60 hertz.
- Do not mix 3-circuit with 4-circuit components. Do not mix 2+2 and 3+1 components. Components have unique polarity key and color coding (3-circuit=black, 2+2=blue and 3+1=green).

Tactics 4-Circuit (2+2 and 3+1) — Electrical Components

	Description	Feed Length	Number	Price
Single Circuit Base Feed – Receptacle Connection — 4-Circuit (2+2 and 3+1)	2+2	6'(1829mm) (Canada only)	4TEB-15-2	\$341.98
	3+1	6'(1829mm) (Canada only)	4TEB-15-4	\$341.98



4TEB-15-2
4TEB-15-4
Class TA — SIN 711-11;
Discount Group X



Features

- Includes one-circuit power connector, 6'(1829mm) cord and 15 amp plug (NEMA 5-15P).
- For use with tables equipped with 4-circuit (2+2 or 3+1) power components.
- Requires a 15 amp, 125 volt power receptacle (NEMA 5-15R) for plug-in (not included).
- Attaches to the receptacle site on the right-hand side of the power distribution assembly.
- Provides power to circuit #1 only.
- Standard in charcoal trim color only.

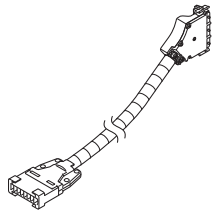
To Order, Specify:

- 1) Product number.
(No finish specification required.)

Specification Tips

- **Not for use in USA due to electrical code restrictions.**
- **Not for use with isolated ground receptacles.**
- Not for use with power sources other than 120 volt 60 hertz.
- Do not mix 3-circuit with 4-circuit components. Do not mix 2+2 and 3+1 components. Components have unique polarity key and color coding (3-circuit=black, 2+2=blue and 3+1=green).

	Description	Length	Number	Price
Internal Power Base AI Feed — 4-Circuit (2+2 and 3+1)	2+2 Infeed Connector	64"(1625.6mm)	EUEJ-0064-2WF	\$174.62
	2+2 Infeed Connector	102"(2590.8mm)	EUEJ-0102-2WF	199.42
	2+2 Infeed Connector	144"(3657.6mm)	EUEJ-0144-2WF	236.62
	2+2 Infeed Connector	300"(7620mm)	EUEJ-0300-2WF	543.53
	3+1 Infeed Connector	64"(1625.6mm)	EUEJ-0064-4WF	\$174.62
	3+1 Infeed Connector	102"(2590.8mm)	EUEJ-0102-4WF	199.42
	3+1 Infeed Connector	144"(3657.6mm)	EUEJ-0144-4WF	236.62
	3+1 Infeed Connector	300"(7620mm)	EUEJ-0300-4WF	543.53



EUEJ-0064-2WF
EUEJ-0064-4WF
Class SP — SIN 711-1;
Discount Group V



Features

- Includes connector assembly which consists of one power base connector head, 1/2"(13mm) flexible metal conduit (unpainted) and one Power Base AI connector for up to four circuits of power.
- For use with tables equipped with 4-circuit (2+2 or 3+1) power components.
- Attaches at any one of the four receptacle sites in a powered table and to a Power Base AI underfloor power system.

To Order, Specify:

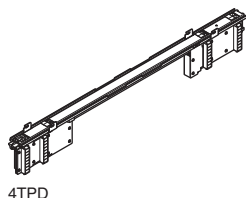
- 1) Product number.
(No finish specification required.)

Specification Tips

- Can only be connected to Power Base AI 4-Circuit underfloor power system.
- Not for power sources other than 120 volt 60 hertz.
- Do not mix 3-circuit with 4-circuit components. Do not mix 2+2 and 3+1 components. Components have unique polarity key and color coding (3-circuit=black, 2+2=blue and 3+1=green).

Tactics 4-Circuit (2+2 and 3+1) — Electrical Components

Power Distribution Assembly — 4-Circuit (2+2 and 3+1)



4TPD



Description	Fits Table Length	Number	Price
2+2	48"(1219mm)	4TPD-48-2	\$130.14
	60"(1524mm)	4TPD-60-2	142.47
	72"(1829mm)	4TPD-72-2	154.80
	84"(2134mm)	4TPD-84-2	167.13
	96"(2483mm)	4TPD-96-2	179.46
3+1	48"(1219mm)	4TPD-48-4	\$130.14
	60"(1524mm)	4TPD-60-4	142.47
	72"(1829mm)	4TPD-72-4	154.80
	84"(2134mm)	4TPD-84-4	167.13
	96"(2483mm)	4TPD-96-4	179.46

Features

- Includes (1) power distribution assembly (PDA) for 48" through 84" tables. 96" table includes (2) power distribution assemblies and one flexible power connector.
- Field-installed.
- Specify power receptacles separately.
- For use with tables equipped with 4-circuit (2+2 or 3+1) power components.
- Attaches to a Tactics table with Power and Cable Management Modesty Panel.

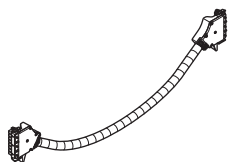
To Order, Specify:

- 1) Product number. (No finish specification required.)

Specification Tips

- Power and Cable Management Modesty Panel must be separately specified.
- Do not mix 3-circuit with 4-circuit components. Do not mix 2+2 and 3+1 components. Components have unique polarity key and color coding (3-circuit=black, 2+2=blue and 3+1=green).

Table-to-Table Power Connector — 4-Circuit (2+2 and 3+1)



4TPC



Description	Length	Number	Price
2+2 Table-to-table adjoining connection	36"(914mm)	4TPC-1-2	\$188.41
2+2 Table-to-table beneath 15°, 30°, 45° pie connector top	42"(1067mm)	4TPC-2-2	192.21
2+2 Table-to-table beneath 90° pie connector top	52"(1321mm)	4TPC-3-2	203.61
2+2 Table-to-table beneath CPU bridge	54"(1372mm)	4TPC-4-2	205.51
3+1 Table-to-table adjoining connection	36"(914mm)	4TPC-1-4	\$188.41
3+1 Table-to-table beneath 15°, 30°, 45° pie connector top	42"(1067mm)	4TPC-2-4	192.21
3+1 Table-to-table beneath 90° pie connector top	52"(1321mm)	4TPC-3-4	203.61
3+1 Table-to-table beneath CPU bridge	54"(1372mm)	4TPC-4-4	205.51

Features

- Includes one extended flexible metal power connector with safety latches.
- For use with tables equipped with 4-circuit (2+2 or 3+1) power components.
- Field-installed.
- Requires appropriate J-channel.
- 4TPC-1: continues power from one powered table directly to an adjacent in-line powered table.
- 4TPC-2 and 4TPC-3: continues power from one powered table to another powered table in angled condition when using connecting tops.
- 4TPC-4: continues power from one powered table to another powered table when separated by a CPU bridge.

To Order, Specify:

- 1) Product number. (No finish specification required.)

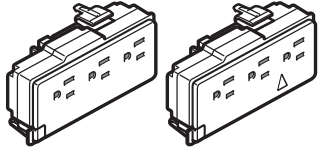
◆ Available on RUSH.

Specification Tips

- For use with 120 volt 60 hertz power source only.
- Do not mix 3-circuit with 4-circuit components. Do not mix 2+2 and 3+1 components. Components have unique polarity key and color coding (3-circuit=black, 2+2=blue and 3+1=green).

Tactics 4-Circuit (2+2 and 3+1) — Electrical Accessories

Triples Receptacles – 15 Amp — 4-Circuit (2+2 and 3+1)



4TRG-1500



Description	Width	Receptacle Identifier	Ground Type	Number	Price
2+2 15A Triplex	Circuit 1	1	Common	4TRG-1500-M12	\$325.19
	Circuit 2	2		4TRG-1500-M22	325.19
	Circuit 3	3		4TRG-1500-M32	325.19
	Circuit 4	4		4TRG-1500-M42	325.19
2+2 15A Triplex	Circuit 1	1	Isolated	4TRG-1500-I12	\$345.36
	Circuit 2	2		4TRG-1500-I22	345.36
	Circuit 3	3		4TRG-1500-I32	345.36
	Circuit 4	4		4TRG-1500-I42	345.36
3+1 15A Triplex	Circuit 1	A	Common	4TRG-1500-M14	\$325.19
	Circuit 2	B		4TRG-1500-M24	325.19
	Circuit 3	C		4TRG-1500-M34	325.19
	Circuit 4	D		4TRG-1500-M44	325.19
3+1 15A Triplex	Circuit 1	A	Isolated	4TRG-1500-I14	\$345.36
	Circuit 2	B		4TRG-1500-I24	345.36
	Circuit 3	C		4TRG-1500-I34	345.36
	Circuit 4	D		4TRG-1500-I44	345.36

Features

- Includes box of six receptacles, each receptacle has three 15 Amp outlets (NEMA 5-15R configuration).
- For use with tables equipped with 4-circuit (2+2 or 3+1) power components.
- Receptacles are circuit and ground type specific.
- ◆ Available on RUSH.

To Order, Specify:

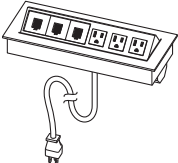
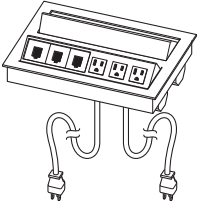

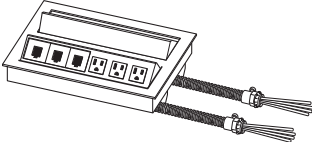
- 1) Product number.
- 2) Trim color.

Specification Tips

- **Receptacles have fixed circuit access and are not field programmable. Specify appropriate number of receptacles for each circuit.**
- For power access in the power and cable modesty panel within your power distribution assembly.
- Isolated ground receptacle not for use with single circuit base feed module - receptacle with power cord.
- Do not mix 3-circuit with 4-circuit components. Do not mix 2+2 and 3+1 components. Components have unique polarity key and color coding (3-circuit=black, 2+2=blue and 3+1=green).

NOTE: 3+1 receptacles identify circuit access with letters (i.e. Circuit 1=A).

Tactics — Electrical Accessories

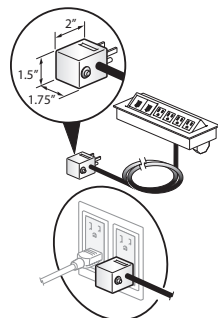
	Bezel Width	Bezel Depth	Configuration	Number	Price
Flip Top Unit					
Corded Single-Sided Outlets					
	8 5/16"(211mm)	4 3/8"(111mm)	2 Power, 2 Data	EUE1-0000-1221W	\$ 455.26
			3 Power, 1 Data	EUE1-0000-1311W	455.26
	11 1/4"(286mm)		3 Power, 3 Data	EUE1-0000-1331W ■	455.26
			4 Power, 2 Data	EUE1-0000-1421W	455.26
Corded Double-Sided Outlets					
	8 5/16"(211mm)	8"(203mm)	2 Power, 2 Data	EUE2-0000-1221W	\$ 910.52
			3 Power, 1 Data	EUE2-0000-1311W	910.52
	11 1/4"(286mm)		3 Power, 3 Data	EUE2-0000-1331W ■	910.52
			4 Power, 2 Data	EUE2-0000-1421W	910.52
Hardwire Single-Sided Outlets					
	8 5/16"(211mm)	4 3/8"(111mm)	2 Power, 2 Data	EUE1-0000-C221W	\$ 519.53
	11 1/4"(286mm)		3 Power, 3 Data	EUE1-0000-C331W	519.53
Hardwire Double-Sided Outlets					
	8 5/16"(211mm)	8"(203mm)	2 Power, 2 Data	EUE2-0000-C221W	\$1039.06
	11 1/4"(286mm)		3 Power, 3 Data	EUE2-0000-C331W	1039.06

EUE1-1331W

EUE2-1331W

EUE1-C331W

EUE2-C331W



Fused Plug Detail (4 Power)

Features

- Hardwire flip top unit includes one flip top unit with power outlets and communication openings, mounting clips, 6 foot flexible metal conduit feed with wires for hardwire, multiple data jack adapters to accommodate most varieties of field supplied data jacks, also includes blank data covers.
- Corded flip top unit includes one flip top unit with power outlets and communication openings, 12 foot long – 15-amp cord with plug, mounting clips, multiple data jack adapters to accommodate most varieties of field supplied data jacks, also includes blank data covers.
- Flip top unit is flush mounted with spring release cover.
- Flip top unit overall height is 2 3/4"(70mm) and will extend below the table tops.
- Standard in anodized finish.
- Ships assembled.
- Available on RUSH.

To Order, Specify:

- 1) Product number.
(No finish specification required.)

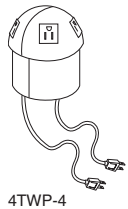
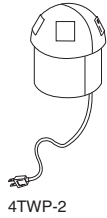
Specification Tips

- Flip top unit not for use with lightweight tops.
- Flip top unit plug-in cord drops down from bottom of unit to plug into external power outlet.
- Flip top unit must be field installed on worksurfaces by field cutting hole.
- **For use with 120 volt 60 hertz power source only.**
- **Flip top unit applications should be reviewed by local authorities (electrical inspector) prior to ordering.**

Note: Order Flip Top Units to match Flip Top Unit cutout option specified for each table (A/B, F/V or J/K).

Tactics — Electrical Accessories

	Description	Number	Price
Table Dome	Two power outlets and two plates for data connection	4TWP-2	\$217.65
	Four(4) power outlets	4TWP-4	237.83



Class TA – SIN 711-11;
Discount Group X

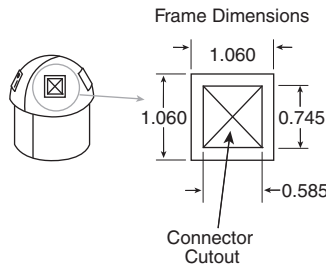
Features

- Provides power and communication access at table top height.
- Field-installed on standard-weight tops only. Mounts into a 3" diameter hole.
- Available in black finish color only.
- Power cord is 72" long.
- Cutouts for AMP connectors are .585" x .745"

To Order, Specify:

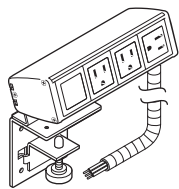
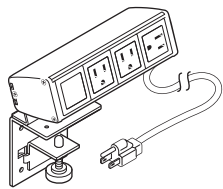
- 1) Product number.
(No finish specification required.)

4TWP-2 Data Connection Cutout Sizes



It is recommended that the cutout sizes are confirmed before ordering connectors from suppliers.

Enhanced Power Module



Class YA – SIN 711-1;
Discount Group XIII

Height	Width	Depth	Cord Length	Number	Price
With Plug					
3 1/2"(89mm)	6 3/4"(171mm)	3 1/2"(89mm)- 4 1/2"(114mm)	6'(1829mm)	EUD1-0000-1311V	\$314.93
			12'(3658mm)	EUD1-0000-1311W	362.06
Hardwire					
3 1/2"(89mm)	6 3/4"(171mm)	2 1/4"(57mm)	6'(1829mm)	EUD1-0000-C311V	\$373.85

Features

- Includes power module with three simplex outlets (NEMA 5-15R) and one data location, multiple data jack adapters to accommodate most varieties of field supplied data jacks, mounting hardware, optional standard plug (NEMA 5-15P) or hardwire connection.
- Designed to deliver electrical and data access to the work station.
- Attaches to the back edge of the worksurface.
- Corded power module available with 15amp - 6'(1829mm) or 12'(3658mm) long cord with plug.
- Hardwired power module available with 6'(1829mm) long flexible metal conduit feed with wires for hardwire application.
- Option of black anodized housing with black receptacles or clear anodized housing with white receptacles.

To Order, Specify:

- 1) Product number, including:


Color Option:

- B** Black
- W** White

Specification Tips

- Accommodates worksurface thicknesses from 1 3/16"(30mm) to 2"(51mm).
- Attachment hardware allows for installation above or below work surface, with or without tackboards, to back side of lower storage units, and with vertical storage units that have back edge clearance.
- For use with 120 volt 60 hertz power source only.
- Enhanced Power module applications should be reviewed by local authorities (electrical inspector) prior to ordering.
- Requires field installation.

Tactics — Electrical Accessories

	Size	Description/Attachment Brackets	Number	Price
 4TMD-N	48"(1219mm)	For privacy only/three	4TMD-48N	\$224.37
	60"(1524mm)	For privacy only/three	4TMD-60N ■	246.78
	72"(1829mm)	For privacy only/three	4TMD-72N ■	269.19
	84"(2134mm)	For privacy only/four	4TMD-84N	325.23
	96"(2483mm)	For privacy only/four	4TMD-96N	347.64


Features

- Field-installed.
- Mounts on rectangle T-leg or C-leg Tactics tables only.
- Specify modesty panel size to match table width.
- Offers privacy only. Cannot be field upgraded to add PCM.
- For the modesty panel that accepts power, see below.
- Shipped knocked down (some assembly required).
- Modesty must be removed from folding tables in order to fold up.

■ Available on RUSH.

To Order, Specify:

- 1) Product number.
- 2) Plastic color (for front panel cover).

	Size	Description	Number	Price
 4TMD-P	48"(1219mm)	Two receptacle locations	4TMD-48P	\$431.74
	60"(1524mm)	Two receptacle locations	4TMD-60P ■	476.56
	72"(1829mm)	Two receptacle locations	4TMD-72P ■	521.38
	84"(2134mm)	Two receptacle locations	4TMD-84P	599.83
	96"(2483mm)	Four receptacle locations	4TMD-96P	644.65

Features

- Includes cable management modesty panel.
- Field-installed.
- Mounts on rectangle T-leg or C-leg Tactics tables only.
- Modesty height: 12 3/4"(324mm)
- Space between floor and modesty: 18 1/4"(969mm)
- Space between receptacles and closed modesty panel is 2 3/4"(70mm).
- Some assembly required.


To Order, Specify:

- 1) Product number.
- 2) Plastic color (for front panel cover).

Specification Tips

- Specify modesty panel size to match table width.
- Separately specify electrical components.

■ Available on RUSH.

	Length	Height	Width	Description	Number	Price
 4TJC	8"(203mm)	4-1/4"(108mm)	2-3/4"(70mm)	Table-to-table	4TJC-8	\$ 34.27
	72"(1829mm)	4-1/4"(108mm)	2-3/4"(70mm)	Straight table	4TJC-72	128.99
				15° Pie	4TJC-15	43.15
				30° Pie	4TJC-30	43.15
				45° Pie	4TJC-45	43.15
				90° Pie	4TJC-90	56.47
				26" CPU Bridge	4TJC-26	60.91

Features

- Includes J-Channel and mounting hardware.
- Field-installed.
- Provides wire management below table tops and connecting tops.
- Attaches to the underside of the table top with screws.
- Straight table J-channel to be field cut to length.
- Available in black finish color only.

To Order, Specify:

- 1) Product number.
(No finish specification required.)

Tactics — Electrical Accessories

	Size	Diameter	Hole Size	Number	Price
Grommet	Small grommet	1-5/8" inside	2"	KGRM-FLD	\$15.43
	Large grommet	2-3/4" inside	3"	KGRM-FLD2	17.95



KGRM

Features

- Field drilled and installed on standard-weight tops only.
- Available in (black) color only.
- Removable cap.

To Order, Specify:

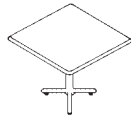
- 1) Product number.
(No finish specification required.)

450 Series

450 Series



45XR-S

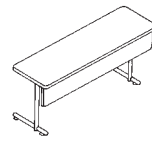


45XQ-S

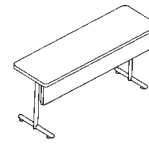


45CC-S

450 Series



45CC-T



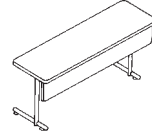
45TC-T

450 Series

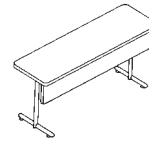


45TC-S

450 Series

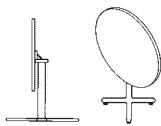


45CC-H

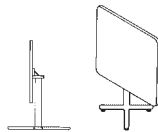


45TC-H

450 Series




45XR-P




45XQ-P

Wire Management/Electrical

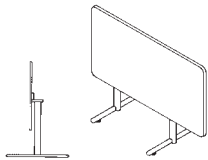


BEVC-1



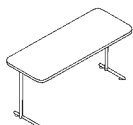
EUE1-0000

450 Series

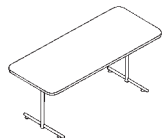


45TC-P

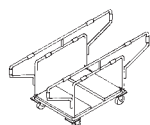
450 Series



45CC-F



45TC-F



KTTD-80

This page intentionally blank

450 Series Tables General Specifications

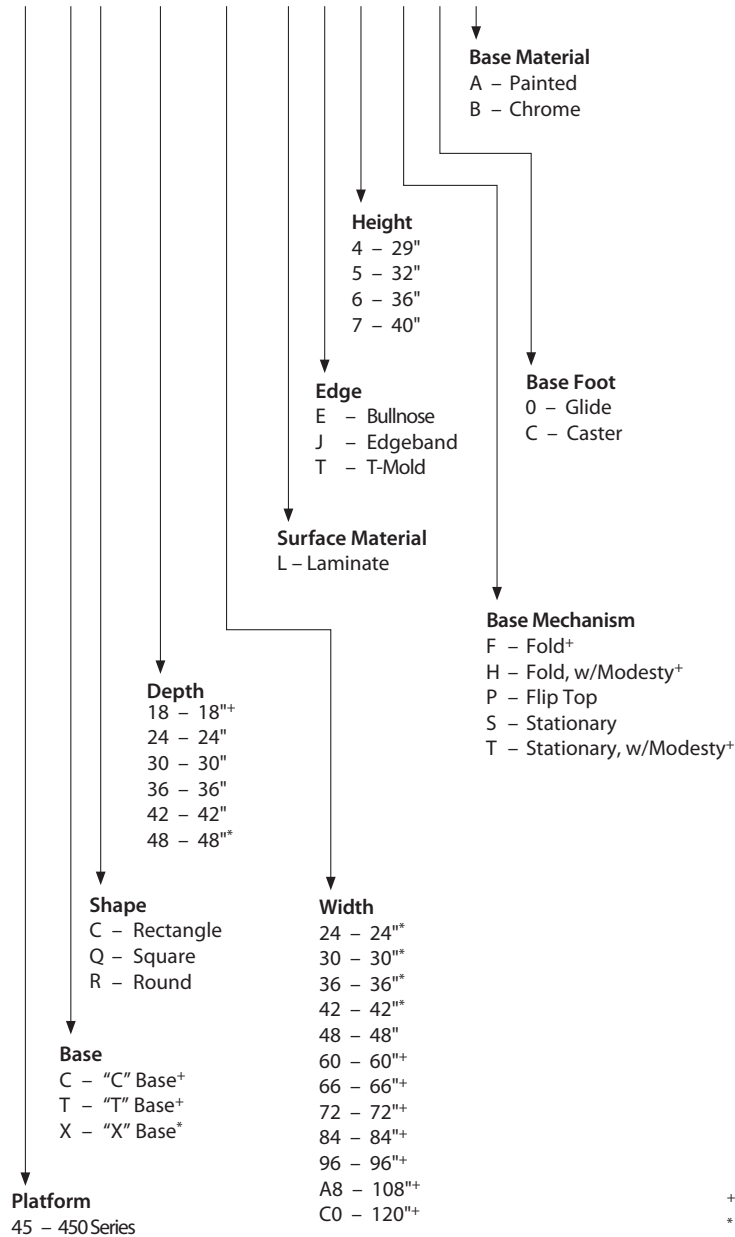
Product Offering	The 450 Series Table offering: Stationary Tables Flip-Top Tables Folding Tables Training Tables		
Construction Features	450 Series Tables Laminate table tops are constructed of a 1.125"(29mm)-thick A-grade 45 lb. medium-density particle board core with 0.028"(.71mm)-thick high pressure laminate face and backing sheets bonded to form a 1 3/16"(30mm) thickness overall. Edges are 3mm Edgeband, Full Bullnose, and 3mm T-Mold. C-legs are 3mm edgeband on the user edge and 1mm edgeband on remaining edges.		
Table Weights and Cubes	The following formulas can be used to estimate the finished weight of a table top and leg/base: — High pressure laminate tops 1 3/16"(30mm)-thick - 4.1 lbs. per square foot The following formulas can be used to estimate the cubic feet of a table top: — High pressure laminate tops 1 3/16"(30mm)-thick - Length x Width x 3"(76mm) ÷ 1728 Table leg/base weights and cubic feet based on a standard 29"(737mm) table height:		
Series	Weights	Packaging	Cubic Feet
450 Series - Stationary	35 lbs. per "X" base 25 lbs. per "T" and "C" base	One (1) per carton Two (2) per carton	10.5 cu. ft./carton 8.0 cu. ft./carton
- Folding	14.5 lbs. per "C" base 19.5 lbs. per "T" base	Two(2) per carton Two(2) per carton	8.0 cu. ft./carton 8.0 cu. ft./carton
- Flip-Top	20 lbs. per "X" base (18 "(457mm), 24"(610mm), 30"(762mm) depths) 20 lbs. per "T" base (18 "(457mm), 24"(610mm), 30"(762mm) depths) 34 lbs. per "X" base (36"(914mm), 42"(1067mm), 48"(1219mm) depths) 34 lbs. per "T" base (36"(914mm), 42"(1067mm), 48"(1219mm) depths)	One (1) per carton Two (2) per carton One (1) per carton Two (2) per carton	10.5 cu. ft./carton 8.0 cu. ft./carton 10.5 cu. ft./carton 8.0 cu. ft./carton
	Note: Leg/base estimated weights may vary slightly with change in top size.		
Shipping and Assembly Information	Tables are shipped knocked-down (KD) unless noted otherwise. Field assembly without special tools is required.		

450 Series Tables General Specifications

General Guidelines for Product Specification

EXAMPLE: 450 Series "T" Base Rectangle, 24" x 60" with Bullnose edge, 29" height, Stationary mechanism with casters and painted base.

45 TC-24 60- L E 4 S C A



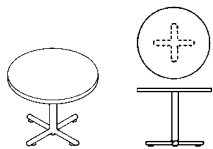
There are exceptions to this logic; therefore, always refer to the price charts for product numbers rather than attempting to construct them. Product number modification instructions for additional options appear in footnoted copy for each applicable model.

Beyond the printed product number, laminate, and trim finishes are required to complete an order specification. To communicate your order clearly, list the product and finish codes in the sequence outlined for each table series on each price page.

450 Series Stationary Tables

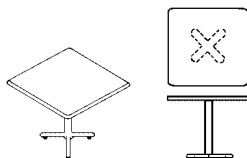
Size	Bases	Base Spread	Number ① ②	Laminate A E,T	J	Laminate B E,T	J
Round with "X" Base							
24"(610mm)	1X	23 7/8"(606mm)	45XR-2424-L 4S0	\$540.77	N/A	\$ 601.64	N/A
30"(762mm)	1X	27 7/8"(708mm)	45XR-3030-L 4S0	607.52	N/A	675.73	N/A
36"(914mm)	1X	29 5/8"(752mm)	45XR-3636-L 4S0	774.22	N/A	861.26	N/A
42"(1067mm)	1X	29 5/8"(752mm)	45XR-4242-L 4S0	859.43	N/A	955.95	N/A
48"(1219mm)	1X	33 7/8"(860mm)	45XR-4848-L 4S0	944.64	N/A	1050.68	N/A
Square with "X" Base							
24" x 24"(610mm x 610mm)	1X	27 7/8"(708mm)	45XQ-2424-L 4S0	\$568.46	\$584.86	\$ 629.03	\$ 645.43
30" x 30"(762mm x 762mm)	1X	27 7/8"(708mm)	45XQ-3030-L 4S0	634.89	650.09	702.79	717.99
36" x 36"(914mm x 914mm)	1X	29 5/8"(752mm)	45XQ-3636-L 4S0	800.79	814.79	887.41	901.41
42" x 42"(1067mm x 1067mm)	1X	29 5/8"(752mm)	45XQ-4242-L 4S0	885.60	898.40	970.84	983.64
48" x 48"(1219mm x 1219mm)	1X	33 7/8"(860mm)	45XQ-4848-L 4S0	970.41	982.01	1086.74	1098.34
Rectangle with "C" Bases							
18" x 48"(457mm x 1219mm)	2C	14 7/8"(378mm)	45CC-1848-L 4S0	\$737.05	\$751.65	\$ 797.89	\$ 812.49
18" x 60"(457mm x 1524mm)	2C	14 7/8"(378mm)	45CC-1860-L 4S0	765.79	779.19	829.57	842.97
18" x 66"(457mm x 1676mm)	2C	14 7/8"(378mm)	45CC-1866-L 4S0	780.16	792.96	845.41	858.21
18" x 72"(457mm x 1829mm)	2C	14 7/8"(378mm)	45CC-1872-L 4S0	794.53	806.73	861.25	873.45
18" x 84"(457mm x 2134mm)	2C	14 7/8"(378mm)	45CC-1884-L 4S0	823.27	834.27	892.93	903.93
18" x 96"(457mm x 2438mm)	3C	14 7/8"(378mm)	45CC-1896-L 4S0	852.01	861.81	924.61	934.41
24" x 48"(610mm x 1219mm)	2C	20 1/4"(514mm)	45CC-2448-L 4S0	\$773.17	\$787.17	\$ 837.93	\$ 851.93
24" x 60"(610mm x 1524mm)	2C	20 1/4"(514mm)	45CC-2460-L 4S0	810.61	823.41	879.29	892.09
24" x 66"(610mm x 1676mm)	2C	20 1/4"(514mm)	45CC-2466-L 4S0	829.33	841.53	899.97	912.17
24" x 72"(610mm x 1829mm)	2C	20 1/4"(514mm)	45CC-2472-L 4S0	848.05	859.65	920.65	932.25
24" x 84"(610mm x 2134mm)	2C	20 1/4"(514mm)	45CC-2484-L 4S0	885.49	895.89	962.01	972.41
24" x 96"(610mm x 2438mm)	3C	20 1/4"(514mm)	45CC-2496-L 4S0	922.93	932.13	1003.37	1012.57

Round with "X" Base



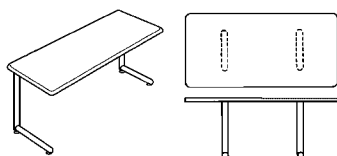
45XR-S

Square with "X" Base

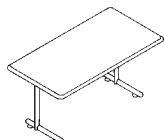


45XQ-S

Rectangle with "C" Base



(18" Deep Table)



(24" Deep Table)

45CC-S

Features

- Includes laminate top, base(s), and hardware.
- Edge Options:
 - Bullnose and T-Mold feature a 3"(76mm) nominal corner radius on square and rectangle tables.
 - Edgeband on square tops and "C" base rectangle tops is 3mm all around with square corners.
 - Edgeband on rectangle tops with "C" base is 3mm on user side and 1mm on remaining edges with square corners.
 - Edgeband not available on round tops.
- X and C bases are 2 1/4"(57mm) diameter column with 1 1/2"(38mm) diameter base foot.
- All base styles feature leveling glides with 5/8"(16mm) adjustment range.
- Standard table height is 29"(737mm). **To specify non-standard heights, see instructions.**
- Optional casters are available.
 - 29"(737mm) and 40"(1016mm) heights available on RUSH.

Caster Option (available on "X" base only)

- Includes four casters (two locking and two non-locking) for two bases and "X" base, six casters (three locking and three non-locking) for three bases.
- Casters are dual-wheel hooded with foot-operated locking tab.
- Caster must be specified at the time of order; they are not field retrofittable.
- Standard in black.

Specification of casters requires replacing the 5th option with a C, add **\$87.98** list.

Example: 45XQ-3030-LE4SCA.

Non-Standard Table Height Option

Replace 3rd option with code for optional table height.

Example: 45XR-3636-LE7SCA is 40"(1016mm) stool height.

Optional

Height Code	Height	Description
7	40"(1016mm) ■	Stool Height
6	36"(914mm)	Counter Height
5	32"(813mm)	Wheelchair Access Height

To Order, Specify:

1) Product number, including:

① Edge Options:

- E** Full Bullnose Plastic ■
- T** T-Mold ■
- J** Edgeband

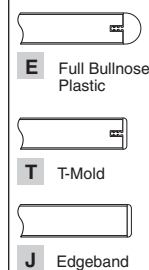
2) Laminate color.

3) Edge trim color.

② Base Finish Options:

- A** Painted
- B** Chrome, add:
 - \$188.68 list to tables with X base.
 - \$337.08 list to tables with 2 bases.
 - \$505.62 list to tables with 3 bases.

① Edge Options



450 Series Stationary Tables

Size	Bases	Base Spread	Number	①	②	Laminate A E,T	J	Laminate B E,T	J
18" x 48"(457mm x 1219mm)	2T	19 7/8"(505mm)	45TC-1848-L	4S0		\$ 737.05	\$ 751.65	\$ 797.89	\$ 812.49
18" x 60"(457mm x 1524mm)	2T	19 7/8"(505mm)	45TC-1860-L	4S0		765.79	779.19	829.57	842.97
18" x 66"(457mm x 1676mm)	2T	19 7/8"(505mm)	45TC-1866-L	4S0		780.16	792.96	845.41	858.21
18" x 72"(457mm x 1829mm)	2T	19 7/8"(505mm)	45TC-1872-L	4S0		794.53	806.73	861.25	873.45
18" x 84"(457mm x 2134mm)	2T	19 7/8"(505mm)	45TC-1884-L	4S0		823.27	834.27	892.93	903.93
18" x 96"(457mm x 2438mm)	3T	19 7/8"(505mm)	45TC-1896-L	4S0		852.01	861.81	924.61	934.41
24" x 48"(610mm x 1219mm)	2T	23 7/8"(606mm)	45TC-2448-L	4S0	■	\$ 773.17	\$ 787.17	\$ 837.93	\$ 851.93
24" x 60"(610mm x 1524mm)	2T	23 7/8"(606mm)	45TC-2460-L	4S0	■	810.61	823.41	879.29	892.09
24" x 66"(610mm x 1676mm)	2T	23 7/8"(606mm)	45TC-2466-L	4S0	■	829.33	841.53	899.97	912.17
24" x 72"(610mm x 1829mm)	2T	23 7/8"(606mm)	45TC-2472-L	4S0	■	848.05	859.65	920.65	932.25
24" x 84"(610mm x 2134mm)	2T	23 7/8"(606mm)	45TC-2484-L	4S0		885.49	895.89	962.01	972.41
24" x 96"(610mm x 2438mm)	3T	23 7/8"(606mm)	45TC-2496-L	4S0		922.93	932.13	1003.37	1012.57
30" x 48"(762mm x 1219mm)	2T	27 7/8"(708mm)	45TC-3048-L	4S0	■	\$ 847.32	\$ 860.72	\$ 916.00	\$ 929.40
30" x 60"(762mm x 1524mm)	2T	27 7/8"(708mm)	45TC-3060-L	4S0	■	893.46	905.66	967.04	979.24
30" x 66"(762mm x 1676mm)	2T	27 7/8"(708mm)	45TC-3066-L	4S0	■	916.53	928.13	992.56	1004.16
30" x 72"(762mm x 1829mm)	2T	27 7/8"(708mm)	45TC-3072-L	4S0	■	939.60	950.60	1018.08	1029.08
30" x 84"(762mm x 2134mm)	2T	27 7/8"(708mm)	45TC-3084-L	4S0		985.74	995.54	1069.12	1078.92
30" x 96"(762mm x 2438mm)	3T	27 7/8"(708mm)	45TC-3096-L	4S0		1031.88	1040.48	1120.16	1128.76
36" x 48"(914mm x 1219mm)	2T	29 5/8"(752mm)	45TC-3648-L	4S0	■	\$ 905.17	\$ 917.97	\$ 971.77	\$ 990.57
36" x 60"(914mm x 1524mm)	2T	29 5/8"(752mm)	45TC-3660-L	4S0	■	960.01	971.61	1038.49	1050.09
36" x 66"(914mm x 1676mm)	2T	29 5/8"(752mm)	45TC-3666-L	4S0	■	987.43	998.43	1068.85	1079.85
36" x 72"(914mm x 1829mm)	2T	29 5/8"(752mm)	45TC-3672-L	4S0	■	1014.85	1025.25	1099.21	1109.61
36" x 84"(914mm x 2134mm)	2T	29 5/8"(752mm)	45TC-3684-L	4S0		1069.69	1078.89	1159.93	1169.13
36" x 96"(914mm x 2438mm)	3T	29 5/8"(752mm)	45TC-3696-L	4S0		1124.53	1132.53	1220.65	1228.65
42" x 60"(1067mm x 1524mm)	2T	29 5/8"(752mm)	45TC-4260-L	4S0		\$1216.69	\$1227.69	\$1300.07	\$1311.07
42" x 66"(1067mm x 1676mm)	2T	29 5/8"(752mm)	45TC-4266-L	4S0		1248.46	1258.86	1335.27	1345.67
42" x 72"(1067mm x 1829mm)	2T	29 5/8"(752mm)	45TC-4272-L	4S0		1280.23	1290.03	1370.47	1380.27
42" x 84"(1067mm x 2134mm)	2T	29 5/8"(752mm)	45TC-4284-L	4S0		1343.77	1352.37	1440.87	1449.47
42" x 96"(1067mm x 2438mm)	3T	29 5/8"(752mm)	45TC-4296-L	4S0		1407.31	1414.71	1511.27	1518.67
42" x 108"(1067mm x 2743mm)	3T	29 5/8"(752mm)	45TC-42A8-L	4S0		2019.54	2025.74	2130.36	2136.56
42" x 120"(1067mm x 3048mm)	3T	29 5/8"(752mm)	45TC-42C0-L	4S0		2083.08	2088.08	2200.76	2205.76

Rectangle with "T" Base



45TC-S

Features

- Includes laminate top, two bases, and hardware.
- Edge Options:
 - Bullnose and T-Mold feature a 3"(76mm) nominal corner radius on rectangle tables.
 - Edgeband on "T" base rectangle tops is 3mm all around with square corners.
- T bases are 2 1/4"(57mm) diameter column with 1 1/2"(38mm) diameter base foot.
- All base styles feature leveling glides with 5/8"(16mm) adjustment range.
- Standard table height is 29"(737mm). **To specify non-standard heights, see instructions.**
- Optional casters are available.
 - 29"(737mm) and 40"(1016mm) heights available on RUSH.

Caster Option

- Includes four casters (two locking and two non-locking) for two bases and six casters (three locking and three non-locking) for three bases.
- Casters are dual-wheel hooded with foot-operated locking tab.
- Caster must be specified at the time of order; they are not field retrofitable.
- Standard in black only.

Specification of casters requires replacing the 5th option of the number with a **C**, add **\$87.98** list.

Example: 45TC-2460-LE4SCA.

Non-Standard Table Height Option

Replace 3rd option with code for optional table height.

Example: 45TC-3060-LT7SCA is 40"(1016mm) stool height.

Optional

Height Code	Height	Description
7	40"(1016mm) ■	Stool Height
6	36"(914mm)	Counter Height
5	32"(813mm)	Wheelchair Access Height

To Order, Specify:

- 1) Product number, including:

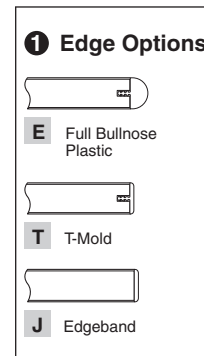
① Edge Options:

- E** Full Bullnose Plastic ■
- T** T-Mold ■
- J** Edgeband

- 2) Laminate color.
- 3) Edge trim color.

② Base Finish Options:

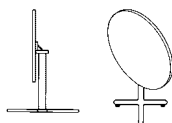
- A** Painted
- B** Chrome, add:
\$337.08 list to tables with 2 bases.
\$505.62 list to tables with 3 bases.



450 Series Flip-Top Tables

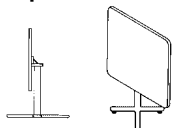
Size	Base Spread	Number ① ②	Laminate A E,T	J	Laminate B E,T	J
Round with one "X" Base						
24"(610mm)	23 7/8"(606mm)	45XR-2424-L 4P0	\$ 757.01	N/A	\$ 817.88	N/A
30"(762mm)	27 7/8"(708mm)	45XR-3030-L 4P0	823.76	N/A	891.97	N/A
36"(914mm)	29 5/8"(752mm)	45XR-3636-L 4P0	990.46	N/A	1077.50	N/A
42"(1067mm)	29 5/8"(752mm)	45XR-4242-L 4P0	1075.67	N/A	1172.19	N/A
Square with one "X" Base						
24" x 24"(610mm x 610mm)	27 7/8"(708mm)	45XQ-2424-L 4P0	\$ 784.70	\$ 801.10	\$ 845.27	\$ 861.67
30" x 30"(762mm x 762mm)	27 7/8"(708mm)	45XQ-3030-L 4P0	851.13	866.33	919.03	934.23
36" x 36"(914mm x 914mm)	29 5/8"(752mm)	45XQ-3636-L 4P0	1017.03	1031.03	1103.65	1117.65
42" x 42"(1067mm x 1067mm)	29 5/8"(752mm)	45XQ-4242-L 4P0	1101.84	1114.64	1187.08	1199.88
Rectangle with two "T" Bases						
24" x 48"(610mm x 1219mm)	23 7/8"(606mm)	45TC-2448-L 4P0	\$1212.12	\$1226.12	\$1276.88	\$1290.88
24" x 60"(610mm x 1524mm)	23 7/8"(606mm)	45TC-2460-L 4P0	1249.56	1262.36	1318.24	1331.04
24" x 66"(610mm x 1676mm)	23 7/8"(606mm)	45TC-2466-L 4P0	1268.28	1280.48	1338.92	1351.12
24" x 72"(610mm x 1829mm)	23 7/8"(606mm)	45TC-2472-L 4P0	1287.00	1298.60	1359.60	1371.20
24" x 84"(610mm x 2134mm)	23 7/8"(606mm)	45TC-2484-L 4P0	1324.44	1334.84	1400.96	1411.36
24" x 96"(610mm x 2438mm)	23 7/8"(606mm)	45TC-2496-L 4P0	1361.88	1371.08	1442.32	1451.52
30" x 60"(762mm x 1524mm)	27 7/8"(708mm)	45TC-3060-L 4P0	\$1332.41	\$1344.61	\$1405.99	\$1418.19
30" x 66"(762mm x 1676mm)	27 7/8"(708mm)	45TC-3066-L 4P0	1355.48	1367.08	1431.51	1443.11
30" x 72"(762mm x 1829mm)	27 7/8"(708mm)	45TC-3072-L 4P0	1378.55	1389.55	1457.03	1468.03
30" x 84"(762mm x 2134mm)	27 7/8"(708mm)	45TC-3084-L 4P0	1424.69	1434.49	1508.07	1517.87
30" x 96"(762mm x 2438mm)	27 7/8"(708mm)	45TC-3096-L 4P0	1470.83	1479.43	1559.11	1567.71
36" x 60"(914mm x 1524mm)	29 5/8"(752mm)	45TC-3660-L 4P0	\$1398.96	\$1410.56	\$1477.44	\$1489.04
36" x 66"(914mm x 1676mm)	29 5/8"(752mm)	45TC-3666-L 4P0	1426.38	1437.38	1507.80	1518.80
36" x 72"(914mm x 1829mm)	29 5/8"(752mm)	45TC-3672-L 4P0	1453.80	1464.20	1538.16	1548.56
36" x 84"(914mm x 2134mm)	29 5/8"(752mm)	45TC-3684-L 4P0	1508.64	1517.84	1598.88	1608.08
36" x 96"(914mm x 2438mm)	29 5/8"(752mm)	45TC-3696-L 4P0	1563.48	1571.48	1659.60	1667.60

Round with "X" Base



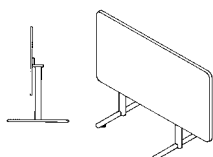
45XR-P

Square with "X" Base



45XQ-P

Rectangle with "T" Base



45TC-P

Features

- Includes laminate top, base(s), and hardware.
- Edge Options:
 - Bullnose and T-Mold feature a 3"(76mm) nominal corner radius on square and rectangle tables.
 - Edgeband on square tops and "T" base rectangle tops is 3mm all around with square corners.
 - Edgeband not available on round tops.
- X and T bases are 2 1/4"(57mm) diameter column with 1 1/2"(38mm) diameter base foot.
- Standard table height is 29"(737mm). **To specify non-standard heights, see instructions.**
- Optional casters are available.

Caster Option

- Includes four casters: two locking and two non-locking.
- Casters are dual-wheel hooded with foot-operated locking tab.
- Caster must be specified at the time of order; they are not field retrofittable.
- Standard in black only.

Specification of casters requires replacing 5th option of the number with a C, add \$87.98 list.

Example: 45XQ-3030-LE4SCA.

Non-Standard Table Height Option

Replace 3rd option with code for optional table height.
Example: 45TC-3672-LE7SCA is 40"(1016mm) stool height.

Optional

Height Code	Height	Description
7	40"(1016mm)	Stool Height
6	36"(914mm)	Counter Height
5	32"(813mm)	Wheelchair Access Height

To Order, Specify:

1) Product number, including:

① Edge Options: Flat Hardwood

- E** Full Bullnose Plastic
- T** T-Mold
- J** Edgeband

2) Laminate color.
 3) Edge trim color.

② Base Finish Options:

- A** Painted
- B** Chrome, add: \$337.08 list to tables with X base. \$505.62 list to tables with 2 bases.

① Edge Options

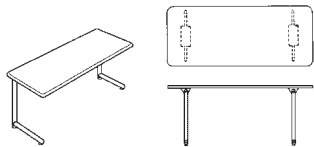
E Full Bullnose Plastic

T T-Mold

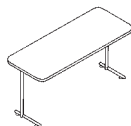
J Edgeband

450 Series Folding Tables

Rectangle with "C" Base

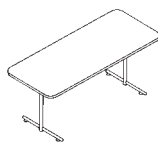


(18" Deep Table)



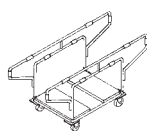
(24" Deep Table)
45CC-F

Rectangle with "T" Base



45TC-F

Folding Table Transport Dolly



KTTD-80

Tables Features

- Includes laminate top, bases, and hardware required.
- Edge Options:
 - Bullnose and T-Mold feature a 3"(76mm) nominal corner radius on square and rectangle tables.
 - Edgeband on square tops and "T" base rectangle is 3mm all around.
 - Edgeband on rectangle tops with "C" base is 3mm on user side and 1mm on remaining edges.
- 1 3/4"(44mm) leg diameter with 1 1/2"(38mm) diameter base foot.
- 5/8"(16mm) adjustable leveling glides.
- Standard table height is 29"(737mm). **To specify non-standard heights, see instructions.**
- Table assembly is 4"(102mm) thick when folded.

Dolly Features

- 1 1/2"(38mm) diameter tube frame with carpet-covered stacking platform.
- 6"(152mm) diameter x 2"(51mm) wide wheels: two fixed and two steering.
- Stores 18"(457mm) and 24"(610mm) deep folding tables stacked 7 flat or on edge.
- Stores 30"(762mm) deep or larger folding tables 7 on edge only, will not store stacked flat.
- 80"(2032mm) dolly for use with 60"(1524mm), 66"(1676mm) and 72"(1829mm) wide folding tables.
- Standard in black finish color.

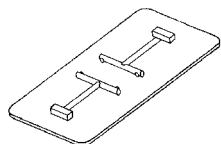
Non-Standard Table Height Option

Replace 3rd option with code for optional table height.
Example: 45TC-2460-LE5SCA is wheelchair access height.

Optional

Height Code	Height	Description
5	32"(813mm)	Wheelchair Access Height

Note: Not available on 60"(1524mm) rectangle folding tables.



Folding Table Detail

To Order, Specify:

1) Product number, including:

1 Edge Options:

- E** Full Bullnose Plastic
- T** T-Mold
- J** Edgeband

2) Laminate color.

3) Edge trim color.

2 Base Finish Options:

- A** Painted
- B** Chrome, add: **\$337.08** list to tables with 2 bases.

1 Edge Options

- E** Full Bullnose Plastic
- T** T-Mold
- J** Edgeband

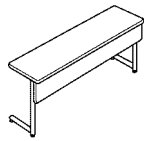
450 Series Folding Tables

Size	Base Spread	Number ① ②	Laminate A E,T	J	Laminate B E,T	J
Rectangle with two "C" Bases						
18" x 60"(457mm x 1524mm)	14 3/8"(365mm)	45CC-1860-L 4F0	\$1225.38	\$1238.78	\$1289.16	\$1302.56
18" x 66"(457mm x 1676mm)	14 3/8"(365mm)	45CC-1866-L 4F0	1239.75	1252.55	1305.00	1317.80
18" x 72"(457mm x 1829mm)	14 3/8"(365mm)	45CC-1872-L 4F0	1254.12	1266.32	1320.84	1333.04
18" x 84"(457mm x 2134mm)	14 3/8"(365mm)	45CC-1884-L 4F0	1282.86	1293.86	1352.52	1363.52
18" x 96"(457mm x 2438mm)	14 3/8"(365mm)	45CC-1896-L 4F0	1311.60	1321.40	1384.20	1394.00
24" x 60"(610mm x 1524mm)	19 3/4"(502mm)	45CC-2460-L 4F0	\$1270.20	\$1283.00	\$1338.88	\$1351.68
24" x 66"(610mm x 1676mm)	19 3/4"(502mm)	45CC-2466-L 4F0	1288.92	1301.12	1359.56	1371.76
24" x 72"(610mm x 1829mm)	19 3/4"(502mm)	45CC-2472-L 4F0	1307.64	1319.24	1380.24	1391.84
24" x 84"(610mm x 2134mm)	19 3/4"(502mm)	45CC-2484-L 4F0	1345.08	1355.48	1421.60	1432.00
24" x 96"(610mm x 2438mm)	19 3/4"(502mm)	45CC-2496-L 4F0	1382.52	1391.72	1462.96	1472.16
Rectangle with two "T" Bases						
24" x 60"(610mm x 1524mm)	20 5/8"(524mm)	45TC-2460-L 4F0	\$1270.20	\$1283.00	\$1338.88	\$1351.68
24" x 66"(610mm x 1676mm)	20 5/8"(524mm)	45TC-2466-L 4F0	1288.92	1301.12	1359.56	1371.76
24" x 72"(610mm x 1829mm)	20 5/8"(524mm)	45TC-2472-L 4F0	1307.64	1319.24	1380.24	1391.84
24" x 84"(610mm x 2134mm)	20 5/8"(524mm)	45TC-2484-L 4F0	1345.08	1355.48	1421.60	1432.00
24" x 96"(610mm x 2438mm)	20 5/8"(524mm)	45TC-2496-L 4F0	1382.52	1391.72	1462.96	1472.16
30" x 60"(762mm x 1524mm)	23 5/8"(600mm)	45TC-3060-L 4F0	\$1353.05	\$1365.25	\$1426.63	\$1438.83
30" x 66"(762mm x 1676mm)	23 5/8"(600mm)	45TC-3066-L 4F0	1376.12	1387.72	1452.15	1463.75
30" x 72"(762mm x 1829mm)	23 5/8"(600mm)	45TC-3072-L 4F0	1399.19	1410.19	1477.67	1488.67
30" x 84"(762mm x 2134mm)	23 5/8"(600mm)	45TC-3084-L 4F0	1445.33	1455.13	1528.71	1538.51
30" x 96"(762mm x 2438mm)	23 5/8"(600mm)	45TC-3096-L 4F0	1491.47	1500.07	1579.75	1588.35
36" x 60"(914mm x 1524mm)	29 5/8"(752mm)	45TC-3660-L 4F0	\$1419.60	\$1431.20	\$1498.08	\$1509.68
36" x 66"(914mm x 1676mm)	29 5/8"(752mm)	45TC-3666-L 4F0	1447.02	1458.02	1528.44	1539.44
36" x 72"(914mm x 1829mm)	29 5/8"(752mm)	45TC-3672-L 4F0	1474.44	1484.84	1558.80	1569.20
36" x 84"(914mm x 2134mm)	29 5/8"(752mm)	45TC-3684-L 4F0	1529.28	1538.48	1619.52	1628.72
36" x 96"(914mm x 2438mm)	29 5/8"(752mm)	45TC-3696-L 4F0	1584.12	1592.12	1680.24	1688.24
Height	Depth	Width	Number		Price	
Folding Table Transport Dolly						
40"(1016mm)	29 1/2"(749mm)	80"(2032mm)	KTTD-80		\$1196.89	

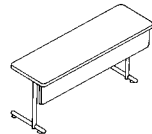
450 Series Training Tables

Size	Bases	Base Spread	Number ① ②	Laminate A E,T J	Laminate B E,T J
Stationary Table with Attached Modesty Panel and "C" Bases					
18" x 60"(457mm x 1524mm)	2C	14 7/8"(378mm)	45CC-1860-L 4T0	\$1015.69 \$1029.09	\$1079.47 \$1092.87
18" x 66"(457mm x 1676mm)	2C	14 7/8"(378mm)	45CC-1866-L 4T0	1051.79 1064.59	1117.04 1129.84
18" x 72"(457mm x 1829mm)	2C	14 7/8"(378mm)	45CC-1872-L 4T0	1098.76 1110.96	1165.48 1177.68
18" x 84"(457mm x 2134mm)	2C	14 7/8"(378mm)	45CC-1884-L 4T0	1181.83 1192.83	1251.49 1262.49
18" x 96"(457mm x 2438mm)	3C	14 7/8"(378mm)	45CC-1896-L 4T0	1264.90 1274.70	1337.50 1347.30
24" x 60"(610mm x 1524mm)	2C	20 1/4"(514mm)	45CC-2460-L 4T0	\$1060.51 \$1073.31	\$1129.19 \$1141.99
24" x 66"(610mm x 1676mm)	2C	20 1/4"(514mm)	45CC-2466-L 4T0	1100.96 1113.16	1171.60 1183.80
24" x 72"(610mm x 1829mm)	2C	20 1/4"(514mm)	45CC-2472-L 4T0	1152.28 1163.88	1224.88 1236.48
24" x 84"(610mm x 2134mm)	2C	20 1/4"(514mm)	45CC-2484-L 4T0	1244.05 1254.45	1320.57 1330.97
24" x 96"(610mm x 2438mm)	3C	20 1/4"(514mm)	45CC-2496-L 4T0	1335.82 1345.02	1416.26 1425.46
Stationary Table with Attached Modesty Panel and "T" Bases					
18" x 60"(457mm x 1524mm)	2T	19 7/8"(505mm)	45TC-1860-L 4T0	\$1015.69 \$1029.09	\$1079.47 \$1092.87
18" x 66"(457mm x 1676mm)	2T	19 7/8"(505mm)	45TC-1866-L 4T0	1051.79 1064.59	1117.04 1129.84
18" x 72"(457mm x 1829mm)	2T	19 7/8"(505mm)	45TC-1872-L 4T0	1098.76 1110.96	1165.48 1177.68
18" x 84"(457mm x 2134mm)	2T	19 7/8"(505mm)	45TC-1884-L 4T0	1181.83 1192.83	1251.49 1262.49
18" x 96"(457mm x 2438mm)	3T	19 7/8"(505mm)	45TC-1896-L 4T0	1264.90 1274.70	1337.50 1347.30
24" x 60"(610mm x 1524mm)	2T	23 7/8"(606mm)	45TC-2460-L 4T0	\$1060.51 \$1073.31	\$1129.19 \$1141.99
24" x 66"(610mm x 1676mm)	2T	23 7/8"(606mm)	45TC-2466-L 4T0	1100.96 1113.16	1171.60 1183.80
24" x 72"(610mm x 1829mm)	2T	23 7/8"(606mm)	45TC-2472-L 4T0	1152.28 1163.88	1224.88 1236.48
24" x 84"(610mm x 2134mm)	2T	23 7/8"(606mm)	45TC-2484-L 4T0	1244.05 1254.45	1320.57 1330.97
24" x 96"(610mm x 2438mm)	3T	23 7/8"(606mm)	45TC-2496-L 4T0	1335.82 1345.02	1416.26 1425.46
30" x 60"(762mm x 1524mm)	2T	27 7/8"(708mm)	45TC-3060-L 4T0	\$1143.36 \$1155.56	\$1216.94 \$1229.14
30" x 66"(762mm x 1676mm)	2T	27 7/8"(708mm)	45TC-3066-L 4T0	1188.16 1199.76	1264.19 1275.79
30" x 72"(762mm x 1829mm)	2T	27 7/8"(708mm)	45TC-3072-L 4T0	1243.83 1254.83	1322.31 1333.31
30" x 84"(762mm x 2134mm)	2T	27 7/8"(708mm)	45TC-3084-L 4T0	1344.30 1354.10	1427.68 1437.48
30" x 96"(762mm x 2438mm)	3T	27 7/8"(708mm)	45TC-3096-L 4T0	1444.77 1453.37	1533.05 1541.65

Stationary Table with Attached Modesty Panel and "C" Base



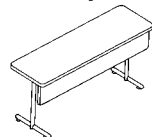
(18" Deep Table)



(24" Deep Table)

45CC-T

Stationary Table with Attached Modesty Panel and "T" Base



45TC-T

Features

- Includes laminate top, bases, and hardware.
- Edge Options:
 - Bullnose and T-Mold feature a 3"(76mm) nominal corner radius on square and rectangle tables.
 - Edgeband on square tops and "T" base rectangle tops is 3mm all around with square corners.
 - Edgeband on rectangle tops with "C" base is 3mm on user side and 1mm on remaining edges with square corners.
- 2 1/4"(57mm) diameter column with 1 1/2"(38mm) diameter base foot for stationary training tables.
- 5/8"(16mm) adjustable leveling glides.
- Standard table height is 29"(737mm). **To specify non-standard heights, see instructions.**
- Modesty panels are laminate with charcoal T-mold; panels are 11"(279mm) high and 3/4"(19mm) thick.
- Modesty panels are mounted to the underside of the work surface using L-brackets.
- Optional casters are available.

Caster Option "T" Base Tables Only

- Includes four casters (two locking and two non-locking) for two bases and six casters (three locking and three non-locking) for three bases.
- Casters are dual-wheel hooded with foot-operated locking tab.
- Caster must be specified at the time of order; they are not field retrofittable.
- Standard in black only.

Specification of casters requires replacing the 5th option of the number with a **C**, add **\$87.98** list.

Example: 45XQ-3030-LE4SCA.

Non-Standard Table Height Option

Replace 3rd option with code for optional table height.

Example: 45TC-3672-LE5SCA is wheelchair access height.

Optional

Height Code	Height	Description
5	32"(813mm)	Wheelchair Access Height

To Order, Specify:

- 1) Product number, including:

① Edge Options:

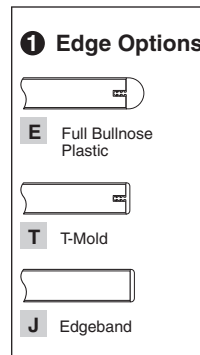
- E** Full Bullnose Plastic
- T** T-Mold
- J** Edgeband

- 2) Laminate color.

- 3) Edge trim color.

② Base Finish Options:

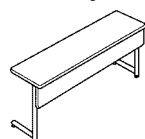
- A** Painted
- B** Chrome, add: **\$337.08** list to tables with 2 bases. **\$505.62** list to tables with 3 bases.



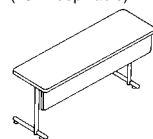
450 Series Training Tables

Size	Base Spread	Number	①	②	Laminate A E,T	J	Laminate B E,T	J
Folding Table with Removable Modesty Panel and two "C" Bases								
18" x 60"(457mm x 1524mm)	14 3/8"(365mm)	45CC-1860-L	4H0		\$1475.28	\$1488.68	\$1539.06	\$1552.46
18" x 66"(457mm x 1676mm)	14 3/8"(365mm)	45CC-1866-L	4H0		1522.25	1535.05	1587.50	1600.30
18" x 72"(457mm x 1829mm)	14 3/8"(365mm)	45CC-1872-L	4H0		1580.08	1592.28	1646.80	1659.00
18" x 84"(457mm x 2134mm)	14 3/8"(365mm)	45CC-1884-L	4H0		1684.88	1695.88	1754.54	1765.54
18" x 96"(457mm x 2438mm)	14 3/8"(365mm)	45CC-1896-L	4H0		1789.68	1799.48	1862.28	1872.08
24" x 60"(610mm x 1524mm)	19 3/4"(502mm)	45CC-2460-L	4H0		\$1520.10	\$1532.90	\$1588.78	\$1601.58
24" x 66"(610mm x 1676mm)	19 3/4"(502mm)	45CC-2466-L	4H0		1571.42	1583.62	1642.06	1654.26
24" x 72"(610mm x 1829mm)	19 3/4"(502mm)	45CC-2472-L	4H0		1633.60	1645.20	1706.20	1717.80
24" x 84"(610mm x 2134mm)	19 3/4"(502mm)	45CC-2484-L	4H0		1747.10	1757.50	1823.62	1834.02
24" x 96"(610mm x 2438mm)	19 3/4"(502mm)	45CC-2496-L	4H0		1860.60	1869.80	1941.04	1950.24
Folding Table with Removable Modesty Panel and two "T" Bases								
24" x 60"(610mm x 1524mm)	20 5/8"(524mm)	45TC-2460-L	4H0		\$1520.10	\$1532.90	\$1588.78	\$1601.58
24" x 66"(610mm x 1676mm)	20 5/8"(524mm)	45TC-2466-L	4H0		1571.42	1583.62	1642.06	1654.26
24" x 72"(610mm x 1829mm)	20 5/8"(524mm)	45TC-2472-L	4H0		1633.60	1645.20	1706.20	1717.80
24" x 84"(610mm x 2134mm)	20 5/8"(524mm)	45TC-2484-L	4H0		1747.10	1757.50	1823.62	1834.02
24" x 96"(610mm x 2438mm)	20 5/8"(524mm)	45TC-2496-L	4H0		1860.60	1869.80	1941.04	1950.24
30" x 60"(762mm x 1524mm)	23 5/8"(600mm)	45TC-3060-L	4H0		\$1602.95	\$1615.15	\$1676.53	\$1688.73
30" x 66"(762mm x 1676mm)	23 5/8"(600mm)	45TC-3066-L	4H0		1658.62	1670.22	1734.65	1746.25
30" x 72"(762mm x 1829mm)	23 5/8"(600mm)	45TC-3072-L	4H0		1725.15	1736.15	1803.63	1814.63
30" x 84"(762mm x 2134mm)	23 5/8"(600mm)	45TC-3084-L	4H0		1847.35	1857.15	1930.73	1940.53
30" x 96"(762mm x 2438mm)	23 5/8"(600mm)	45TC-3096-L	4H0		1969.55	1978.15	2057.83	2066.43

Folding Table with Removable Modesty Panel and "C" Base



(18" Deep Table)



(24" Deep Table)

45CC-H

Folding Table with Removable Modesty Panel and "T" Base



45TC-H

Features

- Includes laminate top, bases, and hardware.
- Edge Options:
 - Bullnose and T-Mold feature a 3"(76mm) nominal corner radius on square and rectangle tables.
 - Edgeband on "T" base rectangle tops is 3mm all around with square corners.
 - Edgeband on rectangle tops with "C" base is 3mm on user side and 1mm on remaining edges with square corners.
- 1 3/4"(44mm) leg diameter with 1 1/2"(38mm) diameter base foot.
- 5/8"(16mm) adjustable leveling glides.
- Standard table height is 29"(737mm). **To specify non-standard heights, see instructions.**
- Modesty panels are laminate with edgeband; panels are 11"(279mm) high and 3/4"(19mm) thick.
- Removable modesty panels are attached and detached using thumb screws.

Non-Standard Table Height Option

Replace 3rd option with code for optional table height.

Example: 45TC-2460-LE5SCA is wheelchair height.

Optional

Height Code	Height	Description
5	32"(813mm)	Wheelchair Access Height

Note: Not available on 60"(1524mm) long folding tables.

To Order, Specify:

1) Product number, including:

① Edge Options:

- E** Full Bullnose Plastic
- T** T-Mold
- J** Edgeband

2) Laminate color.

3) Edge trim color.

② Base Finish Options:

- A** Painted
- B** Chrome, add: **\$337.08** list to tables with 2 bases.

① Edge Options



- E** Full Bullnose Plastic

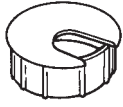



- T** T-Mold

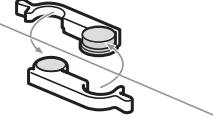


- J** Edgeband

450 Series Table Accessories

	Size	Diameter	Number	Price
 KGRM Class TA — SIN 711-11 Discount Group X	Small grommet	1 5/8"(41mm) inside	KGRM-FLD	\$15.43
	Large grommet	2 3/4"(70mm) inside	KGRM-FLD2	17.95
Features <ul style="list-style-type: none"> • Field drilled and installed. • Standard in black only. • Removable cap. 			To Order, Specify: <ol style="list-style-type: none"> 1) Product number. (No finish specification required.) 	

	Top Thickness	Number	Price A	B
 WQAG Class PT — SIN 711-11 Discount Group IX	1 3/16"(30mm)	WQAG-0303-PS	\$26.78	\$32.14
	2"(51mm)	WQAG-0303-PM	26.78	32.14
Features <ul style="list-style-type: none"> • Includes one 2 3/4"(70mm) round grommet. • Field Installed into field cut opening. 			To Order, Specify: <ol style="list-style-type: none"> 1) Product number. 2) Trim color 	

	Number	Price		
 TA01-0222 (one set) Class TA — SIN 711-11 Discount Group X	TA01-0222	\$100.00		
Features <ul style="list-style-type: none"> • Includes four (two sets) ganging mechanisms and attachment hardware. • Standard in black. • Field installed. 			To Order, Specify: <ol style="list-style-type: none"> 1) Product number. (No finish specification required.) 	
Specification Tip <ul style="list-style-type: none"> • 450 Series rectangle and square tables are drilled for ganging mechanisms. 				

450 Series Table Accessories

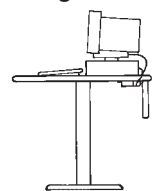
	Number	Price
Assembly Mounting Pack	4TAK-MNT	\$25.95

4TAK-MNT
Class TA – SIN 711-11;
Discount Group X


Features

- Assembly Mounting Pack required when attaching an AKP to an 84”(2134mm) or 96”(2438mm) long table.
- Allows for attachment over the horizontal hat channels designed to provide long tables with stability.
- With the Assembly Mounting Pack the AKP attaches 3/4”(19mm) lower than if it were attached directly to the underside of the table top.

Wire Management Trough



KWT
KWMF
Class TA – SIN 711-11;
Discount Group X



Length	Application	Number	Price
24”(610mm)	Stationary/Flip-Top Tables Only	KWT-24	\$ 33.92
30”(762mm)		KWT-30	41.34
36”(914mm)		KWT-36	48.76
42”(1067mm)		KWT-42	56.18
48”(1219mm)		KWT-48	63.60
54”(1372mm)		KWT-54	71.02
60”(1524mm)		KWT-60	78.44
66”(1676mm)		KWT-66	85.86
72”(1829mm)		KWT-72	93.28
	For 60”, 66” and 72” folding tables only	KWMF-72	93.28
	For 84” and 96” folding tables only	KWMF-96	122.96

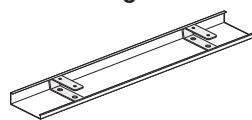
Features

- KWT wire management trough for use with stationary and flip-top tables only, with or without modesty panels.
- KWMF wire management trough for use with folding tables only, with or without modesty panels.
- Wire management trough attaches to underside of rectangle tables for storage of electronic equipment wiring and cabling.
- Both trough versions are field-attached.
- KWT wire management trough must be specified 6”(152mm) shorter than the table width.
- KWMF-72 is two pieces, and KWMF-96 is four pieces to allow for folding table leg clearance.
- Standard in Charcoal finish only.

To Order, Specify:

- 1) Product number.
(No finish specification required.)

Wire Manager – Horizontal



EUAW
Class PT — SIN 711-11;
Discount Group IX

Length	Clips	Number	Price
48”(1219mm)	2	EUAW-0048-NH	\$115.69
72”(1829mm)	3	EUAW-0072-NH	173.57
96”(2438mm)	3	EUAW-0096-NH	231.45
120”(3048mm)	4	EUAW-00C0-NH	289.23

Features

- Includes one wire manager and attachment clips.
- Standard in light platinum plastic.
- Field cuttable.

To Order, Specify:

- 1) Product number.
(No finish specification required.)

Specification Tip

- For use with conference tables for wire management.

450 Series Wire Management/Electrical

	Description	Number	Price
Vertical Cable Chain	31"(787mm) cable chain	EUAW-3100-NV	\$166.40



EUAW-3100-NV
Class YA — SIN 711-11;
Discount Group XIII

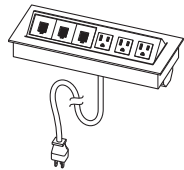
Features

- Includes cable chain and attachment hardware (2 screws).
- Bottom cable chain link is weighted.
- Available in translucent material only.

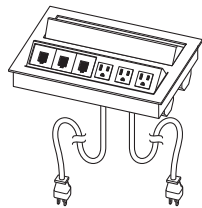
To Order, Specify:

- 1) Product number.
(No finish specification required.)


Flip Top Unit



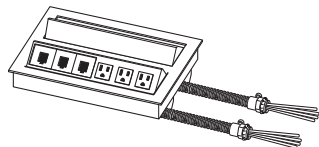
EUE1-1331W



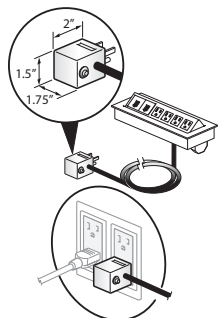
EUE2-1331W



EUE1-C331W



EUE2-C331W



Fused Plug Detail (4 Power)
Class YA — SIN 711-1;
Discount Group XIII



Width	Depth	Configuration	Number	Price
Corded Single-Sided Outlets				
8 5/16"(211mm)	4 3/8"(111mm)	2 Power, 2 Data	EUE1-0000-1221W	\$ 455.26
		3 Power, 1 Data	EUE1-0000-1311W	455.26
11 1/4"(286mm)		3 Power, 3 Data	EUE1-0000-1331W	455.26
		4 Power, 2 Data	EUE1-0000-1421W	455.26
Corded Double-Sided Outlets				
8 5/16"(211mm)	8"(203mm)	2 Power, 2 Data	EUE2-0000-1221W	\$ 910.52
		3 Power, 1 Data	EUE2-0000-1311W	910.52
11 1/4"(286mm)		3 Power, 3 Data	EUE2-0000-1331W	910.52
		4 Power, 2 Data	EUE2-0000-1421W	910.52
Hardwire Single-Sided Outlets				
8 5/16"(211mm)	4 3/8"(111mm)	2 Power, 2 Data	EUE1-0000-C221W	\$ 519.53
11 1/4"(286mm)		3 Power, 3 Data	EUE1-0000-C331W	519.53
Hardwire Double-Sided Outlets				
8 5/16"(211mm)	8"(203mm)	2 Power, 2 Data	EUE2-0000-C221W	\$1039.06
11 1/4"(286mm)		3 Power, 3 Data	EUE2-0000-C331W	1039.06

Features

- Hardwire flip top unit includes one flip top unit with power outlets and communication openings, mounting clips, 6 foot flexible metal conduit feed with wires for hardwire, multiple data jack adapters to accommodate most varieties of field supplied data jacks, also includes blank data covers.
- Corded flip top unit includes one flip top unit with power outlets and communication openings, 12 foot long – 15-amp cord with plug, mounting clips, multiple data jack adapters to accommodate most varieties of field supplied data jacks, also includes blank data covers.
- Flip top unit is flush mounted with spring release cover.
- Flip top unit overall height is 2 3/4"(70mm) and will extend below the table tops.
- Standard in anodized finish.
- Ships assembled.

To Order, Specify:

- 1) Product number.
(No finish specification required.)

Specification Tips

- Flip top unit is not recommended for use with 450 Series flip-top or folding tables.
- Flip top unit plug-in cord drops down from bottom of unit to plug into external power outlet.
- Flip top unit requires field cut-out and installation.
- **For use with 120 volt 60 hertz power source only.**
- **Flip top unit applications should be reviewed by local authorities (electrical inspector) prior to ordering.**

Tactics and 450 Series Finish/Color Legend

Laminate

Solid Color Laminates – Grade A

H-34 Beige ■
 H-8J Charcoal ■
 H-3J Graphite ■
 H-62 Gray Tone ■
 H-3P Platinum ■
 H-AA Putty ■
 H-3E Smoke ■
 H-WL Linen

Patterned Laminates – Grade A

H-DH Barley Grain
 H-DA Oats Grain
 H-DE Wheat Grain
 H-EK Owl Nest
 H-EC Quail Nest ■
 H-ED Rhea Nest ■
 H-EA Robin Nest ■
 H-22 Grey Spex ■
 H-21 White Spex ■

Wood Grain Laminates – Grade A

H-AE Maple ■
 H-AM Amber Cherry

Premium Wood Grain Laminates – Grade B

H-KA Brazilwood
 H-KJ Colombian Walnut
 H-KC New Age Oak
 H-KD River Cherry
 H-KE Sanara
 H-KF Williamsburg Cherry

Alert:
 These materials are current, however they are being considered for future obsolescence due to low volume.
 Medium Cherry H-AD

Edges — 450 Series

Edgeband and T-Mold Colors

HP-34 Beige ■
 HP-AK Chalk ■
 HP-8J Charcoal ■
 HP-3J Graphite ■
 HP-62 Gray Tone ■
 HP-WL Linen ■
 HP-3P Platinum ■
 HP-AA Putty ■
 HP-3E Smoke ■

Edgeband Wood Grain Colors – Grade A

HP-AM* Amber Cherry
 HP-AE* Maple

Edgeband Wood Grain Colors – Grade B

HP-KA* Brazilwood
 HP-KG* Colombian Walnut
 HP-KC* New Age Oak
 HP-KD* River Cherry
 HP-KE* Sanara
 HP-KF* Williamsburg Cherry

Bullnose

TR-R Beige ■
 TR-AK Chalk ■
 TR-K Charcoal ■
 TR-J Graphite ■
 TR-G Gray Tone ■
 TR-AA Putty ■
 TR-E Smoke ■
 TR-AK Chalk ■

*Edgeband only. T-Mold not available with wood grain edge trim.

■ RUSH edges on T-Mold only.

Tactics Plastic

(Edge, Leg Wire Management, Foot

Cap, Modesty Panel)

TR-K Charcoal ■
 TR-J Graphite ■

450 Series Base Trim

Paint – Grade A

TR-R Beige ■
 TR-AK Chalk ■
 TR-K Charcoal ■
 TR-J Graphite ■
 TR-G Gray Tone ■
 TR-AA Putty ■
 TR-E Smoke ■

Textured Paint – Grade A

TR-TY Cement
 TR-TG Grout
 TR-TF Pitch
 TR-TW Piaster

Metallic – Grade B

TR-MC Champagne
 TR-MG Gunmetal
 TR-LE Sliver

Accent Paint – Grade B

TR-1C Accent Blue
 TR-1D Accent Green
 TR-1E Accent Orange
 TR-1F Accent Red

Chrome

KR-V Chrome

Tactics Base Trim

Paint – Grade A


TR-R Beige ■
 TR-F Black
 TR-KO Black (Gloss 90)
 TR-AK Chalk
 TR-K Charcoal ■
 TR-J Graphite ■
 TR-G Gray Tone ■
 TR-AA Putty ■
 TR-E Smoke ■

Metallic Paint – Grade B

TR-MC Champagne
 TR-MG Gunmetal
 TR-LE Sliver

Tactics and 450 Series Finish/Color Legend

Tactics Wood Finish

Wood Group	Veneer Type	Variety	Cutting Technique	Surface	Matching Technique	Grain Direction	Finish Name/Color	Specification Number
	Natural	Maple	Plain Sliced	Open Pore	Book Matched	Vertical	Light Maple	VP-LM
							Natural on Maple	VP-N
							Sand on Maple	VP-AD
	Natural	Cherry	Plain Sliced	Open Pore	Book Matched	Vertical	Medium Cherry	VC-U
							Amber on Cherry	VC-CA1
							Classic on Cherry	VC-83
							American on Cherry	VC-W23
	Natural	Oak	Plain Sliced	Open Pore	Book Matched	Vertical	Oak	VJ-W05
							Light Cherry	VC-W06
	Natural	Walnut	Plain Sliced	Open Pore	Book Matched	Vertical	Espresso on Walnut	VR-W15
							Retro on Walnut	VR-W31
							Mahogany Satin on Walnut	VR-W21
							Naturally Walnut	VR-W12

Customer's Own Material (COM)

For general Customer's Own Material information including processes and forms, please refer to: Surfaces.Haworth.com

For information on approved COM's, please refer to: Surfaces.Haworth.com

For information on Haworth+ Alliance Program, please refer to: Surfaces.Haworth.com

Alert:

These materials are current, however they are being considered for future obsolescence due to low volume.

- Crown on Cherry VC-W24
- Cordovan on Walnut VR-W13

Table of Contents

Product Statement of Line

Freestanding Worktops	374
Tables	379
Screens	380
Collaborative Tables	381
Collaborative Table Accessories	382

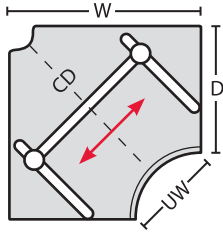
Product Details

Edge Options	387
Edge and Base Options	388
Freestanding Mobile Screens	389
Worktop Screens	390
C-Leg Base Modesty Screens	391
Collaborative Tables: Ganging Kits and Modesty Panels	392
Freestanding Worktops	393
Collaborative Tables: Flip Top Units	394

Price List	397
------------------	-----

Freestanding Worktops

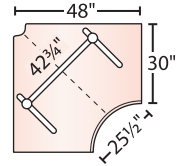
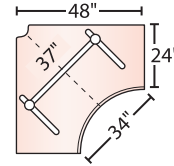
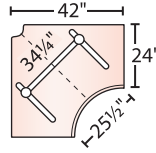
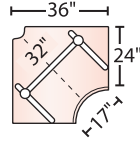
Curved Wrap-Around Corner



CD: Corner Depth
UW: User Width

Nominal vs (Actual) Dimensions

DEPTH	WIDTH	DEPTH	WIDTH
24" = (23.43")	36" = (35.43")	30" = (29.43")	48" = (47.97")
	42" = (41.43")		
	48" = (47.97")		



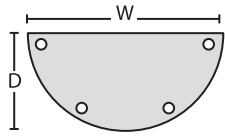
Notes Cascade and wood edge worktops measure 2" (51mm) less in width and 1" (25.4mm) less in depth.

↔ Denotes laminate wood and wood veneer grain direction.

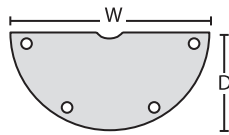
Freestanding Worktops

Conference End

Four Straight Legs



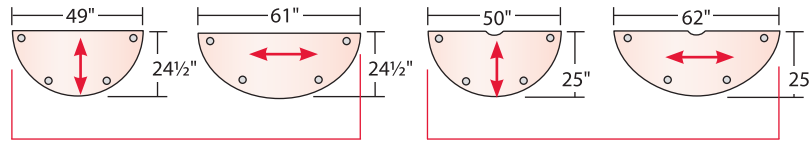
No Wireway



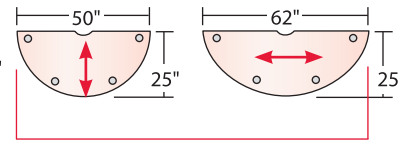
With Wireway

Nominal vs (Actual) Dimensions

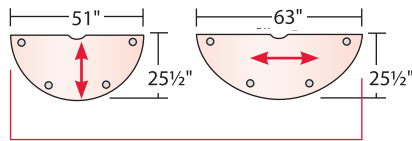
DEPTH	WIDTH	DEPTH	WIDTH	DEPTH	WIDTH
24.5" = (24.43")	49" = (47.86")	25" = (24.99")	50" = (49.97")	25.5" = (25.47")	51" = (50.94")
	61" = (59.86")		62" = (61.97")		63" = (62.94")



Casters or glides; for use with freestanding applications.



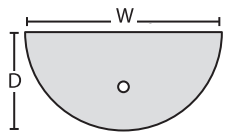
Glides; for use only with PLACES/ UniGroup panels.



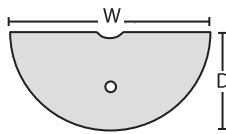
Glides; for use only with PREMISE panels.

Note See page 10 for kneespace clearance.

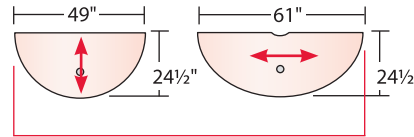
One Straight Leg with Glide



No Wireway

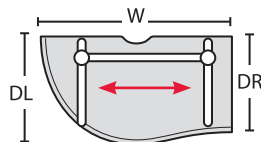


With Wireway

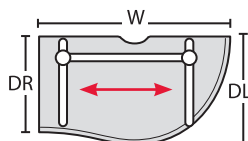


For use with fixed height worktops; must be attached to two adjoining fixed height freestanding worktops.

Conference End Swell



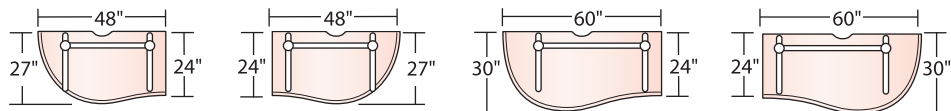
Left Hand



Right Hand

Nominal vs (Actual) Dimensions

DEPTH	WIDTH	DEPTH	WIDTH	DEPTH	WIDTH
24" = (23.43")	48" = (47.97")	27" = (23.43")	48" = (47.97")	30" = (29.43")	48" = (47.97")
	60" = (59.97")		60" = (59.97")		60" = (59.97")

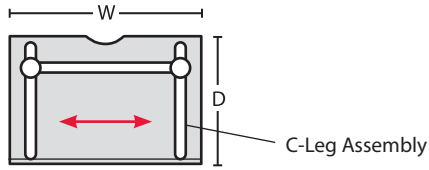


Notes Cascade and wood edge worktops measure 2" (51mm) less in width and 1" (25.4mm) less in depth.

↔ Denotes laminate wood and wood veneer grain direction.

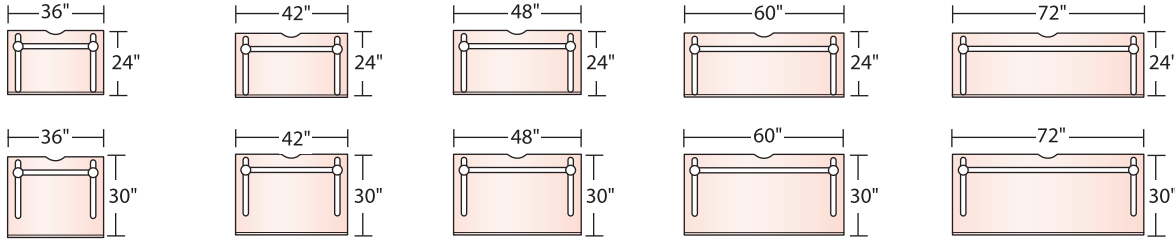
Freestanding Worktops

Rectangular

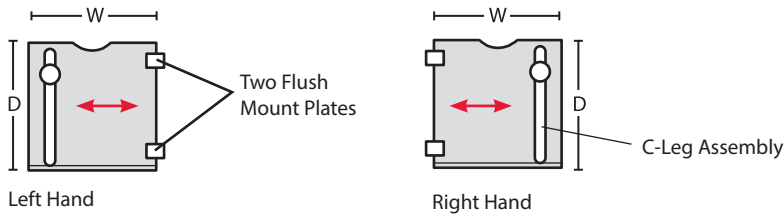


Nominal vs (Actual) Dimensions

DEPTH	WIDTH	DEPTH	WIDTH
24" = (23.43")	24" = (23.97")	30" = (29.43")	24" = (23.97")
	30" = (29.97")		30" = (29.97")
	36" = (35.97")		36" = (35.97")
	42" = (41.97")		42" = (41.97")
	48" = (47.97")		48" = (47.97")
	60" = (59.97")		60" = (59.97")
	72" = (71.97")		72" = (71.97")

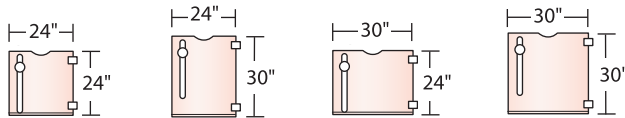


Rectangular: Single Leg with Two Flush Mount Plates



Clearance Between Legs

WIDTH
36" = (35.97")
42" = (41.97")
48" = (47.97")
60" = (59.97")
72" = (71.97")



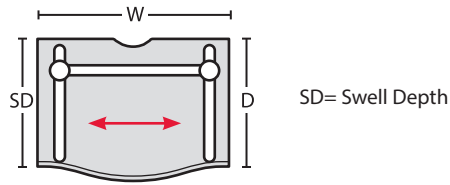
Note Single leg with two flush mount plates can be installed on left or right sides.

Notes Cascade and wood edge worktops measure 2" (51mm) less in width and 1" (25.4mm) less in depth.

↔ Denotes laminate wood and wood veneer grain direction.

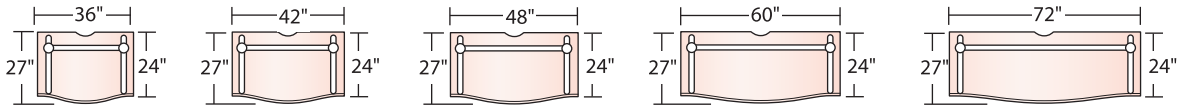
Freestanding Worktops

Swell

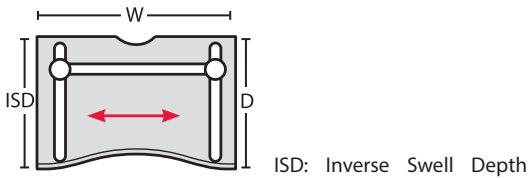


Nominal vs (Actual) Dimensions

DEPTH	SWELL DEPTH	WIDTH
24" = (23.43")	27" = (26.43")	36" = (35.97")
		42" = (41.97")
		48" = (47.97")
		60" = (59.97")
		72" = (71.97")

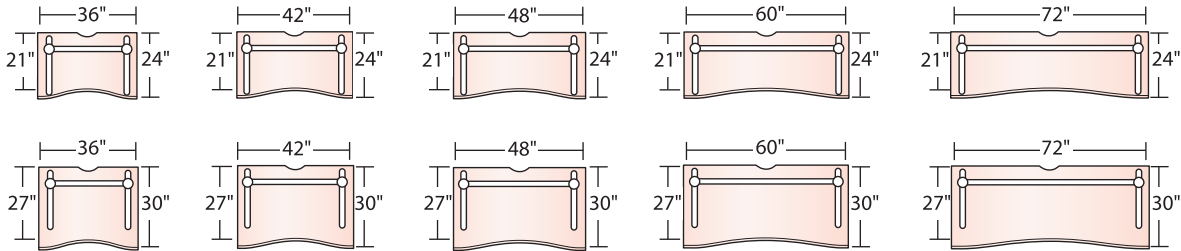


Inverse Swell



Nominal vs (Actual) Dimensions

DEPTH	WIDTH	DEPTH	WIDTH
24" = (23.43")	36" = (35.97")	30" = (29.43")	36" = (35.97")
	42" = (41.97")		42" = (41.97")
	48" = (47.97")		48" = (47.97")
	60" = (59.97")		60" = (59.97")
	72" = (71.97")		72" = (71.97")

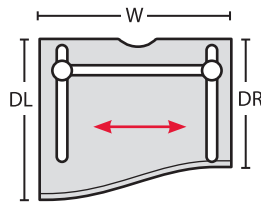


Notes Cascade and wood edge worktops measure 2" (51mm) less in width and 1" (25.4mm) less in depth.

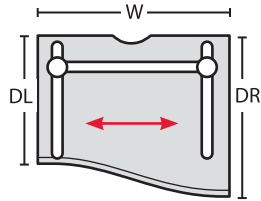
↔ Denotes laminate wood and wood veneer grain direction.

Freestanding Worktops

Transition



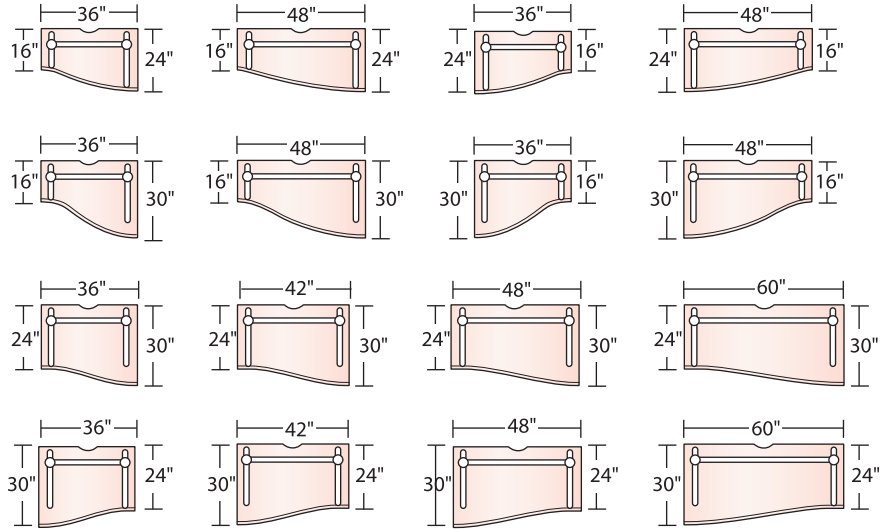
Left



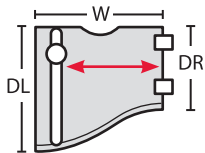
Right

Nominal vs (Actual) Dimensions

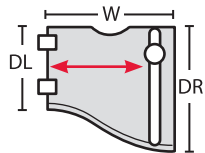
DEPTH	WIDTH	DEPTH	WIDTH	DEPTH	WIDTH
16" = 16"	36" = (35.97")	24" = (23.43")	36" = (35.97")	30" = (29.43")	36" = (35.97")
	42" = (41.97")		42" = (41.97")		42" = (41.97")
	48" = (47.97")		48" = (47.97")		48" = (47.97")
	60" = (59.97")		60" = (59.97")		60" = (59.97")



Transition: Single Leg with Two Flush Mount Plates



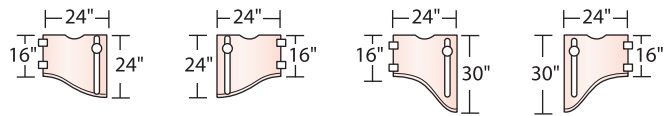
Left Hand



Right Hand

Nominal vs (Actual) Dimensions

DEPTH	WIDTH
16" = 16"	24" = (23.97")
24" = (23.43")	
30" = (29.43")	

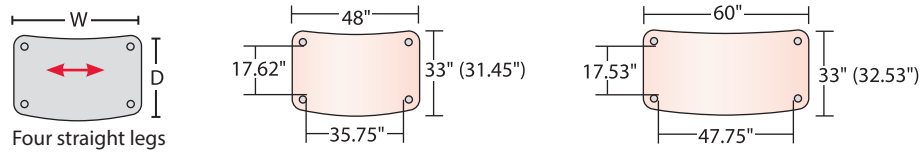


Notes Cascade and wood edge worktops measure 2" (51mm) less in width and 1" (25.4mm) less in depth.

↔ Denotes laminate wood and wood veneer grain direction.

Tables

Bend Tables: Fixed



- Notes**
- Bend tables are available with casters or glides.
 - Actual measurements shown in (parentheses).
 - Bend Top Table accepts an AKP with 21" track.
- ↔ Denotes laminate wood and wood veneer grain direction.

Table Features

Table Edges

Tables are offered in several edge treatments:

- High-pressure laminate surface with Cascade front edge (solid or translucent) and plastic flat edges on back and sides.
- Wood veneer surface with Cascade wood front edge and flat wood edge on back and sides (available on Round Tables only).

Power

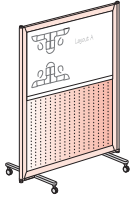
The Flip Top Unit is available on freestanding worktops and collaborative tables.

Glides and Casters

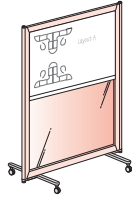
- Glides provide a 1" (25.4mm) adjustment range for leveling capability.
- Two of the four casters are lockable.

Screens

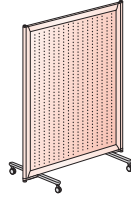
Freestanding Mobile Screens



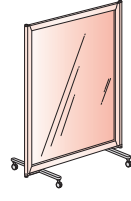
Markerboard/
Perforated Metal
Insert



Markerboard/
Frosted Insert

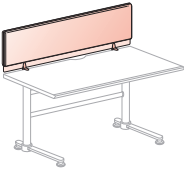


Perforated Metal
Insert

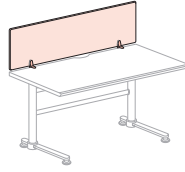


Frosted Insert

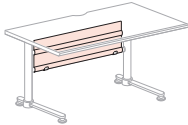
Fabric Tackable Worktop Screens



Frosted Worktop Screens

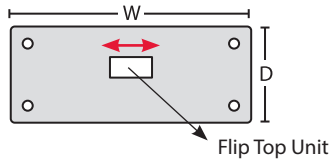


C-Leg Base Modesty Screens



Collaborative Tables

Rectangular: Straight Legs

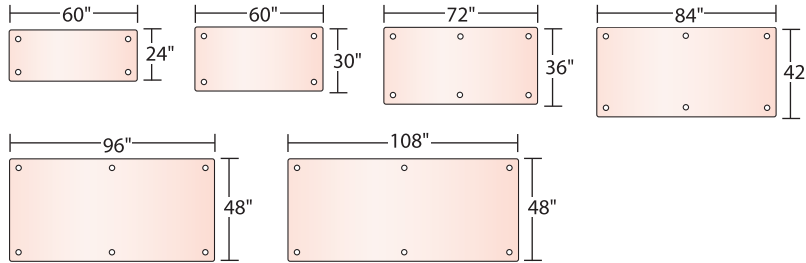


Measurements:
Nominal=Actual

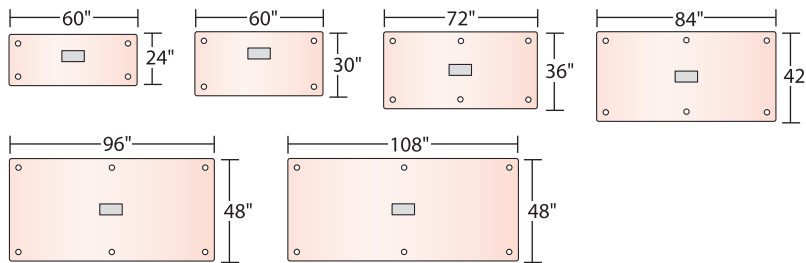
Clearance Between Legs

DEPTH	WIDTH
24" = 13.75"	60" = 49.75"
30" = 19.75"	72" = 29.75"
36" = 25.75"	84" = 35.75"
42" = 31.75"	96" = 41.75"
	108" = 47.75"

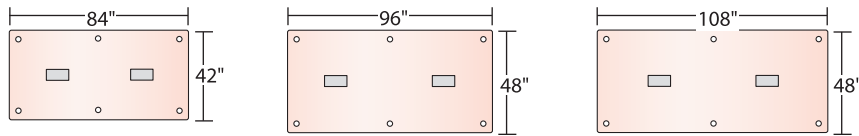
Straight Legs: No Power



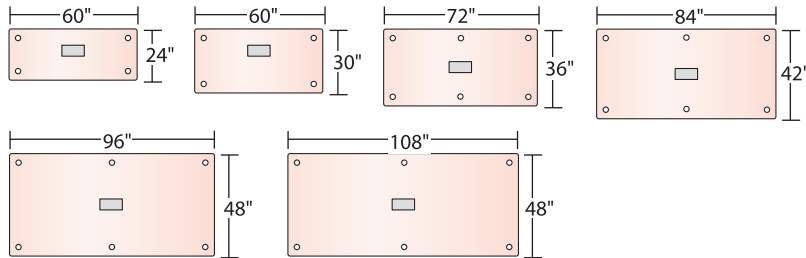
Straight Legs: One Flip Top Unit — Single Sided



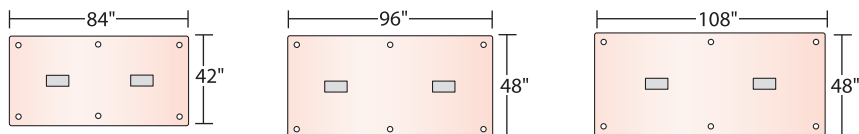
Straight Legs: Two Flip Top Units — Single Sided



Straight Legs: One Flip Top Unit — Double Sided



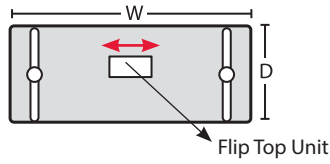
Straight Legs: Two Flip Top Units — Double Sided



Notes Straight leg Rectangular tables are available with casters or glides.
↔ Denotes laminate wood and wood veneer grain direction.

Collaborative Tables

Rectangular: T-Legs with Glides

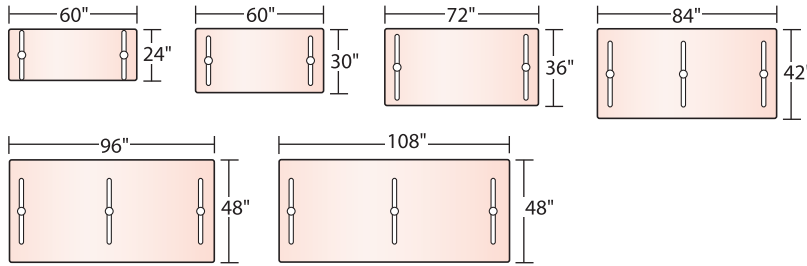


Measurements:
Nominal=Actual

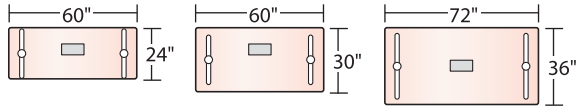
Clearance Between Legs

WIDTH
60" = 47.10"
72" = 52"
84" = 31"
96" = 37"
108" = 43"

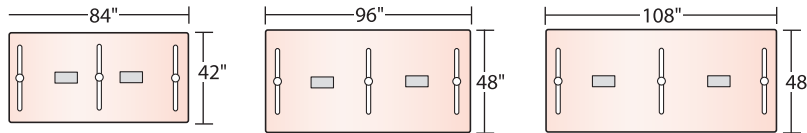
T-Legs: No Power



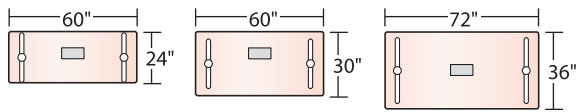
T-Legs: One Flip Top Unit — Single Sided



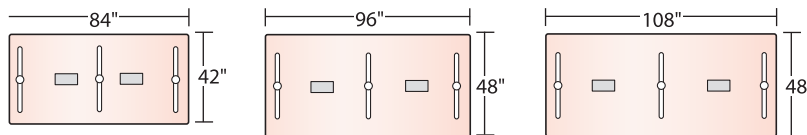
T-Legs: Two Flip Top Units — Single Sided



T-Legs: One Flip Top Unit — Double Sided



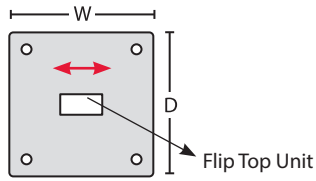
T-Legs: Two Flip Top Units — Double Sided



Note Denotes laminate wood and wood veneer grain direction.

Collaborative Tables

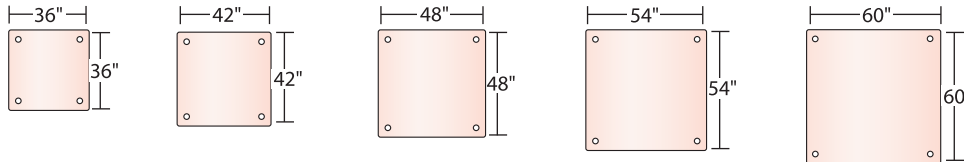
Square: Single Legs



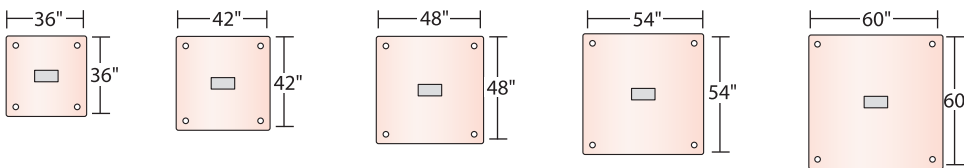
Clearance Between Legs

WIDTH
36" = 25.75"
42" = 31.75"
48" = 37.75"
54" = 43.75"
60" = 49.75"

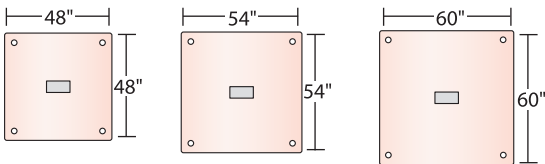
Single Legs: No Power



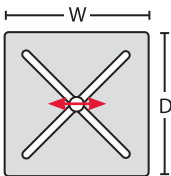
Single Legs: One Flip Top Unit — Single Sided



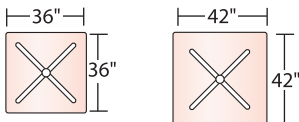
Single Legs: One Flip Top Unit — Double Sided



Square: X-Base



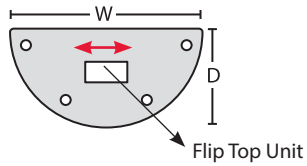
X-Base: No Power



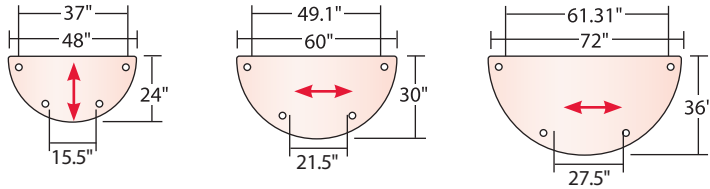
Notes Straight leg Square tables are available with casters or glides.
 Denotes laminate wood and wood veneer grain direction.

Collaborative Tables

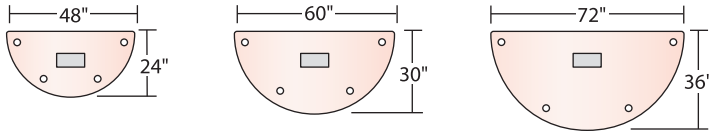
Conference End: Single Leg



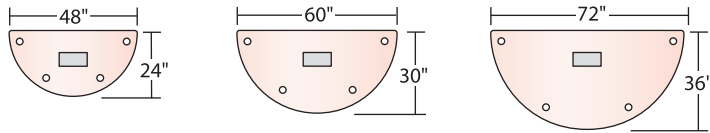
Single Legs: No Power



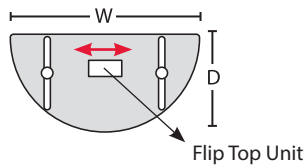
Single Legs: One Flip Top Unit — Single Sided



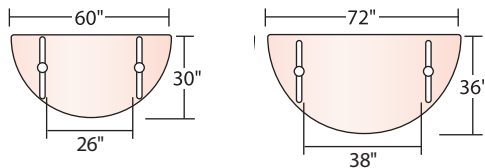
Single Legs: One Flip Top Unit — Double Sided



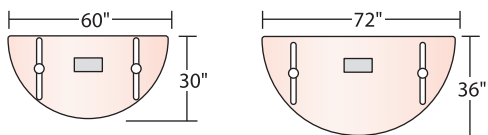
Conference End: T-Leg



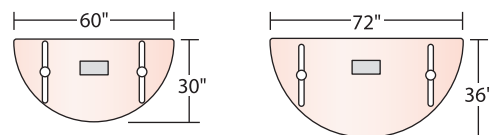
T-Legs: No Power



T-Legs: One Flip Top Unit — Single Sided



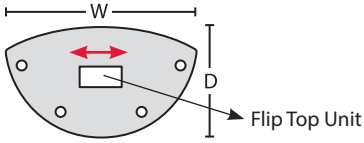
T-Legs: One Flip Top Unit — Double Sided



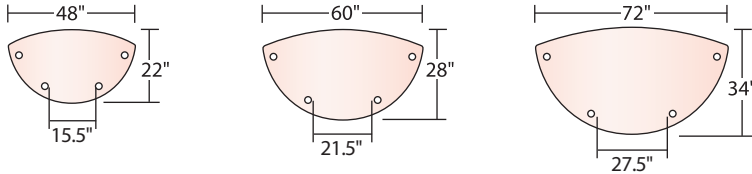
Notes Conference End tables are available with casters or glides.
 ↔ Denotes laminate wood and wood veneer grain direction.

Collaborative Tables

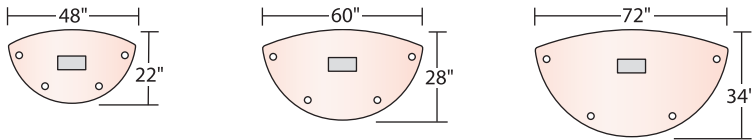
Video Conference End: Single Legs



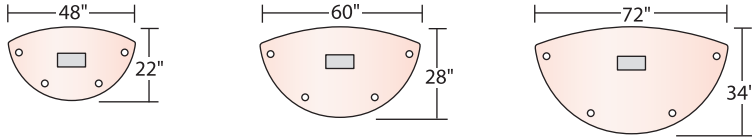
Single Legs, Casters or Glides: No Power



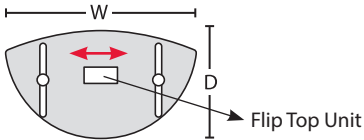
Single Legs, Casters or Glides: One Flip Top Unit — Single Sided



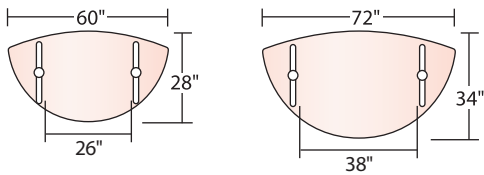
Single Legs, Casters or Glides: One Flip Top Unit — Double Sided



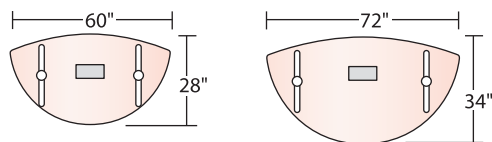
Video Conference End: T-Legs



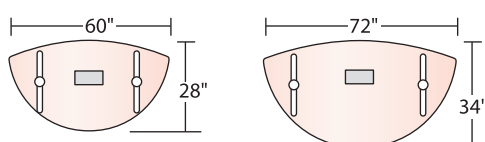
T-Legs: No Power



T-Legs: One Flip Top Unit — Single Sided

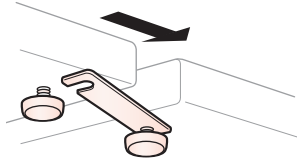


T-Legs: One Flip Top Unit — Double Sided

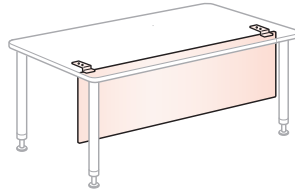


Notes Straight leg Video Conference tables are available with casters or glides.
 ↔ Denotes laminate wood and wood veneer grain direction.

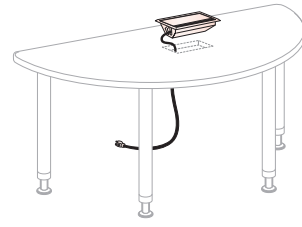
Collaborative Table Accessories



Ganging Kit



Modesty Kit



Flip Top Unit

Edge Options

Cascade Vinyl Edge

Refers to a high-pressure laminate surface with a cascade vinyl front edge and plastic flat edge on back and sides. Available in either solid vinyl or translucent vinyl.




Cascade Wood Edge

Refers to a wood veneer surface with a cascade wood edge on the front and a flat wood edge on the back and sides.




Collaborative Vinyl Edge

Refers to a high-pressure laminate surface with a flat vinyl edge designed to provide a virtually seamless surface when tables are grouped together. Only available on collaborative tables.



Collaborative Wood Bumper Edge


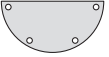







Refers to a wood veneer surface with a contoured wood edge and a small black PVC bumper on all sides to protect the wood finish when tables are grouped together. Only available on collaborative tables.



Worktop/Table Edge Dimensions

SURFACE/TRIM OPTION	NOMINAL THICKNESS	RADIUS TOP EDGE	RADIUS BOTTOM EDGE
LAMINATE/CASCADE VINYL EDGE	1.180"	1.22"	0.05"
WOOD/CASCADE WOOD EDGE	1.180"	1.22"	0.05"
LAMINATE/COLLABORATIVE EDGE	1.180"	0.118"	0.118"
WOOD/COLLABORATIVE EDGE	1.175"	1.22"	0.06"

Edge and Base Options

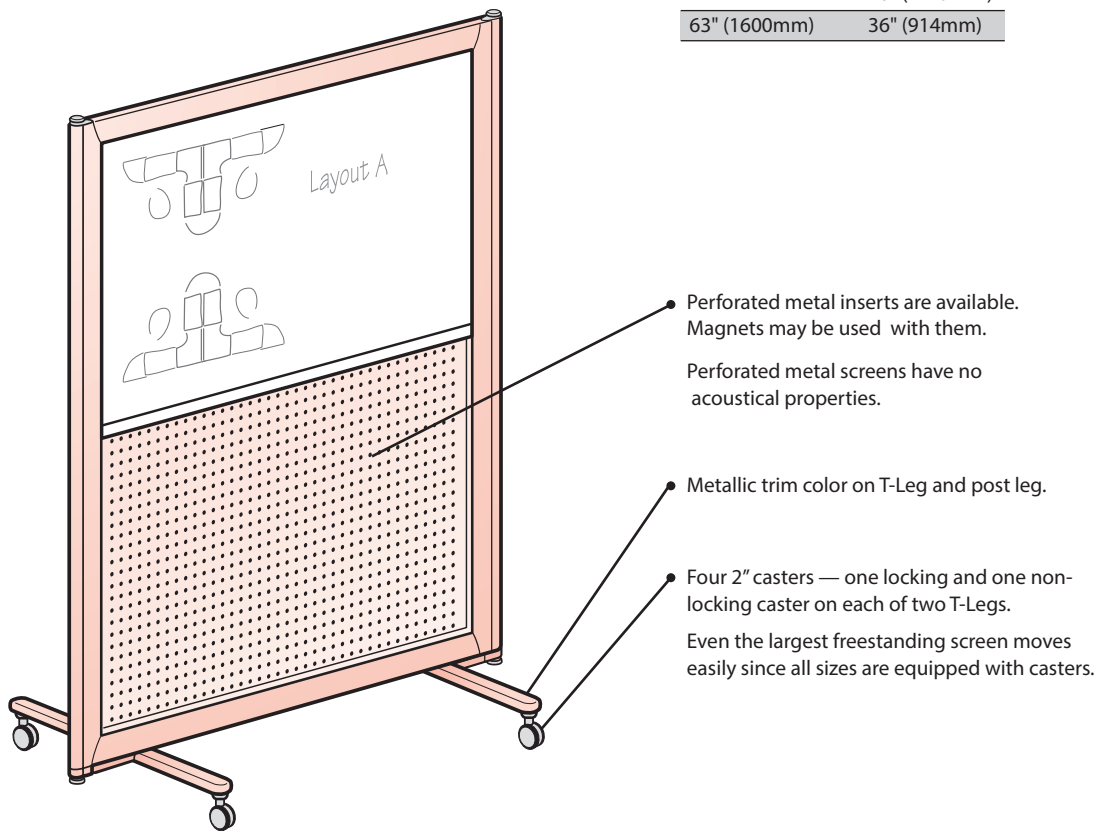
TABLE SHAPE	EDGE OPTIONS		BASE OPTIONS		
	CASCADE VINYL	CASCADE WOOD	C-LEG BASE	STRAIGHT LEG BASE	X BASE
 Bend Top Table	•		•	•	
 Conference End	•	•	•	•	
 Conference End Swell	•	•	•		
 Curved Wrap-Around Corner	•	•	•		
 Square	•	•			•
 Rectangular	•	•	•		
 Swell	•		•		
 Inverse Swell	•		•		
 Transition	•		•		

Freestanding Mobile Screens

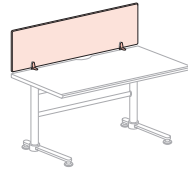
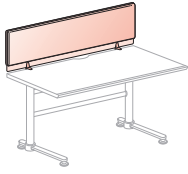
- Same-height screens can be ganged together with rubber "O" rings (one ring included with each screen). You can gang an unlimited number of screens in a configuration. Can be ganged post leg to post leg, T-Leg to T-Leg or post leg to T-Leg.
- Freestanding mobile screens may also be ordered in the following insert combinations: markerboard/frosted and markerboard/perforated metal. The dividing line between top and bottom inserts is at 29½" (749mm).
- All screens are non-load bearing.

Screen Dimensions

HEIGHT	WIDTH
47" (1194mm)	36" (914mm)
	48" (1219mm)
52" (1321mm)	36" (914mm)
	48" (1219mm)
63" (1600mm)	36" (914mm)



Worktop Screens



Worktop screens attach to the back edge of **if** worktops (or any other 1¼" (32mm)-thick tops). The off-modular designed screens can be placed anywhere on the back edge of a worktop. Screens are non-load bearing.

Available in :

- 1" (25.4mm)-thick fabric tackable (same fabric and color on both sides)
- ¼" (6mm)-thick frosted and textured acrylic
- Non-directional fabrics only for 72" (1828mm) fabric screens

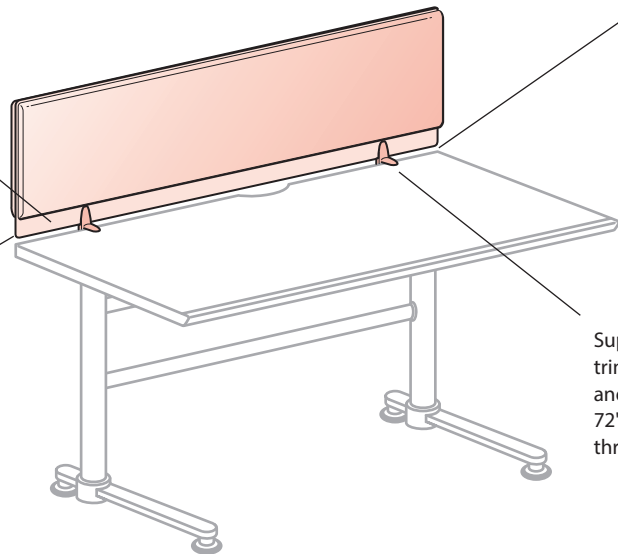
Screen Dimensions

HEIGHT	WIDTH
12" (305mm)	24" (610mm)
	30" (762mm)
	36" (914mm)
	42" (1067mm)
	48" (1219mm)
	60" (1524mm)
	72" (1829mm)
18" (457mm)	24" (610mm)
	30" (762mm)
	36" (914mm)
	42" (1067mm)
	48" (1219mm)
	60" (1524mm)

Fabric screens have a 2¼" (57mm) trim-and-edge reveal at the bottom, and are standard in smoke. Frosted screens do not have this feature.

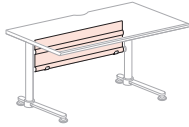
Distance between worktop and bottom of screen is 1" (25.4mm).

Screens are offset from the back edge of a worktop so that full-width screens may be used in corner configurations.



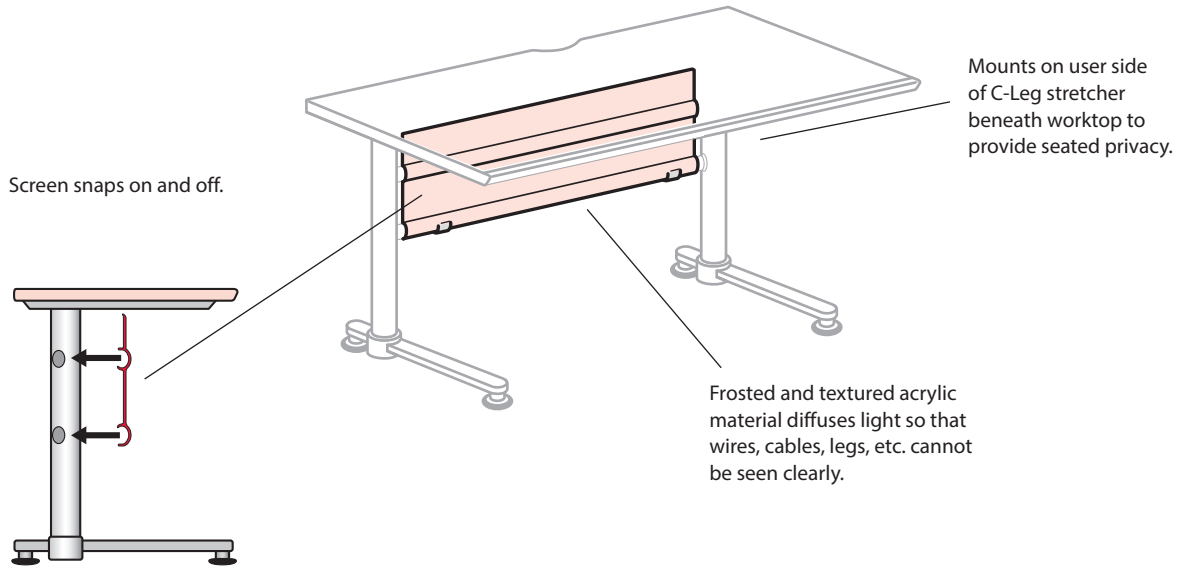
Supports are standard in Metallic trim color. 60" (1524mm)-wide and narrower have two supports. 72" (1829mm)-wide screens have three supports.

C-Leg Base Modesty Screens








Screen Dimensions

HEIGHT	WIDTH
14½" (368mm)	22½" (572mm)
	24" (610mm)
	30" (762mm)
	36" (914mm)
	48" (1219mm)
	60" (1524mm)



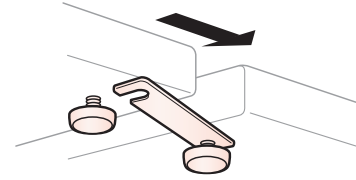
Modesty Screens are specified according to table shape and width:

MODESTY SCREEN	FOR	FOR	FOR
	 RECTANGULAR FREESTANDING WORKTOPS  SWELL FREESTANDING WORKTOPS  TRANSITION FREESTANDING WORKTOPS	 CONFERENCE END SWELL FREESTANDING WORKTOPS	 CURVED WRAP-AROUND CORNER FREESTANDING WORKTOPS
BBM-27			36" (914mm) to 42" (1067mm) wide
BBM-28	36" (914mm) wide		
BBM-34	42" (1067mm) wide	48" (1219mm) wide	48" (1219mm) wide
BBM-40	48" (1219mm) wide	60" (1524mm) wide	
BBM-52	60" (1524mm) wide		
BBM-64	72" (1829mm) wide		

Collaborative Tables: Ganging Kits and Modesty Panel Kits

Ganging Kits

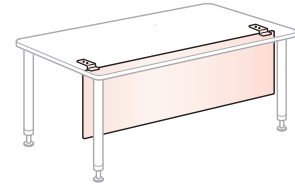
Ganging kits let you join collaborative tables in a semi-permanent manner. Each kit contains two connectors and four thumbscrews, which will join two legs together. (Each leg requires its own connector.) Tables can also be easily “un-ganged” — connectors store beneath table tops when not in use.



Tip Ganging kits are for use with collaborative tables only.

Modesty Panel Kits

The kit includes black mesh fabric in a metal frame and attachment hardware for field installation to the underside of a table. Recommended for rectangular and square straight leg collaborative tables.



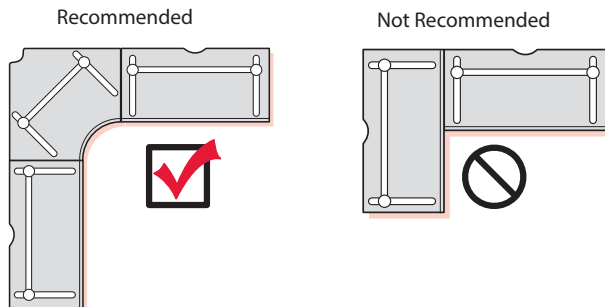
Specify according to table width:

HEIGHT	WIDTH	DESCRIPTION
12" (305mm)	28" (711mm)	For 36" (914mm) table width
	34" (864mm)	For 42" (1067mm) table width
	40" (1016mm)	For 48" (1219mm) table width
	52" (1321mm)	For 60" (1524mm) table width
	64" (1626mm)	For 72" (1829mm) table width

Freestanding Worktops

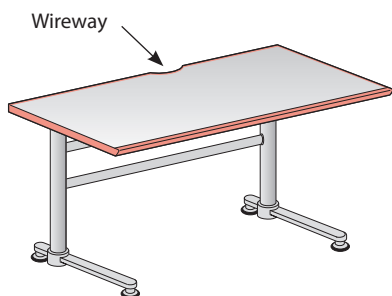
Table Application

Front edges of worktops should not be placed perpendicular to each other. Doing so would break the seamless flow of the surfaces.



Wireways

A wireway is centered along the back edge of most worktops. Wireways on cascade edge worktops are color-matched to edge treatment. Wood veneer tops have a veneer wireway.

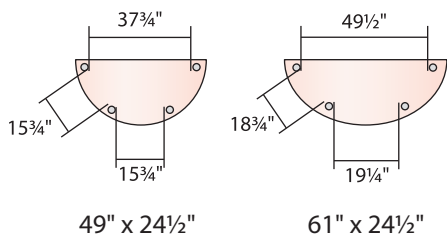


Conference End Worktops

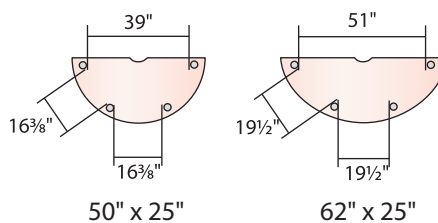
Kneespace Clearance for Conference End Worktops

Conference End Worktops are designed to encourage group interaction — but it's important to note kneespace restrictions. Use these drawings to determine which chair(s) will fit around worktops.

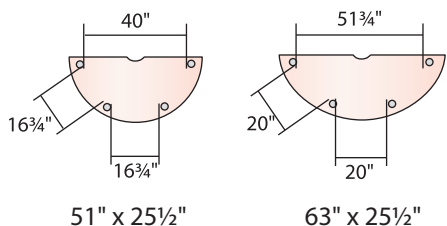
Freestanding



PLACES/UniGroup



PREMISE



Notes Cascade and wood edge worktops measure 2" (51mm) less in width and 1" (25.4mm) less in depth.

↔ Denotes laminate wood and wood veneer grain direction.

Collaborative Tables: Flip Top Units

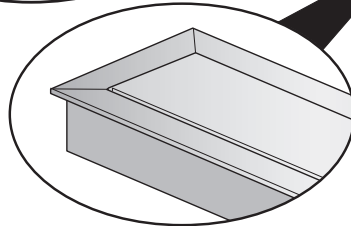
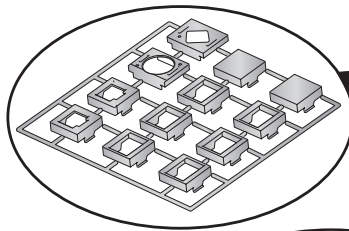
Flip Top Unit – Outlets and Data Jacks

The Flip Top Unit includes multiple data jack adapters to accommodate most field supplied data jacks. Also included are blank data covers to be used if no data access is needed. Data jacks are field supplied.

- 15 amp rated simplex power receptacles
- Data information access ports

Data Jack Adapters Included

Includes blank data covers and data jack adapters standard in white.

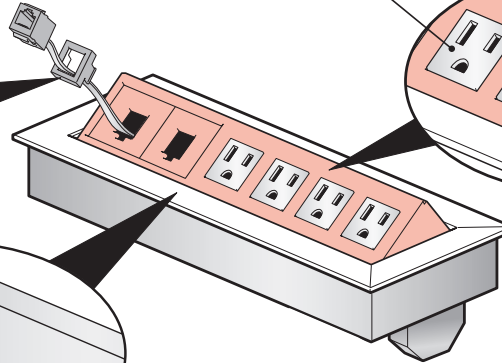


Anodized Finish

Flush mount plate and pop-up portion of Flip Top Unit standard in anodized finish.

Simplex power receptacles standard in white; included with Flip Top Unit.

Perimeter edge of power receptacles and data ports face plate standard in white.



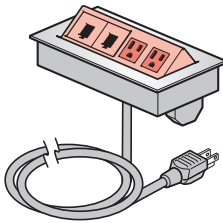
Power Outlets

15 Amp NEMA 5-15R configuration

- Data Jack Adapters work with field supplied Data Jacks from manufacturers such as Siemon, Hubbell and Panduit.
- Additional Data Tree adapters are available through E-Parts

Note Quick Connect Flip Top Unit also available in black.

Flip Top Unit – Connection Types



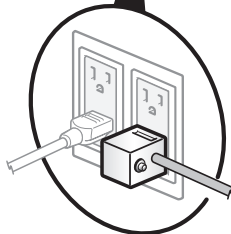
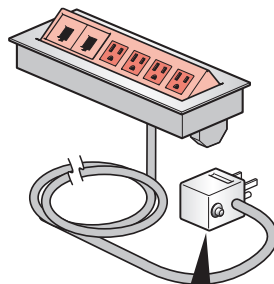
Corded

12 foot long, 15 amp black cord with plug

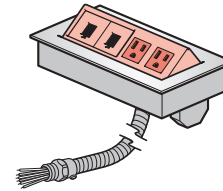
- For use with building receptacle outlet.

Note

Corded flip top units with four receptacles utilize a fused plug that may block adjacent building receptacle outlet.



Detail of Fused Plug



Hardwired

6 foot flexible metal conduit feed with wires for hardwire connection

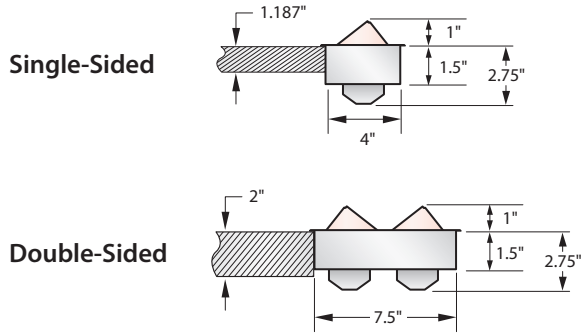
- Must be hardwired to building power.

Collaborative Tables: Flip Top Units

When **if** Collaborative tables with power are specified, they ship with factory-cut openings and either single-sided or double-sided Flip Top Units. The Flip Top Units are equipped with 15 amp rated simplex power receptacles and cords; power and/or data communication is accessed from either an electrical outlet or data jack located in the wall or floor.

Non-powered **if** Collaborative tables can be retrofitted to power by ordering the appropriate Flip Top Unit and field cutting the opening in the table.

Flip Top Unit: Side Elevation

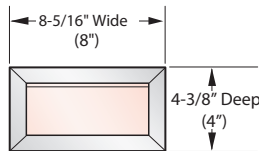


- Flip Top Unit: bezel and pop-up portion are proud to table top
- When installed into a 1 1/8" or 2" thick table top, the flip top unit will extend below the top

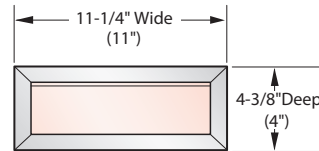


- Corded Flip Top Unit applications should be reviewed by local authorities (electrical inspector) prior to ordering this product.
- For use with 120 volt 60 hertz power source only.

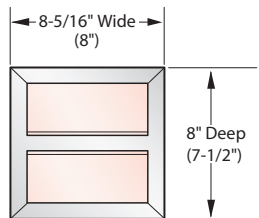
Flip Top Unit: Bezel/(Cutout) Dimensions



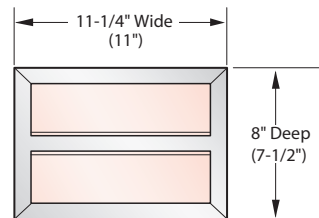
• 2.2 • 3.2
Single-Sided



• 3.3 • 4.2
Single-Sided



• 2.2 • 3.2
Double-Sided

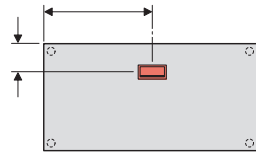


• 3.3 • 4.2
Double-Sided

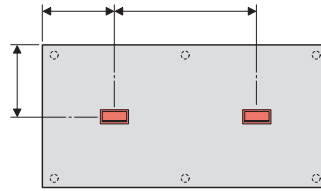
Note 2.2, 3.2, and 4.2 are available for field cut installations only.

Collaborative Tables: Flip Top Units

Factory-supplied Flip Top Units (FTU) cutouts are offset on tables less than 36" (914mm) deep; they are centered on tables 36" deep or deeper. When field installed, FTU cutouts should be placed a minimum of 3" (76mm) from edge, and they should not interfere with bases or edges.



3.3 Single-Sided Flip Top Unit
3.3 Double-Sided Flip Top Unit



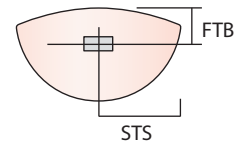
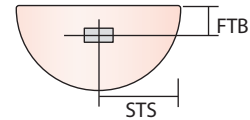
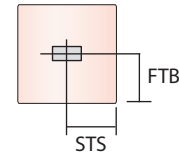
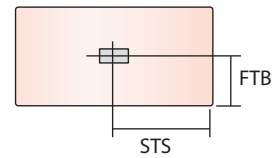
3.3 Single-Sided Flip Top Unit
3.3 Double-Sided Flip Top Unit

Flip Top Unit Capacities

- 3.3 = Single-sided with 3 power outlets, 3 data outlets, and 1 cutout in table
- 3.3 = Single-sided with 3 power outlets, 3 data outlets, and 2 cutouts in table
- 3.3 = Double-sided with 3 power outlets, 3 data outlets, and 1 cutout in table
- 3.3 = Double-sided with 3 power outlets, 3 data outlets, and 2 cutouts in table

Flip Top Unit Locations: Single Hatch

STYLE	SIZE	SIDE-TO-SIDE	FRONT-TO-BACK
Rectangular 14"	24" x 60"	Centered	
	30" x 60"	Centered	20"
	36" x 72"	Centered	Centered
	42" x 84"	Centered	Centered
	48" x 96"	Centered	Centered
Square	48" x 108"	Centered	Centered
	36" x 36"	Centered	26"
	48" x 48"	Centered	Centered
	54" x 54"	Centered	Centered
Conference End	60" x 60"	Centered	Centered
	48"	Centered	10"
	60"	Centered	16"
Video Conference End	72"	Centered	22"
	48"	Centered	13"
	60"	Centered	13"
	72"	Centered	13"



Flip Top Unit Locations: Double Hatch

STYLE	SIZE	EDGE-TO-FTU (CENTERLINE)	FTU-FTU	FRONT-TO-BACK
Rectangular	42" x 84"	25.5"	33"	Centered
	48" x 96"	23.42"	49.16"	Centered
	48" x 108"	29.42"	49.16"	Centered



Tables must be powered separately; they cannot be electrically interconnected. Cord use should be reviewed by local electrical inspector prior to ordering.

if Table of Contents

Freestanding Worktops

C-Leg Base	398, 400-402, 404-406
C-Leg Base — Two Flush Mount Plates	399, 403
C-Leg Base — Straight Leg	407-408
Four Straight Legs	409-410
Straight Leg	411

Egg Tables

Four Straight Legs with Casters	412
Four Straight Legs with Glides	412

Round Tables

Four Straight Legs with Glides	413
--------------------------------------	-----

Bend Top Tables

Four Straight Legs with Casters	414
Four Straight Legs with Glides	414

Mobile Screens

Frosted Insert	416
Markerboard / Frosted Insert	415
Markerboard / Perforated Metal Insert	415
Perforated Metal Insert	416

Screens

C-Leg Base Modesty Screen	418
Fabric Tackable Desktop Screen	417
Frosted Desktop Screen	417

Collaborative Tables

Ganging Kit	429
Modesty Kit	429
Straight Leg Base with Casters — No Power	424, 427
Straight Leg Base with Casters — Powered — Double Sided — 3.3	424, 427
Straight Leg Base with Casters — Powered — Single Sided — 3.3	424, 427
Straight Leg Base with Glides — No Power	423, 426
Straight Leg Base with Glides — Powered — Double Sided — 3.3	423, 426
Straight Leg Base with Glides — Powered — Single Sided — 3.3	423, 426
Straight Leg Table with Casters — No Power	420
Straight Leg Table with Casters — Powered — Double Sided — 3.3	420
Straight Leg Table with Casters — Powered — Single Sided — 3.3	420
Straight Leg Table with Glides — No Power	419
Straight Leg Table with Glides — Powered — Double Sided — 3.3	419
Straight Leg Table with Glides — Powered — Single Sided — 3.3	419
T-Leg Table with Glides — No Power	421, 425, 428
T-Leg Table with Glides — Powered — Double Sided — 3.3	421, 425, 428
T-Leg Table with Glides — Powered — Single Sided — 3.3	421, 425, 428
X-Base Table with Glides — No Power	422

Electrical Components

Flip Top Unit	430
---------------------	-----

Finishes

Finish/Color Matrices	431-432
Systems Fabrics/Color Legend	433

Terms of Sale

North American	539-542
----------------------	---------

Index

543-552

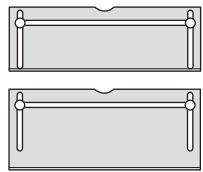
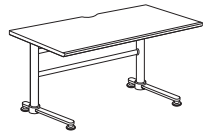
Lifetime Product Warranty

Inside Back Cover

if Freestanding Worktops

Rectangular – C-Leg Base

Height	Width	Depth	Number	Laminate Grade A		Laminate Grade B		Number	Wood Group A	Wood Group B
				Cascade A	Cascade B	Cascade A	Cascade B			
29"(737mm)	36"(914mm)	24"(610mm)	BTRF-3624-LVC	\$1130.40	\$1165.62	\$1220.83	\$1256.05	BTRF-3624-WWC	\$1613.60	\$1745.63
	42"(1067mm)		BTRF-4224-LVC	1161.22	1196.44	1254.11	1289.33	BTRF-4224-WWC	1750.08	1890.31
	48"(1219mm)		BTRF-4824-LVC	1192.04	1227.26	1287.39	1322.61	BTRF-4824-WWC	1886.56	2034.99
	60"(1524mm)		BTRF-6024-LVC	1253.68	1288.90	1353.95	1389.17	BTRF-6024-WWC	2159.52	2324.35
	72"(1829mm)		BTRF-7224-LVC	1315.32	1350.54	1420.51	1455.73	BTRF-7224-WWC	2432.48	2613.71
36"(914mm)	30"(762mm)	30"(762mm)	BTRF-3630-LVC	\$1266.88	\$1302.10	\$1368.23	\$1403.45	BTRF-3630-WWC	\$1843.65	\$1989.48
	42"(1067mm)		BTRF-4230-LVC	1297.70	1332.92	1401.51	1436.73	BTRF-4230-WWC	2001.05	2156.31
	48"(1219mm)		BTRF-4830-LVC	1328.52	1363.74	1434.79	1470.01	BTRF-4830-WWC	2158.45	2323.14
	60"(1524mm)		BTRF-6030-LVC	1390.16	1425.38	1501.35	1536.57	BTRF-6030-WWC	2473.25	2656.80
	72"(1829mm)		BTRF-7230-LVC	1451.80	1487.02	1567.91	1603.13	BTRF-7230-WWC	2788.05	2990.46



BTRF-LVC
BTRF-WWC



Features

- Includes worktop, C-Leg base assembly with adjustable glides and attachment hardware.
- High-pressure laminate with cascade vinyl front edge (solid or translucent) and plastic flat edges on back and sides.
- Wood veneer surface with cascade wood front edge and flat wood edge on back and sides.
- Wireway centered along back edge of worktop.
- Wireways on worktops are color matched to side/back edge treatment.
- Back edges on all worktops are finished for open plan environments.
- 1"(25mm) glide adjustment range allows worktop heights from 28-1/2"(724mm) - 29-1/2"(749mm).
- Worktops are predrilled for base attachment.
- Shipped unassembled.

Specification Tips

- Front edges on worktops are not designed to work perpendicular to one another.
- For 24"(610mm)- and 30"(762mm)-wide worktops.
- Stretcher provides stability and accommodates modesty screen.
- Does not accept suspended pedestal or AKP.
- Suggested pedestal style is mobile.
- C-Leg base and worktop depth will impact pedestal location and pedestal front may exceed worktop edge. See Specification Guide.

Note: A separately specified worksurface reinforcement channel is available for freestanding worktops and tables wider than 60"(1524mm) and used in heavily loaded applications.

To Order, Specify:

Laminate/Cascade Vinyl Edge

- 1) Product number.
- 2) Laminate color for surface.
- 3) Side/back edge trim color.
- 4) Front edge trim color.
- 4) Leg column and stretcher trim color.
- 6) Feet and glides Metallic trim color.

Note: Cascade translucent vinyl edge is Price Group B.

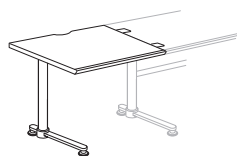
Wood Veneer/Cascade Wood Edge

- 1) Product number.
- 2) Wood finish for surface and edge.
- 3) Leg column and stretcher trim color.
- 4) Feet and glides Metallic trim color.

if Freestanding Worktops

Rectangular – C-Leg Base – Two Flush Mount Plates

Height	Width	Depth	Number	Laminate Grade A		Laminate Grade B		Number	Wood Group A	Wood Group B
				Cascade A	Cascade B	Cascade A	Cascade B			
29"(737mm)	24"(610mm)	24"(610mm)	BTRF-2424-LVF	\$600.97	\$636.19	\$649.04	\$684.26	BTRF-2424-WWF	\$1032.44	\$1129.62
	30"(762mm)		BTRF-3024-LVF	620.78	656.00	670.43	705.65	BTRF-3024-WWF	1066.57	1165.79
	24"(610mm)	30"(762mm)	BTRF-2430-LVF	\$673.61	\$708.83	\$725.83	\$761.05	BTRF-2430-WWF	\$1153.52	\$1257.95
	30"(762mm)		BTRF-3030-LVF	693.42	728.64	747.22	782.44	BTRF-3030-WWF	1187.65	1294.12



(Left Shown)

BTRF-LVF
BTRF-WWF



Features

- Includes worktop, C-Leg base with adjustable glides, two flush mount plates and mounting hardware.
- High-pressure laminate with cascade vinyl front edge (solid or translucent) and plastic flat edges on back and sides.
- Wood veneer surface with cascade wood front edge and flat wood edge on back and sides.
- Wireway centered along back edge of worktop.
- Wireways on worktops are color matched to side/back edge treatment.
- Back edges on all worktops are finished for open plan environments.
- 1"(25mm) glide adjustment range allows worktop height from 28-1/2"(724mm) - 29-1/2"(749mm).
- Worktops are predrilled for C-Leg base.
- Shipped unassembled.

Specification Tips

- Front edges on worktops are not designed to work perpendicular to one another.
- Orientation of leg can be either left or right as installed.
- Does not accommodate modesty screen.
- To be used in conjunction with a panel mounted fixed height worktop.
- Does not accept suspended pedestal or AKP.

To Order, Specify:

Laminate/Cascade Vinyl Edge

- 1) Product number.
- 2) Laminate color for surface.
- 3) Side/back edge trim color.
- 4) Front edge trim color.
- 5) Leg column trim color.
- 6) Feet and glides Metallic trim color.

Note: Cascade translucent vinyl is Price Group B.

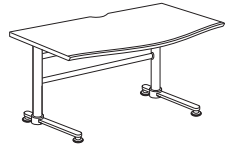
Wood Veneer/Cascade Wood Edge

- 1) Product number.
- 2) Wood finish for surface and edge.
- 3) Leg column trim color.
- 4) Feet and glides Metallic trim color.

if Freestanding Worktops

Swell – C-Leg Base

Height	Width	Depth	Number	Laminate Grade A		Laminate Grade B	
				Cascade A	Cascade B	Cascade A	Cascade B
29"(737mm)	36"(914mm)	24"(610mm)/27"(686mm)	BTSF-3624-LVC	\$1227.06	\$1261.19	\$1288.70	\$1322.83
	42"(1067mm)		BTSF-4224-LVC	1257.88	1292.01	1323.93	1358.06
	48"(1219mm)		BTSF-4824-LVC	1288.70	1322.83	1359.16	1393.29
	60"(1524mm)		BTSF-6024-LVC	1350.34	1384.47	1429.62	1463.75
	72"(1829mm)		BTSF-7224-LVC	1411.98	1446.11	1500.08	1534.21



BTSF-LVC



Features

- Includes worktop, C-Leg base assembly with adjustable glides and attachment hardware.
- High-pressure laminate with cascade vinyl front edge (solid or translucent) with plastic flat edge on back and sides.
- Wireway centered along back edge of worktop.
- Wireways on worktops are color matched to side/back edge treatment.
- Back edges on all worktops are finished for open plan environment.
- 1"(25mm) glide adjustment range allows worktop heights from 28-1/2"(724mm) - 29-1/2"(749mm).
- Worktops are predrilled for base attachment.
- Shipped unassembled.

Specification Tips

- Stretcher provides stability and accommodates modesty screen.
- Does not accept suspended pedestal or AKP.
- Suggested pedestal style is mobile.
- C-Leg base and worktop depth will impact pedestal location and pedestal front may exceed worktop edge. See Specification Guide.

Note: A separately specified worksurface reinforcement channel is available for freestanding worktops and tables wider than 60"(1524mm) and used in heavily loaded applications.

To Order, Specify:

Laminate/Cascade Vinyl Edge

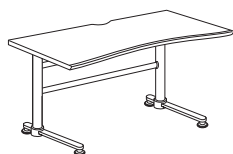
- 1) Product number.
- 2) Laminate color for surface.
- 3) Side/back edge trim color.
- 4) Front edge trim color.
- 5) Leg column and stretcher trim color.
- 6) Feet and glides Metallic trim color.

Note: Cascade translucent vinyl edge is Price Group B.

if Freestanding Worktops

Inverse Swell – C-Leg Base

Height	Width	Depth	Number	Laminate Grade A		Laminate Grade B	
				Cascade A	Cascade B	Cascade A	Cascade B
29"(737mm)	36"(914mm)	24"(610mm)/21"(533mm)	BTIF-3624-LVC	\$1246.22	\$1281.10	\$1345.84	\$1380.72
	42"(1067mm)		BTIF-4224-LVC	1286.02	1320.90	1388.84	1423.72
	48"(1219mm)		BTIF-4824-LVC	1325.82	1360.70	1431.84	1466.72
	60"(1524mm)		BTIF-6024-LVC	1405.42	1440.30	1517.84	1552.72
	72"(1829mm)		BTIF-7224-LVC	1485.02	1519.90	1603.84	1638.72
36"(914mm)	30"(762mm)/27"(686mm)		BTIF-3630-LVC	\$1361.21	\$1396.09	\$1460.83	\$1495.71
	42"(1067mm)		BTIF-4230-LVC	1398.56	1433.44	1501.18	1536.06
	48"(1219mm)		BTIF-4830-LVC	1435.91	1470.79	1541.53	1576.41
	60"(1524mm)		BTIF-6030-LVC	1510.61	1545.49	1622.23	1657.11
	72"(1829mm)		BTIF-7230-LVC	1585.31	1620.19	1702.93	1737.81



BTIF-LVC



Features

- Includes worktop, C-Leg base assembly with adjustable glides and attachment hardware.
- High-pressure laminate with cascade vinyl front edge (solid or translucent) with plastic flat edge on back and sides.
- Wireway centered along back edge of worktop.
- Wireways on worktops are color matched to side/back edge treatment.
- Back edges on all worktops are finished for open plan environment.
- 1"(25mm) glide adjustment range allows worktop heights from 28-1/2"(724mm) - 29-1/2"(749mm).
- Worktops are predrilled for base attachment.
- Shipped unassembled.
- 21"(533mm) and 27"(686mm) refers to depth at center of worktop width.

Specification Tips

- Stretcher provides stability and accommodates modesty screen.
- Does not accept suspended pedestal or AKP.
- Suggested pedestal style is mobile.
- C-Leg base and worktop depth will impact pedestal location and pedestal front may exceed worktop edge. See Specification Guide.
- For use adjacent to 24"(610mm) or 30"(762mm) depth worktop only.

Note: A separately specified worksurface reinforcement channel is available for freestanding worktops and tables wider than 60"(1524mm) and used in heavily loaded applications.

To Order, Specify:

Laminate/Cascade Vinyl Edge

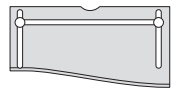
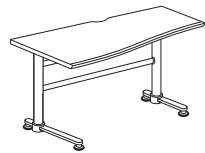
- 1) Product number.
- 2) Laminate color for surface.
- 3) Side/back edge trim color.
- 4) Front edge trim color.
- 5) Leg column and stretcher trim color.
- 6) Feet and glides Metallic trim color.

Note: Cascade translucent vinyl edge is Price Group B.

if Freestanding Worktops

Transition – C-Leg Base

Height	Width	Depth	Number	Laminate Grade A		Laminate Grade B	
				Cascade A	Cascade B	Cascade A	Cascade B
29"(737mm)	36"(914mm)	16"(406mm)/24"(610mm)	BTTF-3612-LVC	\$1299.26	\$1334.48	\$1398.88	\$1434.10
	48"(1219mm)		BTTF-4812-LVC	1365.30	1400.52	1464.92	1500.14
	36"(914mm)	24"(610mm)/16"(406mm)	BTTF-3621-LVC	\$1299.26	\$1334.48	\$1398.88	\$1434.10
	48"(1219mm)		BTTF-4821-LVC	1365.30	1400.52	1464.92	1500.14
	36"(914mm)	16"(406mm)/30"(762mm)	BTTF-3613-LVC	\$1454.45	\$1489.67	\$1554.07	\$1589.29
	48"(1219mm)		BTTF-4813-LVC	1520.49	1555.71	1620.11	1655.33
	36"(914mm)	30"(762mm)/16"(406mm)	BTTF-3631-LVC	\$1454.45	\$1489.67	\$1554.07	\$1589.29
	48"(1219mm)		BTTF-4831-LVC	1520.49	1555.71	1620.11	1655.33
	36"(914mm)	24"(610mm)/30"(762mm)	BTTF-3623-LVC	\$1454.45	\$1489.67	\$1554.07	\$1589.29
	42"(1067mm)		BTTF-4223-LVC	1487.47	1522.69	1587.09	1622.31
	48"(1219mm)		BTTF-4823-LVC	1520.49	1555.71	1620.11	1655.33
	60"(1524mm)		BTTF-6023-LVC	1586.53	1621.75	1686.15	1721.37
	36"(914mm)	30"(762mm)/24"(610mm)	BTTF-3632-LVC	\$1454.45	\$1489.67	\$1554.07	\$1589.29
	42"(1067mm)		BTTF-4232-LVC	1487.47	1522.69	1587.09	1622.31
	48"(1219mm)		BTTF-4832-LVC	1520.49	1555.71	1620.11	1655.33
	60"(1524mm)		BTTF-6032-LVC	1586.53	1621.75	1686.15	1721.37



BTTF-LVC



Features

- Includes worktop, C-Leg base assembly with adjustable glides and attachment hardware.
- High-pressure laminate with cascade vinyl front edge (solid or translucent) and plastic flat edges on back and sides.
- Wireway centered along back edge of worktop.
- Wireways on worktops are color matched to side/back edge treatment.
- Back edges on all worktops are finished for open plan environment.
- 1"(25mm) glide adjustment range allows worktop heights from 28-1/2"(724mm) - 29-1/2"(749mm).
- Worktops are predrilled for base attachment.
- Shipped unassembled.

Specification Tips

- 16"(406mm) deep transitional worktops are for use adjacent to 16"(406mm) deep corners or other 16"(406mm) deep worktops only.
- Stretcher provides stability and accommodates modesty screen.
- Does not accept suspended pedestal or AKP.
- Suggested pedestal style is mobile.
- C-Leg base and worktop depth will impact pedestal location and pedestal front may exceed worktop edge. See Specification Guide.

Note: A separately specified worksurface reinforcement channel is available for freestanding worktops and tables wider than 60"(1524mm) and used in heavily loaded applications.

To Order, Specify:

Laminate/Cascade Vinyl Edge

- 1) Product number*.
- 2) Laminate color for surface.
- 3) Side/back edge trim color.
- 4) Front edge trim color.
- 5) Leg column and stretcher trim color.
- 6) Feet and glides Metallic trim color.

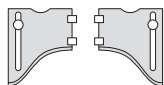
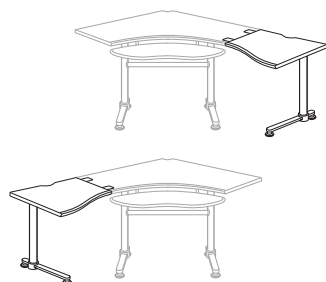
Note: Cascade translucent vinyl edge is Price Group B.

*Left end depth is specified first; right end depth is specified second (when facing front of table).

if Freestanding Worktops

Transition – C-Leg Base – Two Flush Mount Plates

Height	Width	Depth	Number	Laminate Grade A		Laminate Grade B	
				Cascade A	Cascade B	Cascade A	Cascade B
29"(737mm)	24"(610mm)	16"(406mm)/24"(610mm)	BTTF-2412-LVF	\$765.44	\$800.66	\$865.06	\$900.28
		24"(610mm)/16"(406mm)	BTTF-2421-LVF	765.44	800.66	865.06	900.28
	16"(406mm)	30"(762mm)	BTTF-2413-LVF	857.90	893.12	957.52	992.74
		16"(406mm)	BTTF-2431-LVF	857.90	893.12	957.52	992.74



BTTF-LVF



Features

- Includes worktop, C-Leg base with adjustable glides, 2 flush mount plates and mounting hardware.
- High-pressure laminate with cascade vinyl front edge (solid or translucent) and plastic flat edges on back and sides.
- Wireway centered along back edge of worktop.
- Wireways on worktops are color matched to side/back edge treatment.
- Back edges on all worktops are finished for open plan environments.
- 1"(25mm) glide adjustment range allows worktop heights from 28 1/2"(724mm) - 29 1/2"(749mm).
- Worktops are predrilled for C-Leg base.
- Shipped unassembled.

Specification Tips

- 16"(406mm) deep transition worktops are for use adjacent to 16"(406mm) deep corners or other 16"(406mm) deep tables only.
- Transition worktops are specified left/right handed with C-Leg support on deeper end.
- Does not accommodate modesty screen.
- Suggested pedestal style is mobile.
- Does not accept suspended pedestal or AKP.

To Order, Specify:

Laminate/Cascade Vinyl Edge

- 1) Product number*.
- 2) Laminate color for surface.
- 3) Side/back edge trim color.
- 4) Front edge trim color.
- 5) Leg column trim color.
- 6) Feet and glides Metallic trim color.

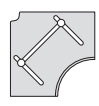
Note: Cascade translucent vinyl edge is Price Group B.

*Left end depth is specified first; right end depth is specified second (when facing front of table).

if Freestanding Worktops

Curved Wrap-Around Corner – C-Leg Base

Height	Width	Depth	Number	Laminate Grade A		Laminate Grade B		Number	Wood Group A	Wood Group B
				Cascade A	Cascade B	Cascade A	Cascade B			
29"(737mm)	36"(914mm)	24"(610mm)	BTCF-3624-LVC	\$1701.65	\$1736.87	\$1837.70	\$1872.92	BTCF-3624-WWC	\$2491.94	\$2676.62
	42"(1067mm)		BTCF-4224-LVC	1772.10	1807.32	1913.78	1949.00	BTCF-4224-WWC	2631.73	2824.79
	48"(1219mm)		BTCF-4824-LVC	1820.53	1855.75	1966.08	2001.30	BTCF-4824-WWC	2881.58	3089.62
	48"(1219mm)	30"(762mm)	BTCF-4830-LVC	\$1898.67	\$1933.89	\$2050.49	\$2085.71	BTCF-4830-WWC	\$3139.14	\$3362.66



BTCF-LVC



BTCF-WWC



Features

- Includes worktop, C-Leg base assembly with adjustable glides and attachment hardware.
- High-pressure laminate with cascade vinyl front edge (solid or translucent) and plastic flat edges on back and sides.
- Wood veneer surface with cascade wood front edge and flat wood edge on back and sides.
- Worktops with high performance edge have wireway on each back edge and notched opening in back corner.
- Worktops with vinyl and wood edges have notched opening in back corner.
- Wireways on worktops are color matched to side/back edge treatment.
- Back edges on all worktops are finished for open plan environments.
- 1"(25mm) glide adjustment range allows worktop heights from 28 1/2"(724mm) - 29 1/2"(749mm).
- Worktops are predrilled for C-Leg base assembly and 17"(432mm) track adjustable keyboard pad.
- Shipped unassembled.

Specification Tips

- 21"(533mm) adjustable keyboard track can be used with modesty and 30"(762mm) deep worktop only.
- Stretcher provides stability and accommodates modesty screen.

To Order, Specify:

Laminate/Cascade Vinyl Edge

- 1) Product number.
- 2) Laminate color for surface.
- 3) Side/back edge trim color.
- 4) Front edge trim color.
- 5) Leg column and stretcher trim color.
- 6) Feet and glides Metallic trim color.

Note: Cascade translucent vinyl edge is Price Group B.

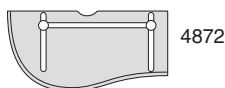
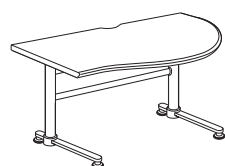
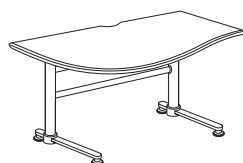
Wood Veneer/Cascade Wood Edge

- 1) Product number.
- 2) Wood finish for surface and edge.
- 3) Leg column and stretcher trim color.
- 4) Feet and glides Metallic trim color.

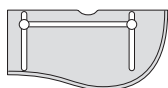
if Freestanding Worktops

Conference End Swell – C-Leg Base

Height	Width	Depth	Number	Laminate Grade A		Laminate Grade B		Number	Wood Group A	Wood Group B
				Cascade A	Cascade B	Cascade A	Cascade B			
29"(737mm)	48"(1219mm)	27"(686mm)/ 24"(610mm)	BTWF-4872-LVC	\$1523.36	\$1558.25	\$1584.43	\$1619.32	BTWF-4872-WWC	\$2290.04	\$2300.95
	48"(1219mm)	24"(610mm)/ 27"(686mm)	BTWF-4827-LVC	1523.36	1558.25	1584.43	1619.32	BTWF-4827-WWC	2290.04	2300.95
	60"(1524mm)	30"(762mm)/ 24"(610mm)	BTWF-6032-LVC	1607.33	1642.22	1668.40	1703.29	BTWF-6032-WWC	2515.78	2526.69
	60"(1524mm)	24"(610mm)/ 30"(762mm)	BTWF-6023-LVC	1607.33	1642.22	1668.40	1703.29	BTWF-6023-WWC	2515.78	2526.69



4872



4827

BTWF-LVC
BTWF-WWC



Features

- Includes worktop, C-Leg base assembly with adjustable glides and mounting hardware.
- High-pressure laminate with cascade vinyl front edge (solid or translucent) and plastic flat edges on back and sides.
- Wood veneer surface with cascade wood front edge and flat wood edge on back and sides.
- Wireways are centered along back side of worktop.
- Wireways on worktops are color matched to side/back edge treatment.
- Back edges on all worktops are finished for open plan environments.
- 1"(25mm) glide adjustment range allows worktop heights from 28 1/2"(724mm) - 29 1/2"(749mm).
- Worktops are predrilled for C-Leg base assembly.
- Shipped unassembled.

Specification Tips

- Stretcher provides stability and accommodates modesty screen.
- Does not accept suspended pedestal or AKP.
- Suggested pedestal style is mobile.
- C-Leg base and worktop depth will impact pedestal location and pedestal front may exceed worktop edge. See Specification Guide.

To Order, Specify:

Laminate/Cascade Vinyl Edge

- 1) Product number*.
- 2) Laminate color for surface.
- 3) Side/back edge trim color.
- 4) Front edge trim color.
- 5) Leg column and stretcher trim color.
- 6) Feet and glides Metallic trim color.

Note: Cascade translucent vinyl edge is Price Group B.

Wood Veneer/Cascade Wood Edge

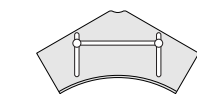
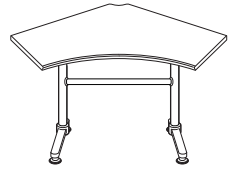
- 1) Product number*.
- 2) Wood finish for surface and edge.
- 3) Leg column and stretcher trim color.
- 4) Feet and glides Metallic trim color.

*Left end depth is specified first; right end depth is specified second (when facing front of table).

if Freestanding Worktops

Curved 120° – C-Leg Base

Height	Width	Number	Laminate Grade A Cascade A	Cascade B	Laminate Grade B Cascade A	Cascade B
24"(610mm) Deep						
29"(737mm)	36"(914mm)	BTKF-3624-LVC	\$1911.09	\$1946.31	\$1972.60	\$2007.82
	42"(1067mm)	BTKF-4224-LVC	1955.12	1990.34	2016.63	2051.85
	48"(1219mm)	BTKF-4824-LVC	1999.15	2034.37	2060.66	2095.88
30"(762mm) Deep						
	48"(1219mm)	BTKF-4830-LVC	\$2083.90	\$2119.12	\$2145.41	\$2180.63



BTKF-LVC

Features

- Includes worktop, C-Leg base assembly with adjustable glides, and attachment hardware.
- High-pressure laminate with cascade vinyl front edge (solid or translucent) and plastic flat edges on back and sides.
- Worktops with vinyl edges have notched opening in back corner.
- Wireways on worktops are color matched to side/back edge treatment.
- Back edges on all worktops are finished for open plan environments.
- 1"(25mm) glide adjustment range allows worktop heights from 28 1/2"(724mm) - 29 1/2"(749mm).
- Worktops are predrilled for C-Leg base assembly and 21"(533mm) track adjustable keyboard pad.
- Shipped unassembled.

Specification Tips

- 21"(533mm) adjustable keyboard track can be used with modesty and 30"(762mm) deep worktop only.
- Stretcher provides stability and accommodates modesty screen.

To Order, Specify:

Laminate/Cascade Vinyl Edge

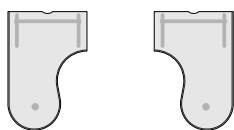
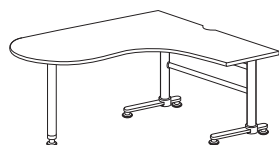
- 1) Product number.
- 2) Laminate color for surface.
- 3) Side/back edge trim color.
- 4) Front edge trim color.
- 5) Leg column and stretcher trim color.
- 6) Feet and glides Metallic trim color.

Note: Cascade translucent vinyl edge is Price Group B.

if Freestanding Worktops

Wrap-Around "Q" – C-Leg Base – Straight Leg

Height	Width	Length	Number	Laminate Grade A		Laminate Grade B	
				Cascade A	Cascade B	Cascade A	Cascade B
24"(610mm) Deep							
29"(737mm)	48"(1219mm)	60"(1524mm)	BTXF-4524-█ LVC	\$2502.84	\$2538.09	\$2564.53	\$2599.78
		72"(1829mm)	BTXF-4624-█ LVC	2574.44	2609.69	2641.85	2677.10
30"(762mm) Deep							
29"(737mm)	48"(1219mm)	60"(1524mm)	BTXF-4530-█ LVC	\$2624.02	\$2659.27	\$2685.71	\$2720.96
		72"(1829mm)	BTXF-4630-█ LVC	2695.62	2730.87	2763.03	2798.28



L
BTXF-LVC

R

Features

- Includes worktop, C-Leg base assembly and straight leg with adjustable glides and attachment hardware.
- High-pressure laminate with cascade vinyl front edge (solid or translucent) and plastic flat edges on back and sides.
- Wireway centered along back edge of worktop.
- Wireways on worktops are color matched to side/back edge treatment.
- Back edges on all worktops are finished for open plan environments.
- 1"(25mm) glide adjustment range allows worktop heights from 28 1/2"(724mm) - 29 1/2"(749mm).
- Worktops are predrilled for C-Leg base assembly and straight leg.
- Shipped unassembled.

Specification Tips

- Front edge on worktops are not designed to work perpendicular to each other.
- Stretcher provides stability and accommodates modesty screen.

To Order, Specify:

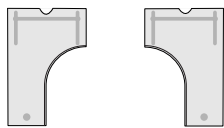
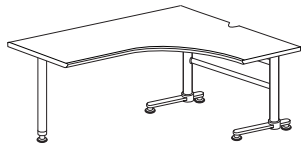
- 1) Product number with orientation suffix.
 - R** Right-hand configuration
 - L** Left-hand configuration
- 2) Laminate color for surface.
- 3) Side/back edge trim color.
- 4) Front edge trim color.
- 5) Leg column, stretcher, and straight leg trim color.
- 6) Feet and glides Metallic trim color.

Note: Cascade translucent vinyl edge is Price Group B.

if Freestanding Worktops

Curved Wrap-Around Extended – C-Leg Base – Straight Leg

Height	Width	Length	Number	Laminate Grade A		Laminate Grade B	
				Cascade A	Cascade B	Cascade A	Cascade B
24" (610mm) Deep							
29" (737mm)	36" (914mm)	48" (1219mm)	BTBF-3424- LVC	\$2147.90	\$2182.05	\$2209.59	\$2243.74
	48" (1219mm)	60" (1524mm)	BTBF-4524- LVC	2390.22	2424.37	2451.91	2486.06
		72" (1829mm)	BTBF-4624- LVC	2456.30	2490.45	2517.99	2552.14
30" (762mm) Deep							
29" (737mm)	48" (1219mm)	60" (1524mm)	BTBF-4530- LVC	\$2610.51	\$2644.66	\$2672.20	\$2706.35
		72" (1829mm)	BTBF-4630- LVC	2676.59	2710.74	2738.28	2772.43



L
BTBF-LVC

R

Features

- Includes worktop, C-Leg base assembly and straight leg with adjustable glides and attachment hardware.
- High-pressure laminate with cascade vinyl front edge (solid or translucent) and plastic flat edges on back and sides.
- Wireway centered along back edge of worktop.
- Wireways on worktops are color matched to side/back edge treatment.
- Back edges on all worktops are finished for open plan environments.
- 1" (25mm) glide adjustment range allows worktop heights from 28 1/2" (724mm) - 29 1/2" (749mm).
- Shipped unassembled.

Specification Tips

- Front edge on worktops are not designed to work perpendicular to each other.
- Stretcher provides stability and accommodates modesty screen.

To Order, Specify:

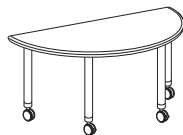
- 1) Product number with orientation suffix.
 - R** Right-hand configuration
 - L** Left-hand configuration
- 2) Laminate color for surface.
- 3) Side/back edge trim color.
- 4) Front edge trim color.
- 5) Leg column, stretcher, and straight leg trim color.
- 6) Feet and glides Metallic trim color.

Note: Cascade translucent vinyl edge is Price Group B.

if Freestanding Worktops

Conference End — with Casters or Glides – Four Straight Legs – *Freestanding Application*

Height	Width	Number	Laminate Grade A		Laminate Grade B		Number	Wood Group A	Wood Group B
			Cascade A	Cascade B	Cascade A	Cascade B			
24 1/2"(622mm) Deep									
29"(737mm)	49"(1245mm)	BTFF-4925-LV4M	\$1665.96	\$1701.18	\$1785.94	\$1821.16	BTFF-4925-WW4M	\$2424.33	\$2504.67
	61"(1549mm)	BTFF-6125-LV4M	1777.80	1813.02	1906.66	1941.88	BTFF-6125-WW4M	2562.45	2651.19



BTFF-LV4M
BTFF-WW4M

Features

- Includes worktop, four single legs with casters (2 locking) and attachment hardware.
- High-pressure laminate with cascade vinyl front edge (solid or translucent) and plastic flat edges on back.
- Wood veneer surface with cascade wood front edge and flat wood edge on back.
- Standard without wireway.
- Back edges on all worktops are finished for open plan environment.
- Shipped unassembled.

■ Available on RUSH.

Specification Tips

- For use with freestanding worktops.
- Can help create a shared workspace off of two ends-of-runs or nested against wall.
- Additional 1"(25mm) width accommodates desk mounted or freestanding screens.
- Does not accept suspended pedestal or AKP.
- Casters provide no height adjustment.
- Matching worktop heights at end-of-run application may not be possible with uneven floors.
- Refer to Specification Guide for seating locations.

To Order, Specify:

Laminate/Cascade Vinyl Edge


- 1) Product number.
- 2) Laminate color for surface.
- 3) Back edge trim color.
- 4) Front edge trim color.
- 5) Leg column trim color.
- 6) Casters Metallic trim color.

Note: Cascade translucent vinyl edge is Price Group B.

Wood Veneer/Cascade Wood Edge

- 1) Product number.
- 2) Wood finish for surface and edge.
- 3) Leg column trim color.
- 4) Casters Metallic trim color.

24 1/2"(622mm) Deep									
29"(737mm)	49"(1245mm)	BTFF-4925-LV4G	\$1503.06	\$1538.28	\$1623.04	\$1658.26	BTFF-4925-WW4G	\$2261.43	\$2341.77
	61"(1549mm)	BTFF-6125-LV4G	1614.90	1650.12	1743.76	1778.98	BTFF-6125-WW4G	2399.55	2488.29



BTFF-LV4G
BTFF-WW4G

Features

- Includes worktop, four single legs with adjustable glides and attachment hardware.
- High-pressure laminate with cascade vinyl front edge (solid or translucent) and plastic flat edges on back and sides.
- Wood veneer surface with cascade wood front edge and flat wood edge on back.
- Back edges on all worktops are finished for open plan environment.
- 1"(25mm) glide adjustment range allows worktop heights from 28 1/2"(724mm) - 29 1/2"(749mm).
- Shipped unassembled.

■ Available on RUSH.

Specification Tips

- For use with freestanding worktops.
- Can help create a shared worktop using two adjacent worktops.
- Additional 1"(25mm) width accommodates desk mounted or freestanding screens.
- Does not accept suspended pedestal or AKP.
- Refer to Specification Guide for seating locations.

Note: A separately specified worksurface reinforcement channel is available for freestanding worktops and tables wider than 60"(1524mm) and used in heavily loaded applications.

To Order, Specify:

Laminate/Cascade Vinyl Edge

- 1) Product number.
- 2) Laminate color for surface.
- 3) Back edge trim color.
- 4) Front edge trim color.
- 5) Leg column trim color.
- 6) Glides Metallic trim color.

Note: Cascade translucent vinyl edge available on front edge only (Price Group B).

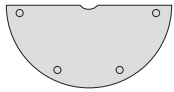
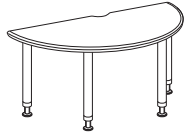
Wood Veneer/Cascade Wood Edge

- 1) Product number.
- 2) Wood finish for surface and edge.
- 3) Leg column trim color.
- 4) Glides Metallic trim color.

if Freestanding Worktops

Conference End — with Glides – Four Straight Legs – *For use with UniGroup Too*

Height	Width	Number	Laminate Grade A		Laminate Grade B		Number	Wood Group A	Wood Group B
			Cascade A	Cascade B	Cascade A	Cascade B			
25"(635mm) Deep									
29"(737mm)	50"(1270mm)	BTFF-5025-LV4G	\$1512.38	\$1547.60	\$1633.10	\$1668.32	BTFF-5025-WW4G	\$2272.94	\$2353.98
	62"(1575mm)	BTFF-6225-LV4G	1624.22	1659.44	1753.82	1789.04	BTFF-6225-WW4G	2411.06	2500.50



BTFF-LV4G
BTFF-WW4G

Features

- Includes worktop, four single legs with adjustable glides and attachment hardware.
- For use with UniGroup Too or can be used independently.
- Standard with cutout for end-of-run trim.
- High-pressure laminate with cascade vinyl front edge (solid or translucent) and plastic flat edges on back and sides.
- Wood veneer surface with cascade wood front edge and flat wood edge on back.
- Back edges on all worktops are finished for open plan environment.
- 1"(25mm) glide adjustment range allows worktop heights from 28 1/2"(724mm) - 29 1/2"(749mm).
- Shipped unassembled.

Specification Tips

- Can help create a shared worktop using two adjacent worktops.
- Additional 2"(51mm) width accommodates panel thickness.
- Does not accept suspended pedestal or AKP.
- Matching worktop heights at end-of-run application may not be possible with uneven floors.
- Refer to Specification Guide for seating locations.

To Order, Specify:

Laminate/Cascade Vinyl Edge

- 1) Product number.
- 2) Laminate color for surface.
- 3) Back edge trim color.
- 4) Front edge trim color.
- 5) Leg column trim color.
- 6) Glides Metallic trim color.

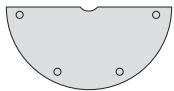
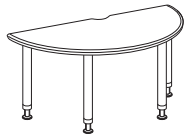
Note: Cascade translucent vinyl edge is Price Group B.

Wood Veneer/Cascade Wood Edge

- 1) Product number.
- 2) Wood finish for surface and edge.
- 3) Leg column trim color.
- 4) Glides Metallic trim color.

Note: A separately specified worksurface reinforcement channel is available for freestanding worktops and tables wider than 60"(1524mm) and used in heavily loaded applications.

25 1/2"(648mm) Deep									
29"(737mm)	51"(1295mm)	BTFF-5126-LV4G	\$1521.70	\$1556.92	\$1643.16	\$1678.38	BTFF-5126-WW4G	\$2284.45	\$2366.19
	63"(1600mm)	BTFF-6326-LV4G	1633.54	1668.76	1763.88	1799.10	BTFF-6326-WW4G	2422.57	2512.71



BTFF-LV4G
BTFF-WW4G

Features

- Includes worktop, four single legs with adjustable glides and attachment hardware.
- For use with PREMISE/Compose or can be used independently.
- Standard with cutout for end-of-run trim.
- High-pressure laminate with cascade vinyl front edge (solid or translucent) and plastic flat edges on back and sides.
- Wood veneer surface with cascade wood front edge and flat wood edge on back.
- Back edges on all worktops are finished for open plan environment.
- 1"(25mm) glide adjustment range allows worktop heights from 28 1/2"(724mm) - 29 1/2"(749mm).
- Shipped unassembled.

Specification Tips

- Can help create a shared worktop using two adjacent worktops.
- Additional 3"(76mm) width accommodates panel thickness.
- Does not accept suspended pedestal or AKP.
- Matching worktop heights at end-of-run application may not be possible with uneven floors.
- Refer to Specification Guide for seating locations.

To Order, Specify:

Laminate/Cascade Vinyl Edge

- 1) Product number.
- 2) Laminate color for surface.
- 3) Back edge trim color.
- 4) Front edge trim color.
- 5) Leg column trim color.
- 6) Glides Metallic trim color.

Note: Cascade translucent vinyl edge is Price Group B.

Wood Veneer/Cascade Wood Edge

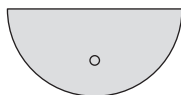
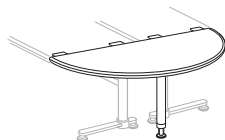
- 1) Product number.
- 2) Wood finish for surface and edge.
- 3) Leg column trim color.
- 4) Glides Metallic trim color.

Note: A separately specified worksurface reinforcement channel is available for freestanding worktops and tables wider than 60"(1524mm) and used in heavily loaded applications.

if Freestanding Worktops

Conference End – with Glides – Straight Leg – For use with Fixed Height Worktops

Height	Width	Number	Laminate Grade A		Laminate Grade B	
			Cascade A	Cascade B	Cascade A	Cascade B
24 1/2"(622mm) Deep						
29"(737mm)	49"(1245mm)	BWF-49-LV	\$850.35	\$885.57	\$ 918.59	\$ 953.81
	61"(1549mm)	BWF-61-LV	936.27	971.49	1011.23	1046.45



BWF-LV
BWF-WW

Features

- Includes worktop, support leg with adjustable glide and four flat mounting brackets.
- High-pressure laminate with cascade vinyl front edge (solid or translucent) and plastic flat edges on back and sides.
- 1"(25mm) glide adjustment range allows worktop heights from 28 1/2"(724mm) - 29 1/2"(749mm).
- Standard without wireway.
- Shipped unassembled.

Specification Tips

- Must be attached to two adjoining freestanding fixed height worksurfaces.
- Additional 1"(25mm) width accommodates desk mounted or freestanding screens.
- Does not accept suspended pedestal or AKP.

To Order, Specify:

Laminate/Cascade Vinyl Edge

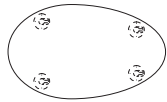
- 1) Product number.
- 2) Laminate color for surface.
- 3) Back edge trim color.
- 4) Front edge trim color.
- 5) Leg column trim color.
- 6) Glides Metallic trim color.

Note: Cascade translucent vinyl edge is Price Group B.

if Egg Tables

Height	Width	Depth	Number	Laminate Grade A Cascade A	Laminate Grade A Cascade B	Laminate Grade B Cascade A	Laminate Grade B Cascade B
29"(737mm)	60"(1524mm)	36"(914mm)	BTGF-6036-LV4M 	\$1456.78	\$1491.31	\$1456.78	\$1491.31

Four Straight Legs with Casters



BTGF-6036-LV4M

Features

- Includes top, legs with four casters (2 locking) and mounting hardware.
- High-pressure laminate with cascade vinyl edge (solid or translucent).
- Casters provide no height adjustment, overall worktop height equals 29"(737mm).
- Shipped unassembled.
- ◆ Available on RUSH.

Specification Tip

- Does not accept AKP or suspended pedestal.

To Order, Specify:

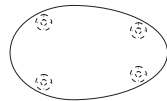
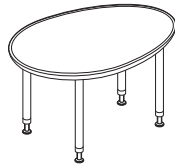
Laminate/Cascade Vinyl Edge

- 1) Product number.
- 2) Laminate color for surface.
- 3) Edge trim color.
- 4) Leg column trim color.
- 5) Casters Metallic trim color.

Note: Cascade translucent vinyl edge is Price Group B.

29"(737mm)	60"(1524mm)	36"(914mm)	BTGF-6036-LV4G 	\$1456.78	\$1491.31	\$1456.78	\$1491.31
------------	-------------	------------	--	-----------	-----------	-----------	-----------

Four Straight Legs with Glides



BTGF-6036-LV4G

Features

- Includes top, legs with adjustable glides, and mounting hardware.
- High-pressure laminate with cascade vinyl edge (solid or translucent).
- 1"(25mm) glide adjustment range allows worktop heights from 28 1/2"(724mm) - 29 1/2"(749mm).
- Shipped unassembled.
- ◆ Available on RUSH.

Specification Tip

- Does not accept AKP or suspended pedestal.

To Order, Specify:

Laminate/Cascade Vinyl Edge

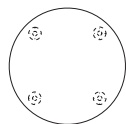
- 1) Product number.
- 2) Laminate color for surface.
- 3) Edge trim color.
- 4) Leg column trim color.
- 5) Glides Metallic trim color.

Note: Cascade translucent vinyl edge is Price Group B.

if Round Tables

Four Straight Legs with Glides

Height	Width	Number	Laminate Grade A		Laminate Grade B	
			Cascade A	Cascade B	Cascade A	Cascade B
29"(737mm)	48"(1219mm)	BTJF-48-LV4G	\$1261.20	\$1296.42	\$1322.84	\$1358.06
	54"(1372mm)	BTJF-54-LV4G	1325.04	1364.67	1394.38	1434.01
	60"(1524mm)	BTJF-60-LV4G	1388.88	1432.92	1465.92	1509.96



BTJF-LV4G
BTJF-WV4G

Features

- Includes top, legs with adjustable glides and mounting hardware.
- High-pressure laminate with cascade vinyl edge (solid or translucent).
- 1"(25mm) glide adjustment range allows worktop heights from 28 1/2"(724mm) - 29 1/2"(749mm).
- Shipped unassembled.
- ◆ Available on RUSH.

Specification Tip

- Does not accept AKP or suspended pedestal.

To Order, Specify:

Laminate/Cascade Vinyl Edge

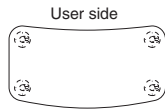
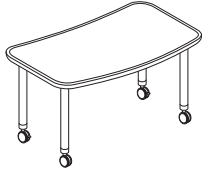
- 1) Product number.
- 2) Laminate color for surface.
- 3) Edge trim color.
- 4) Leg column trim color.
- 5) Glides Metallic trim color.

Note: Cascade translucent vinyl edge is Price Group B.

if Bend Top Tables

Height	Width	Depth	Number	Laminate Grade A		Laminate Grade B	
				Cascade A	Cascade B	Cascade A	Cascade B
29"(737mm)	48"(1219mm)	33"(838mm)	BTDF-4833-LV4M	\$1333.91	\$1369.13	\$1395.55	\$1430.77
	60"(1524mm)		BTDF-6033-LV4M	1465.99	1501.21	1527.63	1562.85

Four Straight Legs with Casters



BTDF-LV4M

Features

- Includes top, legs with casters (2 locking) and mounting hardware.
- High-pressure laminate with cascade vinyl edge.
- Casters provide no height adjustment; overall worktop height equals 29"(737mm).
- Shipped unassembled.

Specification Tips

- Does not accept AKP or suspended pedestal.
- 60"(1524mm) wide bend top will accept a 21"(533mm) AKP.

To Order, Specify:

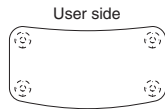
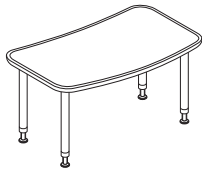
Laminate/Cascade Vinyl Edge

- 1) Product number.
- 2) Laminate color for surface.
- 3) Edge trim color.
- 4) Leg column trim color.
- 5) Casters Metallic trim color.

Note: Cascade translucent vinyl edge is Price Group B.

29"(737mm)	48"(1219mm)	33"(838mm)	BTDF-4833-LV4G	\$1333.91	\$1369.13	\$1395.55	\$1430.77
	60"(1524mm)		BTDF-6033-LV4G	1465.99	1501.21	1527.63	1562.85

Four Straight Legs with Glides



BTDF-LV4G

Features

- Includes top, legs with adjustable glides and mounting hardware.
- High-pressure laminate with cascade vinyl edge.
- 1"(25mm) glide adjustment range allows worktop heights from 28 1/2"(724mm) - 29 1/2"(749mm).
- Shipped unassembled.

Specification Tips

- Does not accept AKP or suspended pedestal.
- 60"(1524mm) wide bend top will accept a 21"(533mm) AKP.

To Order, Specify:

Laminate/Cascade Vinyl Edge

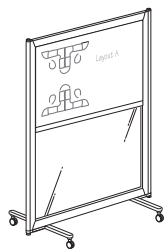
- 1) Product number.
- 2) Laminate color for surface.
- 3) Edge trim color.
- 4) Leg column trim color.
- 5) Glides Metallic trim color.

Note: Cascade translucent vinyl edge is Price Group B.

Note: A separately specified worksurface reinforcement channel is available for freestanding worktops and tables wider than 60"(1524mm) and used in heavily loaded applications.

if Freestanding Mobile Screens

	Height	Width	Number	Trim A	B
Markerboard / Frosted Insert	47"(1194mm)	36"(914mm)	BBF-4736-MC	\$1160.70	\$1177.44
		48"(1219mm)	BBF-4748-MC	1337.57	1354.85
	52"(1321mm)	36"(914mm)	BBF-5236-MC	\$1198.75	\$1216.84
		48"(1219mm)	BBF-5248-MC	1375.62	1394.25
	63"(1600mm)	36"(914mm)	BBF-6336-MC	\$1282.46	\$1303.52
		48"(1219mm)	BBF-6348-MC	1459.33	1480.93




BBF-MC

To Order, Specify:

- 1) Product number.
- 2) Trim color for frame.
- 3) Metallic trim color for feet and casters.

Markerboard / Perforated Metal Insert



BBF-MB

Height	Width	Number	Trims A/A	A/B	B/B	B/A
47"(1194mm)	36"(914mm)	BBF-4736-MB	\$1280.28	\$1292.16	\$1297.02	\$1308.90
	48"(1219mm)	BBF-4748-MB	1457.15	1469.03	1474.43	1486.31
52"(1321mm)	36"(914mm)	BBF-5236-MB	\$1318.33	\$1330.21	\$1336.42	\$1348.30
	48"(1219mm)	BBF-5248-MB	1495.20	1507.08	1513.83	1525.71
63"(1600mm)	36"(914mm)	BBF-6336-MB	\$1402.04	\$1413.92	\$1423.10	\$1434.98
	48"(1219mm)	BBF-6348-MB	1578.91	1590.79	1600.51	1612.39

Features

- Includes screen, two O-rings, two T-Leg bases with 2 non-locking casters and 2 locking casters.
- Mobile freestanding screen has two-sided markerboard on top with fabric or frosted or perforated metal insert on the bottom.
- Includes single marker/eraser that can be mounted to the screen.
- O-ring accommodates joining of same height screens.
- T-Legs are Metallic trim color.
- Magnets can be used with perforated metal inserts.
- Perforated metal insert screen has no acoustical or tackable value.
- Screens are non-load bearing.
- 19"(438mm) T-Leg centered on 1 1/8"(29mm) thick frame.
- Frosted insert is identical to frosted and textured acrylic material used in desktop screens.
- T-Legs shipped unassembled.

To Order, Specify:

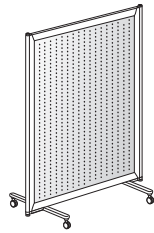
- 1) Product number.
- 2) Trim color for frame.
- 3) Trim color for perforated metal insert.
- 4) Metallic trim color for feet and casters.

Specification Tips

- No limit to number of same height screens ganged together.
- Fabric screen insert available in warm and cool neutral only.
- Screens cannot be folded together.
- See Specification Guide for additional information.

if Freestanding Mobile Screens

	Height	Width	Number	Trims A/A	A/B	B/B	B/A
Perforated Metal Insert	47"(1194mm)	36"(914mm)	BBF-4736-PB	\$1015.53	\$1027.41	\$1032.27	\$1044.15
		48"(1219mm)	BBF-4748-PB	1192.40	1204.28	1209.68	1221.56
	52"(1321mm)	36"(914mm)	BBF-5236-PB	\$1053.58	\$1065.46	\$1071.67	\$1083.55
		48"(1219mm)	BBF-5248-PB	1230.45	1242.33	1249.08	1260.96
	63"(1600mm)	36"(914mm)	BBF-6336-PB	\$1137.29	\$1149.17	\$1158.35	\$1170.23
		48"(1219mm)	BBF-6348-PB	1314.16	1326.04	1335.76	1347.64



BBF-PB

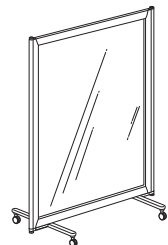
Feature

- Includes screen, two O-rings, two T-Leg bases with two non-locking casters and two locking casters.

To Order, Specify:

- 1) Product number.
- 2) Trim color for frame.
- 3) Trim color for perforated metal insert.
- 4) Metallic trim color for feet and casters.

Frosted Insert



BBF-AC

	Height	Width	Number	Trim A	B
	47"(1194mm)	36"(914mm)	BBF-4736-AC	\$ 895.95	\$ 912.69
		48"(1219mm)	BBF-4748-AC	1072.82	1090.10
	52"(1321mm)	36"(914mm)	BBF-5236-AC	\$ 934.00	\$ 952.09
		48"(1219mm)	BBF-5248-AC	1110.87	1129.50
	63"(1600mm)	36"(914mm)	BBF-6336-AC	\$1017.71	\$1038.77
		48"(1219mm)	BBF-6348-AC	1194.58	1216.18

Feature

- Includes screen, two O-rings, two T-Leg bases with two non-locking casters and two locking casters.

To Order, Specify:

- 1) Product number.
- 2) Trim color for frame.
- 3) Metallic trim color for feet and casters.

Common Features

- O-ring accommodates joining of same height screens.
- T-Legs are Metallic trim color.
- Fabric and Metallic perforated metal screens have no acoustical or tackable value.
- Screens are non-load bearing.
- Magnets can be used with perforated metal insert.
- Frosted insert is identical to frosted and textured acrylic material used in desktop screens.
- T-Leg shipped unassembled.

Specification Tips

- No limit to number of same height screens ganged together.
- 19"(483mm) T-Leg centered on 1 1/8"(29mm) thick frame.
- To fold ganged screens, refer to Specification Guide.

if Desktop Screens

Fabric Tackable
Desktop Screen

BBD-T

Height	Width	Supports	Number	Fabric Grade		
				A	B	C
12"(305mm)	24"(610mm)	2	BBD-1224-T	\$400.64	\$410.90	\$414.14
	30"(762mm)	2	BBD-1230-T	434.12	444.38	447.62
	36"(914mm)	2	BBD-1236-T	467.60	477.86	481.10
	42"(1067mm)	2	BBD-1242-T	501.08	511.34	514.58
	48"(1219mm)	2	BBD-1248-T	534.56	544.82	548.06
	60"(1524mm)	2	BBD-1260-T	601.52	611.78	615.02
	72"(1829mm)	2	BBD-1272-T	668.48	678.74	N/A
18"(457mm)	24"(610mm)	2	BBD-1824-T	\$461.12	\$471.38	\$474.62
	30"(762mm)	2	BBD-1830-T	494.60	504.86	508.10
	36"(914mm)	2	BBD-1836-T	528.08	538.34	541.58
	42"(1067mm)	2	BBD-1842-T	561.56	571.82	575.06
	48"(1219mm)	2	BBD-1848-T	595.04	605.30	608.54
	60"(1524mm)	2	BBD-1860-T	662.00	672.26	675.50
	72"(1829mm)	2	BBD-1872-T	728.96	739.22	N/A

Features

- Includes screen and supports.
- Mounts on back edge of 1 1/4"(32mm) thick worktop.
- Trim and 2 1/4"(57mm) bottom reveal standard in smoke finish.
- Supports are Metallic trim color.
- Shipped unassembled.

To Order, Specify:

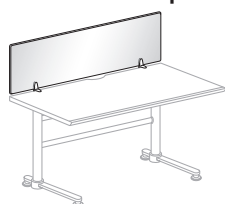
- 1) Product number.
- 2) Fabric color.
- 3) Metallic trim color for supports.

Specification Tips

- 1"(25mm) vertical gap between screen and worktop.
- Screen is 1"(25mm) thick.
- Screens can mount off-modular.
- Same fabric and color on both sides.
- Desktop screens are non-load bearing.

Note: 72"(1829mm) screens available in non-directional fabric only.

Frosted Desktop Screen



BBD-G

Height	Width	Supports	Number	Price
12"(305mm)	24"(610mm)	2	BBD-1224-G	\$330.44
	30"(762mm)	2	BBD-1230-G	363.92
	36"(914mm)	2	BBD-1236-G	397.40
	42"(1067mm)	2	BBD-1242-G	430.88
	48"(1219mm)	2	BBD-1248-G	464.36
	60"(1524mm)	2	BBD-1260-G	531.32
	72"(1829mm)	3	BBD-1272-G	598.28
18"(457mm)	24"(610mm)	2	BBD-1824-G	\$366.08
	30"(762mm)	2	BBD-1830-G	399.56
	36"(914mm)	2	BBD-1836-G	433.04
	42"(1067mm)	2	BBD-1842-G	466.52
	48"(1219mm)	2	BBD-1848-G	500.00
	60"(1524mm)	2	BBD-1860-G	566.96
	72"(1829mm)	3	BBD-1872-G	633.92

Features

- Includes screen and supports.
- Mounts on back edge of 1 1/4"(32mm) thick worktop.
- Supports are Metallic trim color.
- Shipped unassembled.

To Order, Specify:

- 1) Product number.
- 2) Metallic trim color for supports.

Specification Tips

- Screens can mount off-modular.
- 1"(25mm) vertical gap between screen and worktop.
- Frosted and textured acrylic screen is 1/4"(5mm) thick.
- Desktop screens are non-load bearing.

if Modesty Screen

	Height	Width	Number	Price
C-Leg Base Modesty Screen	14 1/2"(368mm)	22 1/2"(572mm)	BBM-27	\$201.57
		24"(610mm)	BBM-28	203.15
		30"(762mm)	BBM-34	209.47
		36"(914mm)	BBM-40	215.79
		48"(1219mm)	BBM-52	228.43
		60"(1524mm)	BBM-64	241.07



BBM

Features

- Frosted, textured acrylic screen. Snaps on C-Leg base assembly cross-leg stretcher.
- Snaps on and off; no tools needed.
- Snaps to user side of C-Leg base.
- Aesthetically compatible with frosted desktop screen.

To Order, Specify:

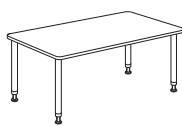
- 1) Product number.
(No finish specification required.)

Modesty Screen/Table Width Matrix			
Modesty Screen	For Conference End Swell	For Rectangular, Swell, and Transition F/S Worktops	For Split Curved Wrap-Around Corner Worktops
BBM-27			36"(914mm) to 42"(1067mm) wide
BBM-28		36"(914mm) wide	
BBM-34	48"(1219mm) wide	42"(1067mm) wide	48"(1219mm)
BBM-40	60"(1524mm) wide	48"(1219mm) wide	
BBM-52		60"(1524mm) wide	
BBM-64		72"(1829mm) wide	

if Collaborative Tables

Rectangular – Straight Leg Table with Glides

Height	Width	Depth	Collaborative Vinyl Number	Laminate A	B	Number	Wood Group A	Wood Group B
No Power								
29"(737mm)	60"(1524mm)	24"(610mm)	BCRF-6024-LV4GN	\$1903.07	\$2032.87	BCRF-6024-WB4GN	\$2955.32	\$3151.03
	60"(1524mm)	30"(762mm)	BCRF-6030-LV4GN	2075.87	2219.50	BCRF-6030-WB4GN	3244.80	3457.88
	72"(1829mm)	36"(914mm)	BCRF-7236-LV6GN	2265.19	2423.95	BCRF-7236-WB6GN	3555.18	3786.89
	84"(2134mm)	42"(1067mm)	BCRF-8442-LV6GN	2468.83	2643.88	BCRF-8442-WB6GN	3890.92	4142.74
	96"(2438mm)	48"(1219mm)	BCRF-9648-LV6GN	2693.33	2886.37	BCRF-9648-WB6GN	4260.72	4534.73
	108"(2743mm)	48"(1219mm)	BCRF-1048-LV6GN	2933.23	3145.55	BCRF-1048-WB6GN	4660.28	4958.43
One Flip Top Unit — Powered — Single Sided — 3.3								
29"(737mm)	60"(1524mm)	24"(610mm)	BCRF-6024-LV4GA	\$2620.71	\$2750.51	BCRF-6024-WB4GA	\$3672.96	\$3868.67
	60"(1524mm)	30"(762mm)	BCRF-6030-LV4GA	2793.51	2937.14	BCRF-6030-WB4GA	3962.44	4175.52
	72"(1829mm)	36"(914mm)	BCRF-7236-LV6GA	2982.83	3141.59	BCRF-7236-WB6GA	4272.82	4504.53
	84"(2134mm)	42"(1067mm)	BCRF-8442-LV6GA	3186.47	3361.52	BCRF-8442-WB6GA	4608.56	4860.38
	96"(2438mm)	48"(1219mm)	BCRF-9648-LV6GA	3410.97	3604.01	BCRF-9648-WB6GA	4978.36	5252.37
	108"(2743mm)	48"(1219mm)	BCRF-1048-LV6GA	3650.87	3863.19	BCRF-1048-WB6GA	5377.92	5676.07
Two Flip Top Units — Powered — Single Sided — 3.3								
29"(737mm)	84"(2134mm)	42"(1067mm)	BCRF-8442-LV6GB	\$3897.52	\$4072.57	BCRF-8442-WB6GB	\$5319.61	\$5571.43
	96"(2438mm)	48"(1219mm)	BCRF-9648-LV6GB	4122.02	4315.06	BCRF-9648-WB6GB	5689.41	5963.42
	108"(2743mm)	48"(1219mm)	BCRF-1048-LV6GB	4361.92	4574.24	BCRF-1048-WB6GB	6088.97	6387.12
One Flip Top Unit — Powered — Double Sided — 3.3								
29"(737mm)	60"(1524mm)	24"(610mm)	BCRF-6024-LV4GC	\$2923.40	\$3053.20	BCRF-6024-WB4GC	\$3975.65	\$4171.36
	60"(1524mm)	30"(762mm)	BCRF-6030-LV4GC	3096.20	3239.83	BCRF-6030-WB4GC	4265.13	4478.21
	72"(1829mm)	36"(914mm)	BCRF-7236-LV6GC	3285.52	3444.28	BCRF-7236-WB6GC	4575.51	4807.22
	84"(2134mm)	42"(1067mm)	BCRF-8442-LV6GC	3489.16	3664.21	BCRF-8442-WB6GC	4911.25	5163.07
	96"(2438mm)	48"(1219mm)	BCRF-9648-LV6GC	3713.66	3906.70	BCRF-9648-WB6GC	5281.05	5555.06
	108"(2743mm)	48"(1219mm)	BCRF-1048-LV6GC	3953.56	4165.88	BCRF-1048-WB6GC	5680.61	5978.76
Two Flip Top Units — Powered — Double Sided — 3.3								
29"(737mm)	84"(2134mm)	42"(1057mm)	BCRF-8442-LV6GD	\$4664.69	\$4839.74	BCRF-8442-WB6GD	\$6086.78	\$6338.60
	96"(2438mm)	48"(1219mm)	BCRF-9648-LV6GD	4889.19	5082.23	BCRF-9648-WB6GD	6456.58	6730.59
	108"(2743mm)	48"(1219mm)	BCRF-1048-LV6GD	5129.09	5341.41	BCRF-1048-WB6GD	6856.14	7154.29



(No Power)
BCRF-LV4GN
BCRF-WB4GN



(Single Sided Power)
BCRF-LV4GA
BCRF-WB4GA
BCRF-LV4GB
BCRF-WB4GB



(Double Sided Power)
BCRF-LV6GC
BCRF-WB6GC
BCRF-LV6GD
BCRF-WB6GD

Features

- Single sided flip top unit(s) include 3 power and 3 data outlets (3.3) and 12 ft. cord.
 - Double sided flip top unit(s) include 3 power and 3 data outlets (3.3) each side and 12-ft. cord.
 - Flip top unit standard in anodized finish.
 - Includes table top, straight legs with adjustable glides and attachment hardware.
 - 60"(1524mm) tables have four legs; 72"(1829mm) and above have six legs.
 - Laminate table with Collaborative vinyl edge.
 - Wood veneer table with wood edge and small protective plastic bumper. Bumper is black.
 - Flip top unit(s) on 36"(914mm) deep or greater tables are centered or centered left/right.
 - 1"(25mm) glide adjustment range allows worktop heights from 28 1/2"(724mm) - 29 1/2"(749mm).
 - Shipped unassembled.
- Available on RUSH.

Specification Tips

- Table ends accept separately specified ganging kit.
- Refer to Flip Top Unit for additional information.

To Order, Specify:

Laminate/Collaborative Vinyl Edge

- 1) Product number.
- 2) Laminate color for surface.
- 3) Edge trim color.
- 4) Leg column trim color.
- 5) Glides Metallic trim color.

Wood/Cascade Wood Edge

- 1) Product number.
- 2) Wood finish for surface and edge.
- 3) Leg column trim color.
- 4) Glides Metallic trim color.

if Collaborative Tables

Rectangular – Straight Leg Table with Casters

Height	Width	Depth	Collaborative Vinyl Number	Laminate A	B	Number	Wood Group A	Wood Group B
No Power								
29"(737mm)	60"(1524mm)	24"(610mm)	BCRF-6024-LV4MN	\$2065.97	\$2195.77	BCRF-6024-WB4MN	\$3118.22	\$3313.93
	60"(1524mm)	30"(762mm)	BCRF-6030-LV4MN	2238.77	2382.40	BCRF-6030-WB4MN	3407.70	3620.78
	72"(1829mm)	36"(914mm)	BCRF-7236-LV6MN	2428.09	2586.85	BCRF-7236-WB6MN	3718.08	3949.79
	84"(2134mm)	42"(1067mm)	BCRF-8442-LV6MN	2631.73	2806.78	BCRF-8442-WB6MN	4053.82	4305.64
	96"(2438mm)	48"(1219mm)	BCRF-9648-LV6MN	2856.23	3049.27	BCRF-9648-WB6MN	4423.62	4697.63
	108"(2743mm)	48"(1219mm)	BCRF-1048-LV6MN	3096.13	3308.45	BCRF-1048-WB6MN	4823.18	5121.33
One Flip Top Unit — Powered — Single Sided — 3.3								
29"(737mm)	60"(1524mm)	24"(610mm)	BCRF-6024-LV4MA	\$2783.61	\$2913.41	BCRF-6024-WB4MA	\$3835.86	\$4031.57
	60"(1524mm)	30"(762mm)	BCRF-6030-LV4MA	2956.41	3100.04	BCRF-6030-WB4MA	4125.34	4338.42
	72"(1829mm)	36"(914mm)	BCRF-7236-LV6MA	3145.73	3304.49	BCRF-7236-WB6MA	4435.72	4667.43
	84"(2134mm)	42"(1067mm)	BCRF-8442-LV6MA	3349.37	3524.42	BCRF-8442-WB6MA	4771.46	5023.28
	96"(2438mm)	48"(1219mm)	BCRF-9648-LV6MA	3573.87	3766.91	BCRF-9648-WB6MA	5141.26	5415.27
	108"(2743mm)	48"(1219mm)	BCRF-1048-LV6MA	3813.77	4026.09	BCRF-1048-WB6MA	5540.82	5838.97
Two Flip Top Units — Powered — Single Sided — 3.3								
29"(737mm)	84"(2134mm)	42"(1067mm)	BCRF-8442-LV6MB	\$4060.42	\$4235.47	BCRF-8442-WB6MB	\$5482.51	\$5734.33
	96"(2438mm)	48"(1219mm)	BCRF-9648-LV6MB	4284.92	4477.96	BCRF-9648-WB6MB	5852.31	6126.32
	108"(2743mm)	48"(1219mm)	BCRF-1048-LV6MB	4524.82	4737.14	BCRF-1048-WB6MB	6251.87	6550.02
One Flip Top Unit — Powered — Double Sided — 3.3								
29"(737mm)	60"(1524mm)	24"(610mm)	BCRF-6024-LV4MC	\$3086.30	\$3216.10	BCRF-6024-WB4MC	\$4138.55	\$4334.26
	60"(1524mm)	30"(762mm)	BCRF-6030-LV4MC	3259.10	3402.73	BCRF-6030-WB4MC	4428.03	4641.11
	72"(1829mm)	36"(914mm)	BCRF-7236-LV6MC	3448.42	3607.18	BCRF-7236-WB6MC	4738.41	4970.12
	84"(2134mm)	42"(1067mm)	BCRF-8442-LV6MC	3652.06	3827.11	BCRF-8442-WB6MC	5074.15	5325.97
	96"(2438mm)	48"(1219mm)	BCRF-9648-LV6MC	3876.56	4069.60	BCRF-9648-WB6MC	5443.95	5717.96
	108"(2743mm)	48"(1219mm)	BCRF-1048-LV6MC	4116.46	4328.78	BCRF-1048-WB6MC	5843.51	6141.66
Two Flip Top Units — Powered — Double Sided — 3.3								
29"(737mm)	84"(2134mm)	42"(1067mm)	BCRF-8442-LV6MD	\$4827.59	\$5002.64	BCRF-8442-WB6MD	\$6249.68	\$6501.50
	96"(2438mm)	48"(1219mm)	BCRF-9648-LV6MD	5052.09	5245.13	BCRF-9648-WB6MD	6619.48	6893.49
	108"(2743mm)	48"(1219mm)	BCRF-1048-LV6MD	5291.99	5504.31	BCRF-1048-WB6MD	7019.04	7317.19



(No Power)
BCRF-LV4MN
BCRF-WB4MN



(Single Sided Power)
BCRF-LV4MA
BCRF-WB4MA
BCRF-LV4MB
BCRF-WB4MB



(Double Sided Power)
BCRF-LVMC
BCRF-WBMC
BCRF-LV6MD
BCRF-WB6MD

Features

- Single sided flip top unit(s) include 3 power and 3 data outlets (3.3) and 12 ft. cord.
- Double sided flip top unit(s) include 3 power and 3 data outlets (3.3) each side and 12-ft. cord.
- Flip top unit standard in anodized finish.
- Includes table top, straight legs with casters and attachment hardware.
- 60"(1524mm) tables have four legs; 72"(1829mm) and above have six legs.
- Laminate table with Collaborative vinyl edge.
- Wood veneer table with wood edge and small protective plastic bumper. Bumper is black.
- Flip top unit(s) on 36"(914mm) deep or greater tables are centered or centered left/right.
- Casters: 4 legs includes two locking casters. 6 legs includes four locking casters.
- Casters provide no height adjustment; overall worktop height equals 29"(737mm).
- Shipped unassembled.

◆ Available on RUSH.

Specification Tips

- Table ends accept separately specified ganging kit.
- Refer to Flip Top Unit for additional information.

To Order, Specify:

Laminate/Collaborative Vinyl Edge

- 1) Product number.
- 2) Laminate color for surface.
- 3) Edge trim color.
- 4) Leg column trim color.
- 5) Casters Metallic trim color.

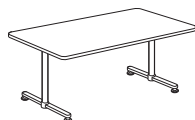
Wood/Cascade Wood Edge

- 1) Product number.
- 2) Wood finish for surface and edge.
- 3) Leg column trim color.
- 4) Casters Metallic trim color.

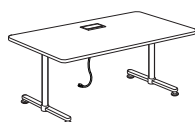
if Collaborative Tables

Rectangular – T-Leg Table with Glides


Height	Width	Depth	Collaborative Vinyl Number	Laminate A	B	Number	Wood Group A	Wood Group B
No Power								
29"(737mm)	60"(1524mm)	24"(610mm)	BCRF-6024-LVTGN	\$1622.40	\$1752.20	BCRF-6024-WBTGN	\$2674.65	\$2870.36
	60"(1524mm)	30"(762mm)	BCRF-6030-LVTGN	1795.20	1938.83	BCRF-6030-WBTGN	2964.13	3177.21
	72"(1829mm)	36"(914mm)	BCRF-7236-LVTGN	1984.52	2143.28	BCRF-7236-WBTGN	3274.51	3506.22
	84"(2134mm)	42"(1067mm)	BCRF-8442-LVTGN	2188.16	2363.21	BCRF-8442-WBTGN	3610.25	3862.07
	96"(2438mm)	48"(1219mm)	BCRF-9648-LVTGN	2412.66	2605.70	BCRF-9648-WBTGN	3980.05	4254.06
	108"(2743mm)	48"(1219mm)	BCRF-1048-LVTGN	2652.56	2864.88	BCRF-1048-WBTGN	4379.61	4677.76
One Flip Top Unit — Powered — Single Sided — 3.3								
29"(737mm)	60"(1524mm)	24"(610mm)	BCRF-6024-LVTGA	\$2340.04	\$2469.84	BCRF-6024-WBTGA	\$3392.29	\$3588.00
	60"(1524mm)	30"(762mm)	BCRF-6030-LVTGA	2512.84	2656.47	BCRF-6030-WBTGA	3681.77	3894.85
	72"(1829mm)	36"(914mm)	BCRF-7236-LVTGA	2702.16	2860.92	BCRF-7236-WBTGA	3992.15	4223.86
Two Flip Top Units — Powered — Single Sided — 3.3								
29"(737mm)	84"(2134mm)	42"(1067mm)	BCRF-8442-LVTGB	\$3616.85	\$3791.90	BCRF-8442-WBTGB	\$5038.94	\$5290.76
	96"(2438mm)	48"(1219mm)	BCRF-9648-LVTGB	3841.35	4034.39	BCRF-9648-WBTGB	5408.74	5682.75
	108"(2743mm)	48"(1219mm)	BCRF-1048-LVTGB	4081.25	4293.57	BCRF-1048-WBTGB	5808.30	6106.45
One Flip Top Unit — Powered — Double Sided — 3.3								
29"(737mm)	60"(1524mm)	24"(610mm)	BCRF-6024-LVTGC	\$2642.73	\$2772.53	BCRF-6024-WBTGC	\$3694.98	\$3890.69
	60"(1524mm)	30"(762mm)	BCRF-6030-LVTGC	2815.53	2959.16	BCRF-6030-WBTGC	3984.46	4197.54
	72"(1829mm)	36"(914mm)	BCRF-7236-LVTGC	3004.85	3163.61	BCRF-7236-WBTGC	4294.84	4526.55
Two Flip Top Units — Powered — Double Sided — 3.3								
29"(737mm)	84"(2134mm)	42"(1067mm)	BCRF-8442-LVTGD	\$4384.02	\$4559.07	BCRF-8442-WBTGD	\$5806.11	\$6057.93
	96"(2438mm)	48"(1219mm)	BCRF-9648-LVTGD	4608.52	4801.56	BCRF-9648-WBTGD	6175.91	6449.92
	108"(2743mm)	48"(1219mm)	BCRF-1048-LVTGD	4848.42	5060.74	BCRF-1048-WBTGD	6575.47	6873.62



(No Power)
BCRF-LVTGN
BCRF-WBTGN



(Single Sided Power)
BCRF-LVTGA
BCRF-WBTGA
BCRF-LVTGB
BCRF-WBTGB



(Double Sided Power)
BCRF-LVTGC
BCRF-WBTGC
BCRF-LVTGD
BCRF-WBTGD

Features

- Single sided flip top unit(s) include 3 power and 3 data outlets (3.3) and 12 ft. cord.
- Double sided flip top unit(s) include 3 power and 3 data outlets (3.3) each side and 12-ft. cord.
- Flip top units standard in anodized finish.
- Includes table top, T-Legs with adjustable glides and attachment hardware.
- Tables 72"(1829mm) and smaller have two T-Legs; 84"(2134mm) have three T-Legs.
- Laminate table with Collaborative vinyl edge.
- Wood veneer table with wood edge and small protective plastic bumper. Bumper is black.
- 1"(25mm) glide adjustment range allows worktop heights from 28 1/2"(724mm) - 29 1/2"(749mm).
- Flip top unit(s) on 36"(914mm) deep or greater tables are centered or centered left/right.
- Shipped unassembled.

Specification Tips

- Table ends accept separately specified ganging kit.
- Refer to Flip Top Unit for additional information.

To Order, Specify:

Laminate/Collaborative Vinyl Edge

- 1) Product number.
- 2) Laminate color for surface.
- 3) Edge trim color.
- 4) Leg column trim color.
- 5) Feet and glides Metallic trim color.

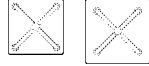
Wood/Cascade Wood Edge

- 1) Product number.
- 2) Wood finish for surface and edge.
- 3) Leg column trim color.
- 3) Feet and glides Metallic trim color.

if Collaborative Tables

X-Base Table with Glides – No Power

Height	Width	Depth	Collaborative Vinyl Number	Laminate A	Laminate B	Number	Wood Group A	Wood Group B
29"(737mm)	36"(914mm)	36"(914mm)	BCSF-3636-LVXGN	\$1614.94	\$1625.98	BCSF-3636-WBXGN	\$2334.99	\$2399.13
	42"(1067mm)	42"(1067mm)	BCSF-4242-LVXGN	1748.57	1774.30	BCSF-4242-WBXGN	2554.48	2631.64



BCSF-LVXGN
BCSF-WBXGN

Features

- Includes table top, X-base with adjustable glides and attachment hardware.
- Laminate table with Collaborative vinyl edge.
- Wood veneer table with wood edge and small protective plastic bumper. Bumper is black.
- 1"(25mm) glide adjustment range allows worktop heights from 28 1/2"(724mm) - 29 1/2"(749mm).
- Shipped unassembled.

Specification Tip

- Table ends accept separately specified ganging kit.

To Order, Specify:

Laminate/Collaborative Vinyl Edge

- 1) Product number.
- 2) Laminate color for surface.
- 3) Edge trim color.
- 4) Leg column trim color.
- 5) Base Metallic trim color.

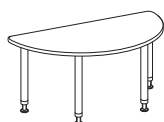
Wood/Veneer/Bumper Edge

- 1) Product number.
- 2) Wood finish for surface and edge.
- 3) Leg column trim color.
- 4) Base and glides Metallic trim color.


if Collaborative Tables

Conference End – Straight Leg Base with Glides


Height	Width	Depth	Collaborative Vinyl Number	Laminate A	B	Number	Wood Group A	Wood Group B
No Power								
29"(737mm)	48"(1219mm)	24"(610mm)	BCFF-48-LV4GN	\$2339.57	\$2502.47	BCFF-48-WB4GN	\$3367.61	\$3464.46
	60"(1524mm)	30"(762mm)	BCFF-60-LV4GN	2546.93	2726.51	BCFF-60-WB4GN	3671.93	3787.02
	72"(1829mm)	36"(914mm)	BCFF-72-LV4GN	2754.29	2950.55	BCFF-72-WB4GN	3976.25	4109.58
Powered — Single Sided — 3.3								
29"(737mm)	48"(1219mm)	24"(610mm)	BCFF-48-LV4GA	\$3057.21	\$3220.11	BCFF-48-WB4GA	\$4085.25	\$4182.10
	60"(1524mm)	30"(762mm)	BCFF-60-LV4GA	3264.57	3444.15	BCFF-60-WB4GA	4389.57	4504.66
	72"(1829mm)	36"(914mm)	BCFF-72-LV4GA	3471.93	3668.19	BCFF-72-WB4GA	4693.89	4827.22
Powered — Double Sided — 3.3								
29"(737mm)	48"(1219mm)	24"(610mm)	BCFF-48-LV4GC	\$3359.90	\$3522.80	BCFF-48-WB4GC	\$4387.94	\$4484.79
	60"(1524mm)	30"(762mm)	BCFF-60-LV4GC	3567.26	3746.84	BCFF-60-WB4GC	4692.26	4807.35
	72"(1829mm)	36"(914mm)	BCFF-72-LV4GC	3774.62	3970.88	BCFF-72-WB4GC	4996.58	5129.91



(No Power)
BCFF-LV4GN
BCFF-WB4GN



(Single Sided Power)
BCFF-LV4GA
BCFF-WB4GA



(Double Sided Power)
BCFF-LV4GC
BCFF-WB4GC

Features

- Single sided flip top unit(s) include 3 power and 3 data outlets (3.3) and 12 ft. cord.
- Double sided flip top unit(s) include 3 power and 3 data outlets (3.3) each side and 12-ft. cord.
- Flip top unit standard in anodized finish.
- Includes table top, straight legs with adjustable glides and attachment hardware.
- Laminate table with Collaborative vinyl edge.
- Wood veneer table with wood edge and small protective plastic bumper. Bumper is black.
- 1"(25mm) glide adjustment range allows worktop heights from 28 1/2"(724mm) - 29 1/2"(749mm).
- Shipped unassembled.

Specification Tips

- Table ends accept separately specified ganging kit.
- Refer to Flip Top Unit for additional information.

To Order, Specify:

Laminate/Collaborative Vinyl Edge

- 1) Product number.
- 2) Laminate color for surface.
- 3) Edge trim color.
- 4) Leg column trim color.
- 5) Adapter and glides Metallic trim color.

Wood/Veneer/Bumper Edge

- 1) Product number.
- 2) Wood finish for surface and edge.
- 3) Leg column trim color.
- 4) Adapter and glides Metallic trim color.

if Collaborative Tables

Conference End – Straight Leg Base with Casters

Height	Width	Depth	Collaborative Vinyl Number	Laminate A	Laminate B	Number	Wood Group A	Wood Group B
No Power								
29"(737mm)	48"(1219mm)	24"(610mm)	BCFF-48-LV4MN	\$2502.47	\$2665.37	BCFF-48-WB4MN	\$3530.51	\$3627.36
	60"(1524mm)	30"(762mm)	BCFF-60-LV4MN	2709.83	2889.41	BCFF-60-WB4MN	3834.83	3949.92
	72"(1829mm)	36"(914mm)	BCFF-72-LV4MN	2917.19	3113.45	BCFF-72-WB4MN	4139.15	4272.48
Powered — Single Sided — 3.3								
29"(737mm)	48"(1219mm)	24"(610mm)	BCFF-48-LV4MA	\$3220.11	\$3383.01	BCFF-48-WB4MA	\$4248.15	\$4345.00
	60"(1524mm)	30"(762mm)	BCFF-60-LV4MA	3427.47	3607.05	BCFF-60-WB4MA	4552.47	4667.56
	72"(1829mm)	36"(914mm)	BCFF-72-LV4MA	3634.83	3831.09	BCFF-72-WB4MA	4856.79	4990.12
Powered — Double Sided — 3.3								
29"(737mm)	48"(1219mm)	24"(610mm)	BCFF-48-LV4MC	\$3522.80	\$3685.70	BCFF-48-WB4MC	\$4550.84	\$4647.69
	60"(1524mm)	30"(762mm)	BCFF-60-LV4MC	3730.16	3909.74	BCFF-60-WB4MC	4855.16	4970.25
	72"(1829mm)	36"(914mm)	BCFF-72-LV4MC	3937.52	4133.78	BCFF-72-WB4MC	5159.48	5292.81



(No Power)
BCFF-LV4MN
BCFF-WB4MN



(Single Sided Power)
BCFF-LV4MA
BCFF-WB4MA



(Double Sided Power)
BCFF-LV4MC
BCFF-WB4MC

Features

- Single sided flip top unit(s) include 3 power and 3 data outlets (3.3) and 12 ft. cord.
- Double sided flip top unit(s) include 3 power and 3 data outlets (3.3) each side and 12-ft. cord.
- Flip top unit standard in anodized finish.
- Includes table top, straight legs with casters and attachment hardware.
- Laminate table with Collaborative vinyl edge.
- Wood veneer table with wood edge and small protective plastic bumper. Bumper is black.
- Four casters include two locking.
- Casters provide no height adjustment; overall worktop height equals 29"(737mm).
- Shipped unassembled.

Specification Tips

- Table ends accept separately specified ganging kit.
- Refer to Flip Top Unit for additional information.

To Order, Specify:

Laminate/Collaborative Vinyl Edge

- 1) Product number.
- 2) Laminate color for surface.
- 3) Edge trim color.
- 4) Leg column trim color.
- 5) Adapter and casters Metallic trim color.

Wood/Veneer/Bumper Edge

- 1) Product number.
- 2) Wood finish for surface and edge.
- 3) Leg column trim color.
- 4) Adapter and casters Metallic trim color.

if Collaborative Tables

Conference End – T-Leg Table with Glides

Height	Width	Depth	Collaborative Vinyl Number	Laminate A	B	Number	Wood Group A	Wood Group B
No Power								
29"(737mm)	60"(1524mm)	30"(762mm)	BCFF-60-LVTGN	\$2244.24	\$2423.82	BCFF-60-WBTGN	\$3369.24	\$3484.33
	72"(1829mm)	36"(914mm)	BCFF-72-LVTGN	2451.60	2647.86	BCFF-72-WBTGN	3673.56	3806.89
Powered — Single Sided — 3.3								
29"(737mm)	60"(1524mm)	30"(762mm)	BCFF-60-LVTGA	\$2961.88	\$3141.46	BCFF-60-WBTGA	\$4086.88	\$4201.97
	72"(1829mm)	36"(914mm)	BCFF-72-LVTGA	3169.24	3365.50	BCFF-72-WBTGA	4391.20	4524.53
Powered — Double Sided — 3.3								
29"(737mm)	60"(1524mm)	30"(762mm)	BCFF-60-LVTGC	\$3264.57	\$3444.15	BCFF-60-WBTGC	\$4389.57	\$4504.66
	72"(1829mm)	36"(914mm)	BCFF-72-LVTGC	3471.93	3668.19	BCFF-72-WBTGC	4693.89	4827.22



(No Power)
BCFF-LVTGN
BCFF-WBTGN



(Single Sided Power)
BCFF-LVTGA
BCFF-WBTGA



(Double Sided Power)
BCFF-LVTGC
BCFF-WBTGC

Features

- Single sided flip top unit(s) include 3 power and 3 data outlets (3.3) and 12 ft. cord.
- Double sided flip top unit(s) include 3 power and 3 data outlets (3.3) each side and 12-ft. cord.
- Flip top unit standard in anodized finish.
- Includes table top, T-Legs with adjustable glides and attachment hardware.
- Laminate table with Collaborative vinyl edge.
- Wood veneer table with wood edge and small protective plastic bumper. Bumper is black.
- 1"(25mm) glide adjustment range allows worktop heights from 28 1/2"(724mm) - 29 1/2"(749mm).
- Shipped unassembled.

Specification Tips

- Table ends accept separately specified ganging kit.
- Refer to Flip Top Unit for additional information.

To Order, Specify:

Laminate/Collaborative Vinyl Edge

- 1) Product number.
- 2) Laminate color for surface.
- 3) Edge trim color.
- 4) Leg column trim color.
- 5) Adapter and glides Metallic trim color.

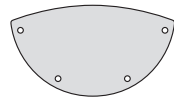
Wood/Veneer/Bumper Edge

- 1) Product number.
- 2) Wood finish for surface and edge.
- 3) Leg column trim color.
- 4) Adapter and glides Metallic trim color.

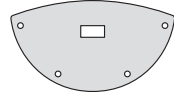
if Collaborative Tables

Video Conference End – Straight Leg Base with Glides

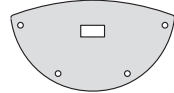
Height	Width	Depth	Collaborative Vinyl Number	Laminate A	B	Number	Wood Group A	Wood Group B
No Power								
31"(787mm)	48"(1219mm)	22"(559mm)	BCVF-48-LV4GN	\$2547.57	\$2609.21	BCVF-48-WB4GN	\$4021.38	\$4026.88
	60"(1524mm)	28"(711mm)	BCVF-60-LV4GN	2760.45	2822.09	BCVF-60-WB4GN	4366.38	4371.88
	72"(1829mm)	34"(864mm)	BCVF-72-LV4GN	2973.33	3034.97	BCVF-72-WB4GN	4711.38	4716.88
Powered — Single Sided — 3.3								
31"(787mm)	48"(1219mm)	22"(559mm)	BCVF-48-LV4GA	\$3265.21	\$3326.85	BCVF-48-WB4GA	\$4739.02	\$4744.52
	60"(1524mm)	28"(711mm)	BCVF-60-LV4GA	3478.09	3539.73	BCVF-60-WB4GA	5084.02	5089.52
	72"(1829mm)	34"(864mm)	BCVF-72-LV4GA	3690.97	3752.61	BCVF-72-WB4GA	5429.02	5434.52
Powered — Double Sided — 3.3								
31"(787mm)	48"(1219mm)	22"(559mm)	BCVF-48-LV4GC	\$3287.23	\$3348.87	BCVF-48-WB4GC	\$4761.04	\$4766.54
	60"(1524mm)	28"(711mm)	BCVF-60-LV4GC	3500.11	3561.75	BCVF-60-WB4GC	5106.04	5111.54
	72"(1829mm)	34"(864mm)	BCVF-72-LV4GC	3712.99	3774.63	BCVF-72-WB4GC	5451.04	5456.54



(No Power)
BCVF-LV4GN
BCVF-WB4GN



(Single Sided Power)
BCVF-LV4GA
BCVF-WB4GA



(Double Sided Power)
BCVF-LV4GC
BCVF-WB4GC

Features

- Single sided flip top unit(s) include 3 power and 3 data outlets (3.3) and 12 ft. cord.
- Double sided flip top unit(s) include 3 power and 3 data outlets (3.3) each side and 12-ft. cord.
- Flip top unit standard in anodized finish.
- Includes table top, four straight legs with adjustable glides and attachment hardware.
- Laminate table with Collaborative vinyl edge.
- Wood veneer table with wood edge and small protective plastic bumper. Bumper is black.
- 1"(25mm) glide adjustment range allows worktop heights from 30 1/2"(775mm) - 31 1/2"(800mm).
- Shipped unassembled.

Specification Tips

- 31"(787mm) Video Conference Tables can nest over two appropriate width Collaborative Tables to create optimum viewing angle.
- Refer to Flip Top Unit for additional information.

To Order, Specify:

Laminate/Collaborative Vinyl Edge

- 1) Product number.
- 2) Laminate color for surface.
- 3) Edge trim color.
- 4) Leg column trim color.
- 5) Adapter and glides Metallic trim color.

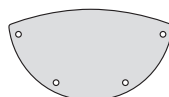
Wood/Veneer/Bumper Edge

- 1) Product number.
- 2) Wood finish for surface and edge.
- 3) Leg column trim color.
- 4) Adapter and glides Metallic trim color.

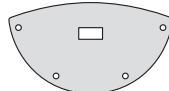
if Collaborative Tables

Video Conference End – Straight Leg Base with Casters

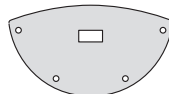
Height	Width	Depth	Collaborative Vinyl Number	Laminate A	B	Number	Wood Group A	Wood Group B
No Power								
31"(787mm)	48"(1219mm)	22"(559mm)	BCVF-48-LV4MN	\$2710.47	\$2772.11	BCVF-48-WB4MN	\$4184.28	\$4189.78
	60"(1524mm)	28"(711mm)	BCVF-60-LV4MN	2923.35	2984.99	BCVF-60-WB4MN	4529.28	4534.78
	72"(1829mm)	34"(864mm)	BCVF-72-LV4MN	3136.23	3197.87	BCVF-72-WB4MN	4874.28	4879.78
Powered — Single Sided — 3.3 31"(787mm)								
31"(787mm)	48"(1219mm)	22"(559mm)	BCVF-48-LV4MA	\$3428.11	\$3489.75	BCVF-48-WB4MA	\$4901.92	\$4907.42
	60"(1524mm)	28"(711mm)	BCVF-60-LV4MA	3640.99	3702.63	BCVF-60-WB4MA	5246.92	5252.42
	72"(1829mm)	34"(864mm)	BCVF-72-LV4MA	3853.87	3915.51	BCVF-72-WB4MA	5591.92	5597.42
Powered — Double Sided — 3.3 31"(787mm)								
31"(787mm)	48"(1219mm)	22"(559mm)	BCVF-48-LV4MC	\$3450.13	\$3511.77	BCVF-48-WB4MC	\$4923.94	\$4929.44
	60"(1524mm)	28"(711mm)	BCVF-60-LV4MC	3663.01	3724.65	BCVF-60-WB4MC	5268.94	5274.44
	72"(1829mm)	34"(864mm)	BCVF-72-LV4MC	3875.89	3937.53	BCVF-72-WB4MC	5613.94	5619.44



(No Power)
BCVF-LV4MN
BCVF-WB4MN



(Single Sided Power)
BCVF-LV4MA
BCVF-WB4MA



(Double Sided Power)
BCVF-LV4MC
BCVF-WB4MC

Features

- Single sided flip top unit(s) include 3 power and 3 data outlets (3.3) and 12 ft. cord.
- Double sided flip top unit(s) include 3 power and 3 data outlets (3.3) each side and 12-ft. cord.
- Flip top unit standard in anodized finish.
- Includes table top, four straight legs with casters and attachment hardware.
- Laminate table with Collaborative vinyl edge.
- Wood veneer table with wood edge and small protective plastic bumper. Bumper is black.
- Four casters include two locking.
- Casters provide no height adjustment.
- Shipped unassembled.

Specification Tips

- 31"(787mm) Video Conference Tables can nest over two appropriate width Collaborative Tables to create optimum viewing angle.
- Refer to Flip Top Unit for additional information.

To Order, Specify:

Laminate/Collaborative Vinyl Edge

- 1) Product number.
- 2) Laminate color for surface.
- 3) Edge trim color.
- 4) Leg column trim color.
- 5) Adapter and casters Metallic trim color.

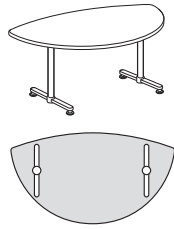
Wood/Veneer/Bumper Edge

- 1) Product number.
- 2) Wood finish for surface and edge.
- 3) Leg column trim color.
- 4) Adapter and casters Metallic trim color.


if Collaborative Tables

Video Conference End – T-Leg Table with Glides

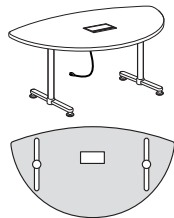
Height	Width	Depth	Collaborative Vinyl Number	Laminate A	Laminate B	Number	Wood Group A	Wood Group B
No Power								
31"(787mm)	60"(1524mm)	28"(711mm)	BCVF-60-LVTGN	\$3035.62	\$3097.26	BCVF-60-WBTGN	\$4641.55	\$4647.05
	72"(1829mm)	34"(864mm)	BCVF-72-LVTGN	3248.50	3310.14	BCVF-72-WBTGN	4986.55	4992.05
Powered — Single Sided — 3.3 31"(787mm)								
31"(787mm)	60"(1524mm)	28"(711mm)	BCVF-60-LVTGA	\$3753.26	\$3814.90	BCVF-60-WBTGA	\$5359.19	\$5364.69
	72"(1829mm)	34"(864mm)	BCVF-72-LVTGA	3966.14	4027.78	BCVF-72-WBTGA	5704.19	5709.69
Powered — Double Sided — 3.3 31"(787mm)								
31"(787mm)	60"(1524mm)	28"(711mm)	BCVF-60-LVTGC	\$3775.28	\$3836.92	BCVF-60-WBTGC	\$5381.21	\$5386.71
	72"(1829mm)	34"(864mm)	BCVF-72-LVTGC	3988.16	4049.80	BCVF-72-WBTGC	5726.21	5731.71



(No Power)
BCVF-LVTGN
BCVF-WBTGN



(Single Sided Power)
BCVF-LVTGA
BCVF-WBTGA



(Double Sided Power)
BCVF-LVTGC
BCVF-WBTGC

Features

- Single sided flip top unit(s) include 3 power and 3 data outlets (3.3) and 12 ft. cord.
- Double sided flip top unit(s) include 3 power and 3 data outlets (3.3) each side and 12-ft. cord.
- Flip top unit standard in anodized finish.
- Includes table top, T-Legs with adjustable glides and attachment hardware.
- Laminate table with Collaborative vinyl edge.
- Wood veneer table with wood edge and small protective plastic bumper. Bumper is black.
- 1"(25mm) glide adjustment range allows worktop heights from 30 1/2"(775mm) - 31 1/2"(800mm).
- Shipped unassembled.

Specification Tips

- 31"(787mm) Video Conference Tables can nest over two appropriate width Collaborative Tables to create optimum viewing angle.
- Refer to Flip Top Unit for additional information.

To Order, Specify:

Laminate/Collaborative Vinyl Edge

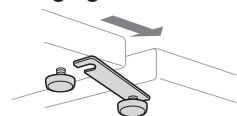
- 1) Product number.
- 2) Laminate color for surface.
- 3) Edge trim color.
- 4) Leg column trim color.
- 5) Feet and glides Metallic trim color.

Wood/Veneer/Bumper Edge

- 1) Product number.
- 2) Wood finish for surface and edge.
- 3) Leg column trim color.
- 4) Feet and glides Metallic trim color.

if Collaborative Tables

	Number	Price
Ganging Kit	BCG-2	\$61.69



BCG-2

Features

- Includes two connectors and four thumb screws.
- Available in black only.
- Ganging option is intended for Collaborative Tables only.

To Order, Specify:

- 1) Product number.
(No finish specification required.)

Specification Tips

- Tables are factory ready to accept ganging kits (4 connectors per rectangle and square table tops; 4 connectors per conference end table tops).
- Connectors store under table top when not in use.

	Height	Width	Description	Number	Price
Modesty Kit	12"(305mm)	28"(711mm)	For 36"(914mm) Table Width	BCM-36-F	\$561.77
		34"(864mm)	For 42"(1067mm) Table Width	BCM-42-F	574.98
		40"(1016mm)	For 48"(1219mm) Table Width	BCM-48-F	612.40
		52"(1321mm)	For 60"(1524mm) Table Width	BCM-60-F	660.83
		64"(1626mm)	For 72"(1829mm) Table Width	BCM-72-F	702.66



BCM-F

Feature

- Includes black mesh fabric only with metal frame, L-brackets and screws for field attachment.

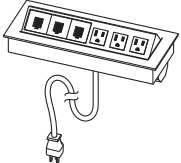
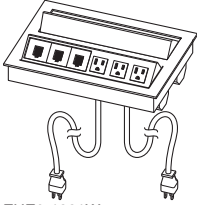
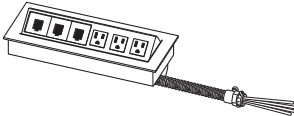
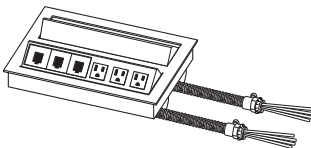
To Order, Specify:

- 1) Product number.
(No finish specification required.)

Specification Tips

- Field installed; mounts to underside of table.
- Recommended for rectangular and square straight leg Collaborative Tables.

Electrical Components

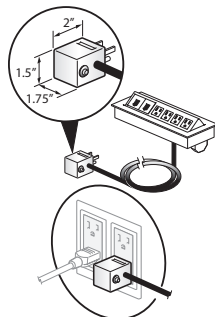
	Bezel Width	Bezel Depth	Configuration	Number	Price
Flip Top Unit					
Corded Single-Sided Outlets					
	8 5/16"(211mm)	4 3/8"(111mm)	2 Power, 2 Data	EUE1-0000-1221W	\$ 455.26
			3 Power, 1 Data	EUE1-0000-1311W	455.26
	11 1/4"(286mm)		3 Power, 3 Data	EUE1-0000-1331W	455.26
			4 Power, 2 Data	EUE1-0000-1421W	455.26
Corded Double-Sided Outlets					
	8 5/16"(211mm)	8"(203mm)	2 Power, 2 Data	EUE2-0000-1221W	\$ 910.52
			3 Power, 1 Data	EUE2-0000-1311W	910.52
	11 1/4"(286mm)		3 Power, 3 Data	EUE2-0000-1331W	910.52
			4 Power, 2 Data	EUE2-0000-1421W	910.52
Hardwire Single-Sided Outlets					
	8 5/16"(211mm)	4 3/8"(111mm)	2 Power, 2 Data	EUE1-0000-C221W	\$ 519.53
	11 1/4"(286mm)		3 Power, 3 Data	EUE1-0000-C331W	519.53
Hardwire Double-Sided Outlets					
	8 5/16"(211mm)	8"(203mm)	2 Power, 2 Data	EUE2-0000-C221W	\$1039.06
	11 1/4"(286mm)		3 Power, 3 Data	EUE2-0000-C331W	1039.06

EUE1-1331W

EUE2-1331W

EUE1-C331W

EUE2-C331W



Fused Plug Detail (4 Power)



Features

- Hardwire flip top unit includes one flip top unit with power outlets and communication openings, mounting clips, 6 foot flexible metal conduit feed with wires for hardwire, multiple data jack adapters to accommodate most varieties of field supplied data jacks, also includes blank data covers.
- Corded flip top unit includes one flip top unit with power outlets and communication openings, 12 foot long – 15-amp cord with plug, mounting clips, multiple data jack adapters to accommodate most varieties of field supplied data jacks, also includes blank data covers.
- Flip top unit is flush mounted with spring release cover.
- Flip top unit overall height is 2 3/4"(70mm) and will extend below the table tops.
- Standard in anodized finish.
- Ships assembled.

To Order, Specify:

- 1) Product number.
(No finish specification required.)

Specification Tips

- Flip top unit can be field retrofitted on all if Tables; requires field cut-out and installation.
- Flip top unit plug-in cord drops down from bottom of unit to plug into external power outlet.
- **For use with 120 volt 60 hertz power source only.**
- **Flip top unit applications should be reviewed by local authorities (electrical inspector) prior to ordering.**

if Finishes

Edge Color Matrix




if Edge Color Name	Edges	
	Cascade Edge	
Solid	Group A	Group B
Beige	HP-34	
Chalk	HP-AK	
Charcoal	HP-8J	
Graphite	HP-3J	
Putty	HP-AA	
Smoke	HP-3E	
Translucent (Front edge only)		Grade B
Cascade*		
Shadow		HP-LU

*Cascade edge not available on if Collaborative Tables

Trim Color Matrix

Trim Color	Table Base Column/ Stretcher
Solid Colors	Grade A
Beige	TR-R
Chalk	TR-AK
Charcoal	TR-K
Graphite	TR-J
Gray Tone	TR-G
Putty	TR-AA
Smoke	TR-E
Metallic Trim Colors	Grade B
Metallic Champagne	TR-MC
Metallic Gunmetal	TR-MG
Metallic Silver	TR-LE

Laminate Color Matrix

Solid Color Laminates Grade A		Patterned Laminates Grade A		Wood Grain Laminates Grade A		Premium Wood Grain Laminates* Grade B	
H-34	Beige	H-DH	Barley Grain	H-AE	Maple	H-KA	Brazilwood
H-AK	Chalk	H-DA	Oats Grain	H-AM	Amber Cherry	H-KG	Colombian Walnut
H-8J	Charcoal	H-DE	Wheat Grain			H-KC	New Age Oak
H-3J	Graphite	H-EK	Owl Nest			H-KD	River Cherry
H-62	Gray Tone	H-EC	Quail Nest 			H-KE	Sanara
H-3P	Platinum	H-ED	Rhea Nest 			H-KF	Williamsburg Cherry
H-AA	Putty	H-EA	Robin Nest 				
H-3E	Smoke	H-22	Grey Spex				
		H-21	White Spex				


*Upcharge, refer to price pages.

Alert:

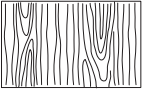
These materials are current, however they are being considered for future obsolescence due to low volume.
Medium Cherry H-AD

if Wood Finishes

Preferred

Wood Group	Veneer Type	Variety	Cutting Technique	Surface	Matching Technique	Grain Direction		Finish Name/ Color	Specification Number
						Panel Face	Component Face		
	Double Cut	Obeche	Double Cut	Open Pore	N/A	Horizontal	Horizontal	Applegate	2P-RL
								Beachwood	WL-RL
								Butternut	2R-RL
								Ebony	WJ-RE
								Echo	2N-RL
								Melba	WE-RT
								Sorrel	WF-RC
Wenge	WC-RW								

Legacy

Wood Group	Veneer Type	Variety	Cutting Technique	Surface	Matching Technique	Grain Direction		Finish Name/ Color	Specification Number
						Panel Face	Component Face		
	Natural	Maple	Plain Sliced	Open Pore	Book Matched	Vertical	Vertical	Light Maple	VP-LM
								Natural on Maple	VP-N
								Sand on Maple	VP-AD
	Natural	Cherry	Plain Sliced	Open Pore	Book Matched	Vertical	Vertical	Medium Cherry	VC-U
								Amber on Cherry	VC-CA1
								Classic on Cherry	VC-83
								American on Cherry	VC-W23
	Natural	Walnut	Plain Sliced	Open Pore	Book Matched	Vertical	Vertical	Espresso on Walnut	VR-W15
								Retro on Walnut	VR-W31
								Mahogany Satin on Walnut	VR-W21
								Naturally Walnut	VR-W12

*Integrated finish color.

Forest Stewardship Council (FSC) Statement:

In our continuing support of sustainable forestry and responsible purchasing, Haworth North America is offering FSC certified wood products at no up-charge. By providing FSC certified material, Haworth is supporting our client's green building goals and demonstrating our collective commitment to source materials more sustainably.

To designate a product as FSC at the time of order entry:

- Specify the product as FSC through the appropriate FSC electronic catalog. The corresponding FSC marketing program will be applied to the appropriate products.

To designate a product as FSC at the line item level:

- In Lynx, go to "Program" and select "Forest Stewardship Normal". (Please note Orderline no longer supports FSC orders. Please place all FSC orders through Lynx)

Designating FSC at the time of order entry will provide you with the necessary FSC-certified paperwork. For more information, FAQs, and a complete FSC product list (including product exceptions), go to the Library and search FSC.

Alert:

These materials are current, however they are being considered for future obsolescence due to low volume.

- Crown on Cherry VC-W24
- Cordovan on Walnut VR-W13

if Systems Fabrics/Color Legend

- Fabrics listed on this page apply to the desk mounted screen only. 72”(1829mm) Desktop Screens available in non-directional fabric only.

- To obtain fabric samples contact your authorized Haworth Dealer.
- Refer to the Surface Collection information on Haworth.com regarding fabric and finish availability.

Ⓧ = Directional fabric

Ⓝ = Non-directional fabric

Fabric Grade: A
POINT

- 100% Polyester**
EE-AG Compass
EE-AC Decimal
EE-AF Focal
EE-AD Nib
EE-AA Peak
EE-AE Vertex

Fabric Grade: A Ⓧ
TATAMI

- 100% Polyester**
W5-1 Agave
W5-2 Coir
W5-3 Geta
W5-4 Hemp
W5-5 Jute
W5-6 Kayar
W5-7 Kobe
W5-8 Saffron
W5-9 Sapporo
W5-10 Sisal
W5-12 Tabi
W5-11 Tesori

Fabric Grade A Ⓧ
TAILORED

- 100% Post Consumer Recycled Polyester**
PY-AL Alter
PY-BU Buttons
PY-DR Draper
PY-FC French Chalk
PY-HE Hem
PY-MA Mannequin
PY-SE Seam
PY-SH Shears
PY-SU Suit
PY-TH Thread
PY-TR Tradition

Fabric Grade: A Ⓝ
TELLURE

- 100% Polyester**
3A-31 Aegean
3A-18 Black
3A-20 Burgundy
3A-40 Chocolate
3A-28 Dynamo
3A-22 Galaxy
3A-42 Geranium
3A-36 Grass
3A-35 Ivory
3A-23 Jodhpurs
3A-33 Miami
3A-19 Navy
3A-06 Nickel
3A-34 Ocean
3A-32 Sky
3A-38 Slate
3A-37 Spring
3A-39 Steel
3A-41 Sunflower
3A-43 Tomato

Fabric Grade A Ⓧ
TUSCAN

- 65% Post Industrial Recycled Polyester/ 35% Post Consumer Recycled Polyester/ (35% REPREVE®)**
TK-AR Arno
TK-CA Carrara
TK-DA David
TK-ET Etruscan
TK-FL Florence
TK-LM Limoncello
TK-MA Masonry
TK-ME Medici
TK-TR Olive Tree
TK-PS Pisa
TK-RM Romanesque
TK-RU Rustic
TK-SE Siena

Fabric Grade B Ⓧ
RITZ

- 49% Post Industrial Recycled Polyester/ 51% Post Consumer Recycled Polyester/ (51% REPREVE®)**
PV-BR Bravo
PV-BT Black Tie
PV-CA Candle Light
PV-CH Champagne
PV-CL Classy
PV-CT Class Act
PV-FR Formal
PV-VA Ovation
PV-WT White Tie

Fabric Grade C Ⓧ

- BIRDS NEST**
38% Post Industrial Recycled Polyester/ 20% Post Consumer Recycled Polyester/ 42% Recycled Polyester (20% REPREVE®)
PH-CA Canary
PH-EA Eagle
PH-EG Egret
PH-FA Falcon
PH-HE Heron
PH-HU Hummingbird
PH-MD Morning Dove
PH-NU Nuthatch
PH-WL Owl
PH-RA Raven
PH-SA Sandpiper
PH-ST Stork
PH-SW Swan

Fabric Grade C Ⓧ
GEODE

- 34% Post Industrial Recycled Polyester/ 26% Post Consumer Recycled Polyester/ 40% Recycled Polyester (26% REPREVE®)**
PR-BS Bismuth
PR-CA Calcite
PR-CT Citrine
PR-CR Crystal
PR-FL Fluorite
PR-GA Galena
PR-HL Hollow
PR-MA Malachite
PR-QU Quartz
PR-WN Wonder

Fabric Grade: C Ⓧ
MAYPOLE by Maharam

- 100% Polyester**
2D-4 Reed
2D-3 Rush
2D-6 Sway
2D-1 Tone
2D-5 Twirl
2D-2 Waver

ALERT: These fabrics are current, however they are being considered for future obsolescence due to low volume.

Fabric Grade: B Ⓧ
LANDSCAPE

- 100% Recycled Polyester**
C2-AD Estate
C2-AH Harvest
C2-AJ Panorama
C2-AF Parkland
C2-AC Photograph
C2-AE Seascape
C2-AA Vista

Customer's Own Material (COM)

For general Customer's Own Material information including: processes and forms, please refer to: Surfaces.Haworth.com

For information on approved COM's, please refer to: Surfaces.Haworth.com

For information on Haworth+ Alliance Program, please refer to: Surfaces.Haworth.com

This page intentionally blank

Hoop/Reside/Compose/PREMISE/UniGroup Table of Contents

Compose Tables

Octagon — Disc Base	443
Round — Disc Base	441-442
Round — Post Base	441-442

Hoop

Cover	436
Hoop Table	436

PREMISE Tri Tables – Concentrative

60° with Casters	446
60° with Glides	446
90° with Casters	445
90° with Glides	445
120° with Casters	444
120° with Glides	444

PREMISE Tri Tables – Collaborative

Collaborative with Casters	447
Collaborative with Glides	447

PREMISE Tri Tables – Transactional

Asymmetric with Casters	449
Asymmetric with Glides	449
Symmetric with Casters	448
Symmetric with Glides	448

PREMISE Round/Rectangular

Rectangular — Laminate or Wood Top	450
Round — Laminate or Wood Top	450

PREMISE Teardrop/Bean/Bend

Bean — Laminate Top	451
Bend — Laminate Top	451
Teardrop — Laminate Top	451

Reside Tables

Hex Table — Laminate Top	439
Hex Table — Wood Top	439
Pebble Table — Laminate Top	438
Pebble Table — Wood Top	438
Rectangular Table — Laminate Top	440
Rectangular Table — Wood Top	440
Round Table — Laminate Top	438
Round Table — Wood Top	438
Square Table — Laminate Top	437
Square Table — Wood Top	437

UniGroup Tables

C-Leg Table — Laminate	453
Oval Table — Laminate	452
Rectangular Table — Laminate	452
Round Table — Laminate	452
Square Table — Laminate	452

Finishes and Fabrics

Compose Finishes	455
Premise / UniGroup Tables Finish / Color Legend	456
Reside / Compose / PREMISE Wood Finishes	372
Reside Finishes	454

Terms of Sale

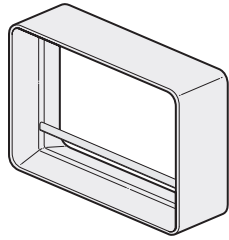
North American	539-542
----------------------	---------

Index	543-552
--------------------	---------

Lifetime Product Warranty	Inside Back Cover
--	-------------------

Hoop

	Height	Depth	Width	Number	Price
Hoop Table	40"(1016mm)	18"(457mm)	60"(1524mm)	T7MB-1860-7	\$1875.00



T7MB-1860-7

Features

- Includes one-piece rotationally molded frame with clear anodized foot rail.
- May be used in an indoor or outdoor setting.
- Cover available for indoor use to add aesthetic value and protect top surface. Order separately.
- Weight: 55 lbs.

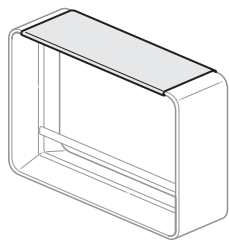
To Order, Specify:

- 1) Product number.
- 2) Surface color:
 Ember – TR-FC
 Fog – TR-7
 Graphite – TR-J
 Smooth Plaster – TR-PLS

Specification Tip

- Intended for use as a meeting place for small group collaboration and social environments. Not intended to support heavy loads or equipment.

	Width	Number ①	Price
Cover	52"(1321mm)	T7FW-1850-█	\$600.00



T7FW-1850

Features

- Includes one cover with zipper.
- For use with Hoop table only.
- Cover not for outdoor use.
- Use to add aesthetic value and protect top surface.

To Order, Specify:

- 1) Product number, including:

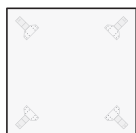
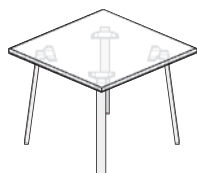
① Finish Option:

- F** Frost
- M** Misty
- S** Shadow

Reside Tables — Laminate/Wood

Square

Depth	Width	Number	① ② ③	Laminate A		Laminate B		Wood Group A		Wood Group B	
				J	F*	J	F*	K	U*	K	U*
17"(432mm) Height											
36"(914mm)	36"(914mm)	TKRQ-3636-	■ ■ ■	NAG1N	\$450.00	\$550.00	\$514.00	\$ 614.00	\$ 710.00	\$ 874.00	\$ 732.28 \$ 901.47
42"(1067mm)	42"(1067mm)	TKRQ-4242-	■ ■ ■	NAG1N	550.00	670.00	644.00	744.00	862.00	1049.00	873.34 1107.62
48"(1219mm)	48"(1219mm)	TKRQ-4848-	■ ■ ■	NAG1N	700.00	850.00	788.00	938.00	1090.00	1311.00	1141.92 1416.26
29"(737mm) Height											
36"(914mm)	36"(914mm)	TKRQ-3636-	■ ■ ■	NAG4N	\$512.00	\$612.00	\$576.00	\$ 676.00	\$ 772.00	\$ 936.00	\$ 794.28 \$ 963.47
42"(1067mm)	42"(1067mm)	TKRQ-4242-	■ ■ ■	NAG4N	612.00	732.00	706.00	806.00	924.00	1111.00	935.34 1169.62
48"(1219mm)	48"(1219mm)	TKRQ-4848-	■ ■ ■	NAG4N	762.00	912.00	850.00	1000.00	1152.00	1373.00	1203.92 1478.26



TKRQ

Features

- Includes top, support bracket and four angled legs with attachment hardware.
- Available in:
 - Laminate with 3mm edgeband (J) or knife (F) edge.
 - Wood with 3mm edgeband (K) or knife (U) edge.
- Fixed table height options are 17" and 29".
- Core Option:
 - Edgeband (J or K) available with standard (S) or green (G) core options.
 - Knife edge (F or U) available with green (G) core option only.
- Glides provide 1 1/2"(38mm) leveling adjustment.
- Angled legs standard with graphite foot and glide.
- Field assembled.
- Knife edge available with green core option only.

To Order, Specify:

1) Product number, including:

① Top Option:

- L Laminate
- W Wood

② Edge Option:

Laminate:

- J Edgeband
- F Knife* (Green core only)

Wood:

- K Edgeband
- U Knife* (Green core only)

③ Core Option:

- S Standard
- G Green core, add \$50.00 list

- 2) Laminate or Wood finish color.
- 3) Edge trim color (laminates only).
- 4) Leg trim color.

Note: \$12.00 upcharge list for Metallic and accent trim colors.

Reside Tables — Laminate/Wood

Round and Pebble

Depth	Width	Number	①②③	Laminate A	Laminate B	Wood Group A	Wood Group B		
				T	T	K	U*	K	U*
Round — 17"(432mm) Height									
36"(914mm)	36"(914mm)	TKRN-3636-	■ ■ ■ NAG1N	\$425.00	\$427.00	\$ 672.00	\$ 780.00	\$ 685.97	\$ 813.19
42"(1067mm)	42"(1067mm)	TKRN-4242-	■ ■ ■ NAG1N	520.00	528.00	816.00	946.00	855.60	1008.74
48"(1219mm)	48"(1219mm)	TKRN-4848-	■ ■ ■ NAG1N	663.00	682.00	1034.00	1197.00	1122.40	1304.42
Round — 29"(737mm) Height									
36"(914mm)	36"(914mm)	TKRN-3636-	■ ■ ■ NAG4N	\$475.00	\$477.00	\$ 722.00	\$ 830.00	\$ 735.97	\$ 863.19
42"(1067mm)	42"(1067mm)	TKRN-4242-	■ ■ ■ NAG4N	570.00	578.00	866.00	996.00	905.60	1058.74
48"(1219mm)	48"(1219mm)	TKRN-4848-	■ ■ ■ NAG4N	713.00	732.00	1084.00	1247.00	1172.40	1354.42
Pebble — 17"(432mm) Height									
36"(914mm)	36"(914mm)	TKRP-3636-	■ ■ ■ NAG1N	\$450.00	\$452.00	\$ 710.00	\$ 824.00	\$ 730.73	\$ 865.02
42"(1067mm)	42"(1067mm)	TKRP-4242-	■ ■ ■ NAG1N	550.00	560.00	862.00	999.00	909.79	1071.17
48"(1219mm)	48"(1219mm)	TKRP-4848-	■ ■ ■ NAG1N	700.00	722.00	1090.00	1261.00	1178.37	1379.81
Pebble — 29"(737mm) Height									
36"(914mm)	36"(914mm)	TKRP-3636-	■ ■ ■ NAG4N	\$500.00	\$502.00	\$ 760.00	\$ 874.00	\$ 780.73	\$ 915.02
42"(1067mm)	42"(1067mm)	TKRP-4242-	■ ■ ■ NAG4N	600.00	610.00	912.00	1049.00	959.79	1121.17
48"(1219mm)	48"(1219mm)	TKRP-4848-	■ ■ ■ NAG4N	750.00	772.00	1140.00	1311.00	1228.37	1429.81



TKRN



TKRP

Features

- Includes top, support bracket and four angled legs with attachment hardware.
- Available in:
 - Laminate with T-mold edge.
 - Wood with 3mm edgeband (K) or knife (U) edge.
- Fixed table height options are 17" and 29".
- Core Option:
 - T-mold (T) and Edgeband (K) available with standard (S) or green (G) core options.
 - Knife edge (U) available with green (G) core option only.
- Glides provide 1 1/2"(38mm) leveling adjustment.
- Angled legs standard with graphite foot and glide.
- 36" Round and Pebble tables do not meet knee space clearance requirements.
- Field assembled.
 - Knife edge available with green core option only.

To Order, Specify:

1) Product number, including:

① Top Option:

- L Laminate
- W Wood

② Edge Option:

Laminate:

- T T-mold

Wood:

- K Edgeband
- U Knife* (Green core only)

③ Core Option:

- S Standard
- G Green core, add \$50.00 list

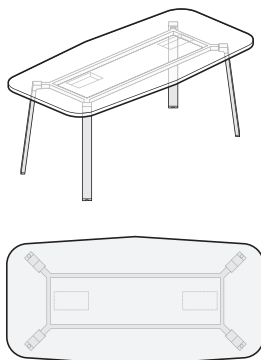
- 2) Laminate or Wood finish color.
- 3) Edge trim color (laminate only).
- 4) Leg trim color.

Note: \$12.00 upcharge list for Metallic and accent trim colors.

Reside Tables — Laminate/Wood

Hex

Depth	Width	Number	①②③④	Laminate A	Laminate B	Wood Group A		Wood Group B		
				T	T	K	U*	K	U*	
36"(914mm)	60"(1524mm)	TKRX-3660-	■ ■ ■ ■	AG4N	\$ 745.25	\$ 802.93	\$1135.62	\$1306.60	\$1204.63	\$1415.78
42"(1067mm)	60"(1524mm)	TKRX-4260-	■ ■ ■ ■	AG4N	859.58	926.53	1309.69	1506.42	1409.60	1650.62
48"(1219mm)	60"(1524mm)	TKRX-4860-	■ ■ ■ ■	AG4N	973.91	1050.13	1483.76	1706.24	1614.57	1885.46
36"(914mm)	72"(1829mm)	TKRX-3672-	■ ■ ■ ■	AG4N	\$ 820.44	\$ 884.14	\$1249.95	\$1438.44	\$1339.31	\$1571.08
42"(1067mm)	72"(1829mm)	TKRX-4272-	■ ■ ■ ■	AG4N	946.10	1019.97	1441.53	1657.83	1564.90	1828.99
48"(1219mm)	72"(1829mm)	TKRX-4872-	■ ■ ■ ■	AG4N	1071.76	1155.81	1632.08	1876.19	1789.29	2085.66
36"(914mm)	96"(2438mm)	TKRX-3696-	■ ■ ■ ■	AG4N	\$1064.55	\$1140.29	\$1620.75	\$1864.86	\$1750.81	\$2044.42
42"(1067mm)	96"(2438mm)	TKRX-4296-	■ ■ ■ ■	AG4N	1228.32	1316.03	1868.98	2150.17	2039.27	2375.25
48"(1219mm)	96"(2438mm)	TKRX-4896-	■ ■ ■ ■	AG4N	1391.06	1490.77	2117.21	2435.48	2327.22	2705.45



TKRX

Features

- Includes top, support beams and four angled legs with attachment hardware.
- Available in:
 - Laminate with T-mold edge.
 - Wood with 3mm edgeband (K) or knife (U) edge.
- Fixed table height is 29"(737mm).
- Core Option:
 - T-mold (T) and Edgeband (K) available with standard (S) or green (G) core options.
 - Knife edge (U) available with green (G) core option only.
- Glides provide 1 1/2"(38mm) leveling adjustment.
- Angled legs standard with graphite foot and glide.
- Legs and support beam trim colors match.
- Hatch Cutout Option includes:
 - No cutout (N)
 - One cutout; right (R) or left (L)
 - Two cutouts (E); right and left
- Field assembled.

Specification Tip

- Hatch wire tray and power and communication cabling are separately specified.
- Knife edge available with green core option only.

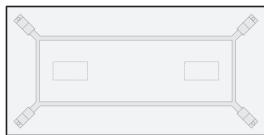
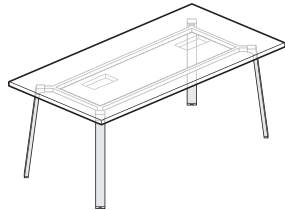
To Order, Specify:

- Product number, including:
 - ① **Top Option:**
 - L Laminate
 - W Wood
 - ② **Edge Option:**
 - Laminate:
 - T T-mold
 - Wood:
 - K Edgeband
 - U Knife (Green core only)
 - ③ **Core Option:**
 - S Standard
 - G Green core, add \$50.00 list
 - ④ **Hatch Cutout Option:**
 - N No Cutout
 - L Cutout – Left, add \$36.00 list
 - R Cutout – Right, add \$36.00 list
 - E Two Cutouts, add \$72.00 list
One left/one right
 - Laminate or Wood finish color.
 - Edge trim color (laminate only).
 - Base trim color.
- Note:** \$12.00 upcharge list for Metallic and accent trim colors.

Reside Tables — Laminate/Wood

Rectangular

Depth	Width	Number	①②③④	Laminate A		Laminate B		Wood Group A		Wood Group B		
				J	F*	J	F*	K	U*	K	U*	
36"(914mm)	60"(1524mm)	TKRA-3660-	■ ■ ■ ■	AG4N	\$ 780.02	\$ 937.61	\$ 837.70	\$ 950.22	\$1188.93	\$1368.15	\$1261.72	\$1473.21
42"(1067mm)	60"(1524mm)	TKRA-4260-	■ ■ ■ ■	AG4N	900.53	1082.33	967.85	1106.51	1372.27	1578.79	1477.69	1721.34
48"(1219mm)	60"(1524mm)	TKRA-4860-	■ ■ ■ ■	AG4N	1021.04	1227.05	1098.00	1262.80	1555.61	1789.43	1693.66	1969.47
36"(914mm)	72"(1829mm)	TKRA-3672-	■ ■ ■ ■	AG4N	\$ 859.33	\$1032.37	\$ 923.35	\$1052.56	\$1309.44	\$1507.20	\$1403.68	\$1637.01
42"(1067mm)	72"(1829mm)	TKRA-4272-	■ ■ ■ ■	AG4N	991.17	1191.51	1065.74	1224.42	1510.29	1737.41	1640.28	1908.19
48"(1219mm)	72"(1829mm)	TKRA-4872-	■ ■ ■ ■	AG4N	1123.01	1348.59	1208.13	1394.06	1710.11	1967.62	1875.66	2179.37
36"(914mm)	96"(2438mm)	TKRA-3696-	■ ■ ■ ■	AG4N	\$1115.80	\$1340.34	\$1192.50	\$1375.69	\$1699.81	\$1956.28	\$1836.95	\$2135.59
42"(1067mm)	96"(2438mm)	TKRA-4296-	■ ■ ■ ■	AG4N	1287.81	1546.35	1376.88	1596.72	1961.43	2257.05	2140.56	2484.29
48"(1219mm)	96"(2438mm)	TKRA-4896-	■ ■ ■ ■	AG4N	1458.79	1752.35	1560.23	1817.26	2220.99	2554.72	2441.54	2829.89



TKRA

Features

- Includes top, beams and four angled legs with attachment hardware.
- Available in:
 - Laminate with 3mm edgeband (J) or knife (F) edge.
 - Wood with 3mm edgeband (K) or knife (U) edge.
- Fixed table height is 29"(737mm).
- Core Option:
 - Edgeband (J or K) available with standard (S) or green (G) core options.
 - Knife edge (F or U) available with green (G) core option only.
- Glides provide 1 1/2"(38mm) leveling adjustment.
- Angled legs standard with graphite foot and glide.
- Legs and support beam trim colors match.
- Hatch Cutout Option includes:
 - No cutout (N)
 - One cutout; right (R) or left (L)
 - Two cutouts (E); right and left
- Field assembled.

Specification Tip

- Hatch wire tray and power and communication cabling are separately specified.
Knife edge available with green core option only.

To Order, Specify:

1) Product number, including:

① Top Option:

- L Laminate
- W Wood

② Edge Option:

Laminate:

- J Edgeband
- F Knife* (Green core only)

Wood:

- K Edgeband
- U Knife* (Green core only)

③ Core Option:

- S Standard
- G Green core, add \$50.00 list

④ Hatch Cutout Option:

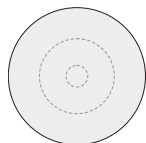
- N No Cutout
- L Cutout – Left, add \$36.00 list
- R Cutout – Right, add \$36.00 list
- E Two Cutouts, add \$72.00 list
One left/one right

- 2) Laminate or Wood finish color.
- 3) Edge trim color (laminate only).
- 4) Base trim color.

Note: \$12.00 upcharge list for Metallic and accent trim colors.

Compose Tables — Laminate

	Diameter	Number ^①	Laminate A		Laminate B	
			T	V	T	V
Round — Disc Base	30"(762mm)	TZRN-3030-L ■ SCZ ■	\$ 989.27	\$1140.47	\$1052.88	\$1204.08
	36"(914mm)	TZRN-3636-L ■ SCZ ■	1006.74	1188.18	1071.78	1253.22
	42"(1067mm)	TZRN-4242-L ■ SCZ ■	1026.47	1238.15	1093.20	1304.88
	48"(1219mm)	TZRN-4848-L ■ SCZ ■	1048.46	1290.38	1117.14	1359.06



TZRN-L

Features

- Includes top and disc base.
- 30"(762mm) and 36"(914mm) includes 21"(533mm) disc base.
- 42"(1067mm) and 48"(1219mm) includes 27"(686mm) disc base.
- Fixed height base: 29 1/4"(743mm).
- Available on RUSH.

To Order, Specify:

T-Mold or Cascade

- 1) Product number, including:

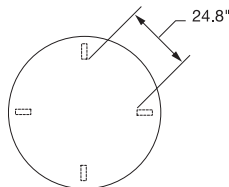
① Edge Option:

- T T-Mold
- V Cascade

- 2) Laminate surface color.
- 3) Edge trim color.
- 4) Base trim color.

Note: \$15.88 Upcharge (list) for Metallic and accent trim colors.

Round — Post Base	48"(1219mm)	TZRN-4848-L ■ SCJG ■	\$1048.46	\$1290.38	\$1117.14	\$1359.06
	60"(1524mm)	TZRN-6060-L ■ SCJG ■	1212.64	1515.04	1286.00	1588.40



TZRN-LG

Features

- Includes top and four post legs with glides.
- Height adjustable- 26"(660mm)-32"(813mm) in 1/2" increments.
- Available on RUSH.

To Order, Specify:

T-Mold or Cascade

- 1) Product number, including:

① Edge Option:

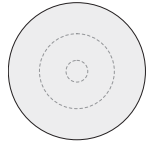
- T T-Mold
- V Cascade

- 2) Laminate surface color.
- 3) Edge trim color.
- 4) Base trim color.

Note: \$15.88 Upcharge (list) for Metallic and accent trim colors.

Compose Tables — Wood

	Diameter	Number ①	Wood Group A K	Group B K	Wood Group A M	Group B M
Round — Disc Base	30"(762mm)	TZRN-3030-W SCZ	\$1721.96	\$1766.49	\$1907.96	\$1963.29
	36"(914mm)	TZRN-3636-W SCZ	1754.39	1800.81	1977.59	2036.97
	42"(1067mm)	TZRN-4242-W SCZ	1791.80	1840.41	2052.20	2115.93
	48"(1219mm)	TZRN-4848-W SCZ	1834.19	1885.29	2131.79	2200.17



TZRN-W

Features

- Includes top and disc base.
- 30"(762mm) and 36"(914mm) includes 21"(533mm) disc base.
- 42"(1067mm) and 48"(1219mm) includes 27"(686mm) disc base.
- Fixed height base: 29 1/4".

To Order, Specify:

Wood Edgeband or Wood Cascade

- 1) Product number, including:

① **Edge Option:**

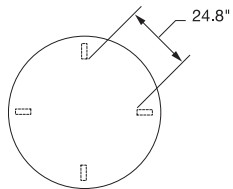
- K Wood Edgeband
- M Wood Cascade

- 2) Wood finish color.

- 3) Base trim color.

Note: \$15.88 Upcharge (list) for Metallic and accent trim colors.

Round — Post Base	48"(1219mm)	TZRN-4848-W SCJG	\$1834.19	\$1885.29	\$2131.79	\$2200.17
--------------------------	-------------	------------------	-----------	-----------	-----------	-----------



TZRN-WG

Features

- Includes top and four post legs with glides.
- Height adjustable- 26"(660mm)-32"(813mm) in 1/2" increments.

To Order, Specify:

Wood Edgeband or Wood Cascade

- 1) Product number, including:

① **Edge Option:**

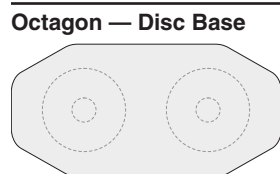
- K Wood Edgeband
- M Wood Cascade

- 2) Wood finish color.

- 3) Base trim color.

Note: \$15.88 Upcharge (list) for Metallic and accent trim colors.

Compose Tables — Laminate/Wood



TZRG-L

Width	Length	Number ①	Laminate A		Laminate B	
			T	V	T	V
Laminate						
36"(914mm)	72"(1829mm)	TZRG-3672-L SCZ	\$2047.55	\$2396.97	\$2211.35	\$2560.77
42"(1067mm)	84"(2134mm)	TZRG-4284-L SCZ	2104.30	2453.72	2272.65	2622.07
48"(1219mm)	96"(2438mm)	TZRG-4896-L SCZ	2161.05	2510.47	2333.95	2683.37

Features

- Includes top and disc bases.
- 72"(1829mm) includes two 21"(533mm) disc bases.
- 84"(2134mm) and 96"(2438mm) include two 27"(686mm) disc bases.
- Fixed height base: 29 1/4"(743mm).
- Available on RUSH.

To Order, Specify:

T-Mold or Cascade

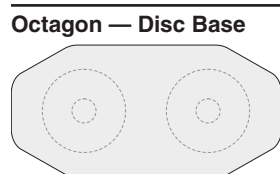
- 1) Product number, including:

① Edge Option:

- T** T-Mold
- V** Cascade

- 2) Laminate surface color.
- 3) Edge trim color.
- 4) Base trim color.

Note: \$15.88 Upcharge (list) for Metallic and accent trim colors.



TZRG-W

Width	Length	Number ①	Wood Group A		Wood Group B	
			K	M	K	M
Wood						
36"(914mm)	72"(1829mm)	TZRG-3672-W SCZ	\$3582.10	\$3653.21	\$3938.20	\$4009.31
42"(1067mm)	84"(2134mm)	TZRG-4284-W SCZ	3638.85	3713.36	3994.95	4069.46
48"(1219mm)	96"(2438mm)	TZRG-4896-W SCZ	3695.60	3773.51	4051.70	4129.61

Features

- Includes top and disc bases.
- 72"(1829mm) includes two 21"(533mm) disc bases.
- 84"(2134mm) and 96"(2438mm) include two 27"(686mm) disc bases.
- Fixed height base: 29 1/4"(743mm).

To Order, Specify:

Wood Edgeband or Wood Cascade

- 1) Product number, including:

① Edge Option:

- K** Wood Edgeband
- M** Wood Cascade

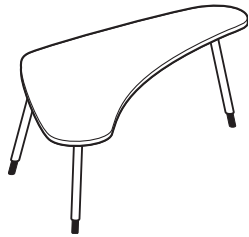
- 2) Wood finish color.
- 3) Base trim color.

Note: \$15.88 Upcharge (list) for Metallic and accent trim colors.

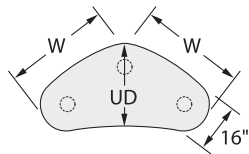
PREMISE Tri Tables — Concentrative

120° with Glides or Casters

User Depth	Width	T-Mold Edge Number	Laminate		Cascade Edge Number	Laminate A		Laminate B	
			A	B		Cascade A	Cascade B	Cascade A	Cascade B
26"(660mm)	36"(914mm)	NCTO-36-LFG	\$1216.68	\$1301.16	NCTO-36-LVG	\$1262.76	\$1320.91	\$1347.24	\$1405.39
28"(711mm)	42"(1067mm)	NCTO-42-LFG	1264.95	1353.82	NCTO-42-LVG	1311.03	1369.18	1399.90	1458.05
30"(762mm)	48"(1219mm)	NCTO-48-LFG	1313.22	1402.09	NCTO-48-LVG	1359.30	1417.45	1448.17	1506.32
34"(864mm)	60"(1524mm)	NCTO-60-LFG	1409.76	1498.63	NCTO-60-LVG	1455.84	1513.99	1544.71	1602.86



NCTO-LFG
NCTO-LVG



Features

- Includes worksurface, three angled legs with sleeved glides, and mounting hardware.
- Laminate surface with T-mold edge or cascade vinyl edge (solid or translucent).
- 6"(152mm) adjustment range allows table heights from 26"(660mm) to 32"(813mm).
- 16"(406mm) dimension applies to all table widths.
- Shipped unassembled.

■ Available on RUSH.

To Order, Specify:

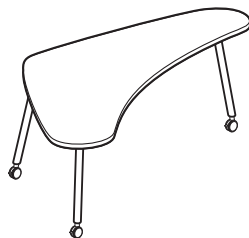
- 1) Product number.
- 2) Laminate color for surface.
- 3) Edge trim color.
- 4) Leg/upper leg sleeve(s) trim color.

Note: Upcharge (list) for Metallic and accent trim colors.
Legs = **\$23.04**.

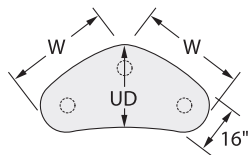
Specification Tips

- Tables are predrilled to accommodate stand alone worktop mounted screens.
- Does not accept AKP.
- Worksurface reinforcement channel is shipped with 48"(1219mm) and 60"(1524mm) wide tables.
- Specify trim color for upper leg sleeves. Lower sleeves are standard in black finish color only.

26"(660mm)	36"(914mm)	NCTO-36-LFM	\$1353.82	\$1438.30	NCTO-36-LVM	\$1399.90	\$1458.05	\$1484.38	\$1542.53
28"(711mm)	42"(1067mm)	NCTO-42-LFM	1402.09	1490.96	NCTO-42-LVM	1448.17	1506.32	1537.04	1595.19
30"(762mm)	48"(1219mm)	NCTO-48-LFM	1450.36	1539.23	NCTO-48-LVM	1496.44	1554.59	1585.31	1643.46
40"(1016mm)	60"(1524mm)	NCTO-60-LFM	1546.90	1635.77	NCTO-60-LVM	1592.98	1651.13	1681.85	1740.00



NCTO-LFM
NCTO-LVM



Features

- Includes worksurface, three angled legs, two with locking casters, and mounting hardware.
- Laminate surface with T-mold edge or cascade vinyl edge (solid or translucent).
- 5"(127mm) adjustment range allows table heights from 27"(686mm) to 32"(813mm) in 1"(25mm) increments.
- 16"(406mm) dimension applies to all table widths.
- Shipped unassembled.

■ Available on RUSH.

To Order, Specify:

- 1) Product number.
- 2) Laminate color for surface.
- 3) Edge trim color.
- 4) Leg/upper leg sleeve(s) trim color.

Note: Upcharge (list) for Metallic and accent trim colors.
Legs = **\$23.04**.

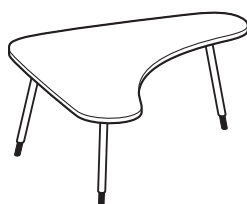
Specification Tips

- Tables are predrilled to accommodate stand alone worktop mounted screens.
- Does not accept AKP.
- Worksurface reinforcement channel is shipped with 48"(1219mm) wide tables.
- Specify trim color for upper leg sleeves. Lower sleeves and casters are standard in black finish color only.

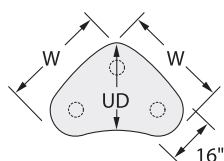
PREMISE Tri Tables — Concentrative

90° with Glides or Casters

User Depth	Width	T-Mold Edge Number	Laminate		Cascade Edge Number	Laminate A		Laminate B	
			A	B		Cascade A	Cascade B	Cascade A	Cascade B
28"(711mm)	36"(914mm)	NCTN-36-LFG	\$1166.22	\$1250.70	NCTN-36-LVG	\$1212.30	\$1270.45	\$1296.78	\$1354.93
31"(787mm)	42"(1067mm)	NCTN-42-LFG	1214.49	1303.36	NCTN-42-LVG	1260.57	1318.72	1349.44	1407.59
34"(864mm)	48"(1219mm)	NCTN-48-LFG	1262.76	1351.63	NCTN-48-LVG	1308.84	1366.99	1397.71	1455.86
40"(1016mm)	60"(1524mm)	NCTN-60-LFG	1359.30	1448.17	NCTN-60-LVG	1405.38	1463.53	1494.25	1552.40



NCTN-LFG
NCTN-LVG



Features

- Includes worksurface, three angled legs with sleeved glides, and mounting hardware.
- Laminate surface with T-mold edge or cascade vinyl edge (solid or translucent).
- 6"(152mm) adjustment range allows table heights from 26"(660mm) to 32"(813mm).
- 16"(406mm) dimension applies to all table widths.
- Shipped unassembled.

■ Available on RUSH.

To Order, Specify:

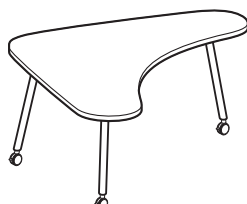
- 1) Product number.
- 2) Laminate color for surface.
- 3) Edge trim color.
- 4) Leg/upper leg sleeve(s) trim color.

Note: Upcharge (list) for Metallic and accent trim colors.
Legs = **\$23.04**.

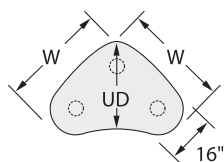
Specification Tips

- Tables are predrilled to accommodate stand alone worktop mounted screens.
- AKPs can be mounted on 48"(1219mm) and 60"(1524mm) wide tables.
- Specify trim color for upper leg sleeves. Lower sleeves are standard in black finish color only.

28"(711mm)	36"(914mm)	NCTN-36-LFM	\$1303.36	\$1387.84	NCTN-36-LVM	\$1349.44	\$1407.59	\$1433.92	\$1492.07
31"(787mm)	42"(1067mm)	NCTN-42-LFM	1351.63	1440.50	NCTN-42-LVM	1397.71	1455.86	1486.58	1544.73
34"(864mm)	48"(1219mm)	NCTN-48-LFM	1399.90	1488.77	NCTN-48-LVM	1445.98	1504.13	1534.85	1593.00
40"(1016mm)	60"(1524mm)	NCTN-60-LFM	1496.44	1585.31	NCTN-60-LVM	1542.52	1600.67	1631.39	1689.54



NCTN-LFM
NCTN-LVM



Features

- Includes worksurface, three angled legs, two with locking casters, and mounting hardware.
- Laminate surface with T-mold edge or cascade vinyl edge (solid or translucent).
- 5"(127mm) adjustment range allows table heights from 27"(686mm) to 32"(813mm) in 1"(25mm) increments.
- 16"(406mm) dimension applies to all table widths.
- Shipped unassembled.

■ Available on RUSH.

To Order, Specify:

- 1) Product number.
- 2) Laminate color for surface.
- 3) Edge trim color.
- 4) Leg/upper leg sleeve(s) trim color.

Note: Upcharge (list) for Metallic and accent trim colors.
Legs = **\$23.04**.

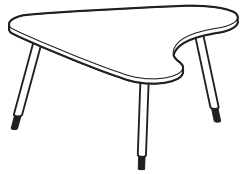
Specification Tips

- Tables are predrilled to accommodate stand alone worktop mounted screens.
- AKPs can be mounted on 48"(1219mm) and 60"(1524mm) wide tables.
- Specify trim color for upper leg sleeves. Lower sleeves and casters are standard in black finish color only.

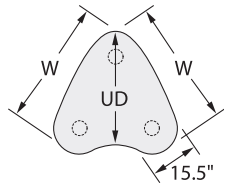
PREMISE Tri Tables — Concentrative

60° with Glides or Casters

User Depth	Width	T-Mold Edge Number	Laminate		Cascade Edge Number	Laminate A		Laminate B	
			A	B		Cascade A	Cascade B	Cascade A	Cascade B
42"(1067mm)	48"(1219mm)	NCTT-48-LFG	\$1154.14	\$1243.01	NCTT-48-LVG	\$1200.22	\$1258.37	\$1289.09	\$1347.24
52"(1321mm)	60"(1524mm)	NCTT-60-LFG	1250.68	1339.55	NCTT-60-LVG	1296.76	1354.91	1385.63	1443.78



NCTT-LFG
NCTT-LVG



Features

- Includes worksurface, three angled legs with sleeved glides, and mounting hardware.
- Laminate surface with T-mold edge or cascade vinyl edge (solid or translucent).
- 6"(152mm) adjustment range allows table heights from 26"(660mm) to 32"(813mm).
- 15 1/2"(394mm) dimension applies to all table widths.
- Shipped unassembled.

◆ Available on RUSH.

Specification Tips

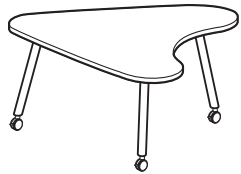
- Tables are predrilled to accommodate stand alone worktop mounted screens.
- AKPs can be mounted on tables.
- Specify trim color for upper leg sleeves. Lower sleeves are standard in black finish color only.

To Order, Specify:

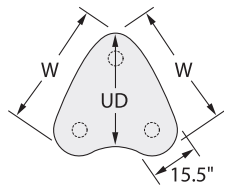
- 1) Product number.
- 2) Laminate color for surface.
- 3) Edge trim color.
- 4) Leg/upper leg sleeve(s) trim color.

Note: Upcharge (list) for Metallic and accent trim colors.
Legs = **\$23.04**.

42"(1067mm)	48"(1219mm)	NCTT-48-LFM	\$1291.28	\$1380.15	NCTT-48-LVM	\$1337.36	\$1395.51	\$1426.23	\$1484.38
52"(1321mm)	60"(1524mm)	NCTT-60-LFM	1387.82	1476.69	NCTT-60-LVM	1433.90	1492.05	1522.77	1580.92



NCTT-LFM
NCTT-LVM



Features

- Includes worksurface, three angled legs, two with locking casters, and mounting hardware.
- Laminate surface with T-mold edge or cascade vinyl edge (solid or translucent).
- 5"(127mm) adjustment range allows table heights from 27"(686mm) to 32"(813mm) in 1"(25mm) increments.
- 15 1/2"(394mm) dimension applies to all table widths.
- Shipped unassembled.

◆ Available on RUSH.

Specification Tips

- Tables are predrilled to accommodate stand alone worktop mounted screens.
- AKPs can be mounted on tables.
- Specify trim color for upper leg sleeves. Lower sleeves and casters are standard in black finish color only.

To Order, Specify:

- 1) Product number.
- 2) Laminate color for surface.
- 3) Edge trim color.
- 4) Leg/upper leg sleeve(s) trim color.

Note: Upcharge (list) for Metallic and accent trim colors.
Legs = **\$23.04**.

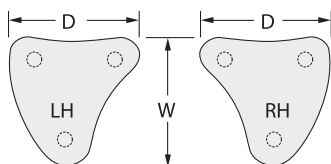
PREMISE Tri Tables — Collaborative

Collaborative with Glides or Casters

User Depth	Width	T-Mold Edge Number	①	Laminate		Cascade Edge Number	①	Laminate A		Laminate B	
				A	B			Cascade A	Cascade B	Cascade A	Cascade B
42"(1067mm)	36"(914mm)	NCTC-36-LFGN	◆	\$1046.63	\$1130.36	NCTC-36-LVGN	◆	\$1093.81	\$1151.96	\$1177.54	\$1235.69
	42"(1067mm)	NCTC-42-LFG	◆	1092.72	1179.17	NCTC-42-LVG	◆	1139.90	1207.74	1226.35	1294.19
	48"(1219mm)	NCTC-48-LFG	◆	1126.74	1215.91	NCTC-48-LVG	◆	1173.92	1251.45	1263.09	1340.62
44"(1118mm)	60"(1524mm)	NCTC-60-LFG	◆	\$1209.05	\$1304.80	NCTC-60-LVG	◆	\$1256.23	\$1353.14	\$1351.98	\$1448.89



NCTC-LFG
NCTC-LVG



Features

- Includes worksurface, three angled legs with sleeved glides, and mounting hardware.
- Laminate surface with T-mold edge or cascade vinyl edge (solid or translucent).
- 6"(152mm) adjustment range allows table heights from 26"(660mm) to 32"(813mm).
- Shipped unassembled.
- ◆ Available on RUSH.

Specification Tips

- 36"(914mm) width table is non-handed. All other sizes require left-hand or right-hand specification.
- Tables are predrilled to accommodate stand alone worktop mounted screens without modesty.
- AKPs can be mounted on 48"(1219mm) and 60"(1524mm) wide tables.
- Specify trim color for upper leg sleeves. Lower sleeves are standard in black finish color only.

To Order, Specify:

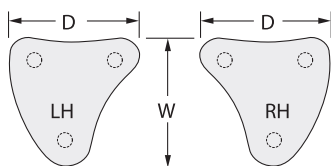
- 1) Product number, including:
 - ① **Worksurface Orientation:**
 - L Left-hand
 - R Right-hand
- 2) Laminate color for surface.
- 3) Edge trim color.
- 4) Leg/upper leg sleeve(s) trim color.

Note: Upcharge (list) for Metallic and accent trim colors.
Legs = **\$23.04**.

42"(1067mm)	36"(914mm)	NCTC-36-LFMN	◆	\$1184.86	\$1268.59	NCTC-36-LVMN	◆	\$1232.04	\$1290.19	\$1315.77	\$1373.92
	42"(1067mm)	NCTC-42-LFM	◆	1230.95	1317.40	NCTC-42-LVM	◆	1278.13	1345.97	1364.58	1432.42
	48"(1219mm)	NCTC-48-LFM	◆	1264.97	1354.14	NCTC-48-LVM	◆	1312.15	1389.68	1401.32	1478.85
44"(1118mm)	60"(1524mm)	NCTC-60-LFM	◆	\$1347.28	\$1443.03	NCTC-60-LVM	◆	\$1394.46	\$1491.37	\$1490.21	\$1587.12



NCTC-LFM
NCTC-LVM



Features

- Includes worksurface, three angled legs, two with locking casters, and mounting hardware.
- Laminate surface with T-mold edge or cascade vinyl edge (solid or translucent).
- 5"(127mm) adjustment range allows table heights from 26"(660mm) to 32"(813mm) in 1"(25mm) increments.
- Shipped unassembled.
- ◆ Available on RUSH.

Specification Tips

- 36"(914mm) width table is non-handed. All other sizes require left-hand or right-hand specification.
- Tables are predrilled to accommodate stand alone worktop mounted screens without modesty.
- AKPs can be mounted on 48"(1219mm) and 60"(1524mm) wide tables.
- Specify trim color for upper leg sleeves. Lower sleeves and casters are standard in black finish color only.

To Order, Specify:

- 1) Product number, including:
 - ① **Worksurface Orientation:**
 - L Left-hand configuration
 - R Right-hand configuration
- 2) Laminate color for surface.
- 3) Edge trim color.
- 4) Leg/upper leg sleeve(s) trim color.

Note: Upcharge (list) for Metallic and accent trim colors.
Legs = **\$23.04**.

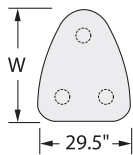
PREMISE Tri Tables — Transactional

Symmetric with Glides or Casters

Width	T-Mold Edge Number	Laminate A		Cascade Edge Number	Laminate A Cascade A		Laminate B Cascade A	
		A	B		Cascade B	Cascade A	Cascade B	
36"(914mm)	NCTY-36-LFG	\$ 952.25	\$1013.98	NCTY-36-LVG	\$ 999.65	\$1047.06	\$1061.38	\$1108.79
42"(1067mm)	NCTY-42-LFG	1000.25	1061.98	NCTY-42-LVG	1047.65	1095.06	1109.38	1156.79
48"(1219mm)	NCTY-48-LFG	1048.25	1109.98	NCTY-48-LVG	1095.65	1143.06	1157.38	1204.79
60"(1524mm)	NCTY-60-LFG	1144.25	1205.98	NCTY-60-LVG	1191.65	1239.06	1253.38	1300.79



NCTY-LFG
NCTY-LVG



Features

- Includes worksurface, three angled legs with sleeved glides, and mounting hardware.
- Laminate surface with T-mold edge or cascade vinyl edge (solid or translucent).
- 6"(152mm) adjustment range allows table heights from 26"(660mm) to 32"(813mm).
- Shipped unassembled.
- ◆ Available on RUSH.

To Order, Specify:

- 1) Product number.
- 2) Laminate color for surface.
- 3) Edge trim color.
- 4) Leg/upper leg sleeve(s) trim color.

Note: Upcharge (list) for Metallic and accent trim color.
Legs = **\$23.04**.

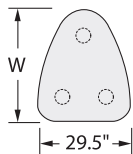
Specification Tips

- Tables are predrilled to accommodate stand alone worktop mounted screens without modesty.
- Does not accept AKP.
- Specify trim color for upper leg sleeves. Lower sleeves are standard in black finish color only.

36"(914mm)	NCTY-36-LFM	\$1091.15	\$1152.88	NCTY-36-LVM	\$1138.55	\$1185.96	\$1200.28	\$1247.69
42"(1067mm)	NCTY-42-LFM	1139.15	1200.88	NCTY-42-LVM	1186.55	1233.96	1248.28	1295.69
48"(1219mm)	NCTY-48-LFM	1187.15	1248.88	NCTY-48-LVM	1234.55	1281.96	1296.28	1343.69
60"(1524mm)	NCTY-60-LFM	1283.15	1344.88	NCTY-60-LVM	1330.55	1377.96	1392.28	1439.69



NCTY-LFM
NCTY-LVM



Features

- Includes worksurface, three angled legs, two with locking casters, and mounting hardware.
- Laminate surface with T-mold edge or cascade vinyl edge (solid or translucent).
- 5"(127mm) adjustment range allows table heights from 27"(686mm) to 32"(813mm) in 1"(25mm) increments.
- Shipped unassembled.
- ◆ Available on RUSH.

To Order, Specify:

- 1) Product number.
- 2) Laminate color for surface.
- 3) Edge trim color.
- 4) Leg/upper leg sleeve(s) trim color.

Note: Upcharge (list) for Metallic and accent trim colors.
Legs = **\$23.04**.

Specification Tips

- Tables are predrilled to accommodate stand alone worktop mounted screens without modesty.
- Does not accept AKP.
- Specify trim color for upper leg sleeves. Lower sleeves and casters are standard in black finish color only.

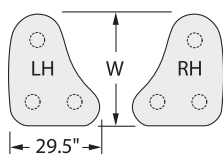
PREMISE Tri Tables — Transactional

Asymmetric with Glides or Casters

Width	T-Mold Edge Number ①	Laminate A	B	Cascade Edge Number ①	Laminate A Cascade A	Cascade B	Laminate B Cascade A	Cascade B
36"(914mm)	NCTA-36-LFG	\$1110.27	\$1199.09	NCTA-36-LVG	\$1157.45	\$1215.60	\$1246.27	\$1304.42
42"(1067mm)	NCTA-42-LFG	1154.27	1246.61	NCTA-42-LVG	1201.45	1269.29	1293.79	1361.63
48"(1219mm)	NCTA-48-LFG	1198.27	1294.13	NCTA-48-LVG	1245.45	1322.98	1341.31	1418.84
60"(1524mm)	NCTA-60-LFG	1286.27	1389.17	NCTA-60-LVG	1333.45	1430.36	1436.35	1533.26



NCTA-LFG
NCTA-LVG



Features

- Includes worksurface, three angled legs with sleeved glides, and mounting hardware.
- Laminate surface with T-mold edge or cascade vinyl edge (solid or translucent).
- 6"(152mm) adjustment range allows table heights from 26"(660mm) to 32"(813mm).
- Shipped unassembled.
- ◆ Available on RUSH.

Specification Tips

- Tables are predrilled to accommodate stand alone worktop mounted screens without modesty.
- Does not accept AKP.
- Specify trim color for upper leg sleeves. Lower sleeves are standard in black finish color only.

To Order, Specify:

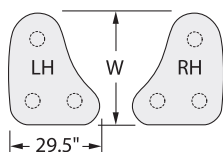
- 1) Product number, including:
 - ① **Worksurface Orientation:**
 - L Left-hand configuration
 - R Right-hand configuration
- 2) Laminate color for surface.
- 3) Edge trim color.
- 4) Leg/upper leg sleeve(s) trim color.

Note: Upcharge (list) for Metallic and accent trim colors.
Legs = **\$23.04**.

36"(914mm)	NCTA-36-LFM	\$1248.50	\$1337.32	NCTA-36-LVM	\$1295.68	\$1353.83	\$1384.50	\$1442.65
42"(1067mm)	NCTA-42-LFM	1292.50	1384.84	NCTA-42-LVM	1339.68	1407.52	1432.02	1499.86
48"(1219mm)	NCTA-48-LFM	1336.50	1432.36	NCTA-48-LVM	1383.68	1461.21	1479.54	1557.07
60"(1524mm)	NCTA-60-LFM	1424.50	1527.40	NCTA-60-LVM	1471.68	1568.59	1574.58	1671.49



NCTA-LFM
NCTA-LVM



Features

- Includes worksurface, three angled legs, two with locking casters, and mounting hardware.
- Laminate surface with T-mold edge or cascade vinyl edge (solid or translucent).
- 5"(127mm) adjustment range allows table heights from 27"(686mm) to 32"(813mm) in 1"(25mm) increments.
- Shipped unassembled.
- ◆ Available on RUSH.

Specification Tips

- Tables are predrilled to accommodate stand alone worktop mounted screens without modesty.
- Does not accept AKP.
- Specify trim color for upper leg sleeves. Lower sleeves and casters are standard in black finish color only.

To Order, Specify:

- 1) Product number, including:
 - ① **Worksurface Orientation:**
 - L Left-hand configuration
 - R Right-hand configuration
- 2) Laminate color for surface.
- 3) Edge trim color.
- 4) Leg/upper leg sleeve(s) trim color.

Note: Upcharge (list) for Metallic and accent trim colors.
Legs = **\$23.04**.

PREMISE Round/Rectangular

Round or Rectangular — Laminate or Wood Top



NCCL
NCCW

Height	Diameter	Laminate Top Number	Laminate A	Laminate B	Wood Top Number	Wood Group A	Group B
29"(737mm)	35 3/4"(908mm)	NCCL-36	\$720.97	\$ 782.70	NCCW-36	\$1265.21	\$1298.11
	41 3/4"(1060mm)	NCCL-42	798.80	863.12	NCCW-42	1406.26	1447.62
	47 3/4"(1213mm)	NCCL-48	949.17	1030.63	NCCW-48	1678.49	1736.07

Features

- Laminate top with T-mold edge; wood veneer top and 3mm edge.
- Self adjusting glides.
- Column is 2 1/4"(57mm) thick.
- ◆ Available on RUSH.

To Order, Specify:

Laminate Top Table

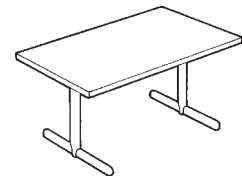
- 1) Product number.
- 2) Laminate color for top.
- 3) Edge trim color.
- 4) Trim color for base and column.

Wood Top Table

- 1) Product number.
- 2) Wood finish for top and edge.
- 3) Trim color for base and column.

Note: Upcharge (list) for Metallic and accent trim colors.
Base and column = **\$17.64.**

Rectangular — Laminate or Wood Top



NCRL
NCRW

Height	Depth	Diameter	Laminate Top Number	Laminate A	Laminate B	Wood Top Number	Wood Group A	Group B
29"(737mm)	30"(762mm)	60"(1524mm)	NCRL-3060	\$1051.56	\$1051.56	NCRW-3060	\$1800.67	\$1848.93
		72"(1829mm)	NCRL-3072	1114.58	1120.88	NCRW-3072	1961.57	2019.43
29"(737mm)	36"(914mm)	72"(1829mm)	NCRL-3672	\$1184.66	\$1198.52	NCRW-3672	\$2126.93	\$2194.63

Features

- Laminate top with T-mold edge; wood veneer top and 3mm edge.
- Self-adjusting glides.
- NCRL-3060 clearance from edge of table to center of column is 15"(381mm).
- Column is 2 1/4"(57mm) thick.
- ◆ Available on RUSH.

To Order, Specify:

Laminate Top Table

- 1) Product number.
- 2) Laminate color for top.
- 3) Edge trim color.
- 4) Trim color for base and column.

Wood Top Table

- 1) Product number.
- 2) Wood finish for top and edge.
- 3) Trim color for base and column.

Note: Upcharge (list) for Metallic accent and trim colors.
Base and column = **\$17.64.**

Note: Separately specified worksurface reinforcement channels provide additional support for laminate or wood worksurfaces with 54"(1372mm) spans that are heavily loaded and not otherwise supported by mid-span cantilevers, worksurface supports, legs, or under-worksurface storage.

PREMISE Teardrop/Bean/Bend

	Height	Depth	Width	Glides/Casters	Number	Laminate A	B
Teardrop — Laminate Top	29"(737mm)	24"(610mm)	33 1/2"(851mm)	Glides	NCOL-24	\$ 890.74	\$ 958.13
		30"(762mm)	42"(1067mm)	Glides	NCOL-30	1072.64	1146.14
	29"(737mm)	24"(610mm)	33 1/2"(851mm)	Casters	NCOL-24-C	\$ 890.74	\$ 958.13
		30"(762mm)	42"(1067mm)	Casters	NCOL-30-C	1072.64	1146.14



NCOL



NCOL-C

Features

- Laminate top with 3mm edgeband.
- Self-adjusting glides or dual-wheel hard casters.
- Straight edges are 24"(610mm) and 30"(762mm) respectively, and are designed to pull up to the end of a 24"(610mm) or 30"(762mm) deep worksurface.

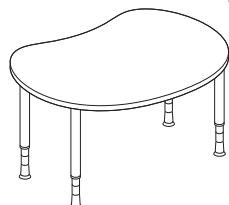
To Order, Specify:

- 1) Product number.
- 2) Laminate color for top.
- 3) Edge trim color.
- 4) Trim color for base, column and casters.

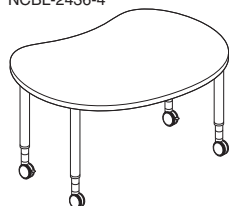
Notes: Casters will be charcoal when Metallic trim color is ordered.

Upcharge (list) for Metallic and accent trim colors.
Base and column = \$17.64.

Bean — Laminate Top	27"-31" (686mm-787mm)	24"(610mm)	36"(914mm)	Glides	NCBL-2436-4	\$ 895.15	\$ 956.88
			48"(1219mm)	Glides	NCBL-2448-4	1035.15	1096.88
	27"-31" (686mm-787mm)	24"(610mm)	36"(914mm)	Casters	NCBL-2436-4C	\$ 895.15	\$ 956.88
			48"(1219mm)	Casters	NCBL-2448-4C	1035.15	1096.88



NCBL-2436-4



NCBL-2436-4C

Features

- Includes top, legs, and mounting hardware.
- Laminate top with T-mold edge.
- 4"(102mm) glide or caster adjustment range allows worktop heights from 27"(686mm) to 31"(787mm).
- Available with glides or casters (two locking, two non-locking).
- Legs standard in charcoal finish color only.
- Shipped unassembled.


To Order, Specify:

- 1) Product number.
- 2) Laminate color for top.
- 3) Edge trim color.

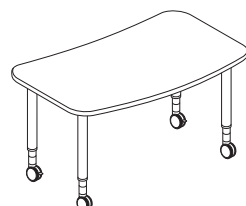
Specification Tip

- Does not accept AKP.

Bend — Laminate Top	27"-31" (686mm-787mm)	32"(813mm)	42"(1067mm)	Glides	NCDL-3242-4	\$1007.59	\$1069.32
		33"(838mm)	56"(1422mm)	Glides	NCDL-3356-4	1127.75	1189.48
	27"-31" (686mm-787mm)	32"(813mm)	42"(1067mm)	Casters	NCDL-3242-4C	\$1007.59	\$1069.32
		33"(838mm)	56"(1422mm)	Casters	NCDL-3356-4C	1127.75	1189.48



NCDL-3242-4



NCDL-3242-4C

Features

- Includes top, legs, and mounting hardware.
- Laminate top with T-mold edge.
- 4"(102mm) glide or caster adjustment range allows worktop heights from 27"(686mm) to 31"(787mm).
- Available with glides or casters (two locking, two non-locking).
- Legs standard in charcoal finish color only.
- Shipped unassembled.

To Order, Specify:

- 1) Product number.
- 2) Laminate color for top.
- 3) Edge trim color.

Specification Tip

- Does not accept AKP.

UniGroup Tables

	Height	Depth	Width	Number	Laminate A	B
Square Table — Laminate	29"(737mm)	24"(610mm)	24"(610mm)	TPPS-2424	\$639.68	\$676.24
		30"(762mm)	30"(762mm)	TPPS-3030	676.13	714.85
		36"(914mm)	36"(914mm)	TPPS-3636	720.68	762.04



TPPS

Features

- Laminate top with T-mold edge.
- Pedestal base is available in trim colors.
- Self-adjusting glides.

To Order, Specify:

- 1) Product number.
- 2) Laminate surface color.
- 3) Edge trim color.
- 4) Base trim color.

Round Table — Laminate	29"(737mm)	30"(762mm)		TPPR-30	\$621.43	\$684.93
		36"(914mm)		TPPR-36	697.41	760.91
		42"(1067mm)		TPPR-42	773.39	836.89
		48"(1219mm)		TPPR-48	927.61	991.11



TPPR

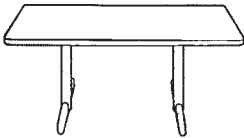
Features

- Laminate top with T-mold edge.
- Pedestal base is available in trim colors.
- Self-adjusting glides.
- ◆ Available on RUSH.

To Order, Specify:

- 1) Product number.
- 2) Laminate surface color.
- 3) Edge trim color.
- 4) Base trim color.

Rectangular Table — Laminate	29"(737mm)	30"(762mm)	54"(1372mm)	TPCR-3054	\$ 972.51	\$1040.94
			60"(1524mm)	TPCR-3060	1006.06	1076.54
			72"(1829mm)	TPCR-3072	1073.16	1147.74
	29"(737mm)	36"(914mm)	72"(1829mm)	TPCR-3672	\$1153.68	\$1233.18



TPCR

Features

- Laminate top with T-mold edge.
- Bases are available in trim colors.
- Self-adjusting glides.

To Order, Specify:

- 1) Product number.
- 2) Laminate surface color.
- 3) Edge trim color.
- 4) Base trim color.

Oval Table — Laminate	29"(737mm)	30"(762mm)	60"(1524mm)	TPC0-3060	\$1037.61	\$1101.11
			72"(1829mm)	TPC0-3072	1131.73	1195.23
	29"(737mm)	36"(914mm)	60"(1524mm)	TPC0-3660	\$1136.27	\$1199.77
			72"(1829mm)	TPC0-3672	1230.39	1293.89



TPC0

Features

- Laminate top with T-mold edge.
- Bases are available in trim colors.
- Self-adjusting glides.

To Order, Specify:

- 1) Product number.
- 2) Laminate surface color.
- 3) Edge trim color.
- 4) Base trim color.

UniGroup Tables

C-Leg Table — Laminate



HTCT-T
HTCW-T

Height	Depth	Width	Number	Laminate	
				A	B
26"(660mm)	24"(610mm)	36"(914mm)	HTCT-2436-T	\$ 716.79	\$ 771.36
		48"(1219mm)	HTCT-2448-T	861.24	927.33
		60"(1524mm)	HTCT-2460-T	973.59	1048.64
26"(660mm)	30"(762mm)	36"(914mm)	HTCT-3036-T	\$ 813.09	\$ 875.34
		48"(1219mm)	HTCT-3048-T	973.59	1048.64
		60"(1524mm)	HTCT-3060-T	1134.09	1221.94
29"(737mm)	24"(610mm)	36"(914mm)	HTCW-2436-T	\$ 861.24	\$ 939.35
		48"(1219mm)	HTCW-2448-T	1005.69	1095.32
		60"(1524mm)	HTCW-2460-T	1118.04	1216.63
29"(737mm)	30"(762mm)	36"(914mm)	HTCW-3036-T	\$ 957.54	\$1043.33
		48"(1219mm)	HTCW-3048-T	1118.04	1216.63
		60"(1524mm)	HTCW-3060-T	1278.54	1389.93

Features

- Two heights, 26"(660mm) machine height and 29"(737mm) desk height.
- Laminate top with T-mold edge.
- Base and modesty panel are available in trim colors.
- Tables feature 1/4-height modesty panels.
- C-Leg design permits free leg swing.
- Tables 48"(1219mm) and wider will accommodate a pencil drawer but not drawer pedestals.
- 24"(610mm) deep tables will not accommodate an adjustable keyboard pad.
- ◆ Available on RUSH.

To Order, Specify:

- 1) Product number.
- 2) Laminate surface color.
- 3) Edge trim color.
- 4) Base trim color.

Reside Table Finishes

Preferred Finishes

These surface materials were selected to support the design intent of the products.

	Table Surface	Edge Trim	Base Trim
Textured Paint – Grade A			
Cement			TR-TY
Grout			TR-TG
Pitch			TR-TF
Plaster			TR-TW
Accent Paint – Grade B			
Accent Blue			TR-1C
Accent Green			TR-1D
Accent Orange			TR-1E
Accent Red			TR-1F
Metallic Paint – Grade B			
Champagne			TR-MC
Gunmetal			TR-MG
Silver			TR-LE
Laminate - Solid – Grade A			
Linen	H-WL	HP-WL	
Platinum	H-3P	HP-3P	
Putty	H-AA	HP-AA	
Laminate - Premium Wood Grain – Grade B			
Brazilwood	H-KA	HP-KA	
Colombian Walnut	H-KG	HP-KG	
New Age Oak	H-KC	HP-KC	
River Cherry	H-KD	HP-KD	
Sanara	H-KE	HP-KE	
Williamsburg Cherry	H-KF	HP-KF	

Legacy Finishes

These surface materials are additional finishes available on the products

	Table Surface	Edge Trim	Base Trim
Paint – Grade A			
Beige			TR-R
Chalk			TR-AK
Charcoal			TR-K
Graphite			TR-J
Gray Tone			TR-G
Putty			TR-AA
Smoke			TR-E
Laminate - Solid – Grade A			
Beige	H-34	HP-34	
Chalk	H-AK	HP-AK	
Charcoal	H-8J	HP-8J	
Graphite	H-3J	HP-3J	
Gray Tone	H-62	HP-62	
Smoke	H-3E	HP-3E	
Laminate - Wood Grain – Grade A			
Maple	H-AE	HP-AE	
Amber Cherry	H-AM	HP-AM	
Laminate - Patterned – Grade A			
Barley Grain	H-DH		
Oats Grain	H-DA		
Wheat Grain	H-DE		
Owl Nest	H-EK		
Quail Nest	H-EC		
Rhea Nest	H-ED		
Robin Nest	H-EA		
Grey Spex	H-22		
White Spex	H-21		

- Refer to the Surface Collection information on Haworth.com regarding finish availability.

Compose Table Finishes

The surface materials shown on this page were selected to support the design intent of the products.

	Table Base	Table Surface	Edge
Paint – Grade A			
Beige	TR-R		
Chalk	TR-AK		
Charcoal	TR-K		
Graphite	TR-J		
Gray Tone	TR-G		
Putty	TR-AA		
Smoke	TR-E		
Textured Paint – Grade A			
Cement	TR-TY		
Grout	TR-TG		
Pitch	TR-TF		
Plaster	TR-TW		
Metallic Paint – Grade B			
Champagne	TR-MC		
Gunmetal	TR-MG		
Silver	TR-LE		
Accent Trim Colors – Grade B			
Accent Blue	TR-1C		
Accent Green	TR-1D		
Accent Orange	TR-1E		
Accent Red	TR-1F		
Laminate – Solid – Grade A			
Beige		H-34	HP-34
Chalk		H-AK	HP-AK
Charcoal		H-8J	HP-8J
Graphite		H-3J	HP-3J
Gray Tone		H-62	HP-62
Linen		H-WL	HP-WL
Platinum		H-3P	HP-3P
Putty		H-AA	HP-AA
Shadow (Charcoal) — Grade B			HP-LU
Smoke		H-3E	HP-3E
Laminate – Wood Grain – Grade A			
Maple		H-AE	
Amber Cherry		H-AM	
Laminate – Patterned – Grade A			
Barley Grain		H-DH	
Oats Grain		H-DA	
Wheat Grain		H-DE	
Owl Nest		H-EK	
Quail Nest		H-EC	
Rhea Nest		H-ED	
Robin Nest		H-EA	
Grey Spex		H-22	
White Spex		H-21	
Laminate – Premium Wood Grain – Grade B			
Brazilwood	H-KA		
Colombian Walnut	H-KG		
New Age Oak	H-KC		
River Cherry	H-KD		
Sanara	H-KE		
Williamsburg Cherry	H-KF		

Note: When Grout is specified as trim color, use the Platinum finish on the Bezel and Receptacle.

◆ Available on RUSH.

• Refer to the Surface Collection information on Haworth.com regarding fabric and finish availability.

Alert:

These materials are current, however they are being considered for future obsolescence due to low volume.

Medium Cherry ◆ H-AD

PREMISE/UniGroup Tables Finish/Color Legend

Laminate/Surface and Edge Trim Color Legend – PREMISE and UniGroup

Solid Colors – Grade A	Surface	Edge Trim
Beige	H-34 ■	HP-34
Chalk	H-AK ■	HP-AK
Charcoal	H-8J ■	HP-8J
Graphite	H-3J ■	HP-3J
Gray Tone	H-62 ■	HP-62
Putty	H-AA ■	HP-AA
Smoke	H-3E ■	HP-3E

Patterned Colors – Grade A

Barley Grain	H-DH
Oats Grain	H-DA
Wheat Grain	H-DE
Owl Nest	H-EK
Quail Nest	H-EC ■
Rhea Nest	H-ED ■
Robin Nest	H-EA ■
Grey Spex	H-22 ■
White Spex	H-21 ■

Laminate – Wood Grain* – Grade A

Maple	H-AE ■	HP-AE ■
Amber Cherry	H-AM	HP-AM

Laminate – Premium Wood Grain – Grade B

Brazilwood	H-KA
Colombian Walnut	H-KG
New Age Oak	H-KC
River Cherry	H-KD
Sanara	H-KE
Williamsburg Cherry	H-KF

Edge Color Legend

Translucent (front edge only) — PREMISE	Grade B
Shadow	HP-LU

*PREMISE Tri Table edge banding not available in wood grain laminates.

Trim Color — PREMISE and UniGroup – Grade A

Beige	TR-R ■
Chalk	TR-AK ■
Charcoal	TR-K ■
Graphite	TR-J ■
Gray Tone	TR-G ■
Putty	TR-AA ■
Smoke	TR-E ■

Metallic Trim Colors — PREMISE – Grade B

Metallic Champagne	TR-MC ■
Metallic Gunmetal	TR-MG ■
Metallic Silver	TR-LE ■

■ Available on RUSH, refer to product pages for availability.


Alert:

These materials are current, however they are being considered for future obsolescence due to low volume.


Medium Cherry H-AD, HP-AD

Reside/Compose/PREMISE Wood Finishes

Preferred

Wood Group	Veneer Type	Variety	Cutting Technique	Surface	Matching Technique	Finish Name/ Color	Specification Number
A 	Double Cut	Obeche	Double Cut	Open Pore	N/A	Applegate	2P-RL
						Beachwood	WL-RL
						Butternut	2R-RL
						Ebony	WJ-RE
						Echo	2N-RL
						Melba	WE-RT
						Sorrel	WF-RC
						Wenge	WC-RW

Legacy

Wood Group	Veneer Type	Variety	Cutting Technique	Surface	Matching Technique	Finish Name/ Color	Specification Number
B 	Natural	Maple	Plain Sliced	Open Pore	Book Matched	Light Maple	VP-LM
						Natural on Maple	VP-N
						Sand on Maple	VP-AD
	Natural	Cherry	Plain Sliced	Open Pore	Book Matched	Medium Cherry	VC-U
						Amber on Cherry	VC-CA1
						Classic on Cherry	VC-83
						American on Cherry	VC-W23
						Light Cherry	VC-W06
	Natural	Oak	Plain Sliced	Open Pore	Book Matched	Natural on Oak	VJ-W05
	Natural	Walnut	Plain Sliced	Open Pore	Book Matched	Espresso on Walnut	VR-W15
						Retro on Walnut	VR-W31
						Mahogany Satin on Walnut	VR-W21
						Naturally Walnut	VR-W12

Forest Stewardship Council (FSC) Statement:

In our continuing support of sustainable forestry and responsible purchasing, Haworth North America is offering FSC certified wood products at no up-charge. By providing FSC certified material, Haworth is supporting our client's green building goals and demonstrating our collective commitment to source materials more sustainably.

To designate a product as FSC at the time of order entry:

- Specify the product as FSC through the appropriate FSC electronic catalog. The corresponding FSC marketing program will be applied to the appropriate products.

To designate a product as FSC at the line item level:

- In Lynx, go to "Program" and select "Forest Stewardship Normal". (Please note Orderline no longer supports FSC orders. Please place all FSC orders through Lynx)

Designating FSC at the time of order entry will provide you with the necessary FSC-certified paperwork. For more information, FAQs, and a complete FSC product list (including product exceptions), go to the Library and search FSC.

Alert:

These materials are current, however they are being considered for future obsolescence due to low volume.

Crown on Cherry VC-W24
Cordovan on Walnut VR-W13

This page intentionally blank

Masters Series/Orlando/Vancouver/York Tables Table of Contents

Masters Series Tables

Round — Laminate	461
Round — Wood	460

Finish Matrix	462-463
----------------------------	---------

Orlando Tables

“Bumper” Docking Table	465
Round	465
“Tugger” Mobile Computer Table	465

Finish Matrix	467-468
----------------------------	---------

Orlando LS Tables

Round	464
-------------	-----

Finish Color Legend	464
----------------------------------	-----

Vancouver Tables

Round with Disc Base	466
Round with Vancouver Legs	466

Finish Matrix	467-468
----------------------------	---------

York Tables

Oval — Wood	470
Rectangular — Wood	469
Round — Wood	470
Square — Wood	469

Finish Matrix	471
----------------------------	-----

Terms of Sale


North American	539-542
----------------------	---------

Index	543-552
--------------------	---------

Lifetime Product Warranty	Inside Back Cover
--	-------------------

Masters Series Tables — Wood

Table — Round



XZAM-1S

Height	Diameter	Number ①	Wood Group	
			A	B
29 1/4"(740mm)	42"(1067mm)	XZAM-4200-1S	\$2060.06	\$2143.30
		XZAM-4200-■ S	N/A	2313.58
	48"(1219mm)	XZAM-4800-1S	\$2268.11	\$2363.74
		XZAM-4800-■ S	N/A	2558.53

Features

- Includes round top and 27"(686mm) disc base.
- 1 3/16"(30mm) thick wood veneer top with a choice of profiled edge (Square, Bevel, Radius or Traditional). Double-cut veneers available with Square edge only.
- Fixed height base: 29 1/4"(743mm).
- Cylinder base available in powdercoat finishes.

To Order, Specify:

- 1) Product number, including:

① Edge Option:

- 1 Square
- 5 Bevel
- 6 Radius
- 7 Traditional


- 2) Wood finish.

- 3) Trim color for disc base.

Note: \$14.56 upcharge (list) for Metallic or accent trim colors.

Masters Series Tables — Laminate

	Height	Diameter	Number	Laminate A	B
Table — Round	29 1/8"(740mm)	42"(1067mm)	XLAM-4200-JS	\$1967.66	\$2026.00
		48"(1219mm)	XLAM-4800-JS	2149.06	2203.95



XLAM-JS

Features

- Includes round top and 27"(686mm) disc base.
- 1 1/4"(32mm) thick laminate worksurface with t-mold edge.
- Fixed height base: 29 1/4"(743mm).
- Cylinder base available in painted or chrome finish.

To Order, Specify:

- 1) Product number.
- 2) Laminate surface color.
- 3) Trim color for edge.
- 4) Trim color for disc base.

Note: \$14.56 upcharge (list) for Metallic and accent trim colors.

Masters Series Tables — Finish Matrix

	Surfaces	Edges	Disc Bases	Table Legs
Laminate – Solid – Grade A				
Beige	H-34	HP-34		
Chalk	H-AK	HP-AK		
Charcoal	H-8J	HP-8J		
Grey Tone	H-62	HP-62		
Linen (Plaster)	H-WL	HP-WL		
Smoke	H-3E	HP-3E		
Laminate – Wood Grain – Grade A				
Maple	H-AE			
Amber Cherry	HA-AM			
Laminate – Premium Wood Grain – Grade B				
Brazilwood	H-KA			
Columbian Walnut	H-KG			
New Age Oak	H-KC			
River Cherry	H-KD			
Sanara	H-KE			
Williamsburg Cherry	H-KF			
Paint – Grade A				
Beige			TR-R	TR-R
Chalk			TR-AK	TR-AK
Charcoal			TR-K	TR-K
Graphite			TR-J	TR-J
Grey Tone			TR-G	TR-G
Putty			TR-AA	TR-AA
Smoke			TR-E	TR-E
Textured Paint – Grade A				
Cement			TR-TY	TR-TY
Grout			TR-TG	TR-TG
Pitch			TR-TF	TR-TF
Plaster			TR-TW	TR-TW
Accent Paint – Grade B				
Accent Blue				TR-1C
Accent Green				TR-1D
Accent Orange				TR-1E
Accent Red				TR-1F
Metallic Paint – Grade B				
Silver			TR-LE	TR-LE

Alert:
 These materials are current, however they are being considered for future obsolescence due to low volume.
 Medium Cherry H-AD

Masters Series Tables — Finish Matrix

Wood Finish/Color Legend


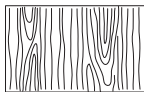
Because of the natural properties of wood, variations of grain and finish color can be expected. Haworth carefully selects materials used in the manufacturing of products to ensure consistent and acceptable color.

Wood is susceptible to color change from exposure to UV rays. Haworth controls this by using surface finishes to reduce color change. However, change may be more evident in light-colored finishes.

Haworth wood products are available with either an EcoShield™ water-based finish or a hand-applied, water-based finish.

EcoShield water-based and conversion varnish finished products are not designed to go together and are not recommended for use within the same space.

Masters Series has a water-based, UV cured EcoShield finish.

Wood Group	Veneer Type	Variety	Cutting Technique	Surface	Matching Technique	Finish Name/Color	Specification Number
	Double Cut	Obeche	Double Cut	Open Pore	N/A	Applegate	2P-RL
						Beachwood	WL-RL
						Butternut	2R-RL
						Ebony	WJ-RE
						Echo	2N-RL
						Melba	WE-RT
						Sorrel	WF-RC
						Wenge	WC-RW
	Natural	Cherry	Plain Sliced	Open Pore	Book Rotate on Tops	Amber on Cherry	VC-CA1
						American on Cherry	VC-W23
						Classic on Cherry	VC-83
						Light Cherry	VC-W06
						Medium Cherry	VC-U
	Natural	Maple	Plain Sliced	Open Pore	Book Rotate on Tops	Light Maple	VP-LM
						Maple	VP-N
						Sand on Maple	VP-AD
	Natural	Oak	Plain Sliced	Open Pore	Book Rotate on Tops	Oak	VJ-W05
						Espresso on Walnut	VR-W15
						Mahogany Satin on Walnut	VR-W21
						Naturally Walnut	VR-W12
						Retro on Walnut	VR-W31
	Natural	Beech	Quarter Cut	Open Pore	Book Rotate on Tops	Beech	VT-W04

Forest Stewardship Council (FSC) Statement:

In our continuing support of sustainable forestry and responsible purchasing, Haworth North America is offering FSC certified wood products at no up-charge. By providing FSC certified material, Haworth is supporting our client's green building goals and demonstrating our collective commitment to source materials more sustainably.

To designate a product as FSC at the time of order entry:

- Specify the product as FSC through the appropriate FSC electronic catalog. The corresponding FSC marketing program will be applied to the appropriate products.

To designate a product as FSC at the line item level:

- In Lynx, go to "Program" and select "Forest Stewardship Normal". (Please note Orderline no longer supports FSC orders. Please place all FSC orders through Lynx)

Designating FSC at the time of order entry will provide you with the necessary FSC-certified paperwork. For more information, FAQs, and a complete FSC product list (including product exceptions), go to the Library and search FSC.

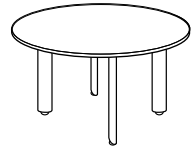
Alert:

These materials are current, however they are being considered for future obsolescence due to low volume.

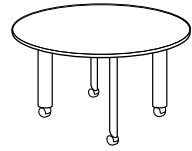
Crown on Cherry VC-W24
Cordovan on Walnut VR-W13

Orlando LS Tables

	Height	Depth	Number ^①	Price
Round Table	29"(737mm)	36"(914mm)	BBCR-0036-■	\$733.71
		42"(1067mm)	BBCR-0042-■	761.82
		48"(1219mm)	BBCR-0048-■	813.55



BBCR-G



BBCR-C

Features

- Includes round thermofused laminate top, four glides or two locking and two non-locking casters.
- Table glides and casters standard in charcoal finish only.
- Table legs available in charcoal or metallic silver finish; shipped in separate box.
- Shipped unassembled.

To Order, Specify:

1) Product number, including:

① Leg Option:

- C** Casters, add **\$40.45** list
- G** Glides

2) Thermofused laminate color.

3) Trim color.

Thermofused Laminate Color Legend – for Orlando LS ONLY.

Wood Grain Colors

- G-ACA Mahogany
- G-BUC Bourbon Cherry
- G-CER Cherry
- G-CIN Cinnamon
- G-CIT Lemonwood
- G-DCH Dark Chocolate
- G-ERC Copper Maple
- G-ERH Hard Rock Maple
- G-ERR Red Maple
- G-ERT Toffee Maple
- G-GIN Ginger
- G-HZN Hazelnut
- G-NTL Natural Cherry
- G-RBY Ruby

Solid Colors

- G-CLY Clay
- G-GAN Anthracite Gray
- G-NCN Crystal Black
- G-SNO Snow
- G-WGR Willow Grey

Patterned Colors

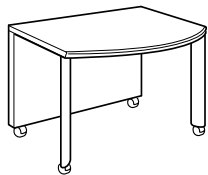
- G-GVR Frost
- G-MUS Nutmeg
- G-PCM Parchment
- G-SAB Sandstorm

Leg Colors

- TR-OK Charcoal
- TR-LE Metallic Silver

Orlando Tables

	Height	Depth	Width	Number	Wood Group B
“Tugger” Mobile Computer Table	29 1/4”(745mm)	27”(686mm)	36”(914mm)	OBCT-2736	\$1268.25



OBCT-2736
Class RA – SIN 711-8;
Discount Group IX, Grade IV


Features

- Includes wood veneer top and modesty, two legs, four casters; two locking, two non-locking.
- Support legs and casters are standard in charcoal finish only.
- Kneespace clearance:
–28 1/8”(715mm)-high x 26 1/2” (673mm)-wide.
- Shipped unassembled.

To Order, Specify:

- 1) Product number.
- 2) Wood finish color.

	Height	Diameter	Flat Side	Number ①	Wood Group B
“Bumper” Docking Table	29 1/4”(745mm)	42”(1067mm)	30”(762mm)	OBBCD-4230-■	\$1882.36
		48”(1219mm)	36”(914mm)	OBBCD-4836-■ ■	2071.63



OBBCD-4230-G
OBBCD-4836-G
Class RA – SIN 711-9;
Discount Group IX, Grade IV

Features

- Includes wood veneer top, four legs with glides or two locking and two non-locking casters.
- Table legs, glides and casters standard in charcoal finish only.
- Available on RUSH.

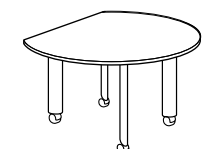
To Order, Specify:

- 1) Product number, including:

① Leg Option:

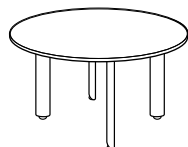
- C Casters, add \$91.16 list ■
- G Glides

- 2) Wood finish color.



OBBCD-4230-C
OBBCD-4836-C
Class RA – SIN 711-9;
Discount Group IX, Grade IV

	Height	Diameter	Number	Wood Group B
Round Table	29 1/4”(745mm)	42”(1067mm)	OBCR-42-■	\$1986.16
		48”(1219mm)	OBCR-48-■	2103.99



OBCR-42-G
OBCR-48-G
Class RA – SIN 711-9;
Discount Group IX, Grade IV

Features

- Includes wood veneer top, four legs with glides or two locking and two non-locking casters.
- Table legs, glides and casters standard in charcoal finish only.

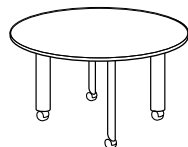
To Order, Specify:

- 1) Product number, including:

① Leg Option:

- C Casters, add \$91.16 list
- G Glides

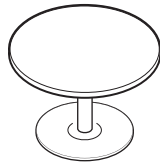
- 2) Wood finish color.



OBCR-42-C
OBCR-48-C
Class RA – SIN 711-9;
Discount Group IX, Grade IV

Vancouver — Tables

	Height	Diameter	Number ①	Wood Group B
Round with Disc Base	29 1/4"(740mm)	42"(1067mm)	YVAM-4200- SCG	\$2252.83



YVAM-ASCG

Features

- Includes round top and 27"(686mm) diameter disc base.
- 1 1/2"(38mm) thick wood veneer worksurface with a choice of edge (Arc or Reed) with flush profile.
- Disc base available in standard trim color finish.

To Order, Specify:

- 1) Product number, including:

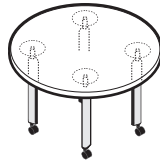
① Edge Option:

- A** Arc, Flush All Sides
- B** Reed, Flush All Sides

- 2) Wood finish.
- 3) Trim color for disc base.

Note: \$15.43 upcharge (list) for metallic trim.

	Height	Diameter	Number ① ②	Wood Group B
Round with Vancouver Legs	29 1/2"(749mm)	42"(1067mm)	YVAM-4200 SV	\$2776.47



YVAM-ASVC

Features

- Includes round top and four Vancouver legs.
- 1 1/2"(38mm) thick wood veneer worksurface with a choice of edge (Arc or Reed) with flush profile.
- Vancouver leg is 3"(76mm) x 2"(51mm) elliptical shape extruded aluminum available with standard trim color; includes black channel insert and extension cap.
- Choice of black casters or adjustable glides.
- Glides provide 1 1/2"(38mm) adjustment range.
- Shipped unassembled.

To Order, Specify:

- 1) Product number, including:

① Edge Option:

- A** Arc, Flush All Sides
- B** Reed, Flush All Sides

② Leg Option:

- C** Casters, add \$68.35 list
- G** Adjustable glides

- 2) Wood finish.
- 3) Trim color for table legs.

Note: \$15.43 upcharge (list) for metallic trim.

Orlando and Vancouver Tables — Finish Matrix

Orlando Laminates

Solid Color Laminates – Grade A		Patterned Laminates – Grade A		Wood Grain Laminates – Grade A		Premium Wood Grain Laminates* – Grade B	
H-34	Beige	H-DH	Barley Grain	H-AE	Maple	H-KA	Brazilwood
H-AK	Chalk	H-DA	Oats Grain	H-AM	Amber Cherry	H-KJ	Colombian Walnut
H-8J	Charcoal	H-DE	Wheat Grain			H-KC	New Age Oak
H-3J	Graphite	H-EK	Owl Nest			H-KD	River Cherry
H-WL	Linen	H-EC	Quail Nest			H-KE	Sanara
H-3P	Platinum	H-ED	Rhea Nest			H-KF	Williamsburg Cherry
H-AA	Putty	H-EA	Robin Nest				
H-3E	Smoke	H-21	White Spex				
		H-22	Grey Spex				

Alert:

These materials are current, however they are being considered for future obsolescence due to low volume.

Medium Cherry H-AD

Vancouver Trim Colors

Paint – Grade A

Beige	TR-R
Chalk	TR-AK
Charcoal	TR-K
Graphite	TR-J
Gray Tone	TR-G
Putty	TR-AA
Smoke	TR-E

Textured Paint – Grade A

Cement	TR-TY
Grout	TR-TG
Pitch	TR-TF
Plaster	TR-TW

Metallic Paint – Grade B

Champagne	TR-MC
Gunmetal	TR-MG
Silver	TR-LE

Orlando and Vancouver Tables — Finish Matrix

Wood Finish/Color Legend

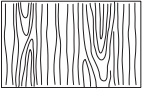
Because of the natural properties of wood, variations of grain and finish color can be expected. Haworth carefully selects materials used in the manufacturing of products to ensure consistent and acceptable color.

Wood is susceptible to color change from exposure to UV rays. Haworth controls this by using surface finishes to reduce color change. However, change may be more evident in light-colored finishes.

Haworth wood products are available with either an EcoShield™ water-based finish or a hand-applied, water-based finish.

EcoShield and conversion varnish finished products are not designed to go together and are not recommended for use within the same space.

Vancouver has a water-based, UV cured EcoShield finish.

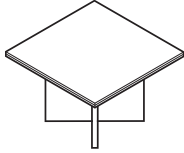
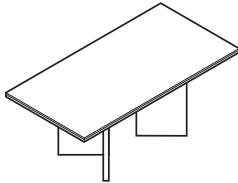
Wood Group	Veneer Type	Variety	Cutting Technique	Surface	Matching Technique	Finish Name/Color	Specification Number
B 	Natural	Cherry	Plain Sliced	Open Pore	Book Rotate on Tops	Amber on Cherry	VC-CA1
						American on Cherry	VC-W23
						Classic on Cherry	VC-83
						Light Cherry	VC-W06
						Medium Cherry	VC-U
	Natural	Maple	Plain Sliced	Open Pore	Book Rotate on Tops	Light Maple	VP-LM
						Maple	VP-N
						Sand on Maple	VP-AD
	Natural	Oak	Plain Sliced	Open Pore	Book Rotate on Tops	Oak	VJ-W05
						Espresso on Walnut	VR-W15
						Mahogany Satin on Walnut	VR-W21
						Naturally Walnut	VR-W12
						Retro on Walnut	VR-W31
	Natural	Beech	Quarter Cut	Open Pore	Book Rotate on Tops	Beech	VT-W04

Alert:


These materials are current, however they are being considered for future obsolescence due to low volume.

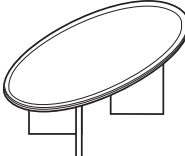
- Crown on Cherry VC-W24
- Cordovan on Walnut VR-W13

York — Tables

	Height	Depth	Width	Number	Wood Group B	
Square	29"(737mm)	42"(1067mm)	42"(1067mm)	YYSQ-4242-	P	Q
	<p>Features</p> <ul style="list-style-type: none"> • 1 1/4"(32mm) thick table-top, available with optional 1/8"(3mm) Black Epoxy inlay and Kerf-lined edge. • Finished 34"(864mm) X-base. <p>Specification Tip</p> <ul style="list-style-type: none"> • Plain-cut or Quarter-cut veneers only, figured veneer not applicable. 					
YYSQ	<p>To Order, Specify:</p> <p>1) Product number, including:</p> <p>1 Edge Option:</p> <ul style="list-style-type: none"> 1 Standard edge 2 Standard edge with Kerf 3 Thick edge and Inlay, add \$568.16 list 4 Thick edge and Inlay with Kerf, add \$568.16 list <p>2 Veneer Type:</p> <ul style="list-style-type: none"> P Plain-cut Q Quarter-cut <p>2) Wood finish color.</p>					
Rectangular	29"(737mm)	72"(1829mm)	36"(914mm)	YYRT-3672-		
	<p>Features</p> <ul style="list-style-type: none"> • 1 1/4"(32mm) thick table-top, available with optional 1/8"(3mm) Black Epoxy inlay and Kerf-lined edge. • Two finished 16" x 16" (406 x 406mm) L-bases. <p>Specification Tip</p> <ul style="list-style-type: none"> • Plain-cut or Quarter-cut veneers only, figured veneer not applicable. 					
YYRT	<p>To Order, Specify:</p> <p>1) Product number, including:</p> <p>1 Edge Option:</p> <ul style="list-style-type: none"> 1 Standard edge 2 Standard edge with Kerf 3 Thick edge and Inlay, add \$849.06 list 4 Thick edge and Inlay with Kerf, add \$849.06 list <p>2 Veneer Type:</p> <ul style="list-style-type: none"> P Plain-cut Q Quarter-cut <p>2) Wood finish color.</p>					

York — Tables

	Height	Diameter	Number ¹ ²	Wood Group B P	Q
Round	29"(737mm)	42"(1067mm)	YYRD-42-■ ■	\$2576.30	\$2963.25
 YYRD	Features <ul style="list-style-type: none"> • 1 1/4"(32mm) thick table-top, available with optional 1/8"(3mm) Black Epoxy inlay and Kerf-lined edge. • Finished 28"(711mm) X-base. 			To Order, Specify: 1) Product number, including: 1 Edge Option: <ul style="list-style-type: none"> 1 Standard edge 2 Standard edge with Kerf 3 Thick edge and Inlay, add \$848.85 list 4 Thick edge and Inlay with Kerf, add \$848.85 list 2 Veneer Type: <ul style="list-style-type: none"> P Plain-cut Q Quarter-cut 2) Wood finish color.	
	Specification Tip <ul style="list-style-type: none"> • Plain-cut or Quarter-cut veneers only, figured veneer not applicable. 				

	Height	Depth	Diameter	Number ¹ ²	Wood Group B P	Q
Oval	29"(737mm)	36"(914mm)	72"(1829mm)	YYOV-3672-■ ■	\$3087.82	\$3551.93
 YYOV	Features <ul style="list-style-type: none"> • 1 1/4"(32mm) thick table-top, available with optional 1/8"(3mm) Black Epoxy inlay and Kerf-lined edge. • Two finished 16" x 16"(406 x 406mm) L-bases. 			To Order, Specify: 1) Product number, including: 1 Edge Option: <ul style="list-style-type: none"> 1 Standard edge 2 Standard edge with Kerf 3 Thick edge and Inlay, add \$1172.95 list 4 Thick edge and Inlay with Kerf, add \$1172.95 list 2 Veneer Type: <ul style="list-style-type: none"> P Plain-cut Q Quarter-cut 2) Wood finish color.		
	Specification Tip <ul style="list-style-type: none"> • Plain-cut or Quarter-cut veneers only, figured veneer not applicable. 					

York Tables Finish Matrix

York's finishing system is a durable, high performance, hand-applied, water-based finish, providing a superb visual appearance of the grain definition. York's finishing system does not contribute to *Leed CI 4.5 Indoor Air Quality*. Also, please note that the P veneer finished may be slightly different in appearance versus the water-base finishes on other Haworth product lines. Please take this in consideration when combining other Haworth wood products with York.

Wood Group B (Option P)

Plain-Cut Veneer	Finish Color	Finish Code
Cherry	<i>Amber</i>	YD-CA1
	<i>American</i>	YD-W23
	<i>Classic</i>	YD-83
	<i>Light</i>	YD-W06
	<i>Medium</i>	YD-U
Maple	<i>Natural</i>	YL-N
	<i>Sand</i>	YL-AD
Walnut	<i>Espresso</i>	YN-W15
	<i>Mahogany Satin</i>	YN-W21
	<i>Naturally</i>	YN-W12
	<i>Retro</i>	YN-W31

Note: Option P finish is comprised of **plain cut** (*flat, straight sliced*) veneers, laid in book-matched application information. Plain cut veneers are known for cathedral formations within the grain.
Work-tops are finished in a uniform plain cut veneer.

Wood Group B (Option Q)

Quarter-Cut	Finish Color	Finish Code
Anegre	<i>Golden</i>	V1-Y18
Ash	<i>Flax</i>	V2-Y01
Maple	<i>Sycamore</i>	VQ-Y14
Khaya	<i>Cinnamon</i>	V4-Y16
Lyptus	<i>Cabernet</i>	V6-Y12
Lyptus	<i>Coffee</i>	V6-Y10

Note: Option Q finish is comprised of **quarter cut** (*quartersawn*) veneers mated with a **figured** veneer (where applicable). Quarter cut veneers are sliced to exhibit straight-grained formations. The cut of a Figured veneer is guided by wood species to achieve unique and attractive grain patterns (figures).
Work-tops are finished in a quarter cut veneer, laid in book-matched application.

Forest Stewardship Council (FSC) Statement:

In our continuing support of sustainable forestry and responsible purchasing, Haworth North America is offering FSC certified wood products at no up-charge. By providing FSC certified material, Haworth is supporting our client's green building goals and demonstrating our collective commitment to source materials more sustainably.

To designate a product as FSC at the time of order entry:

- Specify the product as FSC through the appropriate FSC electronic catalog. The corresponding FSC marketing program will be applied to the appropriate products.

To designate a product as FSC at the line item level:

- In Lynx, go to "Program" and select "Forest Stewardship Normal". (Please note Orderline no longer supports FSC orders. Please place all FSC orders through Lynx)

Designating FSC at the time of order entry will provide you with the necessary FSC-certified paperwork. For more information, FAQs, and a complete FSC product list (including product exceptions), go to the Library and search FSC.

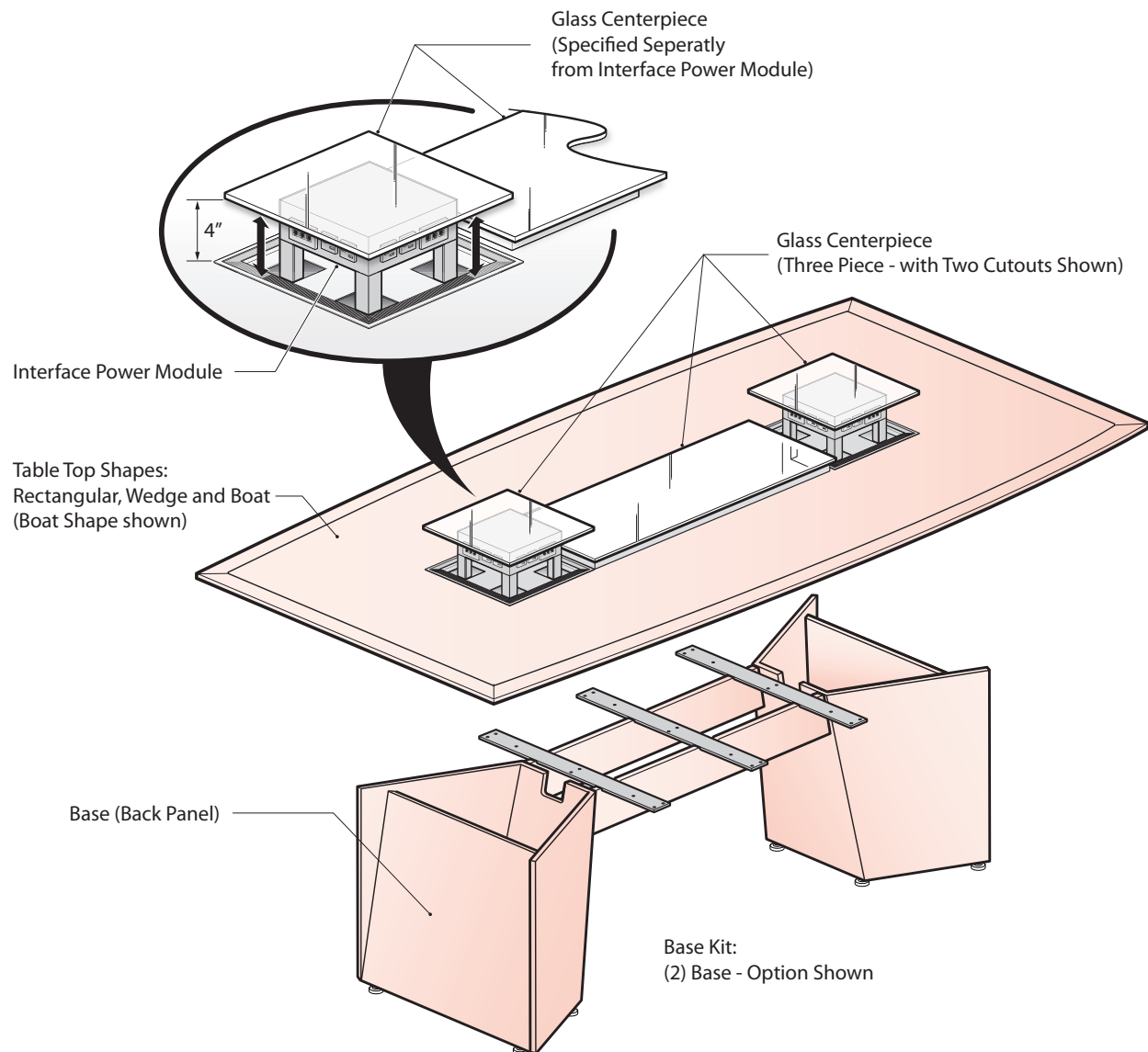
Alert:

These materials are current, however they are being considered for future obsolescence due to low volume.

Crown on Cherry YD-W24
Cordovan on Walnut YN-W13

This page intentionally blank

Executive Wood Tables – A5 — Specifications



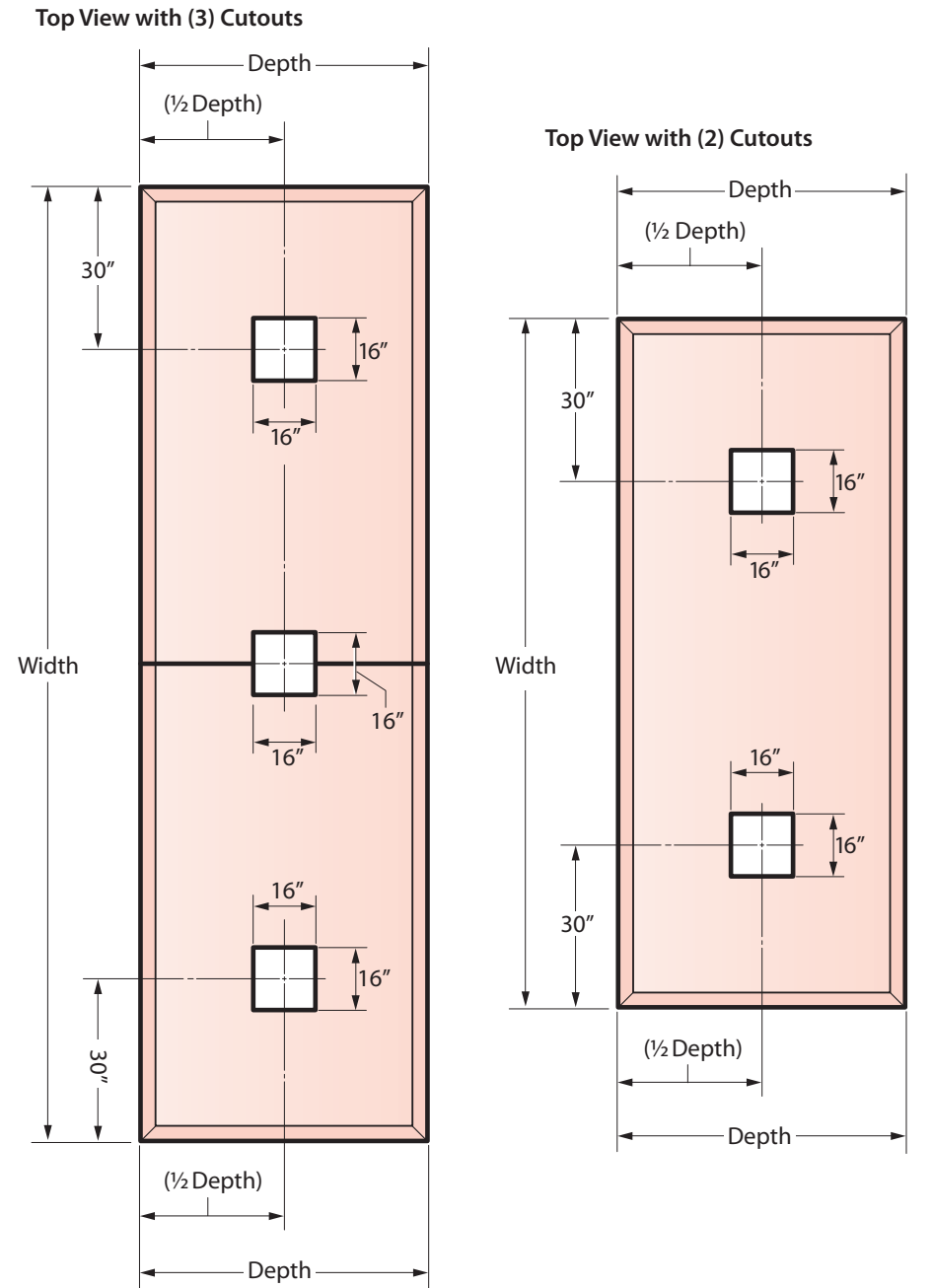
Construction Features

- One piece tops (120" [3048mm] widths) are constructed with 1 ½" (38mm) fiber board substrate.
- Two piece tops (132" -240" [3353mm-6096mm] widths) are constructed with 1 ½" (38mm) fiber board substrate and are secured together with tight joint fasteners. The tops are field joint built to go together.
- Knife edge is 1 ½" (38mm) thick solid wood with a rake of 20.82° tapering 3" from the edge. The top of the edge is made of quarter cut veneer of the species specified for the top, creating a 3" border which is separated by the field with a ⅛" (3mm) thick black inlay.
- Base height is 28" (711 mm).
- Finished table height is 29 ½" (749mm).
- Table top dimensions are actual; however, the tables are natural wood and dimensional variance is +/- ¼" per top.
- Boat Table Top Depth / Taper:
 - The 54" depth Boat Table Top tapers to a 48" depth at each end.
 - The 60" depth Boat Table Top tapers to a 54" depth at each end.
- Wedge Table Top Depth / Taper:
 - The 54" depth Wedge Table Top tapers to a 42" depth on one end.
 - The 60" depth Wedge Table Top tapers to a 48" depth on one end.

Wood / Finish Features

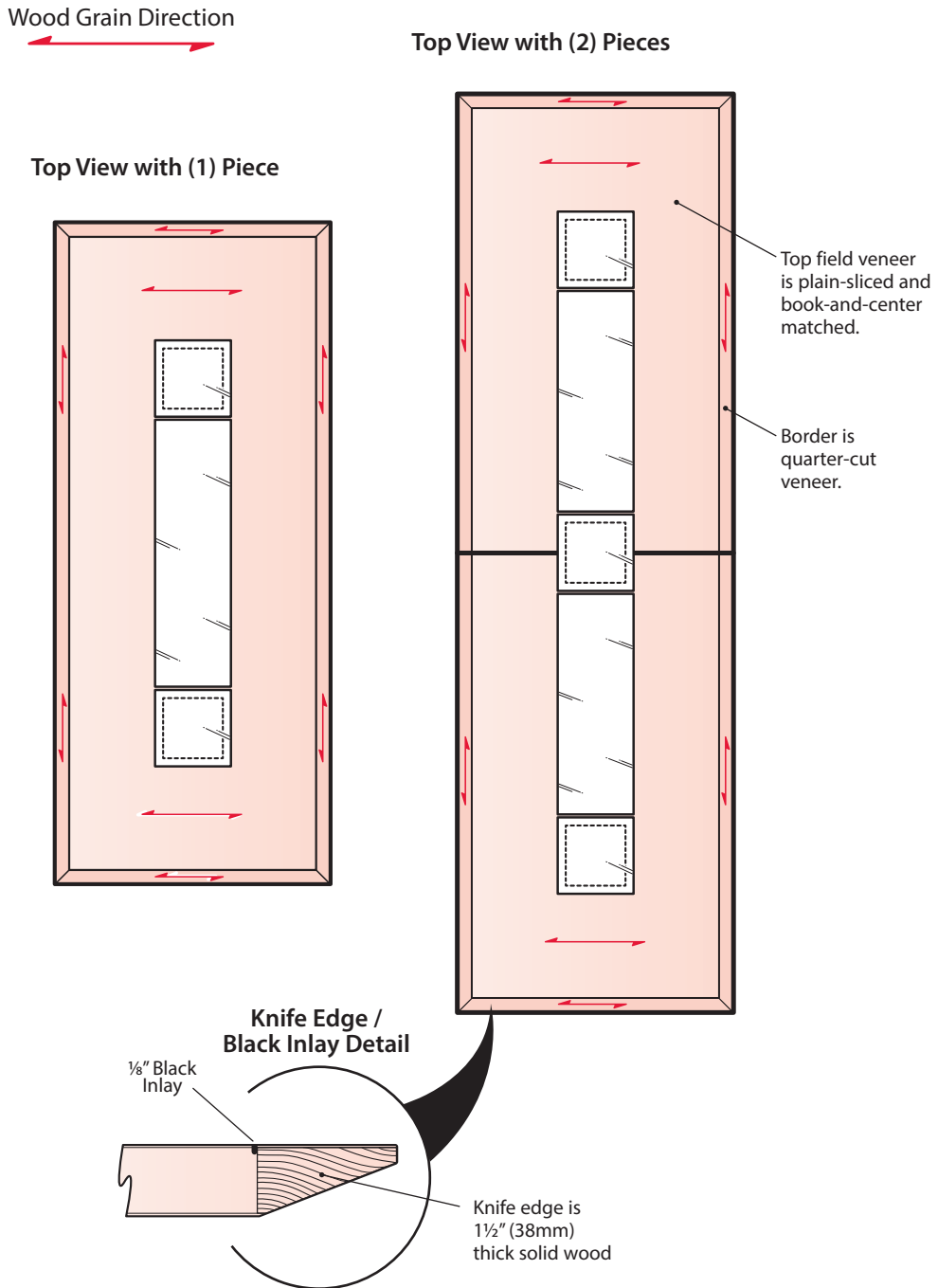
- Top field veneer is plain-sliced and book-and-center matched; border is quarter-cut veneer.
- Veneer is AWI (Architectural Woodworking Institute) Grade AA tops with conversion varnish finish. Refer to finish matrix.
- Table is designed for non-dining applications; it is highly recommended that a protective accessory be used on table tops when possible.

Executive Wood Tables – A5 — Cutout Locations / Edge Detail



- Note**
- Cutouts available for separately specified Interface Power Module.
 - 2 Cutout option available on all sizes.
 - 3 Cutout option available on tops 192"(4877mm) wide or greater.
 - Knife edge is 1 1/2"(38mm) thick solid wood with a rake of 20.82° tapering 3"(76mm) from the edge.
 - Base, Interface Power Module and Glass Centerpiece must be specified separately.

Executive Wood Tables – A5 — Wood Grain Direction



- Note**
- Two-piece tops are field joint built and secured with tight joint fasteners.
 - Base, Interface Power Module and Glass Centerpiece must be specified separately.

This page intentionally blank

Executive Wood Tables – A5 Table of Contents

Executive Wood Tables – A5

Base Kit	481
Boat Table Top	479
Electric Lift Interface Module	483
Glass Centerpiece	482
Rectangular Table Top	478
Telecom Plates for Interface	483
Wedge Table Top	480

Finish Matrix	518
----------------------------	-----

Terms of Sale

North American	539-542
----------------------	---------

Index	543-552
--------------------	---------

Lifetime Product Warranty	Inside Back Cover
--	-------------------

Executive Wood Tables – A5

	Depth	Width	Pieces	Number	①	Wood Group A	D
Rectangular Table Top  TERA	54"(1372mm)	120"(3048mm)	1	TERA-54C0-WAT	█ O	\$14765.45	\$21176.55
		132"(3353mm)	2	TERA-54D2-WAT	█ O	17089.46	24445.80
		144"(3658mm)	2	TERA-54E4-WAT	█ O	18636.64	26938.22
		156"(3962mm)	2	TERA-54F6-WAT	█ O	20183.82	29430.64
		168"(4267mm)	2	TERA-54G8-WAT	█ O	21731.00	31923.06
		180"(4572mm)	2	TERA-54J0-WAT	█ O	24823.52	35960.82
		192"(4877mm)	2	TERA-54K2-WAT	█ O	27013.74	39096.28
		204"(5182mm)	2	TERA-54L4-WAT	█ O	29203.96	42231.74
		216"(5486mm)	2	TERA-54M6-WAT	█ O	31394.18	45367.20
		228"(5791mm)	2	TERA-54N8-WAT	█ O	33584.40	48502.66
	240"(6096mm)	2	TERA-54Q0-WAT	█ O	35774.62	51638.12	
	60"(1524mm)	120"(3048mm)	1	TERA-60C0-WAT	█ O	\$15612.09	\$22539.59
		132"(3353mm)	2	TERA-60D2-WAT	█ O	18155.52	26036.22
		144"(3658mm)	2	TERA-60E4-WAT	█ O	19733.16	28567.06
		156"(3962mm)	2	TERA-60F6-WAT	█ O	21310.80	31097.90
		168"(4267mm)	2	TERA-60G8-WAT	█ O	22888.44	33628.74
		180"(4572mm)	2	TERA-60J0-WAT	█ O	25822.46	37515.96
		192"(4877mm)	2	TERA-60K2-WAT	█ O	28043.14	40689.84
		204"(5182mm)	2	TERA-60L4-WAT	█ O	30263.82	43863.72
		216"(5486mm)	2	TERA-60M6-WAT	█ O	32484.50	47037.60
228"(5791mm)		2	TERA-60N8-WAT	█ O	34705.18	50211.48	
240"(6096mm)	2	TERA-60Q0-WAT	█ O	36925.86	53385.36		

Features

- Includes top only.
- Constructed of 1 1/2"(38mm) thick fiber board substrate with AWI (Architectural Woodworking Institute) Grade AA veneer with knife edge and mitered corners.
- Finished with conversion varnish.
- Two-piece tops are field joint built and secured with tight joint fasteners.
- Knife edge is 1 1/2"(38mm) thick solid wood with a rake of 20.82° tapering 3"(76mm) from the edge.
- Black inlay is 1/8"(3mm) thick and set 3"(76mm) from the edges.
- Cutouts available for separately specified Electric Lift Interface Module.
 - 2 Cutout option available on all sizes.
 - 3 Cutout option available on tops 192"(4877mm) wide or greater.
- Base, Electric Lift Interface Module and Glass Centerpiece must be specified separately.

Note: On site measurements should be taken to ensure there is adequate room in elevators and/or hallway conditions to accommodate the top sizes.

To Order, Specify:

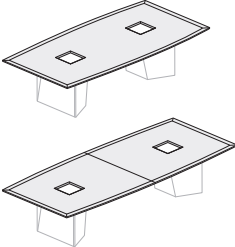
1) Product number, including:

① Cutout Option:

- 2** Two (left/right) cutouts for Electric Lift Interface Module, add \$416.00 list
- 3** Three (left/center/right) cutouts for Electric Lift Interface Module, add \$624.00 list (192"(4877mm) width or greater)
- N** No cutout

2) Wood finish.

Executive Wood Tables – A5

	Depth	Width	Pieces	Number	①	Wood Group		
						A	D	
Boat Table Top  TEBO	54"(1372mm)/48"(1219mm)	120"(3048mm)	1	TEBO-54C0-WAT	■ O	\$19991.56	\$27839.24	
		132"(3353mm)	2	TEBO-54D2-WAT	■ O	23163.73	32160.89	
		144"(3658mm)	2	TEBO-54E4-WAT	■ O	25331.55	35478.19	
		156"(3962mm)	2	TEBO-54F6-WAT	■ O	27499.37	38795.49	
		168"(4267mm)	2	TEBO-54G8-WAT	■ O	29667.19	42112.79	
		180"(4572mm)	2	TEBO-54J0-WAT	■ O	33212.80	46807.88	
		192"(4877mm)	2	TEBO-54K2-WAT	■ O	36023.66	50768.22	
		204"(5182mm)	2	TEBO-54L4-WAT	■ O	38834.52	54728.56	
		216"(5486mm)	2	TEBO-54M6-WAT	■ O	41645.38	58688.90	
		228"(5791mm)	2	TEBO-54N8-WAT	■ O	44456.24	62649.24	
		240"(6096mm)	2	TEBO-54Q0-WAT	■ O	47267.10	66609.58	
		60"(1524mm)/54"(1372mm)	120"(3048mm)	1	TEBO-60C0-WAT	■ O	\$21216.72	\$29700.96
			132"(3353mm)	2	TEBO-60D2-WAT	■ O	23371.48	33016.44
			144"(3658mm)	2	TEBO-60E4-WAT	■ O	25393.20	36198.88
			156"(3962mm)	2	TEBO-60F6-WAT	■ O	27414.92	39381.32
			168"(4267mm)	2	TEBO-60G8-WAT	■ O	29436.64	42563.76
			180"(4572mm)	2	TEBO-60J0-WAT	■ O	34652.26	48940.10
			192"(4877mm)	2	TEBO-60K2-WAT	■ O	37505.98	52954.54
			204"(5182mm)	2	TEBO-60L4-WAT	■ O	40359.70	56968.98
			216"(5486mm)	2	TEBO-60M6-WAT	■ O	43213.42	60983.42
		228"(5791mm)	2	TEBO-60N8-WAT	■ O	46067.14	64997.86	
		240"(6096mm)	2	TEBO-60Q0-WAT	■ O	48920.86	69012.30	

Features

- Includes top only.
- Constructed of 1 1/2"(38mm) thick fiber board substrate with AWI (Architectural Woodworking Institute) Grade AA veneer with knife edge and mitered corners.
- Depth tapers in 6"(152mm) at ends.
- Finished with conversion varnish.
- Two-piece tops are field joint built and secured with tight joint fasteners.
- Knife edge is 1 1/2"(38mm) thick solid wood with a rake of 20.82° tapering 3"(76mm) from the edge.
- Black inlay is 1/8"(3mm) thick and set 3"(76mm) from the edges.
- Cutouts available for separately specified Electric Lift Interface Module.
 - 2 Cutout option available on all sizes.
 - 3 Cutout option available on tops 192"(4877mm) wide or greater.
- Base, Electric Lift Interface Module and Glass Centerpiece must be specified separately.

Note: On site measurements should be taken to ensure there is adequate room in elevators and/or hallway conditions to accommodate the top sizes.

To Order, Specify:

1) Product number, including:

① Cutout Option:

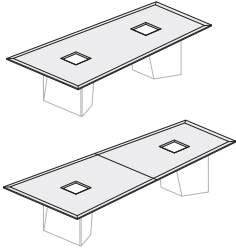
2 Two (left/right) cutouts for Electric Lift Interface Module, add \$416.00 list

3 Three (left/center/right) cutouts for Electric Lift Interface Module, add \$624.00 list (192"(4877mm) width or greater)

N No cutout

2) Wood finish.

Executive Wood Tables – A5

	Depth	Width	Pieces	Number	①	Wood Group	
						A	D
Wedge Table Top  TEWE	54"(1372mm)/42"(1067mm)	120"(3048mm)	1	TEWE-54C0-WAT	■ O	\$14765.45	\$21176.55
		132"(3353mm)	2	TEWE-54D2-WAT	■ O	17089.46	24445.80
		144"(3658mm)	2	TEWE-54E4-WAT	■ O	18636.64	26938.22
		156"(3962mm)	2	TEWE-54F6-WAT	■ O	20183.82	29430.64
		168"(4267mm)	2	TEWE-54G8-WAT	■ O	21731.00	31923.06
		180"(4572mm)	2	TEWE-54J0-WAT	■ O	24823.52	35960.82
		192"(4877mm)	2	TEWE-54K2-WAT	■ O	27013.74	39096.28
		204"(5182mm)	2	TEWE-54L4-WAT	■ O	29203.96	42231.74
		216"(5486mm)	2	TEWE-54M6-WAT	■ O	31394.18	45367.20
		228"(5791mm)	2	TEWE-54N8-WAT	■ O	33584.40	48502.66
	240"(6096mm)	2	TEWE-54Q0-WAT	■ O	35774.62	51638.12	
	60"(1524mm)/48"(1219mm)	120"(3048mm)	1	TEWE-60C0-WAT	■ O	\$15612.09	\$22539.59
		132"(3353mm)	2	TEWE-60D2-WAT	■ O	18155.52	26036.22
		144"(3658mm)	2	TEWE-60E4-WAT	■ O	19733.16	28567.06
		156"(3962mm)	2	TEWE-60F6-WAT	■ O	21310.80	31097.90
		168"(4267mm)	2	TEWE-60G8-WAT	■ O	22888.44	33628.74
		180"(4572mm)	2	TEWE-60J0-WAT	■ O	25822.46	37515.96
		192"(4877mm)	2	TEWE-60K2-WAT	■ O	28043.14	40689.84
		204"(5182mm)	2	TEWE-60L4-WAT	■ O	30263.82	43863.72
		216"(5486mm)	2	TEWE-60M6-WAT	■ O	32484.50	47037.60
228"(5791mm)		2	TEWE-60N8-WAT	■ O	34705.18	50211.48	
240"(6096mm)	2	TEWE-60Q0-WAT	■ O	36925.86	53385.36		

Features

- Includes top only.
- Constructed of 1 1/2"(38mm) thick fiber board substrate with AWI (Architectural Woodworking Institute) Grade AA veneer with knife edge and mitered corners.
- Depth tapers in 12"(305mm) at smaller end.
- Finished with conversion varnish.
- Two-piece tops are field joint built and secured with tight joint fasteners.
- Knife edge is 1 1/2"(38mm) thick solid wood with a rake of 20.82° tapering 3"(76mm) from the edge.
- Black inlay is 1/8"(3mm) thick and set 3"(76mm) from the edges.
- Cutouts available for separately specified Electric Lift Interface Module.
 - 2 Cutout option available on all sizes.
 - 3 Cutout option available on tops 192"(4877mm) wide or greater.
- Base, Electric Lift Interface Module and Glass Centerpiece must be specified separately.

Note: On site measurements should be taken to ensure there is adequate room in elevators and/or hallway conditions to accommodate the top sizes.

To Order, Specify:

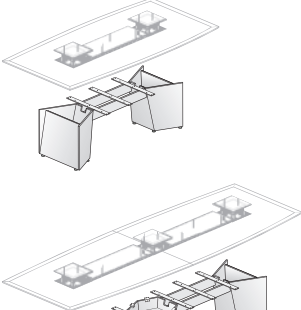
1) Product number, including:

① Cutout Option:

- 2** Two (left/right) cutouts for Electric Lift Interface Module, add \$416.00 list
- 3** Three (left/center/right) cutouts for Electric Lift Interface Module, add \$624.00 list (192"(4877mm) width or greater)
- N** No cutout

2) Wood finish.

Executive Wood Tables – A5

	Height	Depth	Width	Bases	Number	Wood Group	
						A	D
 <p>TEA5</p>	27.5"(700mm)	120"(3048mm)	84"(2134mm)	2	TEA5-32C0-WN4	\$ 9727.37	\$12847.52
		132"(3353mm)	96"(2438mm)	2	TEA5-32D2-WN4	9964.39	13160.58
		144"(3658mm)	108"(2743mm)	2	TEA5-32E4-WN4	10201.41	13473.64
		156"(3962mm)	120"(3048mm)	3	TEA5-32F6-WN4	10438.43	13786.70
		168"(4267mm)	132"(3353mm)	3	TEA5-32G8-WN4	10675.45	14099.76
		180"(4572mm)	144"(3658mm)	3	TEA5-32J0-WN4	10912.47	14412.82
		192"(4877mm)	156"(3962mm)	3	TEA5-32K2-WN4	11149.49	14725.88
		204"(5182mm)	168"(4267mm)	3	TEA5-32L4-WN4	11386.51	15038.94
		216"(5486mm)	180"(4572mm)	3	TEA5-32M6-WN4	11623.53	15352.00
		228"(5791mm)	192"(4877mm)	3	TEA5-32N8-WN4	11860.55	15665.06
		240"(6096mm)	204"(5182mm)	3	TEA5-32Q0-WN4	12097.57	15978.12

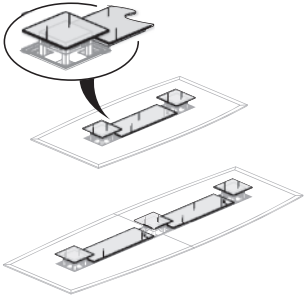
Features

- Includes stretchers and two or three pre-assembled bases depending on top size.
- Bases are constructed with AWI (Architectural Woodworking Institute) Grade AA veneer.
- Bases are angled with a maximum width of 32.6"(829mm) and taper to 18"(457mm) and are joined by 6"(152mm) aprons.
- Bases are inset 18"(457mm) from each end.
- Back panel of each base is removable.
- Inner panel features 3" x 4"(77mm x 102mm) port for wire access.
- Glides are black with 1"(25mm) height adjustment.
- Assemble stretchers to bases.

To Order, Specify:

- 1) Product Number.
- 2) Wood Finish.

Executive Wood Tables – A5

	Width	Cutouts	Number	Price
 <p>TEGL</p>	Glass Centerpiece			
	No Cutouts			
	120"(3048mm)	0	TEGL-16C0-1	\$2835.00
	132"(3353mm)	0	TEGL-16D2-1	2847.60
	144"(3658mm)	0	TEGL-16E4-1	2860.20
	156"(3962mm)	0	TEGL-16F6-1	2872.80
	168"(4267mm)	0	TEGL-16G8-1	2885.40
	180"(4572mm)	0	TEGL-16J0-1	2898.00
	192"(4877mm)	0	TEGL-16K2-1	2910.60
	204"(5182mm)	0	TEGL-16L4-1	2923.20
	216"(5486mm)	0	TEGL-16M6-1	2935.80
	228"(5791mm)	0	TEGL-16N8-1	2948.40
	240"(6096mm)	0	TEGL-16Q0-1	2961.00
	Two Cutouts			
	120"(3048mm)	2	TEGL-16C0-3	\$2835.00
	132"(3353mm)	2	TEGL-16D2-3	2847.60
	144"(3658mm)	2	TEGL-16E4-3	2860.20
	156"(3962mm)	2	TEGL-16F6-3	2872.80
	168"(4267mm)	2	TEGL-16G8-3	2885.40
	180"(4572mm)	2	TEGL-16J0-3	2898.00
	192"(4877mm)	2	TEGL-16K2-3	2910.60
	204"(5182mm)	2	TEGL-16L4-3	2923.20
	216"(5486mm)	2	TEGL-16M6-3	2935.80
	228"(5791mm)	2	TEGL-16N8-3	2948.40
	240"(6096mm)	2	TEGL-16Q0-3	2961.00
	Three Cutouts			
	192"(4877mm)	3	TEGL-16K2-5	\$2910.60
	204"(5182mm)	3	TEGL-16L4-5	2923.20
	216"(5486mm)	3	TEGL-16M6-5	2935.80
	228"(5791mm)	3	TEGL-16N8-5	2948.40
240"(6096mm)	3	TEGL-16Q0-5	2961.00	

Features

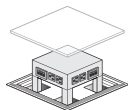
- Includes set of back-painted, tempered low-iron glass, 16"(406mm) wide and 3/8"(10mm) thick.
- Edges are polished and have 1/16"(4mm) bevel.
- Set includes (1) piece of glass when no cutouts are specified, (3) glass pieces when (2) cutouts are specified or (5) glass pieces when (3) cutouts are specified: one over each Electric Lift Interface Module and between cutouts.
- Glass centerpiece between Electric Lift Interface Module units are raised 1/2"(13mm) over the top with 10"(254mm) wide black spacer.

To Order, Specify:

- 1) Product Number.
- 2) Glass back-paint color.
2G-SLW

Executive Wood Tables – A5

	Description	Depth	Width	Number	Price
Electric Lift Interface Module	Electric Lift Interface Module	11.76"(298.7mm)	18.5"(469.9mm)	EUIM-0000-A	\$4368.00



EUIM

**Features**

- Power/data module with electric lift control. Includes:
 - (4) 15 Amp duplex receptacles (one on each side) NEMA 5-15R configuration.
 - (4) cutouts for separately specified telecom plates (one on each side).
 - 15 Amp circuit breaker
 - 12' long cord with plug (NEMA 5-15P configuration).
 - Mounting trim with brush
 - Wired switchbox mechanism mountable to the table top
- Steel construction.
- Lift range 4"(102mm).
- Mounted to provide 1/2"(13mm) space for cables to remain plugged in.
- Glass centerpiece specified separately.

To Order, Specify:

- 1) Product number.
(No finish specification required.)

Specification Tips

- For A5 tables only.
- Field cut not recommended.
- **For use with 120 volt 60 hertz power source only.**
- **Electrical application requires prior approval by authority having jurisdiction.**

Telecom Plates for Interface	Description	Number	Price
	(1) RJ45, (1) RJ11	EUTP-14BB	\$133.12
	(2) RJ45	EUTP-44BB	171.60
	(3) RJ45	EUTP-444B	249.60
	(4) RJ45	EUTP-4444	327.60
	(3) Cable Pass-Through Ports	EUTP-CCCB	78.00
	(2) RJ45, (1) VGA	EUTP-44VB	244.40
	(1) RJ45, (1) VGA, (1) 3.5mm Audio	EUTP-4VSB	270.40
	(1) HDMI	EUTP-HBBB	187.20
	(1) HDMI, (1) VGA, (1) 3.5mm Audio	EUTP-HVSB	364.00
	BLANK	EUTP-BBBB	15.60

Feature

- Telecom plate for A5 Electric Lift Interface Module. Includes data and/or a/v connections as specified.

To Order, Specify:

- 1) Product number.
(No finish specification required.)

Specification Tip

- For A5 Electric Lift Interface Module only.

This page intentionally blank

Executive Wood Tables Table of Contents

Specifications

Construction Features	487
Edge Detail	487
Flip Top Unit Cutout Location	488
Pattern/Border Options	487
Steps to Specify an Executive Wood Table	488
Wood/Finish Features	487

Catalog Logic

Conference Buffet	491
Executive Wood Table Tops	489
Half Cylinder, Full Cylinder, and X Bases	490
Presentation Board	491
Slab Base	490

Statement of Line	492-494
--------------------------------	---------

Base Placement	495
-----------------------------	-----

Executive Wood Tables

Base Kits — Boat Wood Tables	509
Base Kits — Racetrack Wood Tables	505
Base Kits — Rectangular Wood Tables	501
Base Kits — Round/Square Tables	497
Base Kits — Wedge Wood Tables	513
Boat Table	506-508
Center Drawer	514
Conference Buffet	514
Flip Top Unit	516
Presentation Board	515
Racetrack Table	502-504
Rectangular Table	498-500
Round/Square Table	496
Wedge Table	510-512
Wire Manager	517

Finish Matrix	518
----------------------------	-----

Fabric Matrix	519-520
----------------------------	---------

Terms of Sale

North American	539-542
----------------------	---------

Index	543-552
--------------------	---------

Lifetime Product Warranty	Inside Back Cover
--	-------------------

This page intentionally blank

Executive Wood Tables Specifications

Construction Features

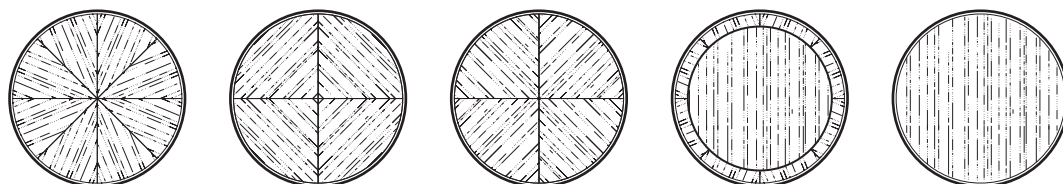
- One piece tops (36"-120"[914mm-3048mm] widths) are constructed with 1 1/2"(38mm) fiber board substrate with solid wood segmented edges.
- Two piece tops (132"-240"[3353mm-6096mm] widths) are constructed with 1 1/2"(38mm) fiber board substrate with solid wood segmented edges and tight joint fasteners. The tops are field joint built to go together.
- All base heights are 28"(711mm).
- All finished table heights are 29 1/2"(749mm).
- Solid wood edges are constructed of the same species as the veneer specified on the tops and are applied to tops in segments.
- 2 3/4"(70mm) thick edges (Bullnose Smooth and Bullnose Notched) are build-up construction with mitered corners;
- 1 1/2"(38mm) thick edges are solid core construction with butt joint corners. Refer to Edge Details.
- Dimensions are actual, however the tables are natural wood and dimensional variance is ± 1/4"(6mm) per top.

Wood/Finish Features

- All exposed veneers are plain-sliced and book-and center-matched (excludes patterns).
- Executive Wood Tables feature AWI (Architectural Woodwork Institute) Grade AA tops. They are finished with a hand-applied, water-based finish. Refer to Finish Matrix.
- Executive Wood Tables are designed for non-dining applications; it is highly recommended that a protective accessory be used on table tops when possible.

Pattern and Border Options

- Diamond (V) or Reverse Diamond (R) pattern options are available on Round or Square tops.
- Sunburst (B) pattern option is available on Round tops only.
- Border (O) with inlay option is available on all tops.



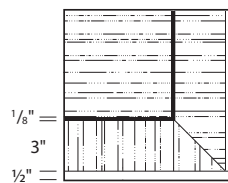
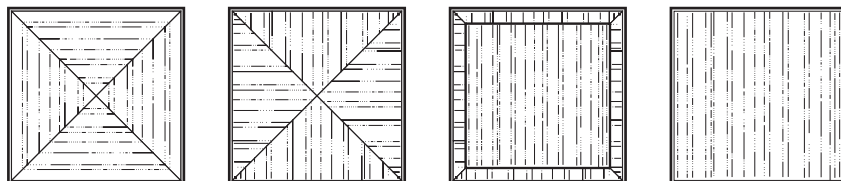
Option B
Sunburst

Option R
Reverse Diamond

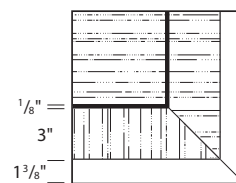
Option V
Diamond

Option O
Border Inlay

Option N
None

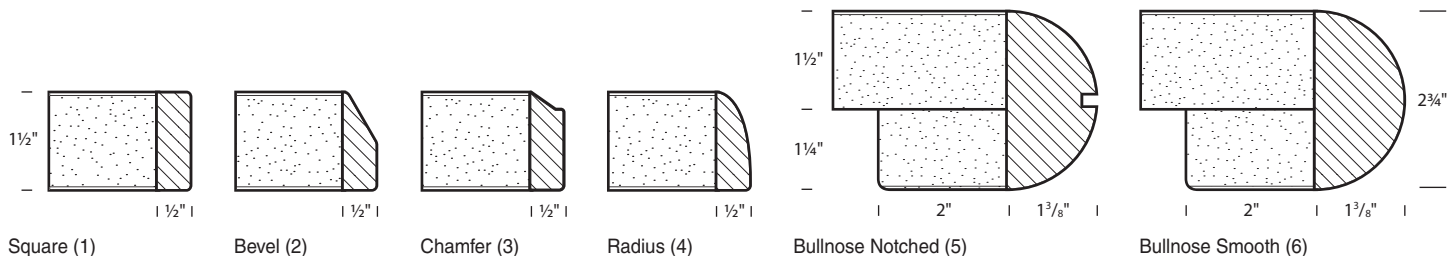


1 1/2"(38mm) edge and Border with Inlay Option (O) and butt joint corner construction.



2 3/4"(70mm) edge and Border with Inlay Option (O) and mitered corner construction.

Edge Detail



Square (1)

Bevel (2)

Chamfer (3)

Radius (4)

Bullnose Notched (5)

Bullnose Smooth (6)

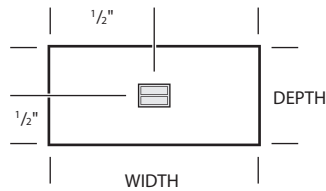
Executive Wood Tables Specifications

Flip Top Unit Cutout Locations

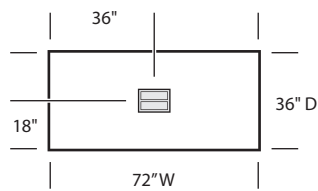
One-piece tables are available with a single centered cutout option. If a centered flip top unit cutout is specified, the cutout is located at half the length and half the depth of the table top.

Two-piece tables are available with a dual left and right cutout option, which is located at half the depth and one-third the length from both ends. The cutout is sized for a dual-sided flip top unit, which is specified separately.

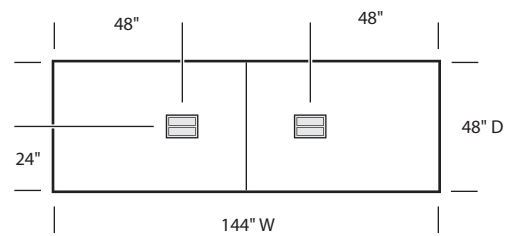
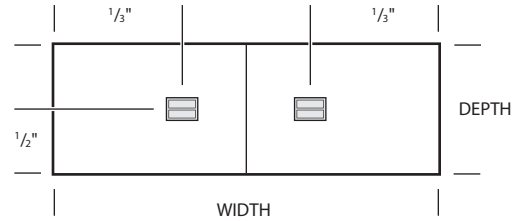
Tables: Centered Cutout



Examples:



Tables: Left/Right Cutout



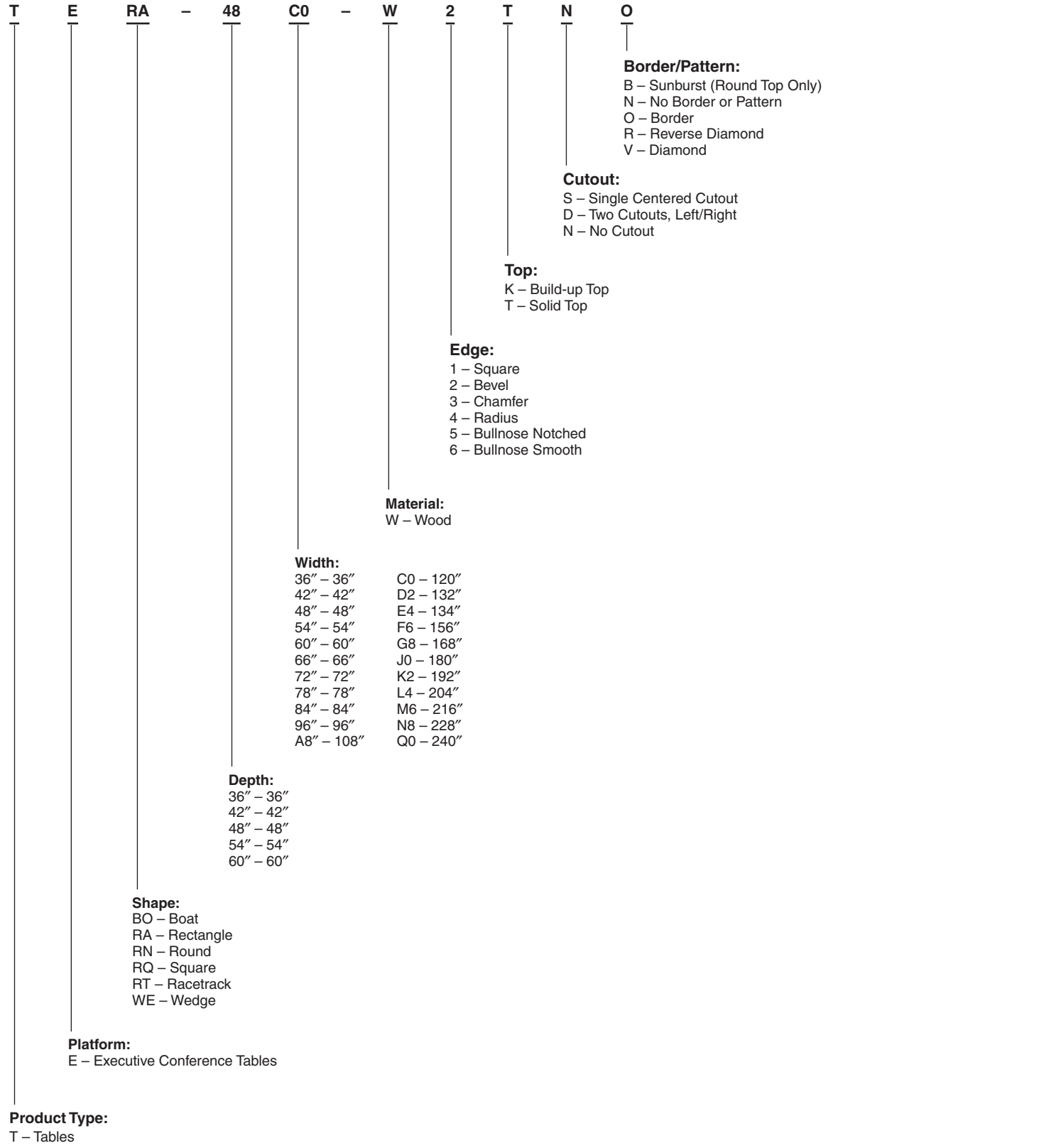
Steps to Specify an Executive Wood Table

- (1) Top
 - Shape
 - Size
 - Edge Option
 - Cutout Option for Flip Top Unit
 - Pattern or Border Option
 - Finish Option
- (2) Base Type
 - Access Door Option
 - Finish for Wood or Trim Color for Metal
- (3) Power
 - Flip Top Unit (separately specified)

On site measurements should be taken to ensure there is adequate room in elevators and/or hallway conditions to accommodate the table size.

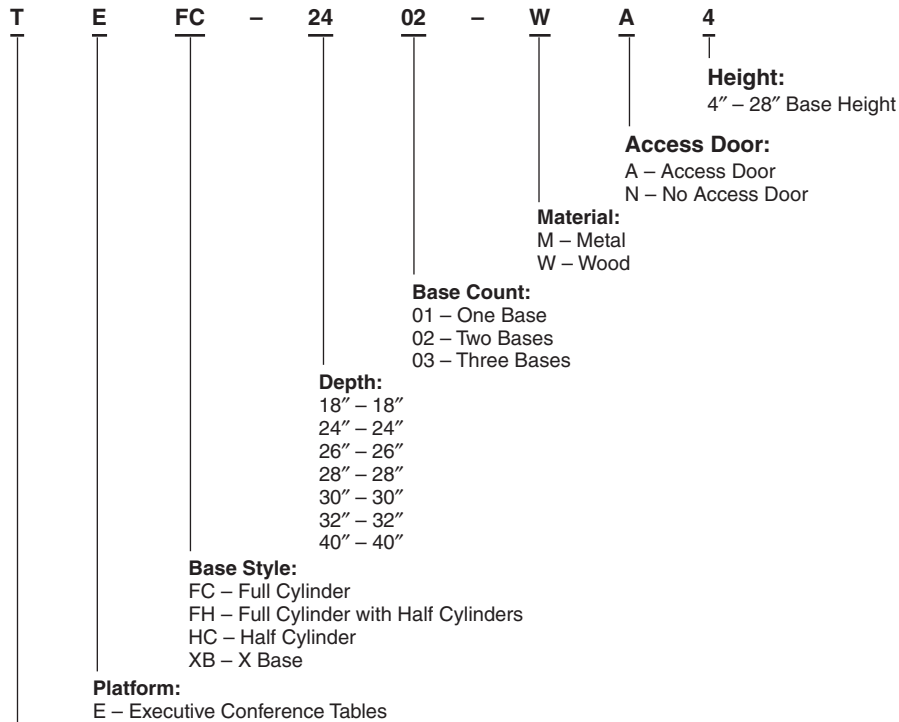
Executive Wood Tables Catalog Logic

Executive Wood Table Tops



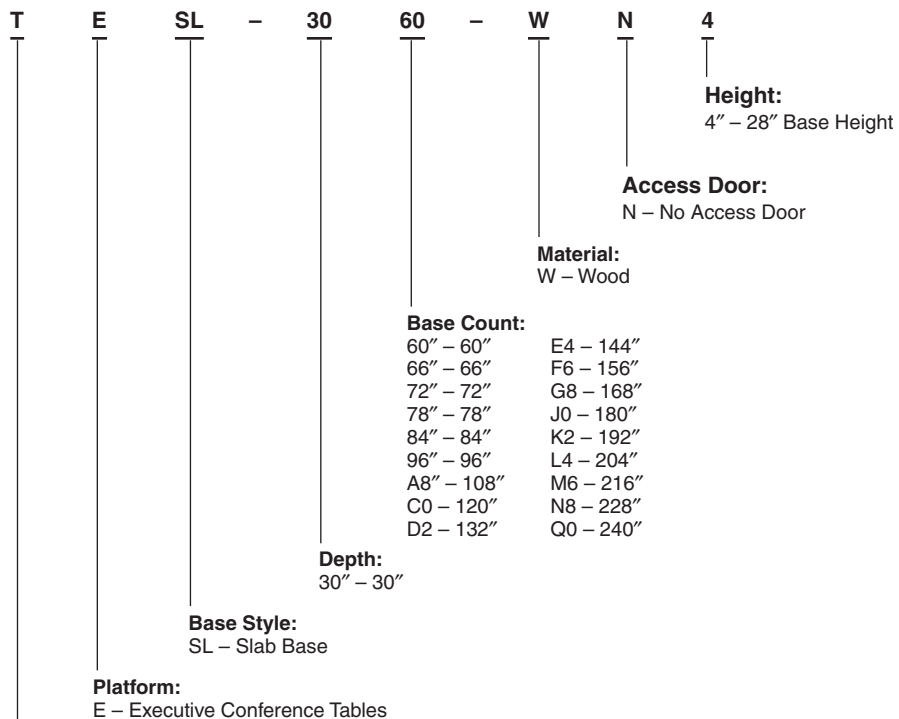
Executive Wood Tables Catalog Logic

Half Cylinder, Full Cylinder, and X Bases



Product Type:
T – Tables

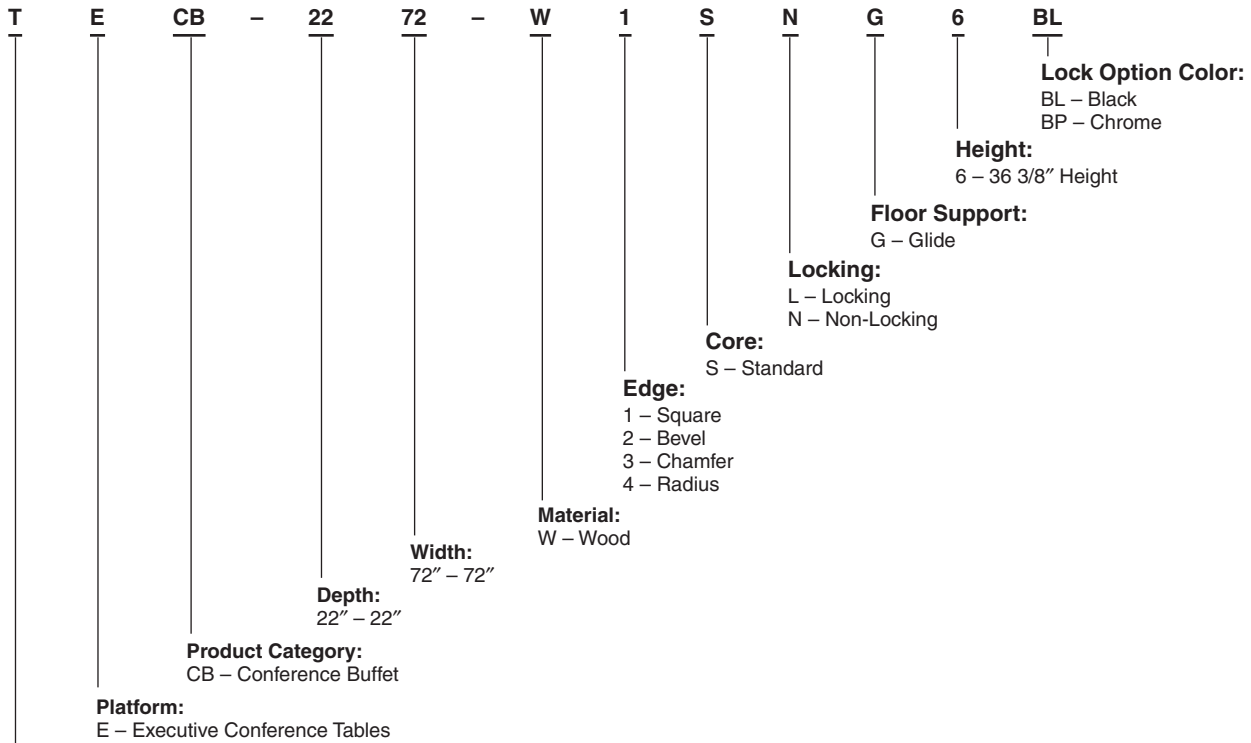
Slab Base



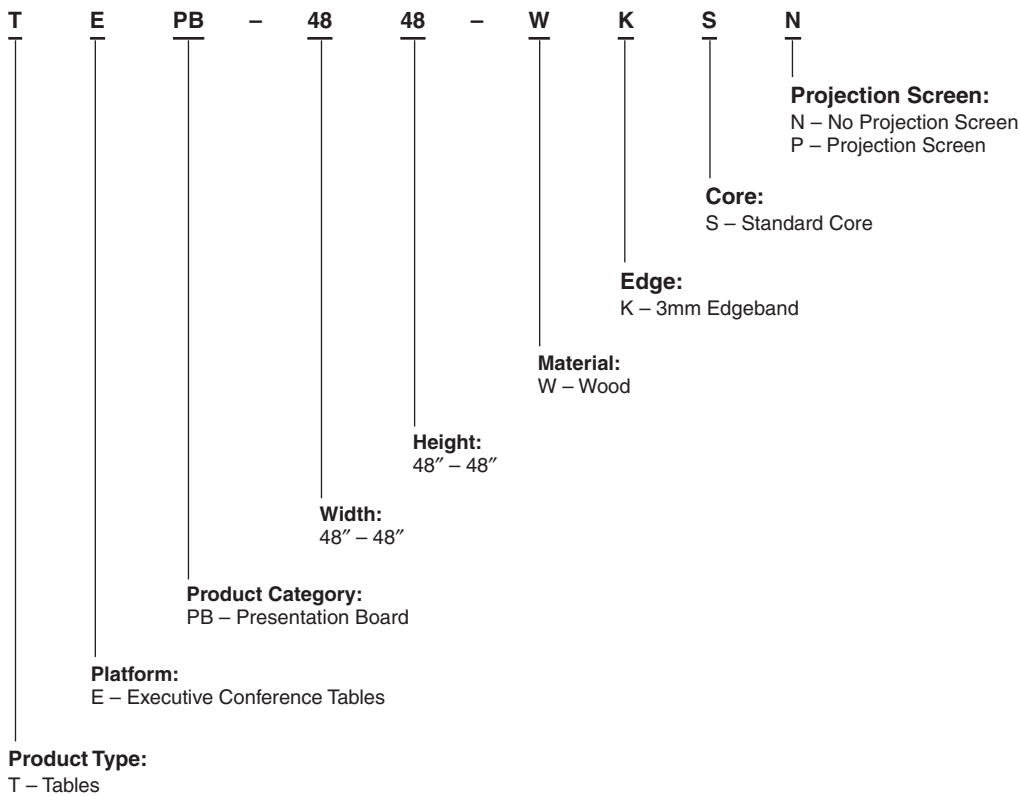
Product Type:
T – Tables

Executive Wood Tables Catalog Logic

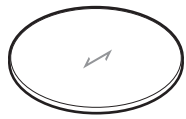
Conference Buffet



Presentation Board



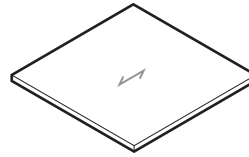
Executive Wood Tables Statement of Line



Round Table Dimensions

Depth Width

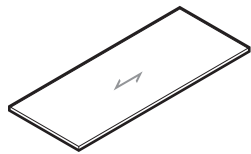
	36"	42"	48"	54"	60"
36"	X				
42"		X			
48"			X		
54"				X	
60"					X



Square Table Dimensions

Depth Width

	36"	42"	48"	54"	60"
36"	X				
42"		X			
48"			X		
54"				X	
60"					X



Rectangle Table Dimensions

Depth Width

	60"	66"	72"	78"	84"	96"	108"	120"	132"	144"	156"	168"	180"	192"	204"	216"	228"	240"
36"	X	X	X	X	X													
42"				X	X	X	X	X	X	X	X	X	X	X	X	X	X	X
48"					X	X	X	X	X	X	X	X	X	X	X	X	X	X
54"							X	X	X	X	X	X	X	X	X	X	X	X
60"							X	X	X	X	X	X	X	X	X	X	X	X



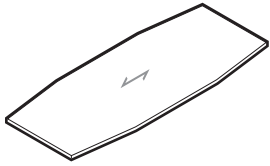
Racetrack Table Dimensions

Depth Width

	60"	66"	72"	78"	84"	96"	108"	120"	132"	144"	156"	168"	180"	192"	204"	216"	228"	240"
36"	X	X	X	X	X													
42"				X	X	X	X	X										
48"					X	X	X	X	X	X	X	X	X	X	X	X	X	X
54"							X	X	X	X	X	X	X	X	X	X	X	X
60"							X	X	X	X	X	X	X	X	X	X	X	X

Note: ↘ = Wood Grain Direction

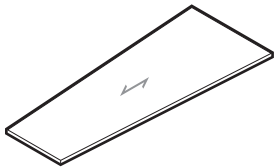
Executive Wood Tables Statement of Line



Boat Table Dimensions

Depth Width

	60"	66"	72"	78"	84"	96"	108"	120"	132"	144"	156"	168"	180"	192"	204"	216"	228"	240"
36"	X	X	X	X	X													
42"				X	X	X	X	X										
48"					X	X	X	X	X	X	X	X	X	X	X	X	X	X
54"							X	X	X	X	X	X	X	X	X	X	X	X
60"							X	X	X	X	X	X	X	X	X	X	X	X



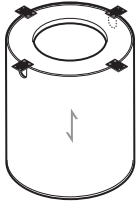
Wedge Table Dimensions

Depth

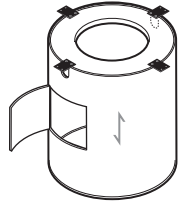
	84"	96"	108"	120"	132"	144"	156"	168"	180"	192"	204"	216"	228"	240"
48"	X	X	X	X	X	X	X	X	X	X	X	X	X	X
54"			X	X	X	X	X	X	X	X	X	X	X	X
60"			X	X	X	X	X	X	X	X	X	X	X	X

Note: ↗ = Wood Grain Direction

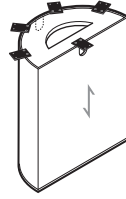
Executive Wood Tables Statement of Line



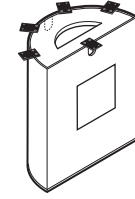
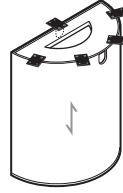
Full Cylinder
18", 24", 30" Diameter



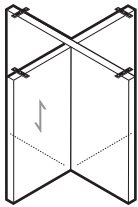
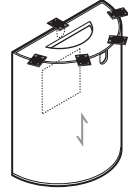
**Full Cylinder with
Optional Access Door**



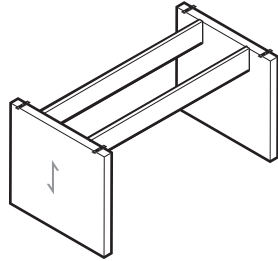
Half Cylinder
18", 24", 30"



**Half Cylinder with
Optional Access Door**



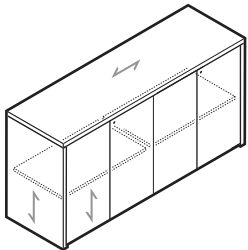
X Base
1 1/4" Thick
26", 32" Lengths



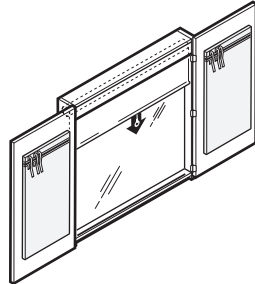
Slab Base
2" Thick
30" Long



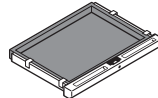
Metal X Base
28", 40"



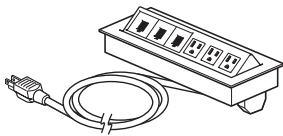
Conference Buffet




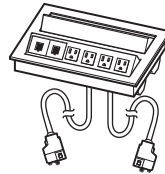

Presentation Board



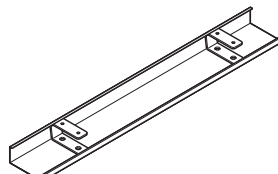
Center Drawer



Flip Top Units



Vertical Manager — Vertical



Wire Manager — Horizontal

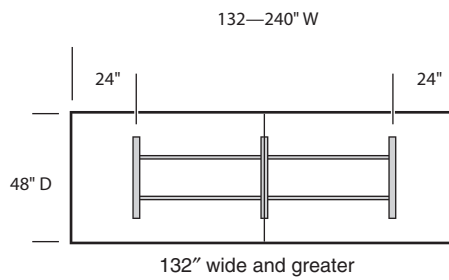
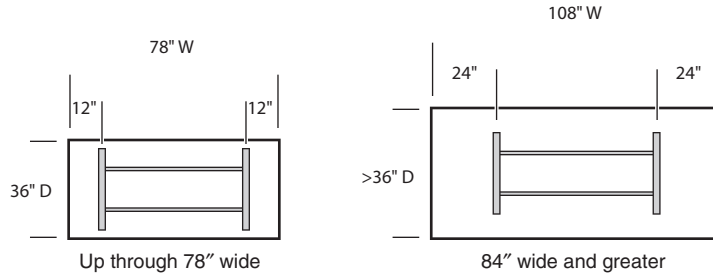
Note: ↯ = Wood Grain Direction

Executive Wood Tables Base Placement

Base Placement

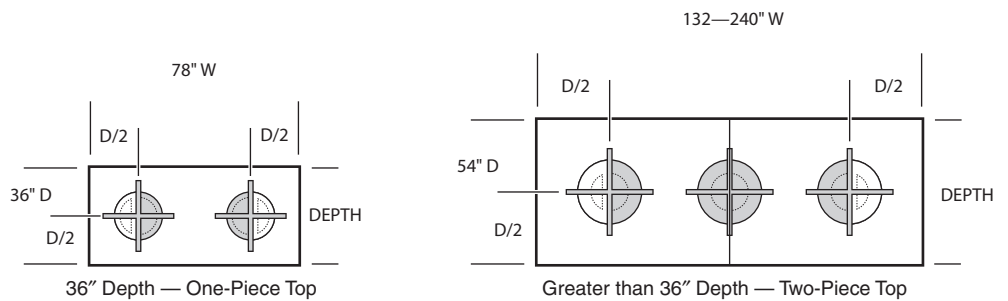
Slab Base

- 60"-78"(1524mm-1981mm) wide top base placement spacing is 12"(305mm) from ends.
- Greater than 78"(1981mm) wide top base placement spacing is 24"(610mm) from ends.
- Keel between slab base panels is 6"(152mm) tall and inset 7"(178mm) from the edge of the panels.



Cylinder, Half Cylinder and X Base

- $\frac{\text{Top depth}}{2} = \text{base inset}$



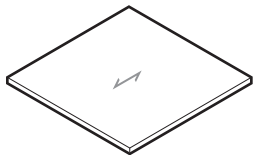
Executive Wood Tables

Size	Number	① ② ③	Wood Group		Pattern/Border Upcharges			
			B	D	Sunburst (B)	Reverse Diamond (R)	Diamond (V)	Border (O)
1 1/2"(38mm) Edge — Round								
36"(914mm)	TERN-3636-W	T	\$1755.30	\$2060.12	\$ 699.07	\$ 544.19	\$ 531.46	\$1600.50
42"(1067mm)	TERN-4242-W	T	2040.42	2435.12	951.54	721.34	721.34	1799.11
48"(1219mm)	TERN-4848-W	T	2365.86	2863.16	1247.50	943.05	943.05	1997.72
54"(1372mm)	TERN-5454-W	T	2731.62	3344.24	2017.64	1190.22	1190.22	2196.33
60"(1524mm)	TERN-6060-W	T	3137.70	3878.36	2486.52	1469.21	1469.21	2390.07
2 3/4"(70mm) Edge								
36"(914mm)	TERN-3636-W	K	\$3887.94	\$4185.56	\$ 699.07	\$ 544.19	\$ 531.46	\$1600.50
42"(1067mm)	TERN-4242-W	K	4528.50	4914.80	951.54	721.34	721.34	1799.11
48"(1219mm)	TERN-4848-W	K	6588.42	7076.12	1247.50	943.05	943.05	1997.72
54"(1372mm)	TERN-5454-W	K	7309.62	7911.44	2017.64	1190.22	1190.22	2196.33
60"(1524mm)	TERN-6060-W	K	8071.14	8799.80	2486.52	1469.21	1469.21	2390.07
1 1/2"(38mm) Edge — Square								
36" x 36"(914mm x 914mm)	TERQ-3636-W	T	\$1509.40	\$1576.23	NA	\$ 531.46	\$ 531.46	\$ 539.01
42" x 42"(1067mm x 1067mm)	TERQ-4242-W	T	1810.70	1946.43	NA	721.34	721.34	629.64
48" x 48"(1219mm x 1219mm)	TERQ-4848-W	T	2154.44	2369.67	NA	943.05	943.05	720.27
54" x 54"(1372mm x 1372mm)	TERQ-5454-W	T	2540.62	2845.95	NA	1190.22	1190.22	810.90
60" x 60"(1524mm x 1524mm)	TERQ-6060-W	T	2969.24	3375.27	NA	1469.21	1469.21	896.76
2 3/4"(70mm) Edge								
36" x 36"(914mm x 914mm)	TERQ-3636-W	K	\$2342.76	\$2562.23	NA	\$ 531.46	\$ 531.46	\$ 539.01
42" x 42"(1067mm x 1067mm)	TERQ-4242-W	K	2663.26	2977.07	NA	721.34	721.34	629.64
48" x 48"(1219mm x 1219mm)	TERQ-4848-W	K	4033.96	4452.71	NA	943.05	943.05	720.27
54" x 54"(1372mm x 1372mm)	TERQ-5454-W	K	4439.34	4973.63	NA	1190.22	1190.22	810.90
60" x 60"(1524mm x 1524mm)	TERQ-6060-W	K	4887.16	5547.59	NA	1469.21	1469.21	896.76

Round/Square



TERN



TERQ

Note: ↗ = Wood Grain Direction

Features

- Includes one piece, round or square, wood veneer top with solid wood edge:
 - 1 1/2"(38mm) Edge: Square (1), Bevel (2), Chamfer (3) or Radius (4).
 - 2 3/4"(70mm) Edge: Bullnose Notched (5) or Bullnose Smooth (6)
- Flip Top Unit Cutout Option available with Full Cylinder Base only (Flip Top Units separately specified).
- Diamond (V) and Reverse Diamond (R) pattern options are available.
- Sunburst (B) pattern option is available on round tops only.
- Border (O) option has black 1/8"(3mm) thick inlay.
- Base Kits are specified separately.
- Base kits include Full Cylinder, Metal X Base and Wood X Base.
- Finished table height with base is 29 1/2"(749mm).

To Order, Specify:

1) Product number, including:

① Edge Option:

- 1 1 1/2" Square
- 2 1 1/2" Bevel
- 3 1 1/2" Chamfer
- 4 1 1/2" Radius
- 5 2 3/4" Bullnose Notched
- 6 2 3/4" Bullnose Smooth

② Flip Top Unit Cutout:

- S Single Centered, add \$208.00 list
- N None

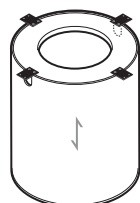
③ Pattern/Border Options: Upcharges (list)

- B Sunburst (Round Only)
- R Reverse Diamond
- V Diamond
- O Border
- N None

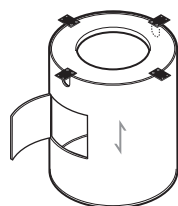
2) Wood surface finish.

Executive Wood Tables

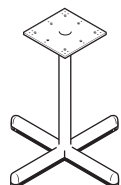
Size	Base Qty/Size	Number	①	Price	Wood Group B	Wood Group D
Base Kits — Round/Square Wood Tables						
Full Cylinder Base Kit						
36"(914mm)	1-18"(457mm)	TEFC-1801-W	■	4	\$1473.45	\$1946.07
42"-54"(1067mm-1372mm)	1-24"(610mm)	TEFC-2401-W	■	4	1491.48	1969.88
60"(1524mm)	1-30"(762mm)	TEFC-3001-W	■	4	1653.79	2184.25
Metal X Base Kit						
36"-42"(914mm-1067mm)	1-28"(711mm)	TEXB-2801-MN4		\$336.27		
48"(1219mm)	1-40"(1016mm)	TEXB-4001-MN4		\$391.43		
Wood X Base Kit						
36"-42"(914mm-1067mm)	1-26"(660mm)	TEXB-2601-WN4		\$1354.64	\$1789.14	
48"-60"(1219mm-1524mm)	1-32"(813mm)	TEXB-3201-WN4		1423.59	1880.21	



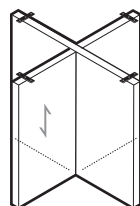
TEFC



TEFC-A



TEXB-M



TEXB-W

Note: ↯ = Wood Grain Direction

Features

- Each kit includes one 28"(711mm) high base with attachment hardware:
 - Full Cylinder Base: Wood veneer over wood base; available with optional Access Door for power access.
 - Full Cylinder Base has cord access cutout.
 - Each Full Cylinder base includes weight for stability.
- Wood X Base: Two 26"(660mm) or 32"(813mm) deep, 1 1/4"(32mm) thick wood veneer slabs.
- X Base: two 30"(762mm) deep, 1 1/4"(32mm) thick wood veneer slabs.
- Metal X Base available in trim colors.
- Glide adjustment of 1"(25mm) on all bases.
- Cylinders ship assembled; X Bases require field assembly.

To Order, Specify:

- 1) Product number, including:

① Access Hatch Option:

- A** Access Door, add \$420.08 list
- N** No Access Door

- 2) Wood surface finish.

X Base – Wood

- 1) Product number.
- 2) Wood surface finish.

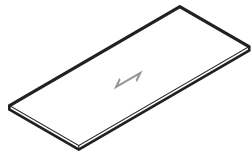
X Base – Metal

- 1) Product number
- 2) Trim colors.

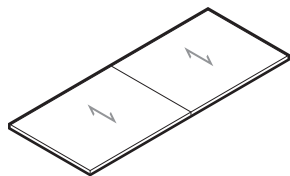
Note: \$14.85 upcharge (list) for Metallic or accent trim colors.

Executive Wood Tables

Rectangular



TERA
(60"-120")



TERA
(132"-240"
[3353mm-6096mm])

Note: ↗ = Wood Grain Direction

Features

- Includes one piece (60"-120"[1524mm-3048mm] wide) or two piece (132"-240"[3353mm-6096mm] wide) Rectangular shaped wood veneer top with solid wood edge:
 - 1 1/2"(38mm) Edge: Square (1), Bevel (2), Chamfer (3) or Radius (4).
 - 2 3/4"(70mm) Edge: Bullnose Notched (5) or Bullnose Smooth (6).
- Border (O) option has black 1/8"(3mm) thick inlay.
- Base Kits are specified separately.
- Base kits include Full Cylinder, Half Cylinder, Full/Half Cylinder, Wood X Base and Wood Slab Base.
- Flip Top Unit Cutout Options available for separately specified Flip Top Unit(s) on tops greater than 36"(914mm) deep:
 - One centered cutout (S) (84"-120"[2134mm-3048mm] wide tops).
 - Two left/right cutouts (D) (132"-240"[3353mm-6096mm] wide tops).
 - Cutouts are centered between bases.

Note: On site measurements should be taken to ensure there is adequate room in elevators and/or hallway conditions to accommodate the top sizes.

To Order, Specify:

1) Product number, including:

① Edge Option:

- 1 1 1/2" Square
- 2 1 1/2" Bevel
- 3 1 1/2" Chamfer
- 4 1 1/2" Radius
- 5 2 3/4" Bullnose Notched
- 6 2 3/4" Bullnose Smooth

② Flip Top Unit Cutout:

- S Single Centered (84"-120"[2134mm-3048mm] Widths), add **\$208.00** list
- D Two Left/Right (132"-240"[3353mm-6096mm] Widths), add **\$416.00** list
- N None

③ Border Option: Upcharges (list)

- N None
- O Border

2) Wood surface finish.

Depth	Width	Pieces	Number	①	②	③	Wood Group B D	Upcharge Border Option (O)
1 1/2"(38mm) Edge								
36"(914mm)	60"(1524mm)	1	TERA-3660-W	<input type="checkbox"/> TN			\$ 2171.98 \$ 2427.08	\$ 703.35
	66"(1676mm)	1	TERA-3666-W	<input type="checkbox"/> TN			2364.16 2643.14	746.19
	72"(1829mm)	1	TERA-3672-W	<input type="checkbox"/> TN			2556.34 2859.20	789.03
	78"(1981mm)	1	TERA-3678-W	<input type="checkbox"/> TN			2748.52 3075.26	831.87
	84"(2134mm)	1	TERA-3684-W	<input type="checkbox"/> TN			2940.70 3291.32	874.71
2 3/4"(70mm) Edge								
36"(914mm)	60"(1524mm)	1	TERA-3660-W	<input type="checkbox"/> KN			\$ 3824.33 \$ 4079.43	\$ 703.35
	66"(1676mm)	1	TERA-3666-W	<input type="checkbox"/> KN			4162.55 4441.53	746.19
	72"(1829mm)	1	TERA-3672-W	<input type="checkbox"/> KN			4500.77 4803.63	789.03
	78"(1981mm)	1	TERA-3678-W	<input type="checkbox"/> KN			4838.99 5165.73	831.87
	84"(2134mm)	1	TERA-3684-W	<input type="checkbox"/> KN			5177.21 5527.83	874.71
1 1/2"(38mm) Edge								
42"(1067mm)	78"(1981mm)	1	TERA-4278-W	<input type="checkbox"/> TN			\$ 3047.31 \$ 3425.79	\$ 874.71
	84"(2134mm)	1	TERA-4284-W	<input type="checkbox"/> T	<input type="checkbox"/>		3254.72 3661.06	917.55
	96"(2438mm)	1	TERA-4296-W	<input type="checkbox"/> T	<input type="checkbox"/>		3669.54 4131.60	1003.23
	108"(2743mm)	1	TERA-42A8-W	<input type="checkbox"/> T	<input type="checkbox"/>		4084.36 4602.14	1088.91
	120"(3048mm)	1	TERA-42C0-W	<input type="checkbox"/> T	<input type="checkbox"/>		4499.18 5072.68	1174.59
	132"(3353mm)	2	TERA-42D2-W	<input type="checkbox"/> T	<input type="checkbox"/>		5323.40 5952.62	1354.75
	144"(3658mm)	2	TERA-42E4-W	<input type="checkbox"/> T	<input type="checkbox"/>		5864.18 6549.12	1440.43
	156"(3962mm)	2	TERA-42F6-W	<input type="checkbox"/> T	<input type="checkbox"/>		6404.96 7145.62	1526.11
	168"(4267mm)	2	TERA-42G8-W	<input type="checkbox"/> T	<input type="checkbox"/>		6945.74 7742.12	1611.79
	180"(4572mm)	2	TERA-42J0-W	<input type="checkbox"/> T	<input type="checkbox"/>		7958.99 8811.09	1749.96
	192"(4877mm)	2	TERA-42K2-W	<input type="checkbox"/> T	<input type="checkbox"/>		8436.79 9344.61	1835.64
	204"(5182mm)	2	TERA-42L4-W	<input type="checkbox"/> T	<input type="checkbox"/>		8914.59 9878.13	1921.32
	216"(5486mm)	2	TERA-42M6-W	<input type="checkbox"/> T	<input type="checkbox"/>		9392.39 10411.65	2007.00
	228"(5791mm)	2	TERA-42N8-W	<input type="checkbox"/> T	<input type="checkbox"/>		9870.19 10945.17	2092.68
	240"(6096mm)	2	TERA-42Q0-W	<input type="checkbox"/> T	<input type="checkbox"/>		10347.99 11478.69	2178.36

Executive Wood Tables

	Depth	Width	Pieces	Number	① ② ③	Wood Group		Upcharge Border Option (O)		
						B	D			
Rectangular	2 3/4" (70mm) Edge									
	42" (1067mm)	78" (1981mm)	1	TERA-4278-W	KN		\$ 5283.82	\$ 5662.30	\$ 874.71	
		84" (2134mm)	1	TERA-4284-W	K		5637.27	6043.61	917.55	
		96" (2438mm)	1	TERA-4296-W	K		6344.17	6806.23	1003.23	
		108" (2743mm)	1	TERA-42A8-W	K		7051.07	7568.85	1088.91	
		120" (3048mm)	1	TERA-42C0-W	K		7757.97	8331.47	1174.59	
		132" (3353mm)	2	TERA-42D2-W	K		9304.70	9933.92	1354.75	
		144" (3658mm)	2	TERA-42E4-W	K		10389.52	11074.46	1440.43	
		156" (3962mm)	2	TERA-42F6-W	K		11474.34	12215.00	1526.11	
		168" (4267mm)	2	TERA-42G8-W	K		12559.16	13355.54	1611.79	
		180" (4572mm)	2	TERA-42J0-W	K		13087.58	13939.68	1749.96	
		192" (4877mm)	2	TERA-42K2-W	K		13899.46	14807.28	1835.64	
		204" (5182mm)	2	TERA-42L4-W	K		14711.34	15674.88	1921.32	
		216" (5486mm)	2	TERA-42M6-W	K		15523.22	16542.48	2007.00	
		228" (5791mm)	2	TERA-42N8-W	K		16335.10	17410.08	2092.68	
		240" (6096mm)	2	TERA-42Q0-W	K		17146.98	18277.68	2178.36	
		1 1/2" (38mm) Edge								
		48" (1219mm)	84" (2134mm)	1	TERA-4884-W	T		\$ 3568.74	\$ 4030.80	\$ 960.39
			96" (2438mm)	1	TERA-4896-W	T		4014.02	4539.76	1046.07
			108" (2743mm)	1	TERA-48A8-W	T		4459.30	5048.72	1131.75
			120" (3048mm)	1	TERA-48C0-W	T		4904.58	5557.68	1217.43
			132" (3353mm)	2	TERA-48D2-W	T		5748.77	6465.55	1397.59
			144" (3658mm)	2	TERA-48E4-W	T		6194.05	6974.51	1483.27
			156" (3962mm)	2	TERA-48F6-W	T		6639.33	7483.47	1568.95
			168" (4267mm)	2	TERA-48G8-W	T		7084.61	7992.43	1654.63
			180" (4572mm)	2	TERA-48J0-W	T		8516.69	9488.19	1792.80
			192" (4877mm)	2	TERA-48K2-W	T		9024.95	10060.13	1878.48
			204" (5182mm)	2	TERA-48L4-W	T		9533.21	10632.07	1964.16
			216" (5486mm)	2	TERA-48M6-W	T		10041.47	11204.01	2049.84
			228" (5791mm)	2	TERA-48N8-W	T		10549.73	11775.95	2135.52
			240" (6096mm)	2	TERA-48Q0-W	T		11057.99	12347.89	2221.20
		2 3/4" (70mm) Edge								
		48" (1219mm)	84" (2134mm)	1	TERA-4884-W	K		\$ 6097.33	\$ 6559.39	\$ 960.39
			96" (2438mm)	1	TERA-4896-W	K		6834.69	7360.43	1046.07
			108" (2743mm)	1	TERA-48A8-W	K		7572.05	8161.47	1131.75
			120" (3048mm)	1	TERA-48C0-W	K		8309.41	8962.51	1217.43
		132" (3353mm)	2	TERA-48D2-W	K		9645.14	10361.92	1397.59	
		144" (3658mm)	2	TERA-48E4-W	K		10382.50	11162.96	1483.27	
		156" (3962mm)	2	TERA-48F6-W	K		11119.86	11964.00	1568.95	
		168" (4267mm)	2	TERA-48G8-W	K		11857.22	12765.04	1654.63	
		180" (4572mm)	2	TERA-48J0-W	K		13896.30	14867.80	1792.80	
		192" (4877mm)	2	TERA-48K2-W	K		14812.12	15847.30	1878.48	
		204" (5182mm)	2	TERA-48L4-W	K		15727.94	16826.80	1964.16	
		216" (5486mm)	2	TERA-48M6-W	K		16643.76	17806.30	2049.84	
		228" (5791mm)	2	TERA-48N8-W	K		17559.58	18785.80	2135.52	
		240" (6096mm)	2	TERA-48Q0-W	K		18475.40	19765.30	2221.20	

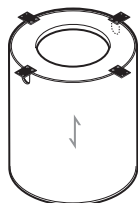
Executive Wood Tables

	Depth	Width	Pieces	Number	① ② ③			Wood Group		Upcharge Border Option (O)	
					B	D					
Rectangular	1 1/2" (38mm) Edge										
	54"(1372mm)	108"(2743mm)	1	TERA-54A8-W	T			\$ 4834.24	\$ 5495.30	\$1174.59	
		120"(3048mm)	1	TERA-54C0-W	T			5309.98	6042.68	1260.27	
		132"(3353mm)	2	TERA-54D2-W	T			6352.59	7156.93	1440.43	
		144"(3658mm)	2	TERA-54E4-W	T			6891.31	7767.29	1526.11	
		156"(3962mm)	2	TERA-54F6-W	T			7430.03	8377.65	1611.79	
		168"(4267mm)	2	TERA-54G8-W	T			7968.75	8988.01	1697.47	
		180"(4572mm)	2	TERA-54J0-W	T			9074.39	10165.29	1835.64	
		192"(4877mm)	2	TERA-54K2-W	T			9613.11	10775.65	1921.32	
		204"(5182mm)	2	TERA-54L4-W	T			10151.83	11386.01	2007.00	
		216"(5486mm)	2	TERA-54M6-W	T			10690.55	11996.37	2092.68	
		228"(5791mm)	2	TERA-54N8-W	T			11229.27	12606.73	2178.36	
		240"(6096mm)	2	TERA-54Q0-W	T			11767.99	13217.09	2264.04	
		2 3/4" (70mm) Edge									
		54"(1372mm)	108"(2743mm)	1	TERA-54A8-W	K			\$ 8093.03	\$ 8754.09	\$1174.59
			120"(3048mm)	1	TERA-54C0-W	K			8860.85	9593.55	1260.27
			132"(3353mm)	2	TERA-54D2-W	K			10499.98	11304.32	1440.43
			144"(3658mm)	2	TERA-54E4-W	K			11456.76	12332.74	1526.11
			156"(3962mm)	2	TERA-54F6-W	K			12413.54	13361.16	1611.79
			168"(4267mm)	2	TERA-54G8-W	K			13370.32	14389.58	1697.47
			180"(4572mm)	2	TERA-54J0-W	K			14705.02	15795.92	1835.64
			192"(4877mm)	2	TERA-54K2-W	K			15714.28	16876.82	1921.32
			204"(5182mm)	2	TERA-54L4-W	K			16723.54	17957.72	2007.00
			216"(5486mm)	2	TERA-54M6-W	K			17732.80	19038.62	2092.68
			228"(5791mm)	2	TERA-54N8-W	K			18742.06	20119.52	2178.36
			240"(6096mm)	2	TERA-54Q0-W	K			19751.32	21200.42	2264.04
		1 1/2" (38mm) Edge									
		60"(1524mm)	108"(2743mm)	1	TERA-60A8-W	T			\$ 5209.18	\$ 5941.88	\$1217.43
			120"(3048mm)	1	TERA-60C0-W	T			5715.38	6527.68	1303.11
			132"(3353mm)	2	TERA-60D2-W	TN			6898.68	7790.58	1483.27
			144"(3658mm)	2	TERA-60E4-W	T			7467.86	8439.36	1568.95
			156"(3962mm)	2	TERA-60F6-W	T			8037.04	9088.14	1654.63
			168"(4267mm)	2	TERA-60G8-W	T			8606.22	9736.92	1740.31
		180"(4572mm)	2	TERA-60J0-W	T			9464.12	10674.42	1878.48	
		192"(4877mm)	2	TERA-60K2-W	T			10033.30	11323.20	1964.16	
		204"(5182mm)	2	TERA-60L4-W	T			10602.48	11971.98	2049.84	
		216"(5486mm)	2	TERA-60M6-W	T			11171.66	12620.76	2135.52	
		228"(5791mm)	2	TERA-60N8-W	T			11740.84	13269.54	2221.20	
		240"(6096mm)	2	TERA-60Q0-W	T			12310.02	13918.32	2306.88	
	2 3/4" (70mm) Edge										
	60"(1524mm)	108"(2743mm)	1	TERA-60A8-W	K			\$ 8614.01	\$ 9346.71	\$1217.43	
		120"(3048mm)	1	TERA-60C0-W	K			9412.29	10224.59	1303.11	
		132"(3353mm)	2	TERA-60D2-W	KN			11270.84	12162.74	1483.27	
		144"(3658mm)	2	TERA-60E4-W	K			12258.08	13229.58	1568.95	
		156"(3962mm)	2	TERA-60F6-W	K			13245.32	14296.42	1654.63	
		168"(4267mm)	2	TERA-60G8-W	K			14232.56	15363.26	1740.31	
		180"(4572mm)	2	TERA-60J0-W	K			15618.71	16829.01	1878.48	
		192"(4877mm)	2	TERA-60K2-W	K			16731.93	18021.83	1964.16	
		204"(5182mm)	2	TERA-60L4-W	K			17845.15	19214.65	2049.84	
		216"(5486mm)	2	TERA-60M6-W	K			18958.37	20407.47	2135.52	
		228"(5791mm)	2	TERA-60N8-W	K			20071.59	21600.29	2221.20	
		240"(6096mm)	2	TERA-60Q0-W	K			21184.81	22793.11	2306.88	

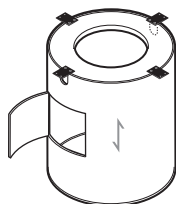
Executive Wood Tables

Rectangular Table Depths	Widths	Base Qty/Size	Number	①	Wood Group B	D
Base Kits — Rectangular Wood Tables						
Full Cylinder Base Kits						
36-42"(914mm-1067mm)	60"-120"(1524mm-3048mm)	2-18"(457mm)	TEFC-1802-W	4	\$2800.51	\$3698.79
42"(1067mm)	132"-240"(3353mm-6096mm)	3-18"(457mm)	TEFC-1803-W	4	4201.83	5549.59
48"-54"(1219mm-1372mm)	84"-120"(2134mm-3048mm)	2-24"(610mm)	TEFC-2402-W	4	2982.97	3939.77
	132"-240"(3353mm-6096mm)	3-24"(610mm)	TEFC-2403-W	4	4473.39	5908.25
60"(1524mm)	108"-120"(2743mm-3048mm)	2-30"(762mm)	TEFC-3002-W	4	3309.70	4371.30
	132"-240"(3353mm-6096mm)	3-30"(762mm)	TEFC-3003-W	4	4963.48	6555.55
Full/Half Cylinder Base Kits						
42"(1067mm)	132"-240"(3353mm-6096mm)	3-18"(457mm)	TEFH-1803-W	4	\$4265.48	\$5633.65
48"-54"(1219mm-1372mm)	132"-240"(3353mm-6096mm)	3-24"(610mm)	TEFH-2403-W	4	4502.04	5946.09
60"(1524mm)	132"-240"(3353mm-6096mm)	3-30"(762mm)	TEFH-3003-W	4	4990.00	6590.57
Half Cylinder Base Kits						
36-42"(914mm-1067mm)	60"-120"(1524mm-3048mm)	2-18"(457mm)	TEHC-1802-W	4	\$2807.94	\$3708.26
48"-54"(1219mm-1372mm)	84"-120"(2134mm-3048mm)	2-24"(610mm)	TEHC-2402-W	4	2929.57	3829.89
60"(1524mm)	108"-120"(2743mm-3048mm)	2-30"(762mm)	TEHC-3002-W	4	3270.55	4170.87
Wood X Base Kits						
36"-54"	60"-120"(1524mm-3048mm)	2-26"(660mm)	TEXB-2602-WN4		\$2710.34	\$3579.70
	132"-240"(3353mm-6096mm)	3-26"(660mm)	TEXB-2603-WN4		4064.98	5368.84
60"(1524mm)	108"-120"(2743mm-3048mm)	2-32"(813mm)	TEXB-3202-WN4		2847.18	3760.44
	132"-240"(3353mm-6096mm)	3-32"(813mm)	TEXB-3203-WN4		4270.78	5640.64
Wood Slab Base Kits						
		2-60"(1524mm)	TESL-3060-WN4		\$2029.27	\$2680.16
		2-66"(1676mm)	TESL-3066-WN4		2037.59	2691.14
		2-72"(1829mm)	TESL-3072-WN4		2045.91	2702.12
		2-78"(1981mm)	TESL-3078-WN4		2054.23	2713.10
		2-84"(2134mm)	TESL-3084-WN4		2062.55	2724.08
		2-96"(2438mm)	TESL-3096-WN4		2079.19	2746.04
		2-108"(2743mm)	TESL-30A8-WN4		2095.83	2768.00
		2-120"(3048mm)	TESL-30C0-WN4		2112.47	2789.96
		3-132"(3353mm)	TESL-30D2-WN4		3384.89	4470.61
		3-144"(3658mm)	TESL-30E4-WN4		3576.17	4723.25
		3-156"(3962mm)	TESL-30F6-WN4		3767.45	4975.89
		3-168"(4267mm)	TESL-30G8-WN4		3958.73	5228.53
		3-180"(4572mm)	TESL-30J0-WN4		4150.01	5481.17
		3-192"(4877mm)	TESL-30K2-WN4		4341.29	5733.81
		3-204"(5182mm)	TESL-30L4-WN4		4532.57	5986.45
		3-216"(5486mm)	TESL-30M6-WN4		4723.85	6239.09
		3-228"(5791mm)	TESL-30N8-WN4		4915.13	6491.73
		3-240"(6096mm)	TESL-30Q0-WN4		5106.41	6744.37

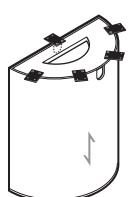
Base Kits — Rectangular Wood Tables



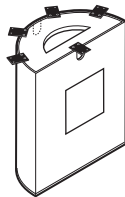
TEFC



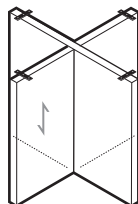
TEFH-A



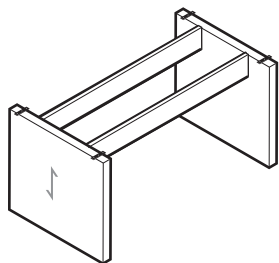
TEHC



TEHC-A



TEXB-W



TESL

Note: ↗ = Wood Grain Direction

Features

- Each kit includes 28"(711mm) high base kit(s) with attachment hardware:
 - Full Cylinder Base: Wood veneer over wood base; available with optional Access Door for power access.
 - Full Cylinder Base and Half Cylinder Base have cord access cutout.
 - Half Cylinder Base: Wood veneer over wood base.
 - Each Full Cylinder and Half Cylinder base includes weight for stability.
- Wood X Base: Two 26"(660mm) or 32"(813mm) deep, 1 1/4"(32mm) thick wood veneer slabs.
- Slab Base: 30"(762mm) deep, 2"(51mm) thick wood veneer with Keel sets:
 - One base set includes one Keel set.
 - Three base kit includes two Keel sets.
- Glide adjustment of 1"(25mm) on all bases
- Cylinders ship assembled; other bases require field assembly.

To Order, Specify:

1) Product number, including:

① Access Hatch Option:

- A** Access Door, upcharges (list) per kit Base Qty Two, add \$840.16 list Base Qty Three, add \$1260.24 list
- N** No Access Door

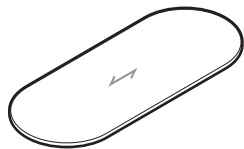
2) Wood surface finish.

X Base/Slab Base

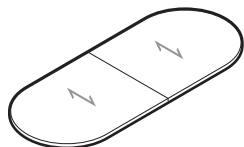
- 1) Product number.
- 2) Wood surface finish.

Executive Wood Tables

Racetrack Tables



TERT
(60"-120")



TERT
(132"-240"
[3353mm-6096mm])

Note: ↗ = Wood Grain Direction

Features

- Includes one piece (60"-120"[1524mm-3048mm] wide) or two piece (132"-240"[3353mm-6096mm] wide) Racetrack shaped wood veneer top with solid wood edge:
 - 1 1/2"(38mm) Edge: Square (1), Bevel (2), Chamfer (3) or Radius (4).
 - 2 3/4"(70mm) Edge: Bullnose Notched (5) or Bullnose Smooth (6).
- Border (O) option has black 1/8"(3mm) thick inlay.
- Base Kits are specified separately.
- Base kits include Full Cylinder, Half Cylinder, Full/Half Cylinder Wood X Base and Wood Slab Base.
- Flip Top Unit Cutout Options available for separately specified Flip Top Unit(s) on tops greater than 36"(914mm) deep:
 - One centered cutout (S) (84"-120"[2134mm-3048mm] wide tops).
 - Two left/right cutouts (D) (132"-240"[3353mm-6096mm] wide tops).
 - Cutouts are centered between bases.

Note: On site measurements should be taken to ensure there is adequate room in elevators and/or hallway conditions to accommodate the top sizes.

To Order, Specify:

1) Product number, including:

① Edge Option:

- 1** 1 1/2" Square
- 2** 1 1/2" Bevel
- 3** 1 1/2" Chamfer
- 4** 1 1/2" Radius
- 5** 2 3/4" Bullnose Notched
- 6** 2 3/4" Bullnose Smooth

② Flip Top Unit Cutout:

- S** Single Centered (84"-120"[2134mm-3048mm] Widths), add **\$208.00** list
- D** Two Left/Right (132"-240"[3353mm-6096mm] Widths), add **\$416.00** list
- N** None

③ Border Option: Upcharges (list)

- N** None
- O** Border

2) Wood surface finish.

Executive Wood Tables

Depth	Width	No. of Sections	Number	① ② ③			Wood Group	Upcharge Border Option (O)	
				B	D				
Racetrack									
1 1/2"(38mm) Edge									
36"(914mm)	60"(1524mm)	1	TERT-3660-W	TN			\$ 3204.41	\$ 3580.76	\$1037.67
	66"(1676mm)	1	TERT-3666-W	TN			3487.79	3899.48	1100.79
	72"(1829mm)	1	TERT-3672-W	TN			3771.17	4218.20	1163.91
	78"(1981mm)	1	TERT-3678-W	TN			4054.55	4536.92	1227.03
	84"(2134mm)	1	TERT-3684-W	TN			4337.93	4855.64	1290.15
2 3/4"(70mm) Edge									
36"(914mm)	60"(1524mm)	1	TERT-3660-W	KN			\$ 5642.17	\$ 6018.52	\$1037.67
	66"(1676mm)	1	TERT-3666-W	KN			6141.19	6552.88	1100.79
	72"(1829mm)	1	TERT-3672-W	KN			6640.21	7087.24	1163.91
	78"(1981mm)	1	TERT-3678-W	KN			7139.23	7621.60	1227.03
	84"(2134mm)	1	TERT-3684-W	KN			7638.25	8155.96	1290.15
1 1/2"(38mm) Edge									
42"(1067mm)	78"(1981mm)	1	TERT-4278-W	TN			\$ 4495.08	\$ 5054.02	\$1290.15
	84"(2134mm)	1	TERT-4284-W	T			4800.91	5401.08	1353.27
	96"(2438mm)	1	TERT-4296-W	T			5412.57	6095.20	1479.51
	108"(2743mm)	1	TERT-42A8-W	T			6024.23	6789.32	1605.75
	120"(3048mm)	1	TERT-42C0-W	T			6635.89	7483.44	1731.99
2 3/4"(70mm) Edge									
42"(1067mm)	78"(1981mm)	1	TERT-4278-W	KN			\$ 7795.40	\$ 8354.34	\$1290.15
	84"(2134mm)	1	TERT-4284-W	K			8316.87	8917.04	1353.27
	96"(2438mm)	1	TERT-4296-W	K			9359.81	10042.44	1479.51
	108"(2743mm)	1	TERT-42A8-W	K			10402.75	11167.84	1605.75
	120"(3048mm)	1	TERT-42C0-W	K			11445.69	12293.24	1731.99
1 1/2"(38mm) Edge									
48"(1219mm)	84"(2134mm)	1	TERT-4884-W	T			\$ 5263.89	\$ 5946.52	\$1416.39
	96"(2438mm)	1	TERT-4896-W	T			5920.45	6697.32	1542.63
	108"(2743mm)	1	TERT-48A8-W	T			6577.01	7448.12	1668.87
	120"(3048mm)	1	TERT-48C0-W	T			7233.57	8198.92	1795.11
	132"(3353mm)	2	TERT-48D2-W	T			8478.67	9538.26	2060.74
	144"(3658mm)	2	TERT-48E4-W	T			9135.23	10289.06	2186.98
	156"(3962mm)	2	TERT-48F6-W	T			9791.79	11039.86	2313.22
	168"(4267mm)	2	TERT-48G8-W	T			10448.35	11790.66	2439.46
	180"(4572mm)	2	TERT-48J0-W	T			12560.74	13997.29	2643.14
	192"(4877mm)	2	TERT-48K2-W	T			13310.24	14841.03	2769.38
	204"(5182mm)	2	TERT-48L4-W	T			14059.74	15684.77	2895.62
	216"(5486mm)	2	TERT-48M6-W	T			14809.24	16528.51	3021.86
	228"(5791mm)	2	TERT-48N8-W	T			15558.74	17372.25	3148.10
	240"(6096mm)	2	TERT-48Q0-W	T			16308.24	18215.99	3274.34
2 3/4"(70mm) Edge									
48"(1219mm)	84"(2134mm)	1	TERT-4884-W	K			\$ 8995.49	\$ 9678.12	\$1416.39
	96"(2438mm)	1	TERT-4896-W	K			10083.33	10860.20	1542.63
	108"(2743mm)	1	TERT-48A8-W	K			11171.17	12042.28	1668.87
	120"(3048mm)	1	TERT-48C0-W	K			12259.01	13224.36	1795.11
	132"(3353mm)	2	TERT-48D2-W	K			14229.64	15289.23	2060.74
	144"(3658mm)	2	TERT-48E4-W	K			15317.48	16471.31	2186.98
	156"(3962mm)	2	TERT-48F6-W	K			16405.32	17653.39	2313.22
	168"(4267mm)	2	TERT-48G8-W	K			17493.16	18835.47	2439.46
	180"(4572mm)	2	TERT-48J0-W	K			20501.48	21938.03	2643.14
	192"(4877mm)	2	TERT-48K2-W	K			21852.60	23383.39	2769.38
	204"(5182mm)	2	TERT-48L4-W	K			23203.72	24828.75	2895.62
	216"(5486mm)	2	TERT-48M6-W	K			24554.84	26274.11	3021.86
	228"(5791mm)	2	TERT-48N8-W	K			25905.96	27719.47	3148.10
	240"(6096mm)	2	TERT-48Q0-W	K			27257.08	29164.83	3274.34

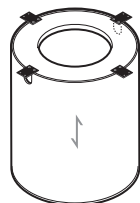
Executive Wood Tables

	Depth	Width	No. of Sections	Number	①	②	③	Wood Group B	D	Upcharge Border Option (O)	
Racetrack	1 1/2"(38mm) Edge										
	54"(1372mm)	108"(2743mm)	1	TERT-54A8-W	T			\$ 7129.79	\$ 8106.92	\$1731.99	
		120"(3048mm)	1	TERT-54C0-W	T			7831.25	8914.40	1858.23	
		132"(3353mm)	2	TERT-54D2-W	T			9369.06	10558.23	2123.86	
		144"(3658mm)	2	TERT-54E4-W	T			10163.46	11458.65	2250.10	
		156"(3962mm)	2	TERT-54F6-W	T			10957.86	12359.07	2376.34	
		168"(4267mm)	2	TERT-54G8-W	T			11752.26	13259.49	2502.58	
		180"(4572mm)	2	TERT-54J0-W	T			13382.92	14996.17	2706.26	
		192"(4877mm)	2	TERT-54K2-W	T			14177.32	15896.59	2832.50	
		204"(5182mm)	2	TERT-54L4-W	T			14971.72	16797.01	2958.74	
		216"(5486mm)	2	TERT-54M6-W	T			15766.12	17697.43	3084.98	
		228"(5791mm)	2	TERT-54N8-W	T			16560.52	18597.85	3211.22	
		240"(6096mm)	2	TERT-54Q0-W	T			17354.92	19498.27	3337.46	
	2 3/4"(70mm) Edge										
		54"(1372mm)	108"(2743mm)	1	TERT-54A8-W	K			\$11939.59	\$12916.72	\$1731.99
			120"(3048mm)	1	TERT-54C0-W	K			13072.33	14155.48	1858.23
			132"(3353mm)	2	TERT-54D2-W	K			15490.55	16679.72	2123.86
			144"(3658mm)	2	TERT-54E4-W	K			16902.07	18197.26	2250.10
			156"(3962mm)	2	TERT-54F6-W	K			18313.59	19714.80	2376.34
			168"(4267mm)	2	TERT-54G8-W	K			19725.11	21232.34	2502.58
			180"(4572mm)	2	TERT-54J0-W	K			21694.17	23307.42	2706.26
			192"(4877mm)	2	TERT-54K2-W	K			23183.13	24902.40	2832.50
			204"(5182mm)	2	TERT-54L4-W	K			24672.09	26497.38	2958.74
			216"(5486mm)	2	TERT-54M6-W	K			26161.05	28092.36	3084.98
			228"(5791mm)	2	TERT-54N8-W	K			27650.01	29687.34	3211.22
			240"(6096mm)	2	TERT-54Q0-W	K			29138.97	31282.32	3337.46
	1 1/2"(38mm) Edge										
		60"(1524mm)	108"(2743mm)	1	TERT-60A8-W	T			\$ 7682.57	\$ 8765.72	\$1795.11
			120"(3048mm)	1	TERT-60C0-W	T			8428.93	9629.88	1921.35
			132"(3353mm)	2	TERT-60D2-W	TN			10174.26	11493.01	2186.98
			144"(3658mm)	2	TERT-60E4-W	T			11013.56	12450.11	2313.22
			156"(3962mm)	2	TERT-60F6-W	T			11852.86	13407.21	2439.46
			168"(4267mm)	2	TERT-60G8-W	T			12692.16	14364.31	2565.70
		180"(4572mm)	2	TERT-60J0-W	T			13957.30	15747.25	2769.38	
		192"(4877mm)	2	TERT-60K2-W	T			14796.60	16704.35	2895.62	
		204"(5182mm)	2	TERT-60L4-W	T			15635.90	17661.45	3021.86	
		216"(5486mm)	2	TERT-60M6-W	T			16475.20	18618.55	3148.10	
		228"(5791mm)	2	TERT-60N8-W	T			17314.50	19575.65	3274.34	
		240"(6096mm)	2	TERT-60Q0-W	T			18153.80	20532.75	3400.58	
2 3/4"(70mm) Edge											
	60"(1524mm)	108"(2743mm)	1	TERT-60A8-W	K			\$12708.01	\$13791.16	\$1795.11	
		120"(3048mm)	1	TERT-60C0-W	K			13885.65	15086.60	1921.35	
		132"(3353mm)	2	TERT-60D2-W	KN			16627.55	17946.30	2186.98	
		144"(3658mm)	2	TERT-60E4-W	K			18083.97	19520.52	2313.22	
		156"(3962mm)	2	TERT-60F6-W	K			19540.39	21094.74	2439.46	
		168"(4267mm)	2	TERT-60G8-W	K			20996.81	22668.96	2565.70	
		180"(4572mm)	2	TERT-60J0-W	K			23041.75	24831.70	2769.38	
		192"(4877mm)	2	TERT-60K2-W	K			24684.03	26591.78	2895.62	
		204"(5182mm)	2	TERT-60L4-W	K			26326.31	28351.86	3021.86	
		216"(5486mm)	2	TERT-60M6-W	K			27968.59	30111.94	3148.10	
		228"(5791mm)	2	TERT-60N8-W	K			29610.87	31872.02	3274.34	
		240"(6096mm)	2	TERT-60Q0-W	K			31253.15	33632.10	3400.58	

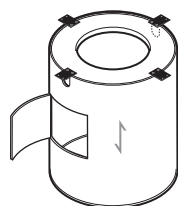
Executive Wood Tables

Rectangular Table Depths	Widths	Base Qty/Size	Number	①	Wood Group B	D
Base Kits — Racetrack Wood Tables						
Full Cylinder Base Kits						
36-42"(914mm-1067mm)	60"-120"(1524mm-3048mm)	2-18"(457mm)	TEFC-1802-W	4	\$2800.51	\$3698.79
48"-54"(1219mm-1372mm)	84"-120"(2134mm-3048mm)	2-24"(610mm)	TEFC-2402-W	4	2982.97	3939.77
	132"-240"(3353mm-6096mm)	3-24"(610mm)	TEFC-2403-W	4	4473.39	5908.25
60"(1524mm)	108"-120"(2743mm-3048mm)	2-30"(762mm)	TEFC-3002-W	4	3309.70	4371.30
	132"-240"(3353mm-6096mm)	3-30"(762mm)	TEFC-3003-W	4	4963.48	6555.55
Full/Half Cylinder Base Kits						
48"-54"(1219mm-1372mm)	132"-240"(3353mm-6096mm)	3-24"(610mm)	TEFH-2403-W	4	\$4502.04	\$5946.09
60"(1524mm)	132"-240"(3353mm-6096mm)	3-30"(762mm)	TEFH-3003-W	4	4990.00	6590.57
Half Cylinder Base Kits						
36-42"(914mm-1067mm)	60"-120"(1524mm-3048mm)	2-18"(457mm)	TEHC-1802-W	4	\$2807.94	\$3708.26
48"-54"(1219mm-1372mm)	84"-120"(2134mm-3048mm)	2-24"(610mm)	TEHC-2402-W	4	2929.57	3829.89
	132"-240"(3353mm-6096mm)	3-24"(610mm)	TEHC-2403-W	4	4473.39	5908.25
60"(1524mm)	108"-120"(2743mm-3048mm)	2-30"(762mm)	TEHC-3002-W	4	3270.55	4170.87
Wood X Base Kits						
36"-54"(914mm-1372mm)	60"-120"(1524mm-3048mm)	2-26"(660mm)	TEXB-2602-WN4		\$2710.34	\$3579.70
	132"-240"(3353mm-6096mm)	3-26"(660mm)	TEXB-2603-WN4		4064.98	5368.84
60"(1524mm)	108"-120"(2743mm-3048mm)	2-32"(813mm)	TEXB-3202-WN4		2847.18	3760.44
	132"-240"(3353mm-6096mm)	3-32"(813mm)	TEXB-3203-WN4		4270.78	5640.64
Wood Slab Base Kits						
		2-60"(1524mm)	TESL-3060-WN4		\$2029.27	\$2680.16
		2-66"(1676mm)	TESL-3066-WN4		2037.59	2691.14
		2-72"(1829mm)	TESL-3072-WN4		2045.91	2702.12
		2-78"(1981mm)	TESL-3078-WN4		2054.23	2713.10
		2-84"(2134mm)	TESL-3084-WN4		2062.55	2724.08
		2-96"(2438mm)	TESL-3096-WN4		2079.19	2746.04
		2-108"(2743mm)	TESL-30A8-WN4		2095.83	2768.00
		2-120"(3048mm)	TESL-30C0-WN4		2112.47	2789.96
		3-132"(3353mm)	TESL-30D2-WN4		3384.89	4470.61
		3-144"(3658mm)	TESL-30E4-WN4		3576.17	4723.25
		3-156"(3962mm)	TESL-30F6-WN4		3767.45	4975.89
		3-168"(4267mm)	TESL-30G8-WN4		3958.73	5228.53
		3-180"(4572mm)	TESL-30J0-WN4		4150.01	5481.17
		3-192"(4877mm)	TESL-30K2-WN4		4341.29	5733.81
		3-204"(5182mm)	TESL-30L4-WN4		4532.57	5986.45
		3-216"(5486mm)	TESL-30M6-WN4		4723.85	6239.09
		3-228"(5791mm)	TESL-30N8-WN4		4915.13	6491.73
		3-240"(6096mm)	TESL-30Q0-WN4		5106.41	6744.37
Features						
<ul style="list-style-type: none"> Each kit includes 28"(711mm) high base kit(s) with attachment hardware: <ul style="list-style-type: none"> Full Cylinder Base: Wood veneer over wood base; available with optional Access Door for power access. Full Cylinder and Half Cylinder Bases have cord access cutout. Half Cylinder Base: Wood veneer over wood base. Each Full Cylinder and Half Cylinder base includes weight for stability. Wood X Base: Two 26"(660mm) or 32"(813mm) deep, 1 1/4"(32mm) thick wood veneer slabs. Slab Base: 30"(762mm) deep, 2"(51mm) thick wood veneer with Keel sets: <ul style="list-style-type: none"> One base set includes one Keel set. Three base kit includes two Keel sets. Glide adjustment of 1"(25mm) on all bases. Cylinders ship assembled; other bases require field assembly. 						
To Order, Specify:						
1) Product number, including:						
X Base – Wood						
① Access Hatch Option (Full Cylinder):						
<ul style="list-style-type: none"> A Access Door, upcharges (list) per kit Base Qty Two, add \$840.16 list Base Qty Three, add \$1260.24 list N No Access Door 						
2) Wood surface finish.						
X Base/Slab Base						
1) Product number.						
2) Wood surface finish.						

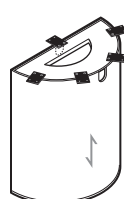
Base Kits — Racetrack Wood Tables



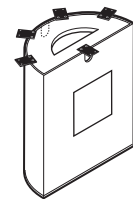
TEFC



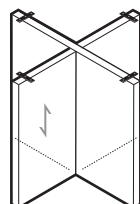
TEFC-A



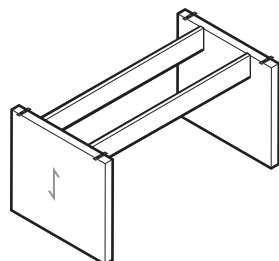
TEHC



TEHC-A



TEXB-W

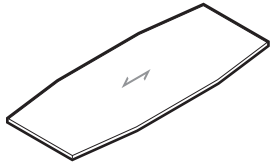


TESL

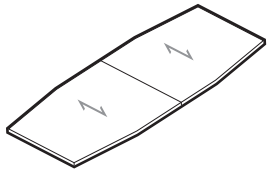
Note: ↗ = Wood Grain Direction

Executive Wood Tables

Boat



TEBO
(60"-120")



TEBO
(132"-240"
[3353mm-6096mm])

Note: ↗ = Wood Grain Direction

Features

- Includes one piece (60"-120"[1524mm-3048mm] wide) or two piece (132"-240"[3353mm-6096mm] wide) Boat shaped wood veneer top with solid wood edge:
 - 1 1/2"(38mm) Edge: Square (1), Bevel (2), Chamfer (3) or Radius (4).
 - 2 3/4"(70mm) Edge: Bullnose Notched (5) or Bullnose Smooth (6).
 - Boat top depths taper 6"(152mm) at ends; ie 36"(914mm) depth top is 30"(762mm) at each end.
- Border (O) option has black 1/8"(3mm) thick inlay.
- Base Kits are specified separately.
- Base kits include Full Cylinder, Half Cylinder, Full/Half Cylinder Wood X Base and Wood Slab Base.
- Flip Top Unit Cutout Options available for separately specified Flip Top Unit(s) on tops greater than 36"(914mm) deep:
 - One centered cutout (S) (84"-120"[2134mm-3048mm] wide tops).
 - Two left/right cutouts (D) (132"-240"[3353mm-6096mm] wide tops).
 - Cutouts are centered between bases.

Note: On site measurements should be taken to ensure there is adequate room in elevators and/or hallway conditions to accommodate the top sizes.

To Order, Specify:

1) Product number, including:

① Edge Option:

- 1 1 1/2" Square
- 2 1 1/2" Bevel
- 3 1 1/2" Chamfer
- 4 1 1/2" Radius
- 5 2 3/4" Bullnose Notched
- 6 2 3/4" Bullnose Smooth

② Flip Top Unit Cutout:

- S Single Centered (84"-120"[2134mm-3048mm] Widths), add **\$208.00** list
- D Two Left/Right (132"-240"[3353mm-6096mm] Widths), add **\$416.00** list
- N None

③ Border Option: Upcharges (list)

- N None
- O Border

2) Wood surface finish.

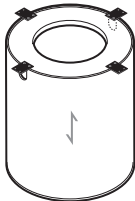
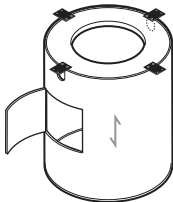
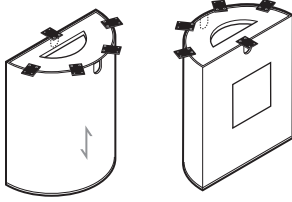
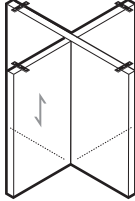
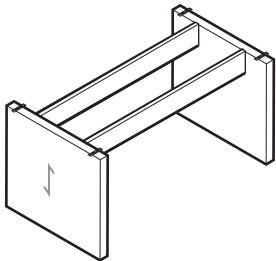
Executive Wood Tables

Depth	Width	No. of Sections	Number	①	②	③	Wood Group B	D	Upcharge Border Option (O)
Boat									
1 1/2" (38mm) Edge									
36"/30" (914mm/762mm)	60" (1524mm)	1	TEBO-3660-W	TN			\$ 3058.31	\$ 3417.51	\$ 990.37
	66" (1676mm)	1	TEBO-3666-W	TN			3328.73	3721.65	1050.61
	72" (1829mm)	1	TEBO-3672-W	TN			3599.15	4025.79	1110.85
	78" (1981mm)	1	TEBO-3678-W	TN			3869.57	4329.93	1171.09
	84" (2134mm)	1	TEBO-3684-W	TN			4139.99	4634.07	1231.33
2 3/4" (70mm) Edge									
36"/30" (914mm/762mm)	60" (1524mm)	1	TEBO-3660-W	KN			\$ 5384.94	\$ 5744.14	\$ 990.37
	66" (1676mm)	1	TEBO-3666-W	KN			5861.16	6254.08	1050.61
	72" (1829mm)	1	TEBO-3672-W	KN			6337.38	6764.02	1110.85
	78" (1981mm)	1	TEBO-3678-W	KN			6813.60	7273.96	1171.09
	84" (2134mm)	1	TEBO-3684-W	KN			7289.82	7783.90	1231.33
1 1/2" (38mm) Edge									
42"/36" (1067mm/914mm)	78" (1981mm)	1	TEBO-4278-W	TN			\$ 4290.00	\$ 4823.42	\$1231.33
	84" (2134mm)	1	TEBO-4284-W	T			4581.85	5154.61	1291.57
	96" (2438mm)	1	TEBO-4296-W	T			5165.55	5816.99	1412.05
	108" (2743mm)	1	TEBO-42A8-W	T			5749.25	6479.37	1532.53
	120" (3048mm)	1	TEBO-42C0-W	T			6332.95	7141.75	1653.01
2 3/4" (70mm) Edge									
42"/36" (1067mm/914mm)	78" (1981mm)	1	TEBO-4278-W	KN			\$ 7439.83	\$ 7973.25	\$1231.33
	84" (2134mm)	1	TEBO-4284-W	K			7937.48	8510.24	1291.57
	96" (2438mm)	1	TEBO-4296-W	K			8932.78	9584.22	1412.05
	108" (2743mm)	1	TEBO-42A8-W	K			9928.08	10658.20	1532.53
	120" (3048mm)	1	TEBO-42C0-W	K			10923.38	11732.18	1653.01
1 1/2" (38mm) Edge									
48"/42" (1219mm/1067mm)	84" (2134mm)	1	TEBO-4884-W	T			\$ 5023.71	\$ 5675.15	\$1351.81
	96" (2438mm)	1	TEBO-4896-W	T			5650.27	6391.63	1472.29
	108" (2743mm)	1	TEBO-48A8-W	T			6276.83	7108.11	1592.77
	120" (3048mm)	1	TEBO-48C0-W	T			6903.39	7824.59	1713.25
	132" (3353mm)	2	TEBO-48D2-W	T			8091.65	9102.77	1966.77
	144" (3658mm)	2	TEBO-48E4-W	T			8718.21	9819.25	2087.25
	156" (3962mm)	2	TEBO-48F6-W	T			9344.77	10535.73	2207.73
	168" (4267mm)	2	TEBO-48G8-W	T			9971.33	11252.21	2328.21
	180" (4572mm)	2	TEBO-48J0-W	T			11987.37	13358.17	2522.59
	192" (4877mm)	2	TEBO-48K2-W	T			12702.63	14163.35	2643.07
	204" (5182mm)	2	TEBO-48L4-W	T			13417.89	14968.53	2763.55
	216" (5486mm)	2	TEBO-48M6-W	T			14133.15	15773.71	2884.03
	228" (5791mm)	2	TEBO-48N8-W	T			14848.41	16578.89	3004.51
	240" (6096mm)	2	TEBO-48Q0-W	T			15563.67	17384.07	3124.99
2 3/4" (70mm) Edge									
48"/42" (1219mm/1067mm)	84" (2134mm)	1	TEBO-4884-W	K			\$ 8585.14	\$ 9236.58	\$1351.81
	96" (2438mm)	1	TEBO-4896-W	K			9623.30	10364.66	1472.29
	108" (2743mm)	1	TEBO-48A8-W	K			10661.46	11492.74	1592.77
	120" (3048mm)	1	TEBO-48C0-W	K			11699.62	12620.82	1713.25
	132" (3353mm)	2	TEBO-48D2-W	K			13580.34	14591.46	1966.77
	144" (3658mm)	2	TEBO-48E4-W	K			14618.50	15719.54	2087.25
	156" (3962mm)	2	TEBO-48F6-W	K			15656.66	16847.62	2207.73
	168" (4267mm)	2	TEBO-48G8-W	K			16694.82	17975.70	2328.21
	180" (4572mm)	2	TEBO-48J0-W	K			19565.89	20936.69	2522.59
	192" (4877mm)	2	TEBO-48K2-W	K			20855.33	22316.05	2643.07
	204" (5182mm)	2	TEBO-48L4-W	K			22144.77	23695.41	2763.55
	216" (5486mm)	2	TEBO-48M6-W	K			23434.21	25074.77	2884.03
	228" (5791mm)	2	TEBO-48N8-W	K			24723.65	26454.13	3004.51
	240" (6096mm)	2	TEBO-48Q0-W	K			26013.09	27833.49	3124.99

Executive Wood Tables

Boat	Depth	Width	No. of Sections	Number	① ② ③			Wood Group		Upcharge Border Option (O)
					B	D				
1 1/2" (38mm) Edge										
	54"/48"(1372mm/1219mm)	108"(2743mm)	1	TEBO-54A8-W	T			\$ 6804.41	\$ 7736.85	\$1653.01
		120"(3048mm)	1	TEBO-54C0-W	T			7473.83	8507.43	1773.49
		132"(3353mm)	2	TEBO-54D2-W	T			8941.47	10076.23	2027.01
		144"(3658mm)	2	TEBO-54E4-W	T			9699.59	10935.51	2147.49
		156"(3962mm)	2	TEBO-54F6-W	T			10457.71	11794.79	2267.97
		168"(4267mm)	2	TEBO-54G8-W	T			11215.83	12654.07	2388.45
		180"(4572mm)	2	TEBO-54J0-W	T			12772.11	14311.51	2582.83
		192"(4877mm)	2	TEBO-54K2-W	T			13530.23	15170.79	2703.31
		204"(5182mm)	2	TEBO-54L4-W	T			14288.35	16030.07	2823.79
		216"(5486mm)	2	TEBO-54M6-W	T			15046.47	16889.35	2944.27
		228"(5791mm)	2	TEBO-54N8-W	T			15804.59	17748.63	3064.75
		240"(6096mm)	2	TEBO-54Q0-W	T			16562.71	18607.91	3185.23
2 3/4" (70mm) Edge										
	54"/48"(1372mm/1219mm)	108"(2743mm)	1	TEBO-54A8-W	K			\$11394.84	\$12327.28	\$1653.01
		120"(3048mm)	1	TEBO-54C0-W	K			12475.86	13509.46	1773.49
		132"(3353mm)	2	TEBO-54D2-W	K			14505.31	15640.07	2027.01
		144"(3658mm)	2	TEBO-54E4-W	K			15852.41	17088.33	2147.49
		156"(3962mm)	2	TEBO-54F6-W	K			17199.51	18536.59	2267.97
		168"(4267mm)	2	TEBO-54G8-W	K			18546.61	19984.85	2388.45
		180"(4572mm)	2	TEBO-54J0-W	K			20704.25	22243.65	2582.83
		192"(4877mm)	2	TEBO-54K2-W	K			22125.25	23765.81	2703.31
		204"(5182mm)	2	TEBO-54L4-W	K			23546.25	25287.97	2823.79
		216"(5486mm)	2	TEBO-54M6-W	K			24967.25	26810.13	2944.27
		228"(5791mm)	2	TEBO-54N8-W	K			26388.25	28332.29	3064.75
		240"(6096mm)	2	TEBO-54Q0-W	K			27809.25	29854.45	3185.23
1 1/2" (38mm) Edge										
	60"/54"(1525mm/1372mm)	108"(2743mm)	1	TEBO-60A8-W	T			\$ 7331.99	\$ 8365.59	\$1713.25
		120"(3048mm)	1	TEBO-60C0-W	T			8044.27	9190.27	1833.73
		132"(3353mm)	2	TEBO-60D2-W	TN			9709.98	10968.38	2087.25
		144"(3658mm)	2	TEBO-60E4-W	T			10510.96	11881.76	2207.73
		156"(3962mm)	2	TEBO-60F6-W	T			11311.94	12795.14	2328.21
		168"(4267mm)	2	TEBO-60G8-W	T			12112.92	13708.52	2448.69
		180"(4572mm)	2	TEBO-60J0-W	T			13320.34	15028.34	2643.07
		192"(4877mm)	2	TEBO-60K2-W	T			14121.32	15941.72	2763.55
		204"(5182mm)	2	TEBO-60L4-W	T			14922.30	16855.10	2884.03
		216"(5486mm)	2	TEBO-60M6-W	T			15723.28	17768.48	3004.51
		228"(5791mm)	2	TEBO-60N8-W	T			16524.26	18681.86	3124.99
		240"(6096mm)	2	TEBO-60Q0-W	T			17325.24	19595.24	3245.47
2 3/4" (70mm) Edge										
	60"/54"(1525mm/1372mm)	108"(2743mm)	1	TEBO-60A8-W	K			\$12128.22	\$13161.82	\$1713.25
		120"(3048mm)	1	TEBO-60C0-W	K			13252.10	14398.10	1833.73
		132"(3353mm)	2	TEBO-60D2-W	KN			15868.94	17127.34	2087.25
		144"(3658mm)	2	TEBO-60E4-W	K			17258.90	18629.70	2207.73
		156"(3962mm)	2	TEBO-60F6-W	K			18648.86	20132.06	2328.21
		168"(4267mm)	2	TEBO-60G8-W	K			20038.82	21634.42	2448.69
		180"(4572mm)	2	TEBO-60J0-W	K			21990.42	23698.42	2643.07
		192"(4877mm)	2	TEBO-60K2-W	K			23557.76	25378.16	2763.55
		204"(5182mm)	2	TEBO-60L4-W	K			25125.10	27057.90	2884.03
		216"(5486mm)	2	TEBO-60M6-W	K			26692.44	28737.64	3004.51
		228"(5791mm)	2	TEBO-60N8-W	K			28259.78	30417.38	3124.99
		240"(6096mm)	2	TEBO-60Q0-W	K			29827.12	32097.12	3245.47

Executive Wood Tables

	Depths	Widths	Base Qty/Size	Number ①	Wood Group B	D
Base Kits — Boat Wood Tables						
Full Cylinder Base Kits						
	36"-42"(914mm-1067mm)	60"-120"(1524mm-3048mm)	2"-18"(457mm)	TEFC-1802-W 4	\$2800.51	\$3698.79
	48"-54"(1219mm-1372mm)	84"-120"(2134mm-3048mm)	2"-24"(610mm)	TEFC-2402-W 4	2982.97	3939.77
		132"-240"(3353mm-6096mm)	3"-24"(610mm)	TEFC-2403-W 4	4473.39	5908.25
	60"(1524mm)	108"-120"(2743mm-3048mm)	2"-30"(762mm)	TEFC-3002-W 4	3309.70	4371.30
132"-240"(3353mm-6096mm)		3"-30"(762mm)	TEFC-3003-W 4	4963.48	6555.55	
Full/Half Cylinder Base Kits						
	48"-54"(1219mm-1372mm)	132"-240"(3353mm-6096mm)	3"-24"(610mm)	TEFH-2403-W 4	\$4502.04	\$5946.09
	60"(1524mm)	132"-240"	3"-30"(762mm)	TEFH-3003-W 4	4990.00	6590.57
Half Cylinder Base Kits						
	36"-42"(914mm-1067mm)	60"-120"(1524mm-3048mm)	2"-18"(457mm)	TEHC-1802-W 4	\$2807.94	\$3708.26
	48"-54"(1219mm-1372mm)	84"-120"(2134mm-3048mm)	2"-24"(610mm)	TEHC-2402-W 4	2929.57	3829.89
		132"-240"(3353mm-6096mm)	3"-24"(610mm)	TEHC-2403-W 4	4473.39	5908.25
60"(1524mm)	108"-120"(2743mm-3048mm)	2"-30"(762mm)	TEHC-3002-W 4	3270.55	4170.87	
	132"-240"(3353mm-6096mm)	3"-30"(762mm)	TEHC-3003-W 4	4963.48	6555.55	
Wood X Base Kits						
	36"-54"(914mm-1372mm)	60"-120"(1524mm-3048mm)	2"-26"(660mm)	TEXB-2602-WN4	\$2710.34	\$3579.70
	48"-54"(1219mm-1372mm)	84"-120"(2134mm-3048mm)	2"-26"(660mm)	TEXB-2603-WN4	4064.98	5368.84
		132"-240"(3353mm-6096mm)	3"-26"(660mm)	TEXB-2603-WN4	4064.98	5368.84
	60"(1524mm)	108"-120"(2743mm-3048mm)	2"-32"(813mm)	TEXB-3202-WN4	2847.18	3760.44
132"-240"(3353mm-6096mm)		3"-32"(813mm)	TEXB-3203-WN4	4270.78	5640.64	
Wood Slab Base Kits						
			2"-60"(1524mm)	TESL-3060-WN4	\$2029.27	\$2680.16
			2"-66"(1676mm)	TESL-3066-WN4	2037.59	2691.14
			2"-72"(1829mm)	TESL-3072-WN4	2045.91	2702.12
			2"-78"(1981mm)	TESL-3078-WN4	2054.23	2713.10
			2"-84"(2134mm)	TESL-3084-WN4	2062.55	2724.08
			2"-96"(2438mm)	TESL-3096-WN4	2079.19	2746.04
			2"-108"(2743mm)	TESL-30A8-WN4	2095.83	2768.00
			2"-120"(3048mm)	TESL-30C0-WN4	2112.47	2789.96
			3"-132"(3353mm)	TESL-30D2-WN4	3384.89	4470.61
			3"-144"(3658mm)	TESL-30E4-WN4	3576.17	4723.25
			3"-156"(3962mm)	TESL-30F6-WN4	3767.45	4975.89
			3"-168"(4267mm)	TESL-30G8-WN4	3958.73	5228.53
			3"-180"(4572mm)	TESL-30J0-WN4	4150.01	5481.17
			3"-192"(4877mm)	TESL-30K2-WN4	4341.29	5733.81
			3"-204"(5182mm)	TESL-30L4-WN4	4532.57	5986.45
			3"-216"(5486mm)	TESL-30M6-WN4	4723.85	6239.09
			3"-228"(5791mm)	TESL-30N8-WN4	4915.13	6491.73
		3"-240"(6096mm)	TESL-30Q0-WN4	5106.41	6744.37	

TEFC

TEFC-A

TEHC

TEHC-A

TEXB-W

TESL

Note: ↗ = Wood Grain Direction

Features

- Each kit includes 28"(711mm) high base kit(s) with attachment hardware:
- Full Cylinder Base: Wood veneer over wood base; available with optional Access Door for power access.
- Full Cylinder and Half Cylinder Bases have cord access cutout.
 - Half Cylinder Base: Wood veneer over wood base.
 - Each Full Cylinder and Half Cylinder base includes weight for stability.
 - Wood X Base: Two 26"(660mm) or 32"(813mm) deep, 1 1/4"(32mm) thick wood veneer slabs.
- Slab Base: 30"(762mm) deep, 2"(51mm) thick wood veneer with Keel sets:
 - One base set includes one Keel set.
 - Three base kit includes two Keel sets.
- Glide adjustment of 1"(25mm) on all bases.
- Cylinders ship assembled; other bases require field assembly.

To Order, Specify:

Full/Half Cylinder Base

- 1) Product number, including:

① Access Hatch Option (Full Cylinder):

- A** Access Door, upcharges (list) per kit
Base Qty Two, add \$840.16 list
Base Qty Three, add \$1260.24 list
- N** No Access Door

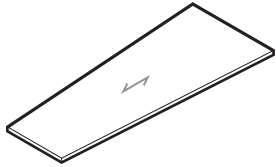
- 2) Wood surface finish.

X Base/Slab Base

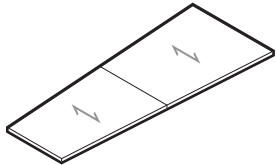
- 1) Product number.
- 2) Wood surface finish.

Executive Wood Tables

Wedge



TEWE
(84" - 120")



TEWE
(132"-240"
[3353mm-6096mm])

Note: ↗ = Wood Grain Direction

Features

- Includes one piece (84"-120"[2134mm-3048mm] wide) or two piece (132"-240"[3353mm-6096mm] wide) Wedge shaped wood veneer top with solid wood edge:
 - 1 1/2" Edge: Square (1), Bevel (2), Chamfer (3) or Radius (4).
 - 2 3/4" Edge: Bullnose Notched (5) or Bullnose Smooth (6).
 - Wedge top depths taper 12"(305mm) from wider end; ie 48"(1219mm) deep to 36"(914mm) deep.
- Border (O) option has black 1/8"(3mm) thick inlay.
- Base Kits are specified separately.
- Base kits include Full Cylinder, Half Cylinder, Full/Half Cylinder, Wood X Base and Wood Slab Base.
- Flip Top Unit Cutout Options available for separately specified Flip Top Unit(s):
 - One centered cutout (S) (84-120"[2134mm-3048mm] wide tops).
 - Two left/right cutouts (D) (132-240"[3353mm-6096mm] wide tops).
 - Cutouts are centered between bases.

Note: On site measurements should be taken to ensure there is adequate room in elevators and/or hallway conditions to accommodate the top sizes.

To Order, Specify:

1) Product number, including:

① Edge Option:

- 1** 1 1/2" Square
- 2** 1 1/2" Bevel
- 3** 1 1/2" Chamfer
- 4** 1 1/2" Radius
- 5** 2 3/4" Bullnose Notched
- 6** 2 3/4" Bullnose Smooth

② Flip Top Unit Cutout:

- S** Single Centered (84"-120"[2134mm-3048mm] Widths), add **\$208.00** list
- D** Two Left/Right (132"-240"[3353mm-6096mm] Widths), add **\$416.00** list
- N** None

③ Border Option: Upcharge (list)

- N** None
- O** Border

2) Wood surface finish.

Executive Wood Tables

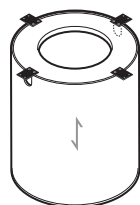
Wedge	Depth	Width	No. of Sections	Number	① ② ③			Wood Group		Upcharge Border Option (O)
					B	D				
1 1/2"(38mm) Edge										
	48"/36"(1219mm/914mm)	84"(2134mm)	1	TEWE-4884-W	T			\$ 3568.74	\$ 4030.80	\$ 960.39
		96"(2438mm)	1	TEWE-4896-W	T			4014.02	4539.76	1046.07
		108"(2743mm)	1	TEWE-48A8-W	T			4459.30	5048.72	1131.75
		120"(3048mm)	1	TEWE-48C0-W	T			4904.58	5557.68	1217.43
		132"(3353mm)	2	TEWE-48D2-W	T			5752.96	6469.74	1397.59
		144"(3658mm)	2	TEWE-48E4-W	T			6198.24	6978.70	1483.27
		156"(3962mm)	2	TEWE-48F6-W	T			6643.52	7487.66	1568.95
		168"(4267mm)	2	TEWE-48G8-W	T			7088.80	7996.62	1654.63
		180"(4572mm)	2	TEWE-48J0-W	T			8516.69	9488.19	1792.80
		192"(4877mm)	2	TEWE-48K2-W	T			9024.95	10060.13	1878.48
		204"(5182mm)	2	TEWE-48L4-W	T			9533.21	10632.07	1964.16
		216"(5486mm)	2	TEWE-48M6-W	T			10041.47	11204.01	2049.84
		228"(5791mm)	2	TEWE-48N8-W	T			10549.73	11775.95	2135.52
		240"(6096mm)	2	TEWE-48Q0-W	T			11057.99	12347.89	2221.20
2 3/4"(70mm) Edge										
	48"/36"(1219mm/914mm)	84"(2134mm)	1	TEWE-4884-W	K			\$ 6097.33	\$ 6559.39	\$ 960.39
		96"(2438mm)	1	TEWE-4896-W	K			6834.69	7360.43	1046.07
		108"(2743mm)	1	TEWE-48A8-W	K			7572.05	8161.47	1131.75
		120"(3048mm)	1	TEWE-48C0-W	K			8309.41	8962.51	1217.43
		132"(3353mm)	2	TEWE-48D2-W	K			9651.43	10368.21	1397.59
		144"(3658mm)	2	TEWE-48E4-W	K			10388.79	11169.25	1483.27
		156"(3962mm)	2	TEWE-48F6-W	K			11126.15	11970.29	1568.95
		168"(4267mm)	2	TEWE-48G8-W	K			11863.51	12771.33	1654.63
		180"(4572mm)	2	TEWE-48J0-W	K			13896.30	14867.80	1792.80
		192"(4877mm)	2	TEWE-48K2-W	K			14812.12	15847.30	1878.48
		204"(5182mm)	2	TEWE-48L4-W	K			15727.94	16826.80	1964.16
		216"(5486mm)	2	TEWE-48M6-W	K			16643.76	17806.30	2049.84
		228"(5791mm)	2	TEWE-48N8-W	K			17559.58	18785.80	2135.52
		240"(6096mm)	2	TEWE-48Q0-W	K			18475.40	19765.30	2221.20
1 1/2"(48mm) Edge										
	54"/42"(1372mm/1067mm)	108"(2743mm)	1	TEWE-54A8-W	T			\$ 4834.24	\$ 5495.30	\$1174.59
		120"(3048mm)	1	TEWE-54C0-W	T			5309.98	6042.68	1260.27
		132"(3353mm)	2	TEWE-54D2-W	T			6352.59	7156.93	1440.43
		144"(3658mm)	2	TEWE-54E4-W	T			6891.31	7767.29	1526.11
		156"(3962mm)	2	TEWE-54F6-W	T			7430.03	8377.65	1611.79
		168"(4267mm)	2	TEWE-54G8-W	T			7968.75	8988.01	1697.47
		180"(4572mm)	2	TEWE-54J0-W	T			9074.39	10165.29	1835.64
		192"(4877mm)	2	TEWE-54K2-W	T			9613.11	10775.65	1921.32
		204"(5182mm)	2	TEWE-54L4-W	T			10151.83	11386.01	2007.00
		216"(5486mm)	2	TEWE-54M6-W	T			10690.55	11996.37	2092.68
		228"(5791mm)	2	TEWE-54N8-W	T			11229.27	12606.73	2178.36
		240"(6096mm)	2	TEWE-54Q0-W	T			11767.99	13217.09	2264.04

Executive Wood Tables

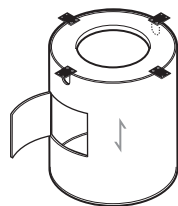
Wedge	Depth	Width	No. of Sections	Number	① ② ③			Wood Group		Upcharge Border Option (O)
					B	D				
2 3/4" (70mm) Edge										
	54"/42" (1372mm/1067mm)	108" (2743mm)	1	TEWE-54A8-W	K			\$ 8093.03	\$ 8754.09	\$1174.59
		120" (3048mm)	1	TEWE-54C0-W	K			8860.85	9593.55	1260.27
		132" (3353mm)	2	TEWE-54D2-W	K			10499.98	11304.32	1440.43
		144" (3658mm)	2	TEWE-54E4-W	K			11456.76	12332.74	1526.11
		156" (3962mm)	2	TEWE-54F6-W	K			12413.54	13361.16	1611.79
		168" (4267mm)	2	TEWE-54G8-W	K			13370.32	14389.58	1697.47
		180" (4572mm)	2	TEWE-54J0-W	K			14705.02	15795.92	1835.64
		192" (4877mm)	2	TEWE-54K2-W	K			15714.28	16876.82	1921.32
		204" (5182mm)	2	TEWE-54L4-W	K			16723.54	17957.72	2007.00
		216" (5486mm)	2	TEWE-54M6-W	K			17732.80	19038.62	2092.68
		228" (5791mm)	2	TEWE-54N8-W	K			18742.06	20119.52	2178.36
		240" (6096mm)	2	TEWE-54Q0-W	K			19751.32	21200.42	2264.04
1 1/2" (38mm) Edge										
	60"/42" (1524mm/1067mm)	108" (2743mm)	1	TEWE-60A8-W	T			\$ 5209.18	\$ 5941.88	\$1217.43
		120" (3048mm)	1	TEWE-60C0-W	T			5715.38	6527.68	1303.11
		132" (3353mm)	2	TEWE-60D2-W	T			6898.68	7790.58	1483.27
		144" (3658mm)	2	TEWE-60E4-W	T			7467.86	8439.36	1568.95
		156" (3962mm)	2	TEWE-60F6-W	T			8037.04	9088.14	1654.63
		168" (4267mm)	2	TEWE-60G8-W	T			8606.22	9736.92	1740.31
		180" (4572mm)	2	TEWE-60J0-W	T			9464.12	10674.42	1878.48
		192" (4877mm)	2	TEWE-60K2-W	T			10033.30	11323.20	1964.16
		204" (5182mm)	2	TEWE-60L4-W	T			10602.48	11971.98	2049.84
		216" (5486mm)	2	TEWE-60M6-W	T			11171.66	12620.76	2135.52
		228" (5791mm)	2	TEWE-60N8-W	T			11740.84	13269.54	2221.20
		240" (6096mm)	2	TEWE-60Q0-W	T			12310.02	13918.32	2306.88
2 3/4" (70mm) Edge										
	60"/42" (1524mm/1067mm)	108" (2743mm)	1	TEWE-60A8-W	K			\$ 8614.01	\$ 9346.71	1217.43
		120" (3048mm)	1	TEWE-60C0-W	K			9412.29	10224.59	1303.11
		132" (3353mm)	2	TEWE-60D2-W	K			11270.84	12162.74	1483.27
		144" (3658mm)	2	TEWE-60E4-W	K			12258.08	13229.58	1568.95
		156" (3962mm)	2	TEWE-60F6-W	K			13245.32	14296.42	1654.63
		168" (4267mm)	2	TEWE-60G8-W	K			14232.56	15363.26	1740.31
		180" (4572mm)	2	TEWE-60J0-W	K			15618.71	16829.01	1878.48
		192" (4877mm)	2	TEWE-60K2-W	K			16731.93	18021.83	1964.16
		204" (5182mm)	2	TEWE-60L4-W	K			17845.15	19214.65	2049.84
		216" (5486mm)	2	TEWE-60M6-W	K			18958.37	20407.47	2135.52
		228" (5791mm)	2	TEWE-60N8-W	K			20071.59	21600.29	2221.20
		240" (6096mm)	2	TEWE-60Q0-W	K			21184.81	22793.11	2306.88

Executive Wood Tables

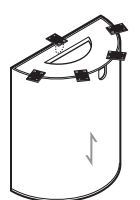
	Depths	Widths	Base Qty/Size	Number ①	Wood Group B	D
Base Kits — Wedge Wood Tables	Full Cylinder Base Kits					
	48"-60"(1219mm-1524mm)	84"-120"(2134mm-3048mm)	2-24"(610mm)	TEFC-2402-W 4	\$2982.97	\$3939.77
		132"-240"(3353mm-6096mm)	3-24"(610mm)	TEFC-2403-W 4	4473.39	5908.25
	Full/Half Cylinder Base Kits					
	48"-60"(1219mm-1524mm)	132"-240"(3353mm-6096mm)	3-24"(610mm)	TEFH-2403-W 4	\$4502.04	\$5946.09
	Half Cylinder Base Kits					
	48"-60"(1219mm-1524mm)	84"-120"(2134mm-3048mm)	2-24"(610mm)	TEHC-2402-W 4	\$2929.57	\$3829.89
	Wood X Base Kits					
	48"-60"(1219mm-1524mm)	84"-120"(2134mm-3048mm)	2-32"(813mm)	TEXB-3202-WN4	\$2847.18	\$3760.44
		132"-240"(3353mm-6096mm)	3-32"(813mm)	TEXB-3203-WN4	4270.78	5640.64
Wood Slab Base Kits						
		2-84"(2134mm)	TESL-3084-WN4	\$2062.55	\$2724.08	
		2-96"(2438mm)	TESL-3096-WN4	2079.19	2746.04	
		2-108"(2743mm)	TESL-30A8-WN4	2095.83	2768.00	
		2-120"(3048mm)	TESL-30C0-WN4	2112.47	2789.96	
		3-132"(3353mm)	TESL-30D2-WN4	3384.89	4470.61	
		3-144"(3658mm)	TESL-30E4-WN4	3576.17	4723.25	
		3-156"(3962mm)	TESL-30F6-WN4	3767.45	4975.89	
		3-168"(4267mm)	TESL-30G8-WN4	3958.73	5228.53	
		3-180"(4572mm)	TESL-30J0-WN4	4150.01	5481.17	
		3-192"(4877mm)	TESL-30K2-WN4	4341.29	5733.81	
		3-204"(5182mm)	TESL-30L4-WN4	4532.57	5986.45	
		3-216"(5486mm)	TESL-30M6-WN4	4723.85	6239.09	
		3-228"(5791mm)	TESL-30N8-WN4	4915.13	6491.73	
		3-240"(6096mm)	TESL-30Q0-WN4	5106.41	6744.37	



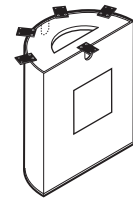
TEFC



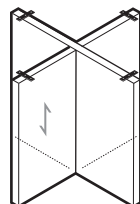
TEFC-A



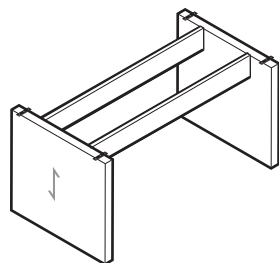
TEHC



TEHC-A



TEXB-W



TESL

Note: ↯ = Wood Grain Direction

Features

- Each kit includes 28"(711mm) high base kit(s) with attachment hardware:
 - Full Cylinder Base: Wood veneer over wood base; available with optional Access Door for power access.
 - Full Cylinder and Half Cylinder Bases have cord access cutout.
 - Half Cylinder Base: Wood veneer over wood base.
 - Each Full Cylinder and Half Cylinder base includes weight for stability.
- Wood X Base: Two 26"(660mm) or 32"(813mm) deep, 1 1/4"(32mm) thick wood veneer slabs.
- X Base: 30"(762mm) deep, 1 1/4"(32mm) thick wood veneer slabs.
- Slab Base: 30"(762mm) deep, 2"(51mm) thick wood veneer with Keel sets:
 - One base set includes one Keel set.
 - Three base kit includes two Keel sets.
- Glide adjustment of 1"(25mm) on all bases.
- Cylinders ship assembled; other bases require field assembly.

To Order, Specify:

- 1) Product number, including:

X Base – Wood

- 1) Access Hatch Option (Full Cylinder):
 - A** Access Door, upcharges (list) per kit
Base Qty Two, add \$840.16 list
Base Qty Three, add \$1260.24 list
 - N** No Access Door

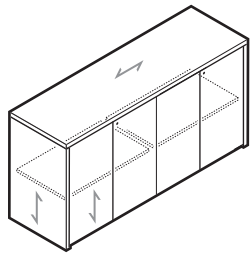
- 2) Wood surface finish.

X Base/Slab Base

- 1) Product number.
- 2) Wood surface finish.

Conference Buffet

	Height	Depth	Width	Number	①	②	③	Wood Group B	D
Conference Buffet — Wood	36 3/8"(924mm)	22"(559mm)	72"(1829mm)	TECB-2272-W	S	G6		\$8045.10	\$8870.41



TECB

Note: ↕ = Wood Grain Direction

Features

- Includes wood veneer top with storage.
- 1 1/2"(38mm) thick wood veneer top with choice of four profile edges:
 - Square (1), Bevel (2), Chamfer (3) or Radius (4) on three edges with square edge on back.
- Matched veneer across doors.
- Single panel construction with four touch latch doors with concealed hinges.
- Includes two adjustable shelves with 1 1/4"(32mm) adjustment range.
- Optional Locks are available in black or chrome.
- Lock plug(s) and key(s) are shipped with random numbering unless they are specified "keyed-alike" or "master-keyed".
- Center Drawer available; separately specified.
- Glides provide 1"(25mm) adjustment range.
- Shipped assembled.

To Order, Specify:

1) Product number, including:

① Edge Option:

- 1 Square
- 2 Bevel
- 3 Chamfer
- 4 Radius

② Lock Option:

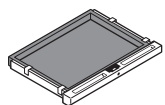
- L Lock, add **\$112.44** list
- N No Lock

③ Lock Color Option:

- BL Black
- BP Chrome

2) Wood finish color.

Center Drawer



UXCD-N

	Height	Depth	Width	Number	①	Wood Group B
	1 7/8"(48mm)	17 1/2"(445mm)	24"(610mm)	UXCD-1824-		\$403.10

Features

- Includes center drawer and attachment hardware.
- Hardwood front rail with routed pencil channels.
- Drawer body in black miterfold.
- Optional lock available in black or chrome.
- Lock options; refer to Lock Program Price List.
- Field installation required.

Specification Tip

- For use within Conference Buffet.

To Order, Specify:

1) Product number, including:

① Lock Option:

- L Lock, add **\$51.98** list
- N No Lock

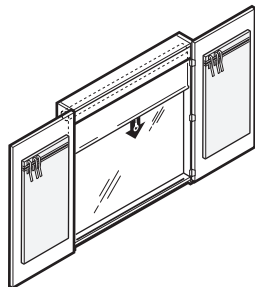
2) Wood finish color (Group B veneer only).

3) Trim color for lock plug.

Accessories

Height	Depth	Width	Number	①	Wood Group	Fabric Grade						
						A	B	C	D	E	F	G
48"(1219mm)	5 3/8"(137mm)	48"(1219mm)	TEPB-4848-WKS		B	\$4908.32	\$4930.60	\$4944.39	\$4966.66	\$4982.58	\$5055.77	\$5085.47
			TEPB-4848-WKS		D	5372.95	5395.23	5409.02	5431.29	5447.21	5520.40	5550.10

Presentation Board



TEPB

Features

- Includes wood presentation board with hinged doors, flip chart clips, and tackboards on inside of doors and wall mount hardware.
- Fabric covered tackboards are attached in place on each door.
- Erasable porcelain writing surface on inside back panel (markers, eraser and flip charts are field supplied).
- Available with or without optional projection screen.

Specification Tip

- Must be properly anchored to a structural wall.

To Order, Specify:

- 1) Product number, including:

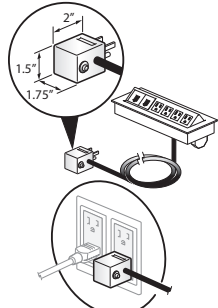
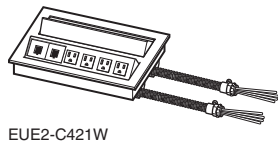
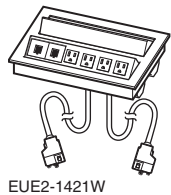
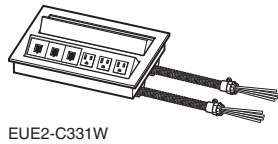
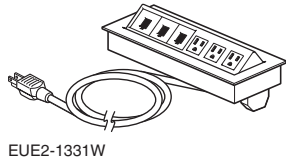
① Projection Screen Option:

- N No Projection Screen
- P Projection Screen, add **\$280.05** list

- 2) Wood finish color.
- 3) Tackboard fabric surface/color.

Accessories

	Bezel Width	Bezel Depth	Configuration Each Side	Number	Price
Flip Top Unit	Corded Double-Sided Outlets				
	11 1/4"(286mm)	8"(203mm)	3 Power, 3 Data	EUE2-0000-1331W	\$ 910.52
			4 Power, 2 Data	EUE2-0000-1421W	\$ 910.52
	Hardwire Double-Sided Outlets				
	11 1/4"(286mm)	8"(203mm)	3 Power, 3 Data	EUE2-0000-C331W	\$1039.06
			4 Power, 2 Data	EUE2-0000-C421W	\$1039.06



Features

- Hardwire flip top unit includes one flip top unit with power outlets and communication openings, mounting clips, 6 foot flexible metal conduit feed with wires for hardwire, multiple data jack adapters to accommodate most varieties of field supplied data jacks, also includes blank data covers.
- Corded flip top unit includes one flip top unit with power outlets and communication openings, 12 foot long — 15-amp cord with plug, mounting clips, multiple data jacks adapters to accommodate most varieties of field supplied data jacks, also includes blank data covers.
- Flip top unit is flush mounted with springs release cover.
- Flip top unit overall height is 2 3/4"(70mm) and will extend below the table tops.
- Standard in anodized finish.
- Ships assembled.

To Order, Specify:

- 1) Product number.
(No finish specification required.)

Specification Tips

- For use with all wood tables where power and data cutouts have been specified.
- Table specified with power cutout option:
 - D — specify two flip top units for each table.
 - S — specify one flip top unit for each table.
- Cutouts on tables will be 11.122"(282mm) wide by 7.772"(197mm) deep.
- Flip top unit plug-in cord drops down from bottom of unit to plug into external power outlet.
- Flip top unit can be field retrofitted; requires filed cutout and installation.
- For use with 120 volt 60 hertz power source only.
- Flip top unit applications should be reviewed by local authorities (electrical inspector) prior to ordering.

Accessories

	Height	Depth	Width	Number	Price
Wire Manager — Vertical	26"(660mm)	1/2"(13mm)	1 1/8"(29mm)	CPVC-1	\$32.24



CPVC-1
Class RA — SIN 711-9;
Discount Group IX

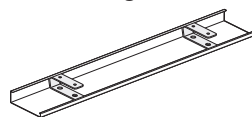
Features

- For channeling cords neatly on outside of any table base.
- Standard in black finish only.

To Order, Specify:

- 1) Product number.
(No finish specification required.)

Wire Manager — Horizontal	Length	Clips	Number	Price
	48"(1219mm)	2	EUAW-0048-NH	\$115.69
	72"(1829mm)	3	EUAW-0072-NH	173.57
	96"(2438mm)	3	EUAW-0096-NH	231.45
	120"(3048mm)	4	EUAW-00C0-NH	289.23



EUAW
Class PT — SIN 711-11;
Discount Group IX

Features

- Includes one wire manager and attachment clip.
- Standard in light platinum plastic.
- Field cuttable.

To Order, Specify:

- 1) Product number.
(No finish specification required.)

Specification Tip

- For use with conference tables for wire management.

Executive Wood Tables Finish Matrix

Wood Finish/Color Legend

Because of the natural properties of wood, variations of grain pattern and finish color can be expected. Materials used in the manufacturing of products are carefully selected to promote consistent and acceptable color. Wood is susceptible to color change as it ages and is exposed to sunlight.

Natural finish on Oak, Maple and Beech is a clear coat only and will show all the characteristics of the wood.

Non-standard wood finishes are available for an additional charge and at extended lead times.

Haworth wood products are available with either an EcoShield™ water-based finish or a hand-applied, water-based finish.

EcoShield and conversion varnish finished products are not designed to go together and are not recommended for use within the same space.

Executive Wood Tables are finished with a hand-applied, water-based finish.

Wood Finish Group	Wood	Conversion Varnish Finish Code
B	Cherry	
	Amber	YD-CA1
	American	YD-W23
	Classic	YD-83
	Light	YD-W06
B	Maple	
	Light Maple	YL-LM
	Natural	YL-N
B	Oak	
	Oak	YO-W05
B	Walnut	
	Espresso	YN-W15
	Mahogany Satin	YN-W21
	Naturally	YN-W12
	Retro	YN-W31
B	Beech	
	Beech	YE-W04
D	Figured Anegre	
	Light	V0-W07
	Golden	V0-W08
	Cordovan	V0-W14
	Espresso	V0-W16

Haworth+

For information on the Haworth+ alliance program, including images and product availability, please refer to: Surfaces.Haworth.com

Customer's Own Material (COM)

For general Customer's Own Material information including: processes and forms, please refer to: Surfaces.Haworth.com
 For information on approved COM's, please refer to: Surfaces.Haworth.com
 For information on Haworth+ Alliance Program, please refer to: Surfaces.Haworth.com

Trim Colors for Metal Base

Preferred Finishes

Textured Paint – Grade A

Cement	TR-TY
Grout	TR-TG
Pitch	TR-TF
Plaster	TR-TW

Metallic Paint – Grade B

Champagne	TR-MC
Silver	TR-LE

Legacy Finishes

Paint - Grade A

Beige	TR-R
Chalk	TR-AK
Charcoal	TR-K
Graphite	TR-J
Gray Tone	TR-G
Putty	TR-AA
Smoke	TR-E

Accent Paint – Grade B

Accent Blue	TR-1C
Accent Green	TR-1D
Accent Orange	TR-1E
Accent Red	TR-1F

Metallic Paint – Grade B

Gunmetal	TR-MG
----------	-------

Trim Color for Lock Plugs

Black	TR-BL
Chrome	TR-BP

Alert:

These materials are current, however they are being considered for future obsolescence due to low volume.
 Crown on Cherry VC-W24
 Cordovan on Walnut VR-W13

Forest Stewardship Council (FSC) Statement:

In our continuing support of sustainable forestry and responsible purchasing, Haworth North America is offering FSC certified wood products at no up-charge. By providing FSC certified material, Haworth is supporting our client's green building goals and demonstrating our collective commitment to source materials more sustainably.

To designate a product as FSC at the time of order entry:

- Specify the product as FSC through the appropriate FSC electronic catalog. The corresponding FSC marketing program will be applied to the appropriate products.

To designate a product as FSC at the line item level:

- In Lynx, go to "Program" and select "Forest Stewardship Normal". (Please note Orderline no longer supports FSC orders. Please place all FSC orders through Lynx)

Designating FSC at the time of order entry will provide you with the necessary FSC-certified paperwork. For more information, FAQs, and a complete FSC product list (including product exceptions), go to the Library and search FSC.

Executive Wood Tables Fabric Matrix

- To obtain fabric samples contact your authorized Haworth dealer.

Ⓧ = Directional fabric
Ⓝ = Non-directional fabric

- Fabric and finish availability as well as technical information are subject to change; Refer to Surfaces.Haworth.com for current information.

Fabric Grade: A Ⓧ**HIGHLANDS****100% Recycled Polyester (100% REPREVE®)**

L6-AG Glen
L6-AH Heather
L6-AL Loch
L6-AM Moor
L6-AP Peat
L6-AT Thatch

Fabric Grade: A Ⓧ**IOWA****52% Post Industrial Recycled Polyester, 48% Post Consumer Recycled Polyester**

FZ-10 Badger
FZ-6 Bixby
FZ-3 Bobwhite
FZ-2 Cedar Rock
FZ-11 Clear Lake
FZ-13 Emerson
FZ-7 Gar
FZ-9 Honeycreek
FZ-1 Manawa
FZ-5 Rice Lake
FZ-4 Trappers Bay
FZ-12 Walnut Woods
FZ-8 Wapello

Fabric Grade: A Ⓧ**POINT**

100% Polyester
EE-0AG Compass
EE-0AC Decimal
EE-0AF Focal
EE-0AD Nib
EE-0AA Peak
EE-0AE Vertex

Fabric Grade: A Ⓧ**SAVOY****51% Virgin Polyester, 49% Recycled Polyester**

FJ-CC Apache
FJ-AD Balsam
FJ-AP Bisque
FJ-AE Blue Ridge
FJ-AA Blue Willow
FJ-CA Breaker
FJ-AR Chamois
FJ-AK Elephant
FJ-AL Glacier
FJ-AX Mango
FJ-AY Maya
FJ-AW Poplar
FJ-CD Raisen
FJ-AT Shallot
FJ-AM Stainless
FJ-AF Tempest

Fabric Grade: A Ⓧ**STRIAE****42% Post Industrial Recycled Polyester/ 42% Post Consumer Recycled Polyester/ 16% Polyester (84% REPREVE®)**

C1-AJ Beam
C1-AM Band
C1-AH Element
C1-AF Fillet
C1-AC Moonlight
C1-AE Ray
C1-AK Ribbon
C1-AD Straws
C1-AA Stream
C1-AL Trace

Fabric Grade A Ⓧ**TAILORED****100% Post Consumer Recycled Polyester**

PY-AL Alter
PY-BU Buttons
PY-DR Draper
PY-FC French Chalk
PY-HE Hem
PY-MA Mannequin
PY-SE Seam
PY-SH Shears
PY-SU Suit
PY-TH Thread
PY-TR Tradition

Fabric Grade: A Ⓧ**TATAMI****100% Polyester**

W5-1 Agave
W5-2 Coir
W5-3 Geta
W5-4 Hemp
W5-5 Jute
W5-6 Kayar
W5-7 Kobe
W5-8 Saffron
W5-9 Sapporo
W5-10 Sisal
W5-12 Tabi
W5-11 Tesori

Fabric Grade A Ⓧ**TUSCAN****65% Post Industrial Recycled Polyester/ 35% Post Consumer Recycled Polyester/ (35% REPREVE®)**

TK-AR Arno
TK-CA Carrara
TK-DA David
TK-ET Etruscan
TK-FL Florence
TK-LM Limoncello
TK-MA Masonry
TK-ME Medici
TK-TR Olive Tree
TK-PS Pisa
TK-RM Romanesque
TK-RU Rustic
TK-SE Siena

Fabric Grade: B Ⓧ**BISCOTTI****100% Recycled Polyester**

FN-AJ Atlantis
FN-AE Copper
FN-AW Curry
FN-AT Fig
FN-AL Fresco
FN-AX Icing
FN-AR Macaroon
FN-AF Maize
FN-AG Opal Gray
FN-AD Pesto
FN-AC Phoenician
FN-AH Sea Spray
FN-AA Shark
FN-AN Silver Ash
FN-AP Torte
FN-AM Wafer

Fabric Grade: B Ⓧ**CLASSIC****82% Recycled Polyester, 18% Polyester (82% REPREVE®)**

L5-AA Musical
L5-AC Radio
L5-AD Drama
L5-AF Comedy
L5-AG Car
L5-AJ Art
L5-AH Design
L5-AS Song
L5-AT Movie

Fabric Grade: B Ⓧ**KIO****100% Recycled Polyester**

ZR-6 Bennett
ZR-8 Cascade
ZR-7 Crew
ZR-5 FUD
ZR-3 Jeanlin
ZR-1 Jib
ZR-11 Reeds Lake
ZR-13 Regatta
ZR-10 Sailor
ZR-2 Sentra
ZR-12 Smurf
ZR-9 TSJ
ZR-4 Yippi Kio

Fabric Grade B Ⓧ**RITZ****49% Post Industrial Recycled Polyester/ 51% Post Consumer Recycled Polyester/ (51% REPREVE®)**

PV-BR Bravo
PV-BT Black Tie
PV-CA Candle Light
PV-CH Champagne
PV-CL Classy
PV-CT Class Act
PV-FR Formal
PV-VA Ovation
PV-WT White Tie

Fabric Grade C Ⓧ**BIRDS NEST****38% Post Industrial Recycled Polyester/ 20% Post Consumer Recycled Polyester/ 42% Recycled Polyester (20% REPREVE®)**

PH-CA Canary
PH-EA Eagle
PH-EG Egret
PH-FA Falcon
PH-HE Heron
PH-HU Hummingbird
PH-MD Morning Dove
PH-NU Nuthatch
PH-WL Owl
PH-RA Raven
PH-SA Sandpiper
PH-ST Stork
PH-SW Swan

Fabric Grade C Ⓧ**GEODE****34% Post Industrial Recycled Polyester/ 26% Post Consumer Recycled Polyester/ 40% Recycled Polyester (26% REPREVE®)**

PR-BS Bismuth
PR-CA Calcite
PR-CT Citrine
PR-CR Crystal
PR-FL Fluorite
PR-GA Galena
PR-HL Hollow
PR-MA Malachite
PR-QU Quartz
PR-WN Wonder

Fabric Grade: C Ⓧ**MAYPOLE by Maharam****100% Polyester**

2D-004 Reed
2D-003 Rush
2D-006 Sway
2D-001 Tone
2D-005 Twirl
2D-002 Waver

Executive Wood Tables Fabric Matrix

Fabric Grade: A ①

TELLURE

100% Polyester

- 3A-31 Aegean
- 3A-18 Black
- 3A-20 Burgundy
- 3A-40 Chocolate
- 3A-28 Dynamo
- 3A-22 Galaxy
- 3A-42 Geranium
- 3A-36 Grass
- 3A-35 Ivory
- 3A-23 Jodhpurs
- 3A-33 Miami
- 3A-19 Navy
- 3A-06 Nickel
- 3A-34 Ocean
- 3A-32 Sky
- 3A-38 Slate
- 3A-37 Spring
- 3A-39 Steel
- 3A-41 Sunflower
- 3A-43 Tomato

ALERT: These materials are current, however they are being considered for future obsolescence due to low volume.

Fabric Grade: B ②

LANDSCAPE

100% Recycled Polyester

- C2-AD Estate
- C2-AH Harvest
- C2-AJ Panorama
- C2-AF Parkland
- C2-AC Photograph
- C2-AE Seascape
- C2-AA Vista

Haworth+

For information on the Haworth+ alliance program, including images and product availability, please refer to: Surfaces.Haworth.com

Customer's Own Material (COM)

For general Customer's Own Material information including: processes and forms, please refer to: Surfaces.Haworth.com

For information on approved COM's, please refer to: Surfaces.Haworth.com

For information on Haworth+ Alliance Program, please refer to: Surfaces.Haworth.com

Note: Inquiries for COM fabrics on the Presentation Screen are to be submitted through Specials Department.

Occasional Tables Table of Contents

Improv Series

Finish/Color Legend	522
Oval	522
Round	522

Galerie Collection

5800 Series	523
5900 Series	524
Finish/Color Legend	523-524

Tempo

Coffee Table	525
End Table	525
Finish/Color Legend	525

Tripoli

Finish Matrix	527
Occasional Drum — Wood	526
Rectangle Occasional — Wood	526
Square Occasional — Wood	526

Haworth Collection

Bay	531-532
Collaborate — Occasional Tables	534-535
Encourage	533
Finish/Color Legend	538
LTB Lounge Tables	536-537
m_sit Tables	528
q_bic Tables	529
SE04 Tables	530

Terms of Sale

North American	539-542
----------------------	---------

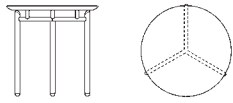
Index	543-552
--------------------	---------

Lifetime Product Warranty	Inside Back Cover
--	-------------------

Improv Series Occasional Tables

Height	Table Top/Edge	Number	Laminate		Wood Surface
			A	B	
16"(406mm)	Laminate/Bullnose PVC	MTR1-20-1	\$470.65	\$531.80	N/A
	Laminate/Chamfered Hardwood	MTR2-20-1	636.63	697.78	N/A
Wood only	Wood/Chamfered Hardwood	MTR3-20-1	N/A	N/A	655.19
20"(508mm)	Laminate/Bullnose PVC	MTR1-20-2	\$470.65	\$531.80	N/A
	Laminate/Chamfered Hardwood	MTR2-20-2	636.63	697.78	N/A
Wood only	Wood/Chamfered Hardwood	MTR3-20-2	N/A	N/A	655.19

Round Table



MTR1-20

(top view)

Features

- Table top diameter is 20"(508mm).
- Oval steel tube legs with color-matched high-density polyethylene floor glides and leg polypropylene caps except when ordering Metallic trim; molded components are available in black or smoke and must be specified.
- Shipped fully assembled.

NOTE: Due to the differences in the material properties, the MDF edge will display a darker stain in comparison with the veneer surface.

◆ Available on RUSH.

To Order, Specify:

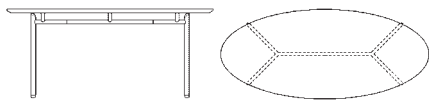
- 1) Product number.
- 2) Laminate or wood surface color.
- 3) PVC or hardwood edge finish color. (Laminate table tops only.)
- 4) Frame trim color.
- 5) Glides and leg caps for metallic frame; black or smoke option only.

To order table with Metallic trim color add **M** after seventh digit.

Example: MTR1-20-1M

Height	Width	Depth	Table Top/Edge	Number	Laminate		Wood Surface
					A	B	
16"(406mm)	20"(508mm)	48"(1219mm)	Laminate/Bullnose PVC	MTV1-2048-1	\$592.96	\$654.11	N/A
			Laminate/Chamfered Hardwood	MTV2-2048-1	880.16	941.31	N/A
Wood only			Wood/Chamfered Hardwood	MTV3-2048-1	N/A	N/A	888.90
20"(508mm)	20"(508mm)	48"(1219mm)	Laminate/Bullnose PVC	MTV1-2048-2	\$592.96	\$654.11	N/A
			Laminate/Chamfered Hardwood	MTV2-2048-2	880.16	941.31	N/A
Wood only			Wood/Chamfered Hardwood	MTV3-2048-2	N/A	N/A	888.90

Oval Table



MTV1-2048

(top view)

Features

- Oval steel tube legs with color-matched high-density polyethylene glides and leg polypropylene caps except when ordering Metallic trim; molded components are available in black or smoke and must be specified.
- Shipped fully assembled.

NOTE: Due to the differences in the material properties, the MDF edge will display a darker stain in comparison with the veneer surface.

To Order, Specify:

- 1) Product number.
- 2) Laminate or wood surface color.
- 3) PVC or hardwood edge finish color. (Laminate table tops only.)
- 4) Frame trim color.
- 5) Glides and leg caps for metallic frame; black or smoke option only.

To order table with Metallic trim color add **M** after ninth digit.

Example: MTV1-2048-1M

Table Top Edge Details



Bullnose PVC



Chamfered Hardwood

Trim Colors – Grade A

TR-F	Black
TR-J	Graphite
TR-G	Gray Tone
TR-E	Smoke

Solid Color Laminates – Grade A

H-34	Beige
H-AK	Chalk
H-8J	Charcoal
H-3J	Graphite
H-62	Gray Tone
H-WL	Linen
H-3P	Platinum
H-AA	Putty
H-3E	Smoke

Patterned Laminates – Grade A

H-DH	Barley Grain
H-22	Grey Spex
H-DA	Oats Grain
H-EK	Owl Nest
H-EC	Quail Nest
H-ED	Rhea Nest
H-EA	Robins Nest
H-DE	Wheat Grain
H-21	White Spex

Wood Grain Laminates – Grade A

H-AM	Amber Cherry
H-AE	Maple

Premium Wood Grain Laminates – Grade B

H-KA	Brazilwood
H-KG	Colombian Walnut
H-KC	New Age Oak
H-KD	River Cherry
H-KE	Sanara
H-KF	Williamsburg Cherry

PVC Colors

TR-K0	Black
TR-J	Graphite
TR-G	Gray Tone
TR-E	Smoke

Wood Finish Colors – Group B

Maple	
VA-CA1	Amber
VC-W23	American
VC-83	Classic
M2-83	Crown
M2-W15	Espresso
M2-U	Medium Cherry
M2-N	Natural
M2-AD	Sand

Metallic Trim Colors – Grade B

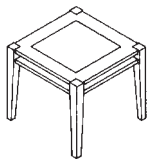
TR-LE	Silver
TR-MC	Champagne
TR-MG	Gunmetal

(no upcharge)

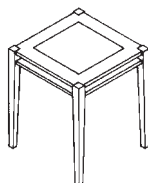
- Notes:**
- Specifying a common stain color for casegoods, wood seating, and wood occasional tables will result in a suite of furniture which has a commercially acceptable finish match.
 - Different wood species are offered on the various casegoods, chairs, and tables. Each species offer unique texture, grain, and color of raw wood and veneer. Minor variations in finish color and texture may occur due to these natural characteristics of wood. This is part of the natural beauty of wood and is not considered to be a defect.

Galerie Collection Occasional Tables

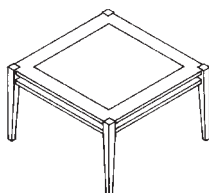
	Height	Depth	Width	Number	Wood Price	Glass Top Inset Price
5800 Series Tables	16"(406mm)	18"(457mm)	18"(457mm)	5818-1816	\$1539.72	\$1770.13
	22"(559mm)	18"(457mm)	18"(457mm)	5818-1822	1557.19	1787.60
	16"(406mm)	26"(660mm)	26"(660mm)	5826-2616	1630.36	1882.61
	22"(559mm)	26"(660mm)	26"(660mm)	5826-2622	1647.83	1900.08



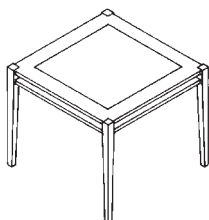
5818-1816



5818-1822



5826-2616



5826-2622

Features

- Square tables feature a reverse-diamond veneer pattern inset.
- Glass inset option is 3/8"(10mm)-thick frosted glass with a green tint.
- Standard with maple veneer insets and maple solids.

To Order, Specify:

- 1) Product number.
- 2) Wood finish color.

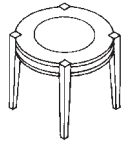
Glass Option:

To specify glass top inset add **-G** suffix to the product number and refer to pricing listed above.

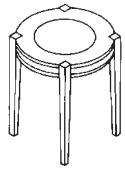
Wood Finishes	
Maple	
Amber	M2-CA1
Beech	M2-W04
American	M2-W23
Classic	M2-83
Cordovan	M2-W13
Crown	M2-W24
Espresso	M2-W15
Golden	M2-W08
Light Anegre	M2-W07
Light Cherry	M2-W06
Mahogany Satin	M2-CAA
Medium Cherry	M2-U
Natural	M2-N
Retro	M2-W31
Sand	M2-AD

Galerie Collection Occasional Tables

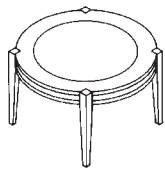
	Height	Depth	Width	Number	Wood Price	Glass Top Inset Price
5900 Series Tables	16"(406mm)	18"(457mm)	18"(457mm)	5918-1816	\$1434.89	\$1648.92
	22"(559mm)	18"(457mm)	18"(457mm)	5918-1822	1452.36	1666.39
	16"(406mm)	26"(660mm)	26"(660mm)	5926-2616	1570.30	1808.36
	22"(559mm)	26"(660mm)	26"(660mm)	5926-2622	1587.77	1825.83



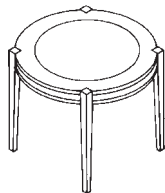
5918-1816



5918-1822



5926-2616



5926-2622

Features

- Round tables feature a straight-grain veneer pattern inset.
- Glass inset option is 3/8"(10mm)-thick frosted glass with a green tint.
- Standard with maple veneer insets and maple solids.

To Order, Specify:

- 1) Product number.
- 2) Wood finish color.

Glass Option:

To specify glass top inset add **-G** suffix to the product number and refer to pricing listed above.

Wood Finishes	
Maple	
Amber	M2-CA1
Beech	M2-W04
American	M2-W23
Classic	M2-83
Cordovan	M2-W13
Crown	M2-W24
Espresso	M2-W15
Golden	M2-W08
Light Anegre	M2-W07
Light Cherry	M2-W06
Mahogany Satin	M2-CAA
Medium Cherry	M2-U
Natural	M2-N
Retro	M2-W31
Sand	M2-AD

Tempo Series Occasional Tables

	Height	Depth	Width	Number	Laminate A	B	Wood Surface
End Table	23"(584mm)	18"(457mm)	18"(457mm)	KLT8-1818	\$ 995.90	\$1057.05	\$1149.87
		22"(559mm)	22"(559mm)	KLT8-2222	1055.96	1117.11	1209.93



KLT8-1818

Features

- Available in laminate top with black PVC edge or veneer top with color-matched wood edge.
- Shipped assembled.
- Carton weight / size:
KLT8-1818: 13 lbs. / 5 cubic ft.
KLT8-2222: 18 lbs. / 8 cubic ft.

To Order, Specify:

- 1) Product number.
- 2) Laminate color or maple wood finish.
- 3) Leg/frame finish color.

Coffee Table	15"(381mm)	30"(762mm)	30"(762mm)	KLT1-3030	\$1117.12	\$1220.86	\$1271.09
		36"(914mm)	36"(914mm)	KLT1-3636	1173.90	1277.64	1327.87



KLT1-3030

Features

- Available in laminate top with black PVC edge or veneer top with color-matched wood edge.
- Shipped assembled.
- Carton weight / size:
KLT1-3030: 30 lbs. / 11 cubic ft.
KLT1-3636: 40 lbs. / 13 cubic ft.

To Order, Specify:

- 1) Product number.
- 2) Laminate color or maple wood finish.
- 3) Leg/frame finish color.

Trim – Grade A

- TR-F Black (gloss level 25)
- TR-K0 Kinetics Black (gloss level 90)
- TR-K Charcoal (gloss level 25)
- TR-J Graphite (gloss level 25)
- TR-E Smoke (gloss level 25)
- TR-G Gray Tone
- TR-AA Putty

Laminate/Color Legend

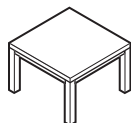
Solid Color Laminates – Grade A		Patterned Laminates – Grade A		Wood Grain Laminates – Grade A		Premium Wood Grain Laminates – Grade B	
H-34	Beige	H-DH	Barley Grain	H-AM	Amber Cherry	H-KA	Brazilwood
H-AK	Chalk	H-22	Grey Spex	H-AE	Maple	H-KG	Colombian Walnut
H-8J	Charcoal	H-DA	Oats Grain			H-KC	New Age Oak
H-3J	Graphite	H-EK	Owl Nest			H-KD	River Cherry
H-62	Gray Tone	H-EC	Quail Nest			H-KE	Sanara
H-WL	Linen	H-ED	Rhea Nest			H-KF	Williamsburg Cherry
H-3P	Platinum	H-EA	Robins Nest				
H-AA	Putty	H-DE	Wheat Grain				
H-3E	Smoke	H-21	White Spex				

Wood Finishes	
Maple	
Amber	M2-CA1
American	M2-W23
Classic	M2-83
Crown	M2-W24
Espresso	M2-W15
Golden	M2-W08
Light Cherry	M2-W06
Medium Cherry	M2-U
Natural	M2-N
Retro	M2-W31
Sand	M2-AD

Note: • Specifying a common stain color for casegoods, wood seating, and wood occasional tables will result in a suite of furniture which has a commercially acceptable finish match.
• Different wood species are offered on the various casegoods, chairs, and tables. Each species offer unique texture, grain, and color of raw wood and veneer. Minor variations in finish color and texture may occur due to these natural characteristics of wood. This is part of the natural beauty of wood and is not considered to be a defect.

Tripoli Occasional Tables

	Height	Depth	Width	Number ①	Wood Group B
Table — Square Occasional — Wood	16"(406mm)	24"(610mm)	24"(610mm)	TKAS-2424- S	\$1763.17
	21"(533mm)	30"(762mm)	30"(762mm)	TKAS-3030- S	1848.07
	16"(406mm)	42"(1067mm)	42"(1067mm)	TKAS-4242- S	2017.87



TKAS-1S

Features

- 1 1/2"(38mm) thick Wood Veneer top with profiled edge (Square, Bevel, Chamfer or Radius) applied to all edges.
- 1 3/4"(44mm) thick solid-wood legs and frame.
- Glides provide 1"(25mm) adjustment range.
- Shipped unassembled.

To Order, Specify:

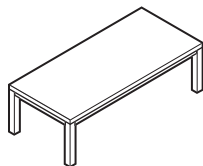
1) Product number, including:

① Edge Option:

- 1 Square
- 2 Bevel
- 3 Chamfer
- 4 Radius

2) Wood finish.

Table — Rectangle Occasional — Wood	21"(533mm)	22"(559mm)	30"(762mm)	TKAR-2230- S	\$1867.07
	16"(406mm)	24"(610mm)	53"(1346mm)	TKAR-2453- S	2133.09



TKAR-1S

Features

- 1 1/2"(38mm) thick Wood Veneer top with profiled edge (Square, Bevel, Chamfer or Radius) applied to all edges.
- 1 3/4"(44mm) thick solid-wood legs and frame.
- Glides provide 1"(25mm) adjustment range.
- Shipped unassembled.

To Order, Specify:

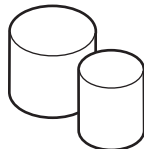
1) Product number, including:

① Edge Option:

- 1 Square
- 2 Bevel
- 3 Chamfer
- 4 Radius

2) Wood finish.

Table — Occasional Drum — Wood	21"(533mm)	18"(457mm)	18"(457mm)	TKAD-2118-S	\$1131.10
		24"(610mm)	24"(610mm)	TKAD-2124-S	1310.35



TKAD-S

Features

- Removable top with hollow cylinder (Wood Veneer).
- Shipped assembled.

To Order, Specify:

1) Product number.

2) Wood finish.

Tripoli Finish Matrix

Wood Finish/Color Legend


Because of the natural properties of wood, variations of grain and finish color can be expected. Haworth carefully selects materials used in the manufacturing of products to ensure consistent and acceptable color.

Wood is susceptible to color change from exposure to UV rays. Haworth controls this by using surface finishes to reduce color change. However, change may be more evident in light-colored finishes.

Haworth wood products are available with either an EcoShield™ water-based finish or a hand-applied, water-based finish.

EcoShield and conversion varnish finished products are not designed to go together and are not recommended for use within the same space.

Tripoli has a water-based, UV cured EcoShield finish.



Wood Group	Veneer Type	Variety	Cutting Technique	Surface	Matching Technique	Finish Name/Color	Specification Number
B 	Natural	Cherry	Plain Sliced	Open Pore	Book Rotate on Tops	Amber on Cherry	VC-CA1
						American on Cherry	VC-W23
						Classic on Cherry	VC-83
						Light Cherry	VC-W06
						Medium Cherry	VC-U
	Natural	Maple	Plain Sliced	Open Pore	Book Rotate on Tops	Light Maple	VP-LM
						Maple	VP-N
						Sand on Maple	VP-AD
	Natural	Oak	Plain Sliced	Open Pore	Book Rotate on Tops	Oak	VJ-W05
						Espresso on Walnut	VR-W15
						Mahogany Satin on Walnut	VR-W21
						Naturally Walnut	VR-W12
						Retro on Walnut	VR-W31
Natural	Beech	Quarter Cut	Open Pore	Book Rotate on Tops	Beech	VT-W04	

Alert:
 These materials are current, however they are being considered for future obsolescence due to low volume.
 Crown on Cherry VC-W24
 Cordovan on Walnut VR-W13

Haworth Collection Tables

m_sit Tables


Design: Wolfgang C.R. Mezger—Made in U.S.A.

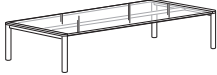
		Description	Number	Price
Square  TOMS-SQP-X TOMS-SQC-X	Dimensions TW: 19.7"(500mm) TD: 19.7"(500mm) TH: 19.7"(500mm)	Painted	TOMS-SQP-X	\$1629.68
		Chrome	TOMS-SQC-X	1913.60
		Features <ul style="list-style-type: none"> • Frame: Bent steel. • Top: White satined acrylic plexiglass top. • Finish: Painted or polished chrome. 	To Order, Specify: <ol style="list-style-type: none"> 1) Product number. 2) Trim color. 	
Rectangle  TOMS-RTP-X TOMS-RTC-X	Dimensions TW: 47.2"(1200mm) TD: 23.6"(600mm) TH: 13.8"(350mm)	Painted	TOMS-RTP-X	\$2698.80
		Chrome	TOMS-RTC-X	2982.72
		Features <ul style="list-style-type: none"> • Frame: Bent steel. • Top: White satined acrylic plexiglass top. • Finish: Painted or polished chrome. 	To Order, Specify: <ol style="list-style-type: none"> 1) Product number. 2) Trim color. 	

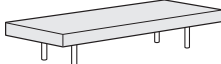
Haworth Collection Tables


q_bic Tables

Design: Markus Destädt—Made in U.S.A.

		Description	Number	Price
Steel and Glass Square Table	Dimensions H: 15"(381mm) W: 28.46"(724mm) L: 28.46"(724mm)	Painted	TOQB-SQGP	\$3335.28
		Chrome	TOQB-SQGC	3569.28
		Features	To Order, Specify:	
TOQB-SQGP TOQB-SQGC		<ul style="list-style-type: none"> • Top: Clear (tempered) glass. • Frame: Steel frame in painted or polished chrome finish. 	<ol style="list-style-type: none"> 1) Product number. 2) Glass color. 3) Frame color. 	

Steel and Glass Rectangle Table	Dimensions H: 15"(381mm) W: 28.46"(724mm) L: 49.2"(1250mm)	Painted	TOQB-RTGP	\$3884.40
		Chrome	TOQB-RTGC	4118.40
		Features	To Order, Specify:	
TOQB-RTGP TOQB-RTGC		<ul style="list-style-type: none"> • Top: Clear (tempered) glass. • Frame: Steel frame in painted or polished chrome finish. 	<ol style="list-style-type: none"> 1) Product number. 2) Glass color. 3) Frame color. 	

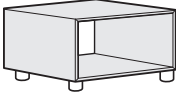

		Description	Number ①②	Painted	Chrome	
Wood Rectangular Table	Dimensions H: 8.6"(216mm) W: 23.6"(597mm) L: 55.1"(1400mm)	Veneer	TOQB-RTW-■ ■	\$2685.28	\$2782.00	
		Features	To Order, Specify:			
		<ul style="list-style-type: none"> • Finish: Wood veneer standard in five finishes. • Frame: Steel frame painted or polished chrome finish. 	<ol style="list-style-type: none"> 1) Product number, including: <ul style="list-style-type: none"> ① Wood Finish Option: <ul style="list-style-type: none"> B Beachwood E Ebony M Melba S Sorrel W Wenge ② Frame Finish Option: <ul style="list-style-type: none"> P Painted C Chrome 2) Wood color. 3) Frame color. 			
TOQB-RTW						

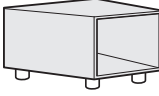
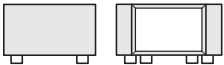
		Description	Number ①②	Painted	Chrome	
Double Tier Square Table	Dimensions H: 12"(305mm) W: 47.5"(1207mm) L: 47.5"(1207mm)	Veneer/glass top	TOQB-SQT-■ ■	\$4587.44	\$4684.16	
		Features	To Order, Specify:			
		<ul style="list-style-type: none"> • Includes: Glass top tier and Wood veneer bottom tier. • Finish: Match options of q_bic lounge chairs, wood veneer standard in five finishes. • Frame: Steel frame in powder coat paint or polished chrome. • Top: Clear (tempered) glass. 	<ol style="list-style-type: none"> 1) Product number, including: <ul style="list-style-type: none"> ① Wood Finish Option: <ul style="list-style-type: none"> B Beachwood E Ebony M Melba S Sorrel W Wenge ② Frame Finish Option: <ul style="list-style-type: none"> P Painted C Chrome 2) Wood color. 3) Frame color. 			
TOQB-SQT						

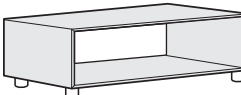

Haworth Collection Tables

SE04 Tables

Design: José Serrano—Made in U.S.A.

		Description	Number 1 2	Painted	Anodized Aluminum
Wood Table — Square  TOSE-SQW 	Dimensions TW: 28.0"(711mm) TD: 28.0"(711mm) TH: 16.9"(430mm)	Square	TOSE-SQW-■ ■	\$2259.92	\$2307.76
		Features <ul style="list-style-type: none"> • Double-cut wood veneers available in five finishes. • Legs: Aluminum with felt glides, painted or anodized aluminum finish. 	To Order, Specify: 1) Product number, including: 1 Wood Finish Option: B Beachwood E Ebony M Melba S Sorrel W Wenge 2 Frame Finish Option: P Painted B Anodized Aluminum 2) Wood color. 3) Frame color.		

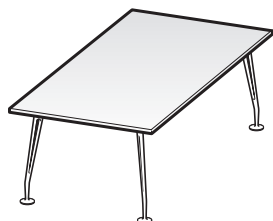
		Description	Number 1 2	Painted	Anodized Aluminum
Wood Table — Trapezoid  TOSE-TRW 	Dimensions TW: 37.4"(950mm) TD: 28.0"(711mm) TH: 16.9"(430mm)	Trapezoid	TOSE-TRW-■ ■	\$2686.32	\$2734.16
		Features <ul style="list-style-type: none"> • Double-cut wood veneers available in five finishes. • Legs: Aluminum with felt glides, painted or anodized aluminum finish. 	To Order, Specify: 1) Product number, including: 1 Wood Finish Option: B Beachwood E Ebony M Melba S Sorrel W Wenge 2 Frame Finish Option: P Painted B Anodized Aluminum 2) Wood color. 3) Frame color.		

		Description	Number 1 2	Painted	Anodized Aluminum
Wood Table — Rectangle  TOSE-RTW 	Dimensions TW: 51.1"(1300mm) TD: 28.0"(711mm) TH: 16.9"(430mm)	Rectangle	TOSE-RTW-■ ■	\$3580.72	\$3628.56
		Features <ul style="list-style-type: none"> • Double-cut wood veneers available in five finishes. • Legs: Aluminum with felt glides, painted or anodized aluminum. 	To Order, Specify: 1) Product number, including: 1 Wood Finish Option: B Beachwood E Ebony M Melba S Sorrel W Wenge 2 Frame Finish Option: P Painted B Anodized Aluminum 2) Wood color. 3) Frame color.		

Haworth Collection Tables

Bay
Design: Haworth Design Studio—Made in U.S.A.

	Height	Depth	Width	Number ①	Glass	Low-Iron Glass	Specialty Wood
Rectangular Table	28 1/4"(718mm)	30"(762mm)	60"(1524mm)	TBRA-3060-	\$2169.34	\$2731.56	\$3771.14
		36"(914mm)	72"(1829mm)	TBRA-3672-	2572.44	3368.04	4614.48
		42"(1067mm)	84"(2134mm)	TBRA-4284-	2917.20	4004.52	5436.60



TBRA

Features

- Legs: die-cast aluminum with adjustable glides, providing 0.6"(15mm) of vertical adjustment, and a polished aluminum finish.
- Beam: steel tubing 2"x1"(50x25mm) oval section, 2mm thick, and powder coat painted finish in Metallic Silver.
- Glass top is 1/2"(12mm) thick white-backpainted tempered glass with a straight edge.
- Wood top is 1 1/8"(28mm)-thick MDF with natural wood veneer coating with 14° knife edge.

To Order, Specify:

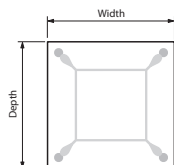
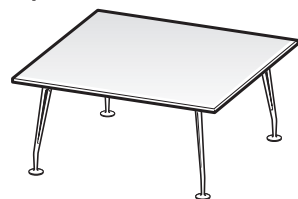
1) Product number, including:

① Top Option:

- G** White Backpainted Glass
- L** White Backpainted Low-Iron Glass
- W** Wood

2) Glass or Wood color.

Square Table	28 1/4"(718mm)	42"(1067mm)	42"(1067mm)	TBRQ-4242-	\$2148.12	\$2699.74	\$3749.93
		48"(1219mm)	48"(1219mm)	TBRQ-4848-	2492.88	3198.31	4264.42
		54"(1372mm)	54"(1372mm)	TBRQ-5454-	2742.17	3643.85	4853.16
		60"(1524mm)	60"(1524mm)	TBRQ-6060-	3023.28	4131.82	5388.86



TBRQ

Features

- Legs: die-cast aluminum with adjustable glides, providing 0.6"(15mm) of vertical adjustment, and a polished aluminum finish.
- Beam: steel tubing 2"x1"(50x25mm) oval section, 2mm thick, and powder coat painted finish in Metallic Silver.
- Glass top is 1/2"(12mm) thick white-backpainted tempered glass with a straight edge.
- Wood top is 1 1/8"(28mm)-thick MDF with natural wood veneer coating with 14° knife edge.

To Order, Specify:

1) Product number, including:

① Top Option:

- G** White Backpainted Glass
- L** White Backpainted Low-Iron Glass
- W** Wood

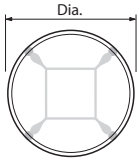

2) Glass or Wood color.

Haworth Collection Tables

Bay

Design: Haworth Design Studio—Made in U.S.A.

	Height	Diameter	Number ①	Glass	Low-Iron Glass	Specialty Wood
Round Table	28 1/4"(718mm)	42"(1067mm)	TBRN-4242-■	\$2678.52	\$3177.10	\$4476.58
		48"(1219mm)	TBRN-4848-■	3071.02	3712.80	5250.96
		54"(1372mm)	TBRN-5454-■	3368.04	4190.16	5882.14
		60"(1524mm)	TBRN-6060-■	3686.28	4694.04	6683.04



TBRN

Features

- Legs: die-cast aluminum with adjustable glides, providing 0.6"(15mm) of vertical adjustment, and a polished aluminum finish.
- Beam: steel tubing 2"x1"(50x25mm) oval section, 2mm thick, and powder coat painted finish in Metallic Silver.
- Glass top is 1/2"(12mm) thick white-backpainted tempered glass with a straight edge.
- Wood top is 1 1/8"(28mm)-thick MDF with natural wood veneer coating with 14° knife edge.

To Order, Specify:

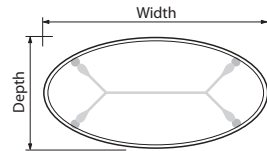
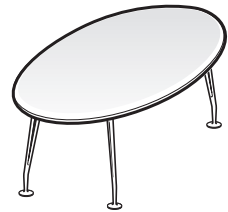
1) Product number, including:

① Top Option:

- G** White Backpainted Glass
- L** White Backpainted Low-Iron Glass
- W** Wood

2) Glass or Wood color.

Ellipse Table



TBRE

	Height	Depth	Width	Number ①	Glass	Low-Iron Glass	Specialty Wood
Ellipse Table	28 1/4"(718mm)	39"(991mm)	78"(1981mm)	TBRE-3978-■	\$3447.60	\$4322.76	\$ 7452.12
		42"(1067mm)	84"(2134mm)	TBRE-4284-■	3686.28	4667.52	8624.30
		48"(1219mm)	96"(2438mm)	TBRE-4896-■	4280.33	5728.32	11016.41

Features

- Legs: die-cast aluminum with adjustable glides, providing 0.6"(15mm) of vertical adjustment, and a polished aluminum finish.
- Beam: steel tubing 2"x1"(50x25mm) oval section, 2mm thick, and powder coat painted finish in Metallic Silver.
- Glass top is 1/2"(12mm) thick white-backpainted tempered glass with a straight edge.
- Wood top is 1 1/8"(28mm)-thick MDF with natural wood veneer coating with 14° knife edge.

To Order, Specify:

1) Product number, including:

① Top Option:


- G** White Backpainted Glass
- L** White Backpainted Low-Iron Glass
- W** Wood

2) Glass or Wood color.

Haworth Collection Tables

Encourage

Design: Haworth Design Studio—Made in U.S.A.

	Depth	Width	No. of Sections	Seats	Number	Specialty Wood
Conference Table  (96"-144"[2438mm-3658mm])	48"-32"(1219mm-813mm)	96"(2438mm)	4	6-10	TNBO-4996-N	\$15360.38
	48"-32"(1219mm-813mm)	108"(2743mm)	4	8-10	TNBO-49A8-N	16320.41
	51"-34"(1295mm-864mm)	120"(3048mm)	4	8-12	TNBO-52C0-N	17450.16
	54"-36"(1372mm-914mm)	132"(3353mm)	4	8-12	TNBO-55D2-N	19094.40
	54"-36"(1372mm-914mm)	144"(3658mm)	4	10-14	TNBO-55E4-N	20775.77
	57"-38"(1448mm-965mm)	156"(3962mm)	6	10-16	TNBO-57F6-N	24769.68
	60"-40"(1524mm-1016mm)	168"(4267mm)	6	10-16	TNBO-62G8-N	26854.15
	60"-40"(1524mm-1016mm)	180"(4572mm)	6	12-20	TNBO-62J0-N	28959.84




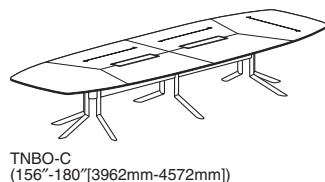
Features

- Standard table height is 29"(737mm).
- Legs: brushed stainless steel with internal reinforcement.
- Legs have a vertical adjustment of 1/2"(12mm).
- Tops are 1 1/8"(28mm)-thick MDF with natural wood veneer coating.
- Modesty panel available in Ebony (black) or Polar (white).
- 96"(2438mm)-144"(3658mm)-wide tables have 3 legs on each end.
- 156"(3962mm)-180"(4572mm)-wide tables have 3 legs on each end and 2 in the middle.

To Order, Specify:

- 1) Product number.
- 2) Wood color.
- 3) Modesty panel color.

	Depth	Width	No. of Sections	Seats	Number	Specialty Wood
Conference Tables with Trough and Power  (96"-144"[2438mm-3658mm])	48"-32"(1219mm-813mm)	96"(2438mm)	4	6-10	TNBO-4996-C	\$17116.00
	48"-32"(1219mm-813mm)	108"(2743mm)	4	8-10	TNBO-49A8-C	18383.67
	51"-34"(1295mm-864mm)	120"(3048mm)	4	8-12	TNBO-52C0-C	19513.42
	54"-36"(1372mm-914mm)	132"(3353mm)	4	8-12	TNBO-55D2-C	21523.63
	54"-36"(1372mm-914mm)	144"(3658mm)	4	10-14	TNBO-55E4-C	23634.63
	57"-38"(1448mm-965mm)	156"(3962mm)	6	10-16	TNBO-57F6-C	28673.42
	60"-40"(1524mm-1016mm)	168"(4267mm)	6	10-16	TNBO-62G8-C	30980.67
	60"-40"(1524mm-1016mm)	180"(4572mm)	6	12-20	TNBO-62J0-C	33818.30



Features

- Standard table height is 29"(737mm).
- Legs: brushed stainless steel with internal reinforcement.
- Legs have a vertical adjustment of 1/2"(12mm).
- Tops are 1 1/8"(28mm)-thick MDF with natural wood veneer coating.
- Modesty panel available in Ebony or Polar.
- 96"(2438mm)-144"(3658mm)-wide tables have 3 legs on each end.
- 156"(3962mm)-180"(4572mm)-wide tables have 3 legs on each end and 2 in the middle.
- 18"-30"(457mm-762mm) trough cut-outs contain one door with 2 standard power outlets.
- 36"(914mm) trough contains two doors. Each door contains 2 standard power outlets.

To Order, Specify:

- 1) Product number.
- 2) Wood color.
- 3) Modesty panel color.

Specification Tip

- Power must be hardwired. Consult local electrician with questions.

Table Width	Number of Cut-Outs	Number of Outlets	Trough Size
96"(2438mm)	1	2	18"(457mm)
108"(2743mm)	1	2	30"(762mm)
120"(3048mm)	1	2	30"(762mm)
132"(3353mm)	1	4	36"(914mm)
144"(3658mm)	1		42"(1067mm)
156"(3962mm)	2	2	24"(610mm)
168"(4267mm)	2		30"(762mm)
180"(4572mm)	2		36"(914mm)

Haworth Collection Tables

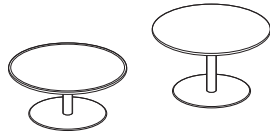
Collaborate — Occasional Tables

Design: Stanley Felderman and Nancy Keatinge—Made in U.S.A.

Round Table



TGO-14-LRA TGO-18-LRA



TGO-14-LRC TGO-18-LRC

Features

- Table top available in Laminate, Wood or Stone.
- Base available with Star base or Disc base.
- Star base available in Trivalent chrome with hard or soft glide options..
- Disc base available painted or in Trivalent chrome with hard or soft glide options.

To Order, Specify:

1) Product number, including:

① Surface Option:

- L** Laminate
- W** Wood
- M** Stone

② Base/Glide Option:

- A** Star Base/Hard Glide
- B** Star Base/Soft Glide
- C** Disc Base/Hard Glide
- E** Disc Base/Soft Glide

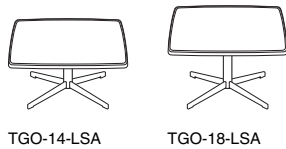
2) Table Finish.

3) Base Finish.

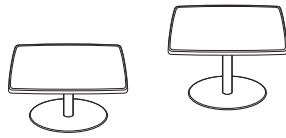
Note: Add \$72.80 list upcharge for Trivalent chrome option on Disc base.

Height	Diameter	Number ① ②	Laminate	Specialty Wood	Stone 1	Stone 3
Star Base						
14"(356mm)	28"(711mm)	TGO-14- ■ R- ■	\$1164.80	\$2225.60	\$2204.80	\$2828.80
18"(457mm)		TGO-18- ■ R- ■	1268.80	2329.60	2308.80	2932.80
Disc Base						
14"(356mm)	28"(711mm)	TGO-14- ■ R- ■	\$1372.80	\$2433.60	\$2412.80	\$3036.80
18"(457mm)		TGO-18- ■ R- ■	1476.80	2537.60	2516.80	3140.80

Square Table



TGO-14-LSA TGO-18-LSA



TGO-14-LSC TGO-18-LSC

Features

- Table top available in Laminate, Wood or Stone.
- Base available with Star base or Disc base.
- Star base available in Trivalent chrome with hard or soft glide options.
- Disc base available painted or in Trivalent chrome with hard or soft glide options.

To Order, Specify:

1) Product number, including:

① Surface Option:

- L** Laminate
- W** Wood
- M** Stone

② Base/Glide Option:

- A** Star Base/Hard Glide
- B** Star Base/Soft Glide
- C** Disc Base/Hard Glide
- E** Disc Base/Soft Glide

2) Table Finish.

3) Base Finish.

Note: Add \$72.80 list upcharge for Trivalent chrome option on Disc base.

Height	Width	Depth	Number ① ②	Laminate	Specialty Wood	Stone 1	Stone 3
Star Base							
14"(356mm)	24"(610mm)	24"(610mm)	TGO-14- ■ S- ■	\$1008.80	\$2069.60	\$2048.80	\$2672.80
18"(457mm)			TGO-18- ■ S- ■	1112.80	2173.60	2152.80	2776.80
Disc Base							
14"(356mm)	24"(610mm)	24"(610mm)	TGO-14- ■ S- ■	\$1216.80	\$2277.60	\$2256.80	\$2880.80
18"(457mm)			TGO-18- ■ S- ■	1320.80	2381.60	2360.80	2984.80

Haworth Collection Tables

Collaborate — Occasional Tables
Design: Stanley Felderman and Nancy Keatinge—Made in U.S.A.

Ellipse Table



TGO-16-LEA



TGO-16-LEC

Features

- Table top available in Laminate, Wood or Stone.
- Base available with Star base or Disc base.
- Star base available in Trivalent chrome with hard or soft glide options.
- Disc base available painted or in Trivalent chrome with hard or soft glide options.

To Order, Specify:

1) Product number, including:

① Surface Option:

- L** Laminate
- W** Wood
- M** Stone

② Base/Glide Option:

- A** Star Base/Hard Glide
- B** Star Base/Soft Glide
- C** Disc Base/Hard Glide
- E** Disc Base/Soft Glide

2) Table Finish.

3) Base Finish.

Note: Add **\$72.80** list upcharge for Trivalent chrome option on Disc base.

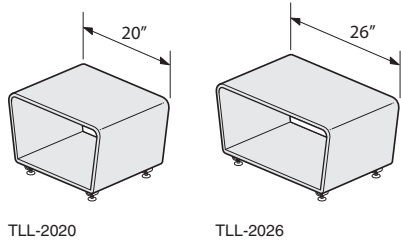
Height	Width	Depth	Number ^① ^②	Laminate	Specialty Wood	Stone 1	Stone 3
Star Base							
16"(406mm)	40"(1016mm)	26"(660mm)	TGO-16-■ E-■	\$1320.80	\$2444.00	\$2360.80	\$2984.80
Disc Base							
16"(406mm)	40"(1016mm)	26"(660mm)	TGO-16-■ E-■	\$1528.80	\$2652.00	\$2568.80	\$3192.80

Haworth Collection Tables

LTB Lounge Tables

Design: Thierry Blet and Catherine Le Teo—Made in U.S.A.

	Height	Depth	Width	Number	Price
Linear Table	16.7"(424mm)	19.7"(500mm)	19.7"(500mm)	TLL-2020	\$1007.00
	16.7"(424mm)	25.6"(650mm)	19.7"(500mm)	TLL-2026	\$1113.00



TLL-2020

TLL-2026

Features

- Coordinates with the depths of the LTB benches.
- Base: Black plastic adjustable glides.

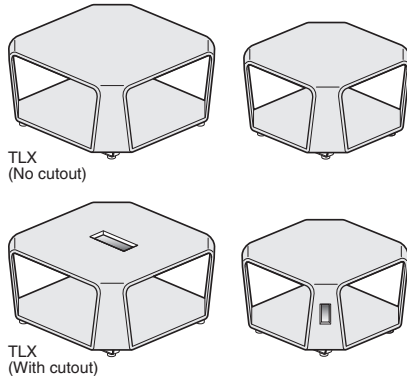
To Order, Specify:

- 1) Product number.
- 2) Painted finish.

Specification Tips

- These tables have been designed to be placed at both ends of benches but can also be used as stand alone occasional tables.
- When using at the end of a bench make sure the depth of the table matches the depth of the bench.

X Link Table



TLX
(No cutout)

TLX
(With cutout)

	Height	Depth	Width	Number ¹	Price
	16.7"(424mm)	19.7"(500mm)	19.7"(500mm)	TLX-2020-■	\$1223.24
	16.7"(424mm)	25.6"(650mm)	25.6"(650mm)	TLX-2626-■	\$1329.24

Features

- Coordinates with the depths of the LTB benches.
- Base: Black plastic adjustable glides.
- Power/data access in the top of the tables available with separately specified flip top unit.
- Side with power access available with 3 outlet power only.

To Order, Specify:

- 1) Product number, including:

¹ Cutout Options:

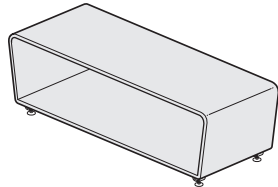
- N** No Cutout.
- X** 3 outlet, side cutout only, add **\$28.62** list.
- F** 4 outlet, single sided, center cutout, add **\$28.62** list.
- J** 6 outlet, single sided, center cutout, add **\$28.62** list.

- 2) Painted finish.

Specification Tips

- Designed to create right-angled configurations or link 4 LTB benches together in a cross shaped configuration, but can also be used as stand alone occasional table.
- Flip Top Unit/Side Mount Power Unit specified separately.
- Only one cutout available per table.
- If ordering 3 outlet power must order side cutout.

Coffee Table



TLL-2055

	Height	Depth	Width	Number	Price
	16.7"(424mm)	55.1"(1400mm)	19.7"(500mm)	TLL-2055	\$1696.00

Feature

- Base: Black plastic adjustable glides.

To Order, Specify:

- 1) Product number.
- 2) Painted finish.

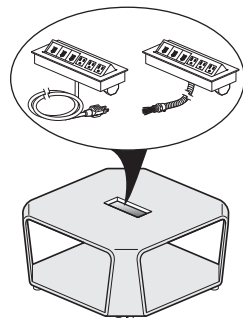
Specification Tip

- Table can be used as a stand alone occasional table or act as a division of space perpendicular of the benches.

Haworth Collection Tables

LTB Lounge Tables — Power
Design: Thierry Blet and Catherine Le Teo—Made in U.S.A.

Bezel Width	Bezel Depth	Configuration	Cutout Options	Number	Price
Flip Top Unit					
Corded Single Sided Outlets					
8 5/16"(211mm)	4 3/8"(111mm)	2 Power, 2 Data	F,J	EUE1-0000-1221W	\$455.26
		3 Power, 1 Data	F,J	EUE1-0000-1311W	455.26
11 1/4"(286mm)	4 3/8"(111mm)	3 Power, 3 Data	F,J	EUE1-0000-1331W	\$455.26
		4 Power, 2 Data	F,J	EUE1-0000-1421W	455.26
Hardwire Single Sided Outlets					
8 5/16"(211mm)	4 3/8"(111mm)	2 Power, 2 Data	F,J	EUE1-0000-C221W	\$519.53
		3 Power, 3 Data	F,J	EUE1-0000-C311W	519.53



EUE1-0000-1331W



Features

- Flip top unit includes one flip top unit with power outlets, 15 Amp NEMA 5-15R configuration and communication openings, mounting clips, multiple data jack adapters to accommodate most varieties of field supplied data jacks, also includes blank data covers.
- Corded Flip Top Unit has 12 foot long, 15A cord with plug.
- Hardwire Flip Top Unit has 6 foot flexible metal conduit feed with wires for hardwire connection.
- Flip top unit is flush mounted with spring release cover.
- Flip top unit overall height is 2 3/4"(70mm) and will extend below the table tops.
- Standard in anodized finish.
- Field installed.
- Ships assembled.

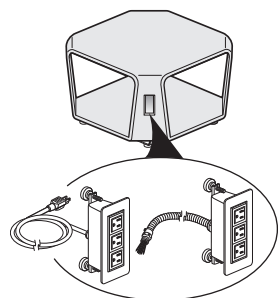
To Order, Specify:

- 1) Product number.
(No finish specification required.)

Specification Tips

- Order flip top units to match center cutouts specified for the LTB X Link Table.
- Flip top unit plug-in cord drops down from bottom of unit to plug into external power outlet.
- **For use with 120 volt 60 hertz power source only.**
- **Electric application requires prior approval by authority having jurisdiction.**
- Corded flip top units with four receptacles utilize a fused plug that may block adjacent building receptacle outlet.
- Flip top unit can be retrofitted; requires field cutout and installation.

Side Mounted Power Unit



EUB1-0000



Bezel Width	Bezel Depth	Configuration	Cutout Options	Number	Price
Corded Side Mounted Outlets					
6 1/2"(165mm)	3"(76mm)	3 Power, 0 Data	X	EUB1-0000-130	\$464.00
Hardwire Side Mounted Outlets					
6 1/2"(165mm)	3"(76mm)	3 Power, 0 Data	X	EUB1-0000-C30V	\$530.78

Features

- Includes three spill resistant 15 Amp 5-15R outlets and mounting hardware.
- Corded unit includes a 6' or 12' long cord with 15 Amp NEMA 5-15P plug.
- Hardwired unit includes 6' flexible metal conduit with wires for connection to building electrical supply.
- Product complies with UL desk top spill test requirements.
- Side-mounted unit sits flush with the side of X Link Table.
- Side-mounted unit has an overall housing depth of 2 1/2"(64mm) and will extend into interior of table.

To Order, Specify:

- 1) Product number, including:
 - 1 Cord Length:**
 - V** 6' cord
 - W** 12' cord
 (No finish specification required.)

Specification Tips

- For use with LTB X Link Table with side cutout option only.
- **For use with 120 volt 60 hertz power source only.**

Haworth Collection Finish/Color Legend

m_sit

TR-F Black
 KR-V Chrome
 TR-LE Metallic Silver
 TR-MC Metallic Champagne
 TR-MG Metallic Gunmetal

q_bic

Frame

TR-F Black
 KR-V Chrome
 TR-LE Metallic Silver
 TR-MC Metallic Champagne
 TR-MG Metallic Gunmetal

Glass

2G-01C Clear (Tempered)

Wood

WL-RL Beechwood
 WJ-RE Ebony
 WE-RT Melba
 WE-RC Sorrel
 WC-RW Wenge

SE04

Frame

TR-F Black
 PN-B Brushed Aluminum
 TR-LE Metallic Silver
 TR-MC Metallic Champagne
 TR-MG Metallic Gunmetal

Wood

WL-RL Beechwood
 WJ-RE Ebony
 WE-RT Melba
 WE-RC Sorrel
 WC-RW Wenge

LTB Lounge

Trim Colors

TR-PL Polar
 TR-VA Vapor
 TR-SY Stormy

Collaborate

Base

KR-V Trivalent Chrome
 TR-TW Plaster (only available on disc base)
 TR-K Charcoal (only available on disc base)

Laminate

H-WL Linen

Specialty Wood

KK-ZW Zebra Wood
 KL-E Ebano
 KM-RW Rift White Oak

Stone 1

16-WJ White Gioia Marble

Stone 3

17-BG Black Granite

Bay

Glass

FT-SSW White - Backpainted

Low-Iron Glass

41-SLW White - Backpainted

Specialty Wood

KK-ZW Zebra Wood
 KL-E Ebano
 KM-RW Rift White Oak
 KN-CC Paldao

Encourage

Specialty Wood

KK-ZW Zebra Wood
 KL-E Ebano
 KM-RW Rift White Oak
 KN-CC Paldao

Modesty Panel

TR-BT Ebony
 TR-PL Polar

North American Terms of Sale

These Terms of Sale are part of a quotation, bid response, or other sales document issued by Haworth, Inc., Haworth, Ltd. ("Haworth").

These Terms of Sale do not cover products manufactured in North America shipping to non-North American countries nor do they cover products manufactured in non-North American countries shipping to North America. For those terms of sale, please contact Haworth's Global Trade and Compliance Department at 616.393.3000 or through Haworth.com.

A. Ordering Information

Haworth sells its products on the terms set forth in these standard Terms of Sale:

ORDERS MUST BE SUBMITTED IN WRITING OR ELECTRONICALLY (Lynx) AS REPRESENTED BY A VALID PURCHASE ORDER, WHICH INCLUDES PRODUCT TOTAL.

An order is not binding upon Haworth until Haworth issues an order acknowledgment to the customer (the "Customer"), which will include price information and an anticipated shipping date.

1. Order Changes/Cancellations

For Specials, Customer's Own Material (C.O.M.), finish matches, custom colors, custom products, Master lock and key orders, and RUSH orders, no changes or cancellations are allowed 24 hours after order placement. Standard lock orders (key schedules) cannot be changed if they fall within 2 weeks of the acknowledged ship date. All other products require approval for changes or cancellations. A change/cancellation fee may apply. Contact Order Services for applicable charges.

Ship-to addresses changed within five (5) business days of shipment will incur fees to cover administrative costs due to re-labeling of product and/or reconsignment fees with the carrier.

Order cancellations are complete annulments of orders. Order changes are the deletion of line items or a change in size, color, quantity, ship-to address, or scope of work. There is no penalty for additions; however, any change may cause the order or the line items affected to be rescheduled. Order changes involving additional product and services which increase the value must be accompanied by an amended Purchase Order or other document as agreed.

ALL CHANGES MUST BE IN WRITING, REGARDLESS OF THE (DOLLAR) VALUE. CHANGES ARE NOT BINDING UPON HAWORTH UNTIL HAWORTH ISSUES AN ACKNOWLEDGMENT OF THE CHANGE.

2. C.O.M. (Customer's Own Material)

A Customer who requests a fabric, surface or finish material (C.O.M.) not in Haworth's standard finish offering must first confirm

approval of or request new approval for the C.O.M.

Haworth will determine feasibility of the material for manufacturability. For a description of the procedure to submit C.O.M. samples, contact Haworth's Order Services department. For testing information, see the C.O.M. section of the catalog, or call Haworth Order Services.

If Haworth agrees to use the C.O.M., (1) Haworth shall have no responsibility for the condition, quality, value, performance, physical properties, or any other aspect of the C.O.M.; and (2) Haworth shall have no liability for any damages, injuries, or losses to the Customer or to any third party that shall be caused by any C.O.M., and the Customer shall hold Haworth harmless for all such liability.

3. Valid/Complete Purchase Order

The following information is required in order to process an order with Haworth:

a. Customer Information

- i. **Sold To:** Legal name, complete address (if Haworth is to bill the end user, provide end user Purchase Order made out to Haworth, Inc., Haworth, Ltd.) and phone and fax number.
- ii. **Ship To:** Legal name and address.
- iii. **Purchase Order Number:** From the party Haworth will be billing.
- iv. **Authorized Signature:** All Purchase Orders must be signed by a duly authorized representative if a signature line is present. Electronically transmitted Purchase Orders will be accepted without a signature if dealer billed and the dealer has an electronic purchase payment agreement on file.
- v. **Contact Name and Phone Number:** Person Haworth should contact with any questions regarding the order.
- vi. **Shipping Contact:** Name and phone number of person to be contacted regarding shipping and delivery matters.
- vii. **Tagging Instructions:** This information will appear on all documentation received from Haworth including: cartons, acknowledgments, and invoices. Normally 1 tag is allowed per \$8,000.
- viii. **Price Agreement or National Sales Agreement Number**
- ix. **Product Total:** Net dollars.
- x. **Installation, Design, Project Management, and/or Service Fees**

b. Product Information

- i. **Quantity**
- ii. **Product Numbers**
- iii. **Colors**
- iv. **Specials:** Specify Inquiry and line number for new special products.

- v. **Customer's Own Material:** Order entry code, manufacturer, pattern, color, and who is ordering the C.O.M. fabric (Haworth, dealer or the Customer).
- vi. **Approval Drawings:** An authorized signature by a duly authorized representative is required for shop drawings when applicable.
- vii. A deposit may be required for custom materials.

c. Order Confirmation

All orders will be acknowledged.

B. Pricing Policies

1. Terms of Payment

Terms of payment and credit limits will be established based on financial information. Standard payment terms on open credit are net thirty (30) days from invoice date. Advance payments or other payment security may be required by Haworth. The account balance must be at or below the credit limit and current at all times (no past-due balances). Haworth reserves the right to delay or cancel any shipment to a Customer whose Haworth account balance is over the credit limit and/or past due. For walls and floors a deposit will be required.

2. Terms of Credit

Customer hereby authorizes Haworth to obtain such credit reports, financial information or other information as Haworth may request, including, without limitation, credit information from any financial institutions or others having a business relationship with the Customer. Customer hereby authorizes any credit references to answer Haworth's inquiries and provide such credit information and documentation as Haworth may request.

The Customer hereby releases and holds Haworth harmless for any inconvenience whatsoever, caused by any temporary or permanent withdrawal or restriction of credit privileges hereunder, or the enforcement of any of the provisions contained in this paragraph.

3. Past-Due Charges

Past-due balances will be increased by a maximum of 1.5% per month, or 18% annually, without forfeit of Haworth's right to immediate payment.

4. Applicable Prices

Prices and discounts are subject to change without notice or approval. In the event of an adjustment to pricing, National Sales Agreement (NSA) Customers will be notified in advance according to the terms of the NSA.

Applicable prices are those in effect at the time of the RECEIPT of an order; Haworth reserves the right to use the published pricing effective at the time of shipment, if the requested shipping date is more than 120 days after the order receipt date.

North American Terms of Sale

The price of any product sold to Customer by Haworth will be based upon the price for the products as follows:

Destination	Price List ("Catalog")
U.S.A.	U.S.A.
Canada	Canadian
Mexico	U.S.A.

5. C.O.M. (Customer's Own Material) Charges

Refer to appropriate Customer's Own Material (C.O.M.) form for applicable surface material charges.

6. Taxes

a. U.S.A.: Haworth prices do not include any sales, use or similar taxes. The Customer is responsible to remit directly to Haworth all such taxes when invoiced.

b. Canada: Prices listed in the Canadian catalogs include applicable customs duty. Prices do not include the Federal Goods and Services Tax or any provincial or other sales taxes. Any federal, provincial or other taxes or assessments based upon the sale or shipment of products or services sold applicable to the Customer at present or later imposed by federal, provincial or municipal agencies, shall be added and paid by the Customer.

c. Mexico: Prices listed in the U.S.A. catalogs do not include customs duty, value added or any other tax with respect to the sale, use, ownership, or value of any product or service provided by Haworth. Customer is responsible for all such taxes.

NOTE: For all countries a valid sales tax exemption certificate must be approved by and on file with Haworth prior to product shipment. Otherwise, sales tax will be due and payable to Haworth when such tax is invoiced to Customer.

7. Services

If, as a result of Customer request, the Haworth dealer or Haworth subsidiary provides planning/design services, storage, project management, special handling, set-up, installation and/or other services, the Customer will be charged at the local Haworth dealer/subsidiary's prevailing rates.

8. Termination by Haworth

Haworth may immediately terminate an order upon written notice in the event bankruptcy or insolvency proceedings are instituted by or against the Customer, or the Customer is adjudicated as bankrupt, becomes insolvent, makes an assignment for the benefit of creditors, or proposes or makes any arrangements for the liquidation of its debts, or a receiver or receiver and manager is appointed with respect to all or any part of the assets of the Customer.

C. Shipping and Delivery

Haworth will have the right to determine the method of shipment and routing of product.

This section does not apply to Haworth's TecCrete or TecFlor products. TecCrete and TecFlor are sold freight collect.

If, for any reason, a delivery has to be made to an intermediate location (i.e. a location other than the "Ship To" location noted on the order or ultimate end user location), all handling and re-delivery costs incurred would be at the Customer's expense.

1. U.S.A. - Contiguous

All deliveries will be CPT (Carriage Paid To) (ICC Incoterms 2010) Haworth's manufacturing facilities or distribution centers. Freight charges will be prepaid by Haworth on all orders to locations within the continental United States. Customer bears all risk of loss or damage to the goods when they are placed on Haworth's means of transport.

2. U.S.A. - Non-contiguous (Alaska, Hawaii and Puerto Rico)

All deliveries will be CIF (Cost, Insurance and Freight) (ICC Incoterms 2010). Haworth's catalog prices include ocean freight and insurance to the port of the final destination. Haworth has the right to determine the carrier, method of shipment and routing. Haworth will contract with the insurer and provide minimal insurance coverage (CIF @ 110%) made payable to the Customer. Customer is responsible to obtain greater insurance if so desired.

Customer bears all risk of loss or damage to the goods when the goods are effectively at the disposal of the Customer on board the vessel at the named port of destination. Proof of delivery is a clean on board bill of lading. Customer will be responsible for all on-carriage from the receiving port to the final destination.

3. Canada

All deliveries will be DDP (Delivered Duty Paid) (ICC Incoterms 2010). Haworth's catalog prices include delivery to Customer's named place, not unloaded from any arriving means of transport. Customer bears all risk of loss or damage to the goods when they are delivered to the Customer's named facility not unloaded. Haworth will assume responsibility to file all freight claims with the carrier for any loss/damage which may occur while product is in transit, and will promptly repair or replace any damaged or lost product. Haworth requires the Customer to report all freight damage and/or loss to both the carrier and to Haworth.

NOTE: Under all shipping terms (U.S.A. and Canada), any additional expense resulting from Customer's request for expedited transportation, special services, packaging, handling, routing, and/or shipping method will be billed to Customer.

4. Mexico

All deliveries will be DAP (Delivered to Place) (ICC Incoterms 2010). Haworth's catalog prices include freight charges for normal surface transportation to a United States point of exportation within the 48 contiguous states. Haworth has the right to determine the carrier, method of shipment and routing.

Customer bears all risk of loss or damage to the goods when the goods are delivered to the named United States point of exportation. Haworth will provide customs clearance facilitation and arrangement of local delivery through an Authorized Dealer in Mexico, on a separately negotiated basis. Otherwise the Customer will be responsible for all customs clearance formalities and on-carriage from the United States point of exportation to the final destination in Mexico.

5. Ship Dates and Delay

If Haworth cannot ship products as scheduled due to causes beyond its reasonable control (such as casualty, labor disputes, or accident; inability to obtain necessary labor, material or transportation; or changes requested by the Customer), the ship date will be extended to compensate for the delay as determined by Haworth.

6. Delivery Shortages and Damage

Product shortages and damage must be noted on delivery receipts at the time of delivery and reported to the carrier for correction.

Claims against Haworth for shortages, errors, or damage must be made within three (3) days of the date of delivery or the Customer waives the right to make such a claim. Signed Bill of Ladings or Delivery Receipt must be sent in with claims.

7. Storage

Haworth may transfer product to storage at the Customer's risk and expense if the Customer is unable or unwilling to take delivery of product as originally scheduled. Upon such transfer to storage, the Customer assumes risk of loss. Haworth will invoice the Customer for storage fees and the Customer will make payments in accordance with Haworth's standard payment terms.

North American Terms of Sale

D. General Terms

1. Governing Law

For products purchased for delivery in the U.S. pursuant hereto, this Agreement shall be governed by and construed according to the laws of the State of Michigan. Where Products are purchased for delivery in Canada pursuant hereto, this Agreement shall be governed by and construed according to the laws of the Province of Alberta. In either case, the parties attorn to the exclusive jurisdiction of the courts of Michigan and Alberta, respectively for the purpose of hearing any disputes arising under this Agreement or with respect to any Products sold pursuant hereto, and agree that the provisions of the United Nations Convention on Contracts for the International Sale of Goods and any other provision or law which would have the effect of applying the laws of any jurisdiction other than Michigan or Alberta, as the case may be, shall be excluded.

2. Force Majeure

In the event that the performance of Customer or Haworth or its participating dealer assignee(s) would be prevented, restricted, interfered with or rendered commercially impracticable by reason of Force Majeure, then upon the giving of notice to the other parties, the party affected by the Force Majeure shall be excused from performing hereunder until the Force Majeure no longer prevents, restricts, interferes with, or renders such performance commercially impracticable.

"Force Majeure" shall mean: fire, explosion, breakdown of plant, epidemic, hailstorm, snow/ice storms en route, hurricane, tornado, cyclone, flood or power failure; war, revolution, civil or military disturbances, acts of public enemies, acts of terrorism, blockade or embargo; any law, order, proclamation, regulation, ordinance, demand or requirement of any applicable governmental authority or any subdivision, authority, or representative of any such government; labor difficulties, including without limitation, strikes, slowdowns, picketing or boycotts; or difficulties beyond Haworth's reasonable control in obtaining necessary raw materials, labor, fuels and electric power, components or facilities, and any other circumstances beyond the control of the party affected.

3. Delays by Customer

Where Haworth has not received adequate site dimensions, Product specifications, shipping information, installation particulars or other information required by Haworth to permit the efficient manufacture of any Products, or where site conditions are not in accordance with the Installation Requirements set forth, or are not otherwise suitable to permit effective and efficient installation, the manufacture and/or delivery of Products may be delayed, and such event shall constitute a delay by the Customer. When manufacture, delivery or installation is delayed by the Customer or at the Customer's

request: (i) Haworth may, at its option, present the invoice for the full price of the Products to the Customer as then due and payable; (ii) the Customer shall pay to Haworth all reasonable storage, handling and other reasonable incidental expenses incurred by Haworth in connection with such delay; and (iii) the Customer shall bear all risk of loss or damage to the Products being held by Haworth for the Customer.

4. Use and Installation of Products

Haworth recommends that its products be installed by certified, qualified and approved installers according to Haworth's written installation procedures. The Customer agrees to use Haworth products properly; not to remove or alter safety devices, warnings, or operation instructions placed on products by Haworth, and to instruct employees as to the proper care and use of the products according to printed instructions.

5. Warranty

Haworth's standard North American Lifetime Warranty will apply as appropriate. All product line warranty specifics are available in each catalog or upon request.

E. Services

Service requests for design, installation, relocation, storage, etc. are handled by the local Haworth dealer on a separately negotiated basis. Contact the local Haworth dealer, affiliate or area sales office for more details.

Scope of Work - Design

Customer acknowledges that the Products to be manufactured or procured by Haworth in connection with the order are or may be custom manufactured for the Customer and that Haworth may be required to perform extensive work in relation to the design and specification of such Products. Where Customer requests that Haworth create as-built drawings or make more than two material revisions to any particular Product design or specification, Customer agrees that Haworth shall be entitled to invoice Customer with respect to such additional work on the basis of Haworth's then prevailing rates for related design and specification services.

Installation Requirements

Where installation services are to be provided by Haworth, its Authorized Dealer or subcontractor, a document will be provided setting forth the scope of installation work to be performed (the "Scope of Work") and the price to be charged therefore. Unless otherwise specified in the scope of work, Haworth's installation services are limited to products sold by Haworth with the exception of lighting, under floor electrical and data.

General Conditions

(a) Sufficient time shall be allocated by the Customer following delivery of Products and prior to Customer's occupation of the premises to allow the installation of all Products during conventional working hours, Monday through Friday, 7:30 a.m. to 4:30 p.m. Where sufficient time is not allocated and Haworth is required or requested to perform installation work outside of such times, overtime charges shall be charged at Haworth's then prevailing rates. (b) Haworth shall be given free and exclusive access to; (i) a loading dock within 150' of the freight elevator or hoist, which loading dock shall be of sufficient size to enable full-size tractor-trailer deliveries to the premises (where required by Haworth); (ii) a freight elevator or hoist of sufficient size and capacity to allow the efficient movement of the Products; (iii) an unobstructed and safe pathway to the area where Products are to be stored or staged; (iv) a secure storage / staging area; (v) convenient trash facilities; (vi) adequate lighting; (vii) a work site that complies with applicable health and safety legislation. Where such areas and facilities are not available, Haworth shall be entitled to bill Customer for all amounts incurred by Haworth for double-handling, product movement, lifting, hoisting, trash removal and any other resulting charges. (c) The installation site shall be free and clear of existing furniture, debris, or other obstructions (including construction in progress) and shall otherwise be in the reasonable opinion of Haworth ready for installation of the Products. Any building where Products are to be installed shall be fully closed in, dry and protected from the natural elements, with temperatures between 40°F and 90°F (4°C and 32°C) and relative humidity not to exceed 70% at all times including receipt of products, during and after installation and shall be adequately heated and/or air-conditioned. Where unusual site conditions exist which impede or prevent the normal installation of any Products, applicable extra charges shall apply at prevailing rates. (d) Haworth's installation pricing is based upon the installation occurring as one continuous delivery and installation project. Phased installation pricing shall be provided by Haworth on a case by case basis. (e) Electrical hardwiring, plumbing and mechanical work is not included and shall be the responsibility of the Customer. (f) Except as may be otherwise specifically indicated, installation pricing does not apply to projects where union labor is required. Where Haworth has provided installation pricing on the basis that non-union labor be utilized, and where Haworth is required to use union labor or it otherwise becomes impractical to use non-union labor, or where Haworth is required by law to use prevailing wages, Haworth shall be entitled to charge the Customer for any cost differential between the anticipated cost of non-union labor and the actual cost of utilizing union or prevailing wage labor. (g) Haworth shall not be responsible for obtaining permits.

North American Terms of Sale

Project / Site Conditions

Lateral load bracing is not included in the scope of Haworth's work and shall not be performed by Haworth. In areas where Nexus™ or TecCrete flooring Products are to be installed by Haworth overhead construction must be completed prior to the commencement of such work to avoid damage to the panels and finishes. The existing subfloor must be smooth, mopped clean, free of moisture, dust, dirt and debris. Once installed, the access floor must be maintained in the same manner. The subfloor must have a maximum vertical elevation deviation of 0.375" (10mm) over a horizontal span of 10'-0" (3m), and without discontinuities in floor slope. For greater certainty, the scope of Haworth's installation work in such areas shall not be deemed to include any work required to level such subfloor, remove protrusions, remove pre-existing floor coverings or adhesives, or any other work which is required to remedy any conditions which may impede the efficient installation of Nexus™ flooring. Except as may be otherwise specifically indicated in the order, installation pricing for Nexus™ flooring Products and the Scope of Work in relation thereto shall not include any work required to remove and replace floor panels following their initial installation to provide tradespersons or others with access to the underpanel cable management cavity. In areas where movable walls are to be installed, all flooring (including carpeting) and ceiling components (including dropped ceiling grid components) shall be fully complete and ready for the installation of the movable wall products. Further, the existing floor (or other surface on which the movable wall panels are to be installed) shall have a maximum vertical deviation of 1.25" (30mm) and the dropped ceiling grid shall have a maximum vertical deviation of 0.375" (10mm) from the specifications to which such movable wall panels were designed and manufactured (collectively the "Permitted Tolerances"), and shall otherwise comply with any site condition assumptions made known to Haworth prior to the manufacture of such Products (the "Site Assumptions"). Where the Permitted Tolerances or Site Assumptions are not strictly adhered to or met, additional charges may be incurred in connection with site remediation and/or the modification or remanufacture of affected movable wall products, together with all resulting shipping and labor charges at Haworth's then prevailing rates for such Products and services.

Installation Change Orders

Where Customer requests work to be performed or materials to be provided which are not contemplated in the Scope of Work, or Customer otherwise requests Products or services not contemplated in the order (collectively "Extras"), prior to providing such Extras Haworth reserves the right to require the Customer to provide and sign a written Purchase Order or Change Order acceptable to Haworth describing the Extras and the amounts

to be charged therefore, and the Customer agrees to pay such charges.

Entire Agreement

The order and this Agreement (including applicable Schedules) constitute the sole agreement between the parties and supercede any prior understanding or written or oral agreements between the parties (excluding National Sales Agreements). No waiver of any of the provisions of these Standard Terms and Conditions shall be binding on Haworth unless expressly agreed in writing.

Revision Date: July 1, 2011

Index

Products are listed alphabetically in this index by alpha-numeric prefix/suffix codes.

Product Code	Product Description	Page
45CC-F	450 Series Folding Tables – Rectangle with “C” Base	364
45CC-H	450 Series Training Tables – Folding Table with Removable Modesty Panel and “C” Base	367
45CC-S	450 Series Stationary Tables – Rectangle with “C” Base	361
45CC-T	450 Series Training Tables – Stationary Table with Attached Modesty Panel and “C” Base	366
45TC-F	450 Series Folding Tables – Rectangle with “T” Base	364
45TC-H	450 Series Training Tables – Folding Table with Removable Modesty Panel and “T” Base	367
45TC-P	450 Series Flip-Top Tables – Rectangle with “T” Base	363
45TC-S	450 Series Stationary Tables – Rectangle with “T” Base	362
45TC-T	450 Series Training Tables – Stationary Table with Attached Modesty Panel and “T” Base	366
45XQ-P	450 Series Flip-Top Tables – Square with “X” Base	363
45XQ-S	450 Series Stationary Tables – Square with “X” Base	361
45XR-P	450 Series Flip-Top Tables – Round with “X” Base	363
45XR-S	450 Series Stationary Tables – Round with “X” Base	361
4T0V	Tactics C-leg Tables – Connecting Tops and Bridge – Pie/Bridge Shaped	341
4T0V	Tactics T-leg Tables – Connecting Tops – Pie-Shaped	335
4TAK-MNT	450 Series Table Accessories – Assembly Mounting Pack	369
4TCC	Tactics C-leg Tables – Folding – Rectangle	340
4TCC	Tactics C-leg Tables – Non-folding – Rectangle	339
4TEB-1	Tactics 3-Circuit – Electrical Components – Base Feed Module Hardwire Connection	345
4TEB-1-2	Tactics 4-Circuit (2+2 and 3+1) – Electrical Components – Base Feed Module Hardwire Connection	349
4TEB-1-4	Tactics 4-Circuit (2+2 and 3+1) – Electrical Components – Base Feed Module Hardwire Connection	349
4TEB-15	Tactics 3-Circuit – Electrical Components – Single Circuit Base Feed – Receptacle Connection – 3-Circuit	346
4TEB-15-2	Tactics 4-Circuit (2+2 and 3+1) – Electrical Components – Single Circuit Base Feed – Receptacle Connection – 4-Circuit (2+2 and 3+1)	350
4TEB-15-4	Tactics 4-Circuit (2+2 and 3+1) – Electrical Components – Single Circuit Base Feed – Receptacle Connection – 4-Circuit (2+2 and 3+1)	350
4TEB-2	Tactics 3-Circuit – Electrical Components – Base Feed Module – Concealed Hardwire Connection	345
4TEB-2-2	Tactics 4-Circuit (2+2 and 3+1) – Electrical Components – Base Feed Module – Concealed Hardwire Connection	349
4TEB-2-4	Tactics 4-Circuit (2+2 and 3+1) – Electrical Components – Base Feed Module – Concealed Hardwire Connection	349
4TEB-20	Tactics 3-Circuit – Electrical Components – Single Circuit Base Feed – Receptacle Connection with Power Cord – 3-Circuit	349
4TEB-20-2	Tactics 4-Circuit (2+2 and 3+1) – Electrical Components – Single Circuit Base Feed – Receptacle Connection with Power Cord – 4-Circuit (2+2 and 3+1)	349
4TEB-20-4	Tactics 4-Circuit (2+2 and 3+1) – Electrical Components – Single Circuit Base Feed – Receptacle Connection with Power Cord – 4-Circuit (2+2 and 3+1)	349
4TJC	Tactics – Electrical Accessories – J-Channel	355
4TLC	Tactics Four-Legged Conference Tables – Rectangle	343
4TLH	Tactics Four-Legged Conference Tables – Half-Moon Docker	344
4TLT	Tactics Four-Legged Conference Tables – Racetrack	343
4TLU	Tactics Four-Legged Conference Tables – Conference Round	344
4TMD-N	Tactics – Electrical Accessories – Modesty Panel	355
4TMD-P	Tactics – Electrical Accessories – Modesty Panel/Power and Cable Management	355
4TPC	Tactics 3-Circuit – Electrical Components – Table-to-Table Power Connector – 3-Circuit	347
4TPC	Tactics 4-Circuit (2+2 and 3+1) – Electrical Components – Table-to-Table Power Connector – 4-Circuit (2+2 and 3+1)	351
4TPD	Tactics 3-Circuit – Electrical Components – Power Distribution Assembly – 3-Circuit	347
4TPD	Tactics 4-Circuit (2+2 and 3+1) – Electrical Components – Power Distribution Assembly – 4-Circuit (2+2 and 3+1)	351
4TRG-1500	Tactics 4-Circuit (2+2 and 3+1) – Electrical Accessories – Triplex Receptacles – 15 Amp – 4-Circuit (2+2 and 3+1)	352
4TRG-3	Tactics 3-Circuit – Electrical Accessories – Triplex Receptacles – 15 Amp – 3-Circuit	348
4TTC	Tactics T-leg Tables – Folding – Rectangle	336
4TTC	Tactics T-leg Tables – Non-folding – Rectangle	332
4TTH	Tactics T-leg Tables – Non-folding – Half-Moon Docker	333
4TTN	Tactics T-leg Tables – Non-folding – Crescent	334

Index

<u>Product Code</u>	<u>Product Description</u>	<u>Page</u>
4TTT	Tactics T-leg Tables — Folding — Racetrack	338
4TTT	Tactics T-leg Tables — Non-folding — Racetrack	333
4TTZ	Tactics T-leg Tables — Non-folding — Trapezoid	334
4TWP-2	Tactics — Electrical Accessories — Table Dome	354
4TWP-4	Tactics — Electrical Accessories — Table Dome	354
4TXQ	Tactics X-Base Tables — Square	342
4TXR	Tactics X-Base Tables — Round	342
4TXU	Tactics X-Base Tables — Conference Round	342
5818-1816	Galerie Collection Occasional Tables — 5800 Series Tables	523
5818-1822	Galerie Collection Occasional Tables — 5800 Series Tables	523
5826-2616	Galerie Collection Occasional Tables — 5800 Series Tables	523
5826-2622	Galerie Collection Occasional Tables — 5800 Series Tables	523
5918-1816	Galerie Collection Occasional Tables — 5900 Series Tables	524
5918-1822	Galerie Collection Occasional Tables — 5900 Series Tables	524
5926-2616	Galerie Collection Occasional Tables — 5900 Series Tables	524
5926-2622	Galerie Collection Occasional Tables — 5900 Series Tables	524
7031-7001	Planes Information Display — Boards and Accessories — Markerboard Accessories	273
7031-7002	Planes Information Display — Boards and Accessories — Markerboard Accessories	273
7062-8001	Planes Information Display — Boards and Accessories — Markerboard Accessories	273
BBCR-C	Orlando LS Tables — Round Table	464
BBCR-G	Orlando LS Tables — Round Table	464
BBD-G	if Desktop Screens — Frosted Desktop Screen	417
BBD-T	if Desktop Screens — Fabric Tackable Desktop Screen	417
BBF-AC	if Freestanding Mobile Screens — Frosted Insert	416
BBF-MB	if Freestanding Mobile Screens — Markerboard / Perforated Metal Insert	415
BBF-MC	if Freestanding Mobile Screens — Markerboard / Frosted Insert	415
BBF-PB	if Freestanding Mobile Screens — Perforated Metal Insert	416
BBM	if Modesty Screen — C-Leg Base Modesty Screen	418
BCFF-LV4GA	if Collaborative Tables — Conference End — Straight Leg Base with Glides	423
BCFF-LV4GC	if Collaborative Tables — Conference End — Straight Leg Base with Glides	423
BCFF-LV4GN	if Collaborative Tables — Conference End — Straight Leg Base with Glides	423
BCFF-LV4MA	if Collaborative Tables — Conference End — Straight Leg Base with Casters	424
BCFF-LV4MC	if Collaborative Tables — Conference End — Straight Leg Base with Casters	424
BCFF-LV4MN	if Collaborative Tables — Conference End — Straight Leg Base with Casters	424
BCFF-LVTGA	if Collaborative Tables — Conference End — T-Leg Table with Glides	425
BCFF-LVTGC	if Collaborative Tables — Conference End — T-Leg Table with Glides	425
BCFF-LVTGN	if Collaborative Tables — Conference End — T-Leg Table with Glides	425
BCFF-WB4GA	if Collaborative Tables — Conference End — Straight Leg Base with Glides	423
BCFF-WB4GC	if Collaborative Tables — Conference End — Straight Leg Base with Glides	423
BCFF-WB4GN	if Collaborative Tables — Conference End — Straight Leg Base with Glides	423
BCFF-WB4MA	if Collaborative Tables — Conference End — Straight Leg Base with Casters	424
BCFF-WB4MC	if Collaborative Tables — Conference End — Straight Leg Base with Casters	424
BCFF-WB4MN	if Collaborative Tables — Conference End — Straight Leg Base with Casters	424
BCFF-WBTGA	if Collaborative Tables — Conference End — T-Leg Table with Glides	425
BCFF-WBTGC	if Collaborative Tables — Conference End — T-Leg Table with Glides	425
BCFF-WBTGN	if Collaborative Tables — Conference End — T-Leg Table with Glides	425
BCG-2	if Collaborative Tables — Ganging Kit	429
BCM-F	if Collaborative Tables — Modesty Kit	429
BCRF-LV4GA	if Collaborative Tables — Rectangular — Straight Leg Table with Glides	419
BCRF-LV4GB	if Collaborative Tables — Rectangular — Straight Leg Table with Glides	419
BCRF-LV4GN	if Collaborative Tables — Rectangular — Straight Leg Table with Glides	419
BCRF-LV4MA	if Collaborative Tables — Rectangular — Straight Leg Table with Casters	420
BCRF-LV4MB	if Collaborative Tables — Rectangular — Straight Leg Table with Casters —	420

Index

<u>Product Code</u>	<u>Product Description</u>	<u>Page</u>
BCRF-LV4MN	if Collaborative Tables – Rectangular – Straight Leg Table with Casters –	420
BCRF-LV6GC	if Collaborative Tables – Rectangular – Straight Leg Table with Glides	419
BCRF-LV6GD	if Collaborative Tables – Rectangular – Straight Leg Table with Glides	419
BCRF-LV6MD	if Collaborative Tables – Rectangular – Straight Leg Table with Casters	420
BCRF-LVMC	if Collaborative Tables – Rectangular – Straight Leg Table with Casters	420
BCRF-LVTGA	if Collaborative Tables – Rectangular – T-Leg Table with Glides	421
BCRF-LVTGB	if Collaborative Tables – Rectangular – T-Leg Table with Glides	421
BCRF-LVTGC	if Collaborative Tables – Rectangular – T-Leg Table with Glides	421
BCRF-LVTGD	if Collaborative Tables – Rectangular – T-Leg Table with Glides	421
BCRF-LVTGN	if Collaborative Tables – Rectangular – T-Leg Table with Glides	421
BCRF-WB4GA	if Collaborative Tables – Rectangular – Straight Leg Table with Glides	419
BCRF-WB4GB	if Collaborative Tables – Rectangular – Straight Leg Table with Glides	419
BCRF-WB4GN	if Collaborative Tables – Rectangular – Straight Leg Table with Glides	419
BCRF-WB4MA	if Collaborative Tables – Rectangular – Straight Leg Table with Casters	420
BCRF-WB4MB	if Collaborative Tables – Rectangular – Straight Leg Table with Casters	420
BCRF-WB4MN	if Collaborative Tables – Rectangular – Straight Leg Table with Casters	420
BCRF-WB6GC	if Collaborative Tables – Rectangular – Straight Leg Table with Glides	419
BCRF-WB6GD	if Collaborative Tables – Rectangular – Straight Leg Table with Glides	419
BCRF-WB6MD	if Collaborative Tables – Rectangular – Straight Leg Table with Casters	420
BCRF-WBMC	if Collaborative Tables – Rectangular – Straight Leg Table with Casters	420
BCRF-WBTGA	if Collaborative Tables – Rectangular – T-Leg Table with Glides	421
BCRF-WBTGB	if Collaborative Tables – Rectangular – T-Leg Table with Glides	421
BCRF-WBTGC	if Collaborative Tables – Rectangular – T-Leg Table with Glides	421
BCRF-WBTGD	if Collaborative Tables – Rectangular – T-Leg Table with Glides	421
BCRF-WBTGN	if Collaborative Tables – Rectangular – T-Leg Table with Glides	421
BSCF-LVXGN	if Collaborative Tables – X-Base Table with Glides No Power	422
BSCF-WBXGN	if Collaborative Tables – X-Base Table with Glides No Power	422
BCVF-LV4GA	if Collaborative Tables – Video Conference End – Straight Leg Base with Glides	426
BCVF-LV4GC	if Collaborative Tables – Video Conference End – Straight Leg Base with Glides	426
BCVF-LV4GN	if Collaborative Tables – Video Conference End – Straight Leg Base with Glides	426
BCVF-LV4MA	if Collaborative Tables – Video Conference End – Straight Leg Base with Casters	427
BCVF-LV4MC	if Collaborative Tables – Video Conference End – Straight Leg Base with Casters	427
BCVF-LV4MN	if Collaborative Tables – Video Conference End – Straight Leg Base with Casters	427
BCVF-LVTGA	if Collaborative Tables – Video Conference End – T-Leg Table with Glides	428
BCVF-LVTGC	if Collaborative Tables – Video Conference End – T-Leg Table with Glides	428
BCVF-LVTGN	if Collaborative Tables – Video Conference End – T-Leg Table with Glides	428
BCVF-WB4GA	if Collaborative Tables – Video Conference End – Straight Leg Base with Glides	426
BCVF-WB4GC	if Collaborative Tables – Video Conference End – Straight Leg Base with Glides	426
BCVF-WB4GN	if Collaborative Tables – Video Conference End – Straight Leg Base with Glides	426
BCVF-WB4MA	if Collaborative Tables – Video Conference End – Straight Leg Base with Casters	427
BCVF-WB4MC	if Collaborative Tables – Video Conference End – Straight Leg Base with Casters	427
BCVF-WB4MN	if Collaborative Tables – Video Conference End – Straight Leg Base with Casters	427
BCVF-WBTGA	if Collaborative Tables – Video Conference End – T-Leg Table with Glides	428
BCVF-WBTGC	if Collaborative Tables – Video Conference End – T-Leg Table with Glides	428
BCVF-WBTGN	if Collaborative Tables – Video Conference End – T-Leg Table with Glides	428
BTBF-LVC	if Freestanding Worktops – Curved Wrap-Around Extended – C-Leg Base – Straight Leg	408
BTCF-LVC	if Freestanding Worktops – Curved Wrap-Around Corner – C-Leg Base	404
BTCF-WWC	if Freestanding Worktops – Curved Wrap-Around Corner – C-Leg Base	404
BTDF-LV4G	if Bend Top Tables – Four Straight Legs with Glides	414
BTDF-LV4M	if Bend Top Tables – Four Straight Legs with Casters	414
BTFE-LV4G	if Freestanding Worktops – Conference End – with Glides – Four Straight Legs – <i>For use with UniGroup Too</i>	410
BTFE-LV4G	if Freestanding Worktops – Conference End – with Casters or Glides – Four Straight Legs – <i>Freestanding Application</i>	409
BTFE-LV4M	if Freestanding Worktops – Conference End – with Casters or Glides – Four Straight Legs – <i>Freestanding Application</i>	409

Index

<u>Product Code</u>	<u>Product Description</u>	<u>Page</u>
BTFF-WW4G	if Freestanding Worktops – Conference End — with Glides – Four Straight Legs – <i>For use with UniGroup Too</i>	410
BTFF-WW4G	if Freestanding Worktops – Conference End — with Casters or Glides – Four Straight Legs – <i>Freestanding Application</i>	409
BTFF-WW4M	if Freestanding Worktops – Conference End — with Casters or Glides – Four Straight Legs – <i>Freestanding Application</i>	409
BTGF-6036-LV4G	if Egg Tables – Four Straight Legs with Glides	412
BTGF-6036-LV4M	if Egg Tables – Four Straight Legs with Casters	412
BTIF-LVC	if Freestanding Worktops – Inverse Swell – C-Leg Base	401
BTJF-LV4G	if Round Tables – Four Straight Legs with Glides	413
BTJF-WW4G	if Round Tables – Four Straight Legs with Glides	413
BTKF-LVC	if Freestanding Worktops – Curved 120° – C-Leg Base	406
BTRF-LVC	if Freestanding Worktops – Rectangular – C-Leg Base	398
BTRF-LVF	if Freestanding Worktops – Rectangular – C-Leg Base – Two Flush Mount Plates	399
BTRF-WWC	if Freestanding Worktops – Rectangular – C-Leg Base	398
BTRF-WWF	if Freestanding Worktops – Rectangular – C-Leg Base – Two Flush Mount Plates	399
BTSF-LVC	if Freestanding Worktops – Swell – C-Leg Base	400
BTTF-LVC	if Freestanding Worktops – Transition – C-Leg Base	402
BTTF-LVF	if Freestanding Worktops – Transition – C-Leg Base – Two Flush Mount Plates	403
BTWF-LVC	if Freestanding Worktops – Conference End Swell – C-Leg Base	405
BTWF-WWC	if Freestanding Worktops – Conference End Swell – C-Leg Base	405
BTXF-LVC	if Freestanding Worktops – Wrap-Around “Q” – C-Leg Base – Straight Leg	407
BWF-LV	if Freestanding Worktops – Conference End – with Glides Straight Leg – <i>For use with Fixed Height Worktops</i>	411
BWF-WW	if Freestanding Worktops – Conference End – with Glides Straight Leg – <i>For use with Fixed Height Worktops</i>	411
CPVC-1	Accessories – Wire Manager — Vertical	517, 538
EAE1-A331	Planes Training Tables Quick Connect Power — Flip Top Unit Accessories – Flip Top Units	161
EAEB	Planes Training Tables 2-Circuit — Power Feeds – Hardwire Modular Base Feed — 2-Circuit	162
EAEB	Planes Training Tables Quick Connect Power — Flip Top Unit Accessories – Starter Box	160
EAEB-2024-2C	Planes Training Tables 2-Circuit — Power Feeds – Single Circuit Corded Base Feed — for use with 2-Circuit, 20 Amp	162
EAED-0000-22	Planes Training Tables 2-Circuit — Modular Power Components – Receptacle Block Connector	166
EAED-0000-24	Planes Training Tables 2-Circuit — Modular Power Components – Four-Port Splitter	166
EAEJ	Planes Training Tables 2-Circuit — Modular Power Pass-Through – Tables Pass-Through Connector — 2-Circuit	163
EAEJ-1	Planes Training Tables Quick Connect Power — Flip Top Unit Accessories – Table Pass-Through Connector	160
EAEM	Planes Training Tables 2-Circuit — Modular Power Kits – Modular Power Kits — 2-Circuit	164
EAER	Planes Training Tables 2-Circuit — Modular Power Components – Receptacles — 15 Amp 2-Circuit	166
EAWP-0004-21	Planes Training Tables 2-Circuit — Power Feeds – Wall Feed — 2-Circuit	162
EUAW	450 Series Table Accessories – Wire Manager – Horizontal	369
EUAW	Accessories – Wire Manager — Horizontal	517
EUAW	Planes Accessories – Wire Manager – Horizontal	257
EUAW-3100-NV	450 Series Wire Management/Electrical – Vertical Cable Chain	370
EUB1-0000	Haworth Collection Tables – LTB Lounge Tables — Power – Side Mounted Power Unit	537
EUD1-0000-1311V	Tactics — Electrical Accessories – Enhanced Power Module	354
EUD1-0000-C311V	Tactics — Electrical Accessories – Enhanced Power Module	354
EUE1	Planes Training Tables 2-Circuit — Flip Top Unit – Flip Top Unit	165
EUE1-0000-1331W	Haworth Collection Tables – LTB Lounge Tables — Power – Flip Top Unit	537
EUE1-1331W	450 Series Wire Management/Electrical – Flip Top Unit	370
EUE1-1331W	Electrical Components – Flip Top Unit	430
EUE1-1331W	Planes Electrical Components – Flip Top Unit	256
EUE1-1331W	Tactics — Electrical Accessories – Flip Top Unit	353
EUE1-C331W	450 Series Wire Management/Electrical – Flip Top Unit	370
EUE1-C331W	Electrical Components – Flip Top Unit	430
EUE1-C331W	Planes Electrical Components – Flip Top Unit	256
EUE1-C331W	Tactics — Electrical Accessories – Flip Top Unit	353
EUE2-1331W	450 Series Wire Management/Electrical – Flip Top Unit	370
EUE2-1331W	Accessories – Flip Top Unit	516
EUE2-1331W	Electrical Components – Flip Top Unit	430

Index

<u>Product Code</u>	<u>Product Description</u>	<u>Page</u>
EUE2-1331W	Planes Electrical Components – Flip Top Unit	256
EUE2-1331W	Tactics — Electrical Accessories – Flip Top Unit	353
EUE2-1421W	Accessories – Flip Top Unit	516
EUE2-C331W	450 Series Wire Management/Electrical – Flip Top Unit	370
EUE2-C331W	Accessories – Flip Top Unit	516
EUE2-C331W	Electrical Components – Flip Top Unit	430
EUE2-C331W	Planes Electrical Components – Flip Top Unit	256
EUE2-C331W	Tactics — Electrical Accessories – Flip Top Unit	353
EUE2-C421W	Accessories – Flip Top Unit	516
EUEJ-0064-2WF	Tactics 4-Circuit (2+2 and 3+1) — Electrical Components – Internal Power Base AI Feed — 4-Circuit (2+2 and 3+1)	350
EUEJ-0064-3WF	Tactics 3-Circuit — Electrical Components – Internal Power Base AI Feed — 3-Circuit	346
EUEJ-0064-4WF	Tactics 4-Circuit (2+2 and 3+1) — Electrical Components – Internal Power Base AI Feed — 4-Circuit (2+2 and 3+1)	350
EUG1	Planes Training Tables 2-Circuit — Flip Top Unit – Flip Top Unit — Hatch	165
EUIM	Executive Wood Tables – A5 – Electric Lift Interface Module	483
GAC1	Planes Credenza Base – 29” High – Credenza Base – 29”(737mm) High – Laminate or Wood	267
GAC1	Planes Credenza Bases – 19” High – Credenza Base – 19”(483mm) High – Laminate or Wood	264
GAC2	Planes Credenza Base with Slider Unit — 29” High – Credenza Base – 29”(737mm) High with Slider Unit – Laminate or Wood	265
GAC2	Planes Credenza Base with Slider Unit — 35” High – Credenza Base – 35”(889mm) High with Slider Unit – Laminate or Wood	266
GAC2	Planes Credenza Base with Slider Unit — 39” High – Credenza Base – 39”(991mm) High with Slider Unit – Laminate or Wood	268
GAC2	Planes Credenza Base with Slider Unit — 45” High – Credenza Base – 45”(1143mm) High with Slider Unit – Laminate or Wood	269
GACJ	Planes Credenza Tops – Credenza Top – Laminate or Wood	263
GAKD-1919	Planes Cart – Podium – Cart – Podium – Laminate or Wood	262
GAKE-1919	Planes Carts — Medium Media – Cart – Medium Media – Laminate or Wood	260
GAKF-1919	Planes Carts — Small Media – Cart – Small Media – Laminate or Wood	259
GAKG-1935	Planes Carts – Catering – Cart – Catering – Laminate	261
HTCT-T	UniGroup Tables – C-Leg Table — Laminate	453
HTCW-T	UniGroup Tables – C-Leg Table — Laminate	453
JAG-1	Planes Height Adjustable Tables — Accessories – Grommet	196
KAIB-0040	Planes Information Display – Boards and Accessories – Information Boards	271
KAIC-0000	Planes Information Display – Boards and Accessories – Horizontal Wall Rail End Caps	272
KAIE-0029	Planes Information Display — Easels – Standard Easel	270
KAIE-0072	Planes Information Display — Easels – Large Easel	270
KAIH-0000	Planes Information Display – Boards and Accessories – Wall Cleat for Information Boards	271
KAIW-0096	Planes Information Display – Boards and Accessories – Horizontal Wall Rail for Information Boards	271
KGRM	450 Series Table Accessories – Grommet	368
KGRM	Tactics — Electrical Accessories – Grommet	356
KLT1-3030	Tempo Series Occasional Tables – Coffee Table	525
KLT8-1818	Tempo Series Occasional Tables – End Table	525
KTTD-80	450 Series Folding Tables – Folding Table Transport Dolly	364
KWMF	450 Series Table Accessories – Wire Management Trough	369
KWT	450 Series Table Accessories – Wire Management Trough	369
MTR1-20	Improv Series Occasional Tables – Round Table	522
MTV1-2048	Improv Series Occasional Tables – Oval Table	522
NCBL-2436-4	PREMISE Teardrop/Bean/Bend – Bean — Laminate Top	451
NCBL-2436-4C	PREMISE Teardrop/Bean/Bend – Bean — Laminate Top	451
NCCL	PREMISE Round/Rectangular – Round or Rectangular — Laminate or Wood Top	450
NCCW	PREMISE Round/Rectangular – Round or Rectangular — Laminate or Wood Top	450
NCDL-3242-4	PREMISE Teardrop/Bean/Bend – Bend — Laminate Top	451
NCDL-3242-4C	PREMISE Teardrop/Bean/Bend – Bend — Laminate Top	451
NCOL	PREMISE Teardrop/Bean/Bend – Teardrop — Laminate Top	451

Index

<u>Product Code</u>	<u>Product Description</u>	<u>Page</u>
NCOL-C	PREMISE Teardrop/Bean/Bend – Teardrop — Laminate Top	451
NCRL	PREMISE Round/Rectangular – Rectangular — Laminate or Wood Top	450
NCRW	PREMISE Round/Rectangular – Rectangular — Laminate or Wood Top	450
NCTA-LFG	PREMISE Tri Tables — Transactional – Asymmetric with Glides or Casters	449
NCTA-LFM	PREMISE Tri Tables — Transactional – Asymmetric with Glides or Casters	449
NCTA-LVG	PREMISE Tri Tables — Transactional – Asymmetric with Glides or Casters	449
NCTA-LVM	PREMISE Tri Tables — Transactional – Asymmetric with Glides or Casters	449
NCTC-LFG	PREMISE Tri Tables — Collaborative – Collaborative with Glides or Casters	447
NCTC-LFM	PREMISE Tri Tables — Collaborative – Collaborative with Glides or Casters	447
NCTC-LVG	PREMISE Tri Tables — Collaborative – Collaborative with Glides or Casters	447
NCTC-LVM	PREMISE Tri Tables — Collaborative – Collaborative with Glides or Casters	447
NCTN-LFG	PREMISE Tri Tables — Concentrative – 90° with Glides or Casters	445
NCTN-LFM	PREMISE Tri Tables — Concentrative – 90° with Glides or Casters	445
NCTN-LVG	PREMISE Tri Tables — Concentrative – 90° with Glides or Casters	445
NCTN-LVM	PREMISE Tri Tables — Concentrative – 90° with Glides or Casters	445
NCTO-LFG	PREMISE Tri Tables — Concentrative – 120° with Glides or Casters	444
NCTO-LFM	PREMISE Tri Tables — Concentrative – 120° with Glides or Casters	444
NCTO-LVG	PREMISE Tri Tables — Concentrative – 120° with Glides or Casters	444
NCTO-LVM	PREMISE Tri Tables — Concentrative – 120° with Glides or Casters	444
NCTT-LFG	PREMISE Tri Tables — Concentrative – 60° with Glides or Casters	446
NCTT-LFM	PREMISE Tri Tables — Concentrative – 60° with Glides or Casters	446
NCTT-LVG	PREMISE Tri Tables — Concentrative – 60° with Glides or Casters	446
NCTT-LVM	PREMISE Tri Tables — Concentrative – 60° with Glides or Casters	446
NCTY-LFG	PREMISE Tri Tables — Transactional – Symmetric with Glides or Casters	448
NCTY-LFM	PREMISE Tri Tables — Transactional – Symmetric with Glides or Casters	448
NCTY-LVG	PREMISE Tri Tables — Transactional – Symmetric with Glides or Casters	448
NCTY-LVM	PREMISE Tri Tables — Transactional – Symmetric with Glides or Casters	448
OBCD-4230-C	Orlando Tables – “Bumper” Docking Table	465
OBCD-4230-G	Orlando Tables – “Bumper” Docking Table	465
OBCD-4836-C	Orlando Tables – “Bumper” Docking Table	465
OBCD-4836-G	Orlando Tables – “Bumper” Docking Table	465
OBCR-42-C	Orlando Tables – Round Table	465
OBCR-42-G	Orlando Tables – Round Table	465
OBCR-48-C	Orlando Tables – Round Table	465
OBCR-48-G	Orlando Tables – Round Table	465
OBCT-2736	Orlando Tables – “Tugger” Mobile Computer Table	465
T7FW-1850	Hoop – Cover	436
T7MB-1860-7	Hoop – Hoop Table	436
TA01	Planes Credenza Tops – Grommet	263
TA01-0001	Planes Accessories – Ganging Clip	257
TA01-0001	Planes Collaborative Tables — Accessories – Ganging Clip	179
TA01-0212	Planes Collaborative Tables — Accessories – Vertical Wire Management	179
TA01-0213	Planes Collaborative Tables — Accessories – Y-Leg Bumper	179
TA01-0214	Planes Collaborative Tables — Accessories – Y-Leg Bumper	179
TA01-0214	Planes Information Display – Boards and Accessories – Y-Leg Bumper	272
TA01-0215	Planes Accessories – Glides	167, 257
TA01-0215	Planes Collaborative Tables — Accessories – Glides	180
TA01-0216	Planes Accessories – Casters	167, 257
TA01-0216	Planes Collaborative Tables — Accessories – Casters	180
TA01-0217	Planes Accessories – Cable Column	258
TA01-0219	Planes Height Adjustable Tables — Accessories – Thumbscrew for Incremental Adjustable Table	196
TA01-0222	450 Series Table Accessories – Ganging Mechanism	368
TA01-0222	Planes Accessories – Ganging Mechanism	167

Index

<u>Product Code</u>	<u>Product Description</u>	<u>Page</u>
TA01-0222	Planes Collaborative Tables — Accessories — Ganging Mechanism	179
TA01-0224	Planes Training Tables 2-Circuit — Modular Power Components — Mounting Bracket — Receptacle	166
TA01-0225	Planes Accessories — Wire Manager Clips	168
TA01-0225	Planes Training Tables Quick Connect Power — Flip Top Unit Accessories — Wire Manager Clips	160
TA01-0227	Planes Training Tables Quick Connect Power — Flip Top Unit Accessories — Starter Box Bracket	160
TA01-0228	Planes Accessories — Vertical Wire Manager	168
TA01-0814	Planes Accessories — Cable Base	258
TA01-1414	Planes Accessories — Cable Base	258
TA0M	Planes Training Table Modesty Panels	159
TABN-L	Planes Training Tables — Crescent — Laminate — Flip Top or Non-Flip Top Table	147
TABN-W	Planes Training Tables — Crescent — Wood — Flip Top or Non-Flip Top Table	155
TACA	Planes Height Adjustable Tables — 90° Straight — Laminate or Wood — Electric Adjustment	189
TACA	Planes Height Adjustable Tables — 90° Straight — Laminate or Wood — Incremental Adjustment	188
TACK	Planes Height Adjustable Tables — 90° Split Top — Laminate or Wood — Electric Adjustment	191
TACK	Planes Height Adjustable Tables — 90° Split Top — Laminate or Wood — Incremental Adjustment	190
TACN	Planes Height Adjustable Tables — 90° Notched — Laminate or Wood — Electric Adjustment	195
TACN	Planes Height Adjustable Tables — 90° Notched — Laminate or Wood — Incremental Adjustment	194
TACR	Planes Height Adjustable Tables — 90° Wrap Around — Laminate or Wood — Electric Adjustment	193
TACR	Planes Height Adjustable Tables — 90° Wrap Around — Laminate or Wood — Incremental Adjustment	192
TACU	Planes Height Adjustable Tables — 90° Angled — Laminate or Wood — Electric Adjustment	187
TACU	Planes Height Adjustable Tables — 90° Angled — Laminate or Wood — Incremental Adjustment	186
TACV	Planes Collaborative Tables — Polygon — Laminate — Y-Leg Flip Top or Non-Flip Top Table	173
TACV	Planes Collaborative Tables — Polygon — Wood — Y-Leg Flip Top or Non-Flip Top Table	178
TACV	Planes Conference Tables — Interior Leg — Laminate — Polygon	201
TACV	Planes Conference Tables — Interior Leg — Wood — Polygon	205
TACV-L	Planes Training Tables — Polygon — Laminate — Flip Top or Non-Flip Top Table	149
TACV-W	Planes Training Tables — Polygon — Wood — Flip Top or Non-Flip Top Table	157
TAHN	Planes Collaborative Tables — Half Round — Laminate — Y-Leg Flip Top or Non-Flip Top Table	172
TAHN	Planes Collaborative Tables — Half Round — Wood — Y-Leg Flip Top or Non-Flip Top Table	177
TAHN	Planes Conference Tables — Interior Leg — Laminate — Half Round	200
TAHN	Planes Conference Tables — Interior Leg — Wood — Half Round	204
TAHN-L	Planes Training Tables — Half Round — Laminate — Flip Top or Non-Flip Top Table	146
TAHN-W	Planes Training Tables — Half Round — Wood — Flip Top or Non-Flip Top Table	154
TAPC-L	Planes Training Tables — Pie Connector — Laminate — Flip Top or Non-Flip Top Table — Pie Connector	150
TAPC-W	Planes Training Tables — Pie Connector — Wood	158
TARA	Planes Collaborative Tables — Rectangular — Laminate — Y-Leg Flip Top or Non-Flip Top Table	169
TARA	Planes Collaborative Tables — Rectangular — Wood — Y-Leg Flip Top or Non-Flip Top Table	174
TARA	Planes Conference Tables — Interior Leg — Laminate — Rectangular — Laminate	197
TARA	Planes Conference Tables — Interior Leg — Wood — Rectangular — Wood	202
TARA	Planes Conference Tables — One-Piece Top — Interior Leg — Laminate — Rectangular	207
TARA	Planes Conference Tables — One-Piece Top — Interior Leg — Wood — Rectangular	214
TARA	Planes Conference Tables — One-Piece Top — Perimeter Leg — Laminate — Rectangular — 2"(51mm) Edge	245
TARA	Planes Conference Tables — One-Piece Top — Perimeter Leg — Wood — Rectangular — 2"(51mm) Edge	251
TARA	Planes Conference Tables — Perimeter Leg — Laminate — Rectangular — 2"(51mm) Edge	244
TARA	Planes Conference Tables — Perimeter Leg — Wood — Rectangular — 2"(51mm) Edge	250
TARA	Planes Conference Tables — Three-Piece Tops — Interior Leg — Laminate — Rectangular	232
TARA	Planes Conference Tables — Three-Piece Tops — Interior Leg — Wood — Rectangular	238
TARA	Planes Conference Tables — Three-Piece Tops — Perimeter Leg — Laminate — Rectangular — 2"(51mm) Edge	248
TARA	Planes Conference Tables — Three-Piece Tops — Perimeter Leg — Wood — Rectangular — 2"(51mm) Edge	254
TARA	Planes Conference Tables — Two-Piece Tops — Interior Leg — Laminate — Rectangular	220
TARA	Planes Conference Tables — Two-Piece Tops — Interior Leg — Wood — Rectangular	226
TARA	Planes Conference Tables — Two-Piece Tops — Perimeter Leg — Laminate — Rectangular — 2"(51mm) Edge	246
TARA	Planes Conference Tables — Two-Piece Tops — Perimeter Leg — Wood — Rectangular — 2"(51mm) Edge	252

Index

<u>Product Code</u>	<u>Product Description</u>	<u>Page</u>
TARA	Planes Height Adjustable Tables — Rectangular — Laminate or Wood — Electric Adjustment	184
TARA	Planes Height Adjustable Tables — Rectangular — Laminate or Wood — Incremental, Crank or Torsion Adjustment	182
TARA-L	Planes Training Tables — Rectangular — Laminate — Flip Top or Non-Flip Top Table	144
TARA-W	Planes Training Table — Rectangular — Wood — Flip Top or Non-Flip Top Table	152
TARN	Planes Conference Tables — Interior Leg — Laminate — Round — Laminate	197
TARN	Planes Conference Tables — Interior Leg — Wood — Round — Wood	202
TARP	Planes Collaborative Tables — Pebble — Laminate — Y-Leg Flip Top or Non-Flip Top Table	170
TARP	Planes Collaborative Tables — Pebble — Wood — Y-Leg Flip Top or Non-Flip Top Table	175
TARP	Planes Conference Tables — One-Piece Top — Interior Leg — Laminate — Pebble	210
TARP	Planes Conference Tables — One-Piece Top — Interior Leg — Wood — Pebble	216
TARP	Planes Conference Tables — Three-Piece Tops — Interior Leg — Laminate — Pebble	234
TARP	Planes Conference Tables — Three-Piece Tops — Interior Leg — Wood — Pebble	240
TARP	Planes Conference Tables — Two-Piece Tops — Interior Leg — Laminate — Pebble	222
TARP	Planes Conference Tables — Two-Piece Tops — Interior Leg — Wood — Pebble	228
TARQ	Planes Conference Tables — Interior Leg — Laminate — Square — Laminate	197
TARQ	Planes Conference Tables — Interior Leg — Wood — Square — Wood	202
TARQ	Planes Conference Tables — Perimeter Leg — Laminate — Square — 2”(51mm) Edge	244
TARQ	Planes Conference Tables — Perimeter Leg — Wood — Square — 2”(51mm) Edge	250
TARX	Planes Collaborative Tables — Hexagon — Laminate — Y-Leg Flip Top or Non-Flip Top Table	171
TARX	Planes Collaborative Tables — Hexagon — Wood — Y-Leg Flip Top or Non-Flip Top Table	176
TARX	Planes Conference Tables — One-Piece Top — Interior Leg — Laminate — Hexagon	212
TARX	Planes Conference Tables — One-Piece Top — Interior Leg — Wood — Hexagon	218
TARX	Planes Conference Tables — Three-Piece Tops — Interior Leg — Laminate — Hexagon	236
TARX	Planes Conference Tables — Three-Piece Tops — Interior Leg — Wood — Hexagon	242
TARX	Planes Conference Tables — Two-Piece Tops — Interior Leg — Laminate — Hexagon	224
TARX	Planes Conference Tables — Two-Piece Tops — Interior Leg — Wood — Hexagon	230
TATP-L	Planes Training Tables — Trapezoid — Laminate — Flip Top or Non-Flip Top Table	148
TATP-W	Planes Training Table — Trapezoid — Wood — Flip Top or Non-Flip Top Table	156
TBRA	Haworth Collection Tables — Bay — Rectangular Table	531
TBRE	Haworth Collection Tables — Bay — Ellipse Table	532
TBRN	Haworth Collection Tables — Bay — Round Table	532
TBRQ	Haworth Collection Tables — Bay — Square Table	531
TEA5	Executive Wood Tables — A5 — Base Kit	481
TEBO	Executive Wood Tables — A5 — Boat Table Top	479
TEBO	Executive Wood Tables — Boat	506
TECB	Conference Buffet — Conference Buffet — Wood	514
TEFC	Executive Wood Tables — Base Kits — Boat Wood Tables	509
TEFC	Executive Wood Tables — Base Kits — Racetrack Wood Tables	505
TEFC	Executive Wood Tables — Base Kits — Rectangular Wood Tables	501
TEFC	Executive Wood Tables — Base Kits — Round/Square Wood Tables	497
TEFC	Executive Wood Tables — Base Kits — Wedge Wood Tables	513
TEFC-A	Executive Wood Tables — Base Kits — Boat Wood Tables	509
TEFC-A	Executive Wood Tables — Base Kits — Racetrack Wood Tables	505
TEFC-A	Executive Wood Tables — Base Kits — Rectangular Wood Tables	501
TEFC-A	Executive Wood Tables — Base Kits — Round/Square Wood Tables	497
TEFC-A	Executive Wood Tables — Base Kits — Wedge Wood Tables	513
TEGL	Executive Wood Tables — A5 — Glass Centerpiece	482
TEHC	Executive Wood Tables — Base Kits — Boat Wood Tables	509
TEHC	Executive Wood Tables — Base Kits — Racetrack Wood Tables	505
TEHC	Executive Wood Tables — Base Kits — Rectangular Wood Tables	501
TEHC	Executive Wood Tables — Base Kits — Wedge Wood Tables	513
TEHC-A	Executive Wood Tables — Base Kits — Boat Wood Tables	509
TEHC-A	Executive Wood Tables — Base Kits — Racetrack Wood Tables	505

Index

<u>Product Code</u>	<u>Product Description</u>	<u>Page</u>
TEHC-A	Executive Wood Tables – Base Kits — Rectangular Wood Tables	501
TEHC-A	Executive Wood Tables – Base Kits — Wedge Wood Tables	513
TEPB	Accessories – Presentation Board	515
TERA	Executive Wood Tables – A5 – Rectangular Table Top	478
TERA	Executive Wood Tables – Rectangular	498
TERN	Executive Wood Tables – Round/Square	496
TERQ	Executive Wood Tables – Round/Square	496
TERT	Executive Wood Tables – Racetrack Tables	502
TESL	Executive Wood Tables – Base Kits — Boat Wood Tables	509
TESL	Executive Wood Tables – Base Kits — Racetrack Wood Tables	505
TESL	Executive Wood Tables – Base Kits — Rectangular Wood Tables	501
TESL	Executive Wood Tables – Base Kits — Wedge Wood Tables	513
TEWE	Executive Wood Tables – A5 – Wedge Table Top	480
TEWE	Executive Wood Tables – Wedge	510
TEXB-M	Executive Wood Tables – Base Kits — Round/Square Wood Tables	497
TEXB-W	Executive Wood Tables – Base Kits — Boat Wood Tables	509
TEXB-W	Executive Wood Tables – Base Kits — Racetrack Wood Tables	505
TEXB-W	Executive Wood Tables – Base Kits — Rectangular Wood Tables	501
TEXB-W	Executive Wood Tables – Base Kits — Round/Square Wood Tables	497
TEXB-W	Executive Wood Tables – Base Kits — Wedge Wood Tables	513
TGO-14-LRA	Haworth Collection Tables – Collaborate — Occasional Tables – Round Table	534
TGO-14-LRC	Haworth Collection Tables – Collaborate — Occasional Tables – Round Table	534
TGO-14-LSA	Haworth Collection Tables – Collaborate — Occasional Tables – Square Table	534
TGO-14-LSC	Haworth Collection Tables – Collaborate — Occasional Tables – Square Table	534
TGO-16-LEA	Haworth Collection Tables – Collaborate — Occasional Tables – Ellipse Table	535
TGO-16-LEC	Haworth Collection Tables – Collaborate — Occasional Tables – Ellipse Table	535
TGO-18-LRA	Haworth Collection Tables – Collaborate — Occasional Tables – Round Table	534
TGO-18-LRC	Haworth Collection Tables – Collaborate — Occasional Tables – Round Table	534
TGO-18-LSA	Haworth Collection Tables – Collaborate — Occasional Tables – Square Table	534
TGO-18-LSC	Haworth Collection Tables – Collaborate — Occasional Tables – Square Table	534
TKAD-S	Tripoli Occasional Tables – Table — Occasional Drum — Wood	526
TKAR-1S	Tripoli Occasional Tables – Table — Rectangle Occasional — Wood	526
TKAS-1S	Tripoli Occasional Tables – Table — Square Occasional — Wood	526
TKRA	Reside Tables — Laminate/Wood – Rectangular	440
TKRN	Reside Tables — Laminate/Wood – Round	438
TKRP	Reside Tables — Laminate/Wood – Pebble	438
TKRQ	Reside Tables — Laminate/Wood – Square	437
TKRX	Reside Tables — Laminate/Wood – Hex	439
TLL-2020	Haworth Collection Tables – LTB Lounge Tables – Linear Table	536
TLL-2026	Haworth Collection Tables – LTB Lounge Tables – Linear Table	536
TLL-2055	Haworth Collection Tables – LTB Lounge Tables – Coffee Table	536
TLX	Haworth Collection Tables – LTB Lounge Tables – X Link Table	536
TNBO-C	Haworth Collection Tables – Encourage – Conference Tables with Trough and Power	533
TNBO-N	Haworth Collection Tables – Encourage – Conference Table	533
TOMS-RTC-X	Haworth Collection Tables – m_sit Tables – Rectangle	528
TOMS-RTP-X	Haworth Collection Tables – m_sit Tables – Rectangle	528
TOMS-SQC-X	Haworth Collection Tables – m_sit Tables – Square	528
TOMS-SQP-X	Haworth Collection Tables – m_sit Tables – Square	528
TOQB-RTGC	Haworth Collection Tables – q_bic Tables – Steel and Glass Rectangle Table	529
TOQB-RTGP	Haworth Collection Tables – q_bic Tables – Steel and Glass Rectangle Table	529
TOQB-RTW	Haworth Collection Tables – q_bic Tables – Wood Rectangular Table	529
TOQB-SQGC	Haworth Collection Tables – q_bic Tables – Steel and Glass Square Table	529
TOQB-SQGP	Haworth Collection Tables – q_bic Tables – Steel and Glass Square Table	529

Index

<u>Product Code</u>	<u>Product Description</u>	<u>Page</u>
TOQB-SQT	Haworth Collection Tables – q_bic Tables – Double Tier Square Table	529
TOSE-RTW	Haworth Collection Tables – SE04 Tables – Wood Table — Rectangle	530
TOSE-SQW	Haworth Collection Tables – SE04 Tables – Wood Table — Square	530
TOSE-TRW	Haworth Collection Tables – SE04 Tables – Wood Table — Trapezoid	530
TPC0	UniGroup Tables – Oval Table — Laminate	452
TPCR	UniGroup Tables – Rectangular Table — Laminate	452
TPPR	UniGroup Tables – Round Table — Laminate	452
TPPS	UniGroup Tables – Square Table — Laminate	452
TZRG-L	Compose Tables — Laminate/Wood – Octagon — Disc Base	443
TZRG-W	Compose Tables — Laminate/Wood – Octagon — Disc Base	443
TZRN-L	Compose Tables — Laminate – Round — Disc Base	441
TZRN-LG	Compose Tables — Laminate – Round — Post Base	441
TZRN-W	Compose Tables — Wood – Round — Disc Base	442
TZRN-WG	Compose Tables — Wood – Round — Post Base	442
UXCD-N	Conference Buffet – Center Drawer	514
WQAG	450 Series Table Accessories – Grommet	368
WQAG	Planes Accessories – Grommet	257
WQAG-PS	Planes Accessories – Grommet	168
XLAM-JS	Masters Series Tables — Laminate – Table — Round	461
XZAM-1S	Masters Series Tables — Wood – Table — Round	460
YVAM-ASCG	Vancouver — Tables – Round with Disc Base	466
YVAM-ASVC	Vancouver — Tables – Round with Vancouver Legs	466
YYOV	York — Tables – Oval	470
YYRD	York — Tables – Round	470
YYRT	York — Tables – Rectangular	469
YYSQ	York — Tables – Square	469

PRODUCT NON-OBSOLESCENCE AND WARRANTY POLICY

This North American Haworth Product Non-Obsolescence and Warranty Policy (the “policy”) applies to products manufactured after August 1, 2013. For products manufactured before this date please refer to the policy published in the NA Price List when purchased or contact your local Authorized Haworth Dealer*. All Haworth products are warranted for 24 hour / 7 day use over the length of the Applicable Warranty Period as set forth below.

Haworth, Inc. or Haworth, Ltd., (each called “Haworth”) will make a good faith effort to maintain product compatibility within our various generations of integrated product platforms to provide our customers with spaces that adapt to change. Under our non-obsolence policy, we commit to provide our customers with products of comparable function or operational characteristics for a term equal to the Applicable Warranty Period. Haworth fabrics and finishes must be updated periodically to maintain the market appeal of our products and respond to the demands and changing preferences of our customers. As a result, we or the manufacturer may discontinue some fabrics and finishes before expiration of the Applicable Warranty Period.

If a new product purchased or leased from Haworth or from an Authorized Haworth Dealer proves to be defective (as defined below) while the product is still in the possession of the initial purchaser or lessee and if they, within the Applicable Warranty Period, send notice of the defect to Haworth by electronic mail (customerservice@haworth.com), then, except as provided below, Haworth will, at Haworth’s option, either repair or replace the product, at Haworth’s expense, or refund the purchase price of the product. Except as provided below, a product shall be considered “defective” if Haworth finds that it is defective in material or workmanship and if the defect materially impairs the value of the product to the purchaser or lessee. The applicable warranty period begins on the day the product is manufactured. If a product that the purchaser or lessee references in a notice of defect was not installed by a Haworth Certified installer and/or reconfigured by a Haworth-trained installer, then the product may not be considered defective and Haworth will not be obligated to repair or replace it or to refund its price.

PRODUCTS / APPLICABLE WARRANTY PERIOD

LIFETIME

All Haworth products are warranted for lifetime *except products, components and materials described below:*

TWELVE YEARS

All Haworth NA manufactured seating is warranted for 24/7 multiple shift use by persons up to 325 lbs and includes the framework, mechanisms, seating foam, seat & back mesh and seating glides & casters.

All wood or wood framed products.

TEN YEARS

All wall products (excluding soft close door mechanisms warranted for Two Years), electrical components (excluding Power Base™ AI and workware products), electrical accessories, fixed task lighting (excluding LED lighting), adjustable keyboard pads, monitor arms and products that are at any time used in a classroom or educational environment (other than administration areas) *except as limited or described below:*

FIVE YEARS

Fabric scrims and fabrics rated Heavy Duty (A) under the Association of Contract Textiles Guidelines, leather, vertical use markerboard laminates, user-adjustable worksurface mechanisms, gel arm caps, thermofused laminates, slow close mechanisms, LED lighting, electronic ballasts used in task lighting, horizontal glass or thermoplastic table assemblies and Systems Accessories.

THREE YEARS

workware™ products, Hoop products (excludes any warranty for surface damage such as scratches, dents or abrasions), plastic ultraviolet light color fastness and fabrics rated General Contract (a) under the Association of Contract Textiles Guidelines.

ONE TO FIVE YEARS**

Products that are manufactured outside North America and sold into the North American market.

ONE YEAR

Horizontal use markerboard laminate, soft palm rest, mouse pad insert and translucent edging.

Each Haworth “specials” product will be warranted for the same applicable warranty period of the comparable catalogue product unless otherwise stated on the specials solutions department inquiry response.

All software is without warranty of any kind, either expressed or implied.

All service parts are warranted for two years or the remaining balance of the assembly’s original warranty period, whichever is longer.


*An Authorized Haworth Dealer is any dealer or retailer that sells and installs within their primary contracted area and/or under the DealerLink Program Agreement.

**The Applicable Warranty Period for each such product is specified in Haworth’s price list for the product.

A product will not be considered to be defective, and Haworth will not repair, or replace it or refund its price if the product (1) is a consumable product, such as a lamp; (2) is “Customer’s Own Material” (i.e. material specified by the purchaser or lessee that is not a standard Haworth product offering, such as Haworth Alliance fabrics); (3) is not installed and used as recommended in Haworth’s written specification, installation and user guides; (4) has been otherwise misused or suffered abusive damage or (5) is a product that is manufactured by a third-party supplier from whom Haworth purchases it for resale without incorporating it into Haworth product (in which case Haworth will assign to the purchaser or lessee any warranty that the manufacturer provides), unless otherwise specified by Haworth in writing.

A defect in material or workmanship does not include damage to a product, or failure of a product to operate or perform properly or to maintain appearance, caused by (a) normal wear and tear; (b) an Act of God or transportation; (c) a product alteration made without Haworth’s express written authorization; (d) the natural variation of color, grain or texture found in wood and leather; (e) the natural aging found in materials such as wood, fabric and leather which results in colors shifting during use; (f) dye lot variations in fabric, leather or wall covering (g) the natural patina of leather during use; (h) “puddling” of leather or faux leather; or (i) reverse crocking of dyes from clothing onto our seating materials.

EXCEPT AS STATED ABOVE, HAWORTH DOES NOT MAKE A WARRANTY AS TO ANY PRODUCT AND, IN PARTICULAR, DOES NOT MAKE A WARRANTY OF MERCHANTABILITY OR OF FITNESS FOR A PARTICULAR PURPOSE. Product repair or replacement or refund of the price, at Haworth’s option, in accordance with this Policy, is the purchaser’s or lessee’s exclusive remedy for a product defect. Haworth shall not have tort liability with respect to a product, and Haworth shall not be liable for any consequential, economic, indirect, special, punitive or incidental damages arising from a product defect. Haworth shall not be liable for repair or product placement due to improper installation or any defect in materials used for installation which are not manufactured, sold or supplied by Haworth.



HAWORTH®

For more information call 800.344.2600 or 616.393.3000.

Haworth is a registered trademark of Haworth, Inc.
©Haworth, Inc. 2014 6.14 Item #0021

haworth.com | haworth-europe.com | haworth-asia.com



Haworth's Integrated Palette includes
Compose®, Enclose®, Patterns™, Planes®,
Reside®, Beside® and Belong™.