


Saturn Cutoff

se'lux®



Construction

- Die-cast aluminum components
- Stainless steel fasteners
- Sealed optic chamber

Lamping/Optics

- T6 metal halide lamping up to 150w
- Type II and V distributions
- Cutoff and Full Cutoff classifications

Design Features

- Single/double pole mount, wall mount
- Choice of straight, tapered, quad post, or lattice pole designs

Finish

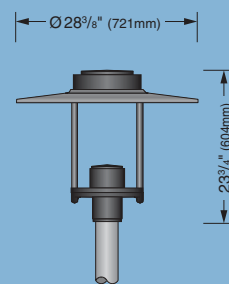
- Multi-step cleaning and sealing process
- High quality polyester powder coat finish (CLICK HERE FOR DETAILS)

Certifications

- UL and ULC listed
- ASTM and PCI for finish



SAC-xx-1



Scale 1 : 30

Ordering Matrix

For details and specifications, see current spec sheet (CLICK HERE)

Series | SAC Saturn Cutoff

Reflector | R2 Type II Aluminum reflector | R5 Type V Aluminum reflector

Mounting | 1 Single | 2 Double | W Wall Mount

Lamping MH | H035T6 35w T6 G12 | H070T6 70w T6 G12 | H150T6 150w T6 G12

Voltage | 120 | 208 | 240 | 277 | 347

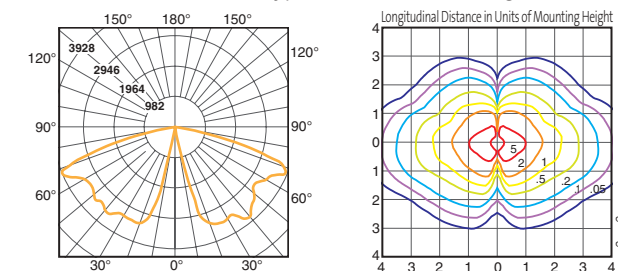
Finish | BK Black | WH White | BZ Bronze | SV Silver | SP Specify RAL#

Options | DS Ballast cover painted Matte Black for Full Cutoff distribution

[CLICK HERE FOR POLE INFO.](#) [CLICK HERE FOR MOUNTING ARM INFO.](#) [CLICK HERE FOR LAMP INFO.](#)

Photometry

SAC-R2-1-H150T6 (Type II Full Cutoff/mounting ht. = 16')



SAC-R5-1-H150T6 (Type V Full Cutoff/mounting ht. = 16')

