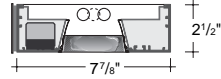
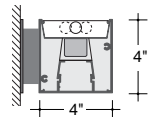


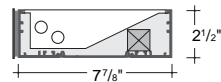
**M1A-xxx-xx-W**



**M2DI-xxx-xx-W**



**M1-xxx-xx-W**



**M2I-xxx-xx-W**



For specifications, see appropriate spec sheet:  
 (CLICK HERE for M100 Direct and Asymmetrical)  
 (CLICK HERE for M100 Indirect)

(M200 spec sheets - consult SELUX customer service)

**Ordering Matrix**

**M100/M200 Linear Fluorescent Wall Mount**

**Series** | **M10** M100 Direct | **M10S** M100 Direct w/Staggered Lamps | **M1A** M100 Direct Asymmetrical | **M1I** M100 Indirect | **M2DI** M200 Direct/Indirect | **M2I** M200 Indirect

**Lamping** | **1T5** F28T5 | **2T5** (2x)F28/T5 | **1T5HO** F54T5HO | **2T5HO** (2x)F54T5HO<sup>1</sup> | **1T8** F032/T8

**Shielding** | **SA** Specular Parabolic | **MA** Matte Parabolic | **MP** Silky Specular Parabolic | **PL** Matte Perforated Parabolic | **SD** Satine Lens | **OD** Extra Diffuse Lens<sup>5</sup> | **X** None

**Mounting** | **W** Wall Mount

**Lengths (nominal)<sup>3</sup>** | **004** 4 foot | **008** 8 foot | **012** 12 foot |

**Finish** | **WH** White | **BK** Black | **SV** Silver | **SP** Specify RAL#

**Voltage** | **120** | **277** | **347**

**Options<sup>4</sup>** | **EM** Stand-by Battery Pack | **DMA** Digital Addressable Dimming (consult factory) | **DM** Dimming (specify desired system) | **FS** Single Fusing | **SI** Satine Acrylic Inlay | **TRACK** (Eutrac 2-C Standard - consult factory) | **MR16 DOWNLIGHTS** (see spec sheet)

<sup>1</sup> M200 fixtures only.


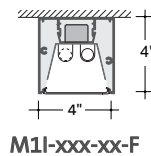
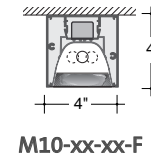
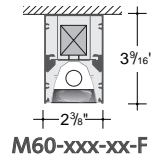

<sup>2</sup> OD Diffuse Lens is recommended for staggered lamps versions.

<sup>3</sup> For other lengths/configurations or continuous runs, indicate nominal length rounded to the next highest foot using three digits. Factory will supply layout drawings. Individual fixtures cannot be field joined.

<sup>4</sup> Not all options available with all systems, see website spec sheet for more details.



# Surface Mount M60/M100



For specifications, see appropriate spec sheet:

(CLICK HERE for M100 Direct)

(CLICK HERE for M100 Indirect)

(CLICK HERE for M60 Direct)

(CLICK HERE for M60 Indirect)

## Ordering Matrix

### M60/M100 Linear Fluorescent Surface Mount

**Series** | **M10** M100 Direct | **M10S** M100 Direct Staggered Lamps | **M60** M60 Direct | **M60S** M60 Direct Staggered Lamps

**Lamping**<sup>1</sup> | **1T5** F28T5 | **2T5** (2x)F28/T5 | **1T5HO** F54T5HO | **1T8** F032/T8

**Shielding**<sup>1</sup> | **SA** Specular Parabolic | **MA** Matte Parabolic | **MP** Silky Specular Parabolic | **PL** Matte Perforated Parabolic | **SD** Satine Lens | **OD** Extra Diffuse Lens<sup>2</sup>

**Mounting** | **F** Surface Mount

**Lengths (nominal)**<sup>3</sup> | **004** 4 foot | **008** 8 foot | **012** 12 foot

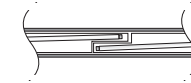
**Finish** | **WH** White | **BK** Black | **SV** Silver | **SP** Specify RAL#

**Voltage** | **120** | **277** | **347**

**Options**<sup>4</sup> | **EM** Stand-by Battery Pack | **DM** Dimming (specify desired system) | **FS** Single Fusing | **SI** Satine Acrylic Inlay (M100 - SA, MA, MP, & PL Louvers only; M60 - for MP Louver only) | **FW** Flex Whip (standard) | **FW1** Flex Whip (dimming) | **TRACK** (Eutrac 2-C Standard - consult factory) | **DOWNLIGHTS** (see spec sheets for details)

#### Staggered Lamps

Add an "S" to a Series number to designate it to be a "staggered lamps" configuration for complete elimination of socket shadows (use shielding OD - Extra Diffuse Lens).  
Examples: **M10S** & **M60S**



<sup>1</sup> M60 available with 1T5 and 1T5HO lampings only. M60 available with MP, SD and OD shieldings only

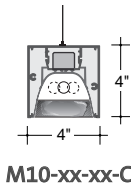
<sup>2</sup> OD - Extra Diffuse Lens is recommended for staggered lamps versions.

<sup>3</sup> For other lengths/configurations or continuous runs, indicate nominal length rounded to the next highest foot using three digits. Factory will supply layout drawings. Individual fixtures cannot be field joined.

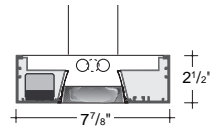
<sup>4</sup> Not all options available with all systems, see spec sheets for more details.



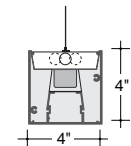
## Suspended M100/M200



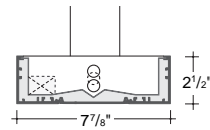

M10-xx-xx-C



M2DI



M11-x-C



M2I



For specifications, see appropriate spec sheet:

([CLICK HERE](#) for M100 Direct and Asymmetrical)

([CLICK HERE](#) for M100 Indirect)

(M200 spec sheets - consult SELUX customer service)

### Ordering Matrix

#### M100 Linear Fluorescent Direct and Indirect Suspended/M200 Direct/Indirect

**Series** | **M10** M100 Direct | **M10S** M100 Direct Staggered Lamps | **M11** M100 Indirect | **M2DI** M200 Direct/Indirect | **M2I** M200 Indirect

**Lamping** | **1T5** F28T5 | **2T5** (2x)F28/T5 | **1T5HO** F54T5HO | **2T5HO** (2x)F54T5HO<sup>1</sup> | **1T8** F032/T8 | **2T8** (2x)F032/T8<sup>1</sup>

**Shielding** | **SA** Specular Parabolic | **MA** Matte Parabolic | **MP** Silky Specular Parabolic | **PL** Matte Perforated Parabolic | **SD** Satine Lens | **OD** Extra Diffuse Lens<sup>2</sup>

**Mounting** | **C** Cable | **S** Swivel Stem | **RS** Rigid Stem

**Lengths (nominal)<sup>3</sup>** | **004** 4 foot | **008** 8 foot | **012** 12 foot | For other lengths, configurations, or continuous runs see website.

**Finish** | **WH** White | **BK** Black | **SV** Silver | **SP** Specify RAL#

**Voltage** | **120** | **277** | **347**

**Options<sup>4</sup>** | **EM** Stand-by Battery Pack | **DM** Dimming (specify desired system) | **FS** Single Fusing | **SI** Satine Acrylic Inlay | **TRACK** (Eutrac 2-C Standard - consult factory)

<sup>1</sup> M200 fixtures only

<sup>2</sup> OD - Extra Diffuse Lens recommended with staggered lamps

<sup>3</sup> For other lengths/configurations or continuous runs, indicate nominal length rounded to the next highest foot using three digits. Factory will supply layout drawings. Individual fixtures cannot be field joined.

<sup>4</sup> Not all options available with all systems, see website spec sheet for more details.

