

# Artec® S Series

Linear Extruded Luminaires



*Artec S6 (AS6)*



*Artec S4 (AS4) w/custom mounting & Artec S5 (AS5ID)*

# selux®

Light. Ideas. Systems.

# Artec® S Series

Sleek designs that smoothly blend into modern architectural interiors or any prestigious environment.

Developed to create a new level of lightness and tranquility, melding visual comfort with high efficiency.

Selection of a wide variety of different shielding options, including radial parabolic injection molded louvers and lenses, perforated panels and louvers, as well as IESNA RP-1 compliant specular and semi-specular aluminum louvers.

Precision reflector systems for optimized output of from one to five T8, or one to three BIAx fluorescent lamps. Choices include direct, direct/indirect, indirect and asymmetrical reflector options.

Design allows for combining fluorescent, MR-16 point sources and track modules in single fixture sections. An illuminated acrylic signage option is also available to provide text or way finding information.

Quick release gear trays, snap-in shielding and optional mounting hardware simplify installation and maintenance.

Cable, stem or wall mounting options offer a wide variety of installation and design solutions.

Extruded aluminum body profiles give lighting designers and specifiers elegant streamlined forms that can be wall or pendant mounted individually or in continuous rows.

Continuous runs are joined with steel bars to assure uniform appearance and design integrity.

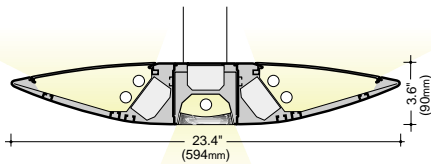




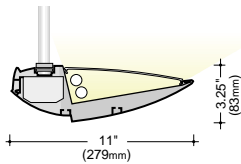
Artec S5 (AS5ID)

## Sophisticated, Elegant, Inviting...

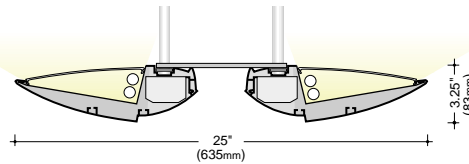
Artec® S Series luminaires were designed to enrich and enhance architectural interior spaces with unmatched elegance. Installed as either individual fixtures or in continuous forms, se'lux Artec forms flow within building spaces complementing existing architectural elements and instilling a sense of inviting lightness. Use wall mounts together with pendant mounts, or take full advantage of the many possibilities of combining direct, indirect, point source, symmetrical and asymmetrical distributions to transform any room, corridor, conference area or lobby into a wondrous environment. Entice and embellish with the luxury of impeccable lighting forms—Artec® from se'lux.



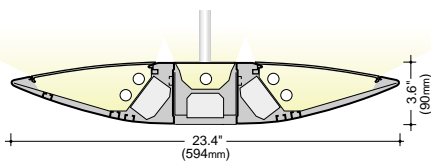
**Artec S5 Direct/Indirect**  
AS51D T8/T5(HO)/BX



**Artec S6**  
AS6 T8/T5(HO)/BX

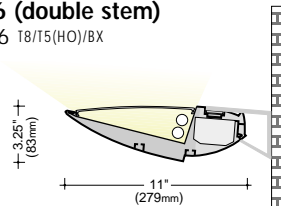


**Artec S6 (double stem)**  
AS6 T8/T5(HO)/BX

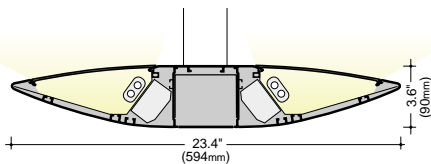


**Artec S5 Indirect**  
AS51I T8/T5(HO)/BX

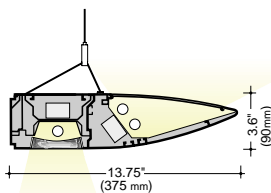
For more detailed information please refer to our product specification sheets found in the se'lux Product Binder as well as on our website at [www.selux.com/usa](http://www.selux.com/usa) Or contact us directly at (800) 735-8927, or by e-mail at [seluxus@selux.com](mailto:seluxus@selux.com)



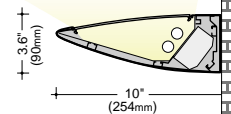
**Artec S6 (wall)**  
AS6 T8/T5(HO)/BX



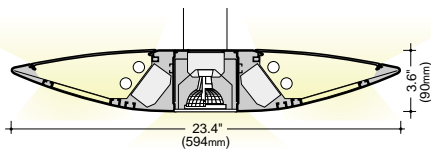
**Artec S5 Indirect w/blank center**  
AS51B T8/T5(HO)/BX



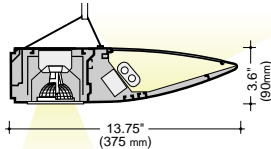
**Artec S7 Direct/Indirect**  
AS71D T8/T5(HO)/BX



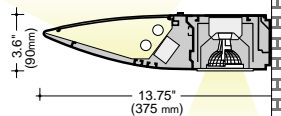
**Artec S4**  
AS4 T8/T5(HO)/BX



**Artec S5 D/I Perforated Wings w/MR16**  
AS51B T8/T5(HO)/BX



**Artec S7 Indirect w/MR16**  
AS71B T8/T5(HO)/BX




**Artec S7 Indirect w/MR16**  
AS71B T8/T5(HO)/BX



Artec S5 with MR16 Downlights (AS51B)




AS5/AS7  
Specular parabolic louver



AS5/AS7  
Silky specular parabolic louver



AS5/AS7  
Matte parabolic louver




AS5/AS7  
Perforated matte parabolic



AS5/AS7  
"Satine" lens



AS5/AS7  
Perforated Panel



AS4/AS5/AS7  
Custom Perforated Wing option



AS5/AS7, all versions, trim-less  
M16, 50 watt max




AS5/AS7, adjustable  
MR16 gimble ring unit, 50 watt max





## A COMMITMENT TO SERVICE

SELUX is committed to the highest standard of customer service. Our engineers will preview and check preliminary layouts and design parameters and suggest various configurations supported by detailed mechanical and photometric specifications. And we will work closely with you to modify standard products or create custom fixtures for special applications.



## LIGHT

Artificial light is perhaps the most fundamental requirement of modern civilization. For fifty years, se'lux has been a leader in the development of advanced lighting products that have helped transform light from a mundane necessity into a vital, vibrant architectural and design element.



## IDEAS

As a multinational company se'lux calls upon the talents of engineers and designers in both the U.S. and Europe to deliver the most innovative concepts in lighting design. And in our New York facility, we back up this global perspective with the strength of American technology and manufacturing capability.



## SYSTEMS

At se'lux we believe in a systems approach. Each design features a variety of mounting configurations and shielding options. This system-oriented flexibility allows for a tremendous variety of visual and photometric effects.



*The SELUX full service manufacturing facility in New York*



Berlin • London • Lyon  
Milan • New York  
Stockholm • Sydney • Vienna

# se'lux

Light. Ideas. Systems.

SELUX Corporation

5 Lumen Lane, P.O. Box 1060, Highland, NY 12528  
800/735-8927 • 845/691-7723 • Fax 845/691-6749  
seluxus@selux.com • www.selux.com/usa