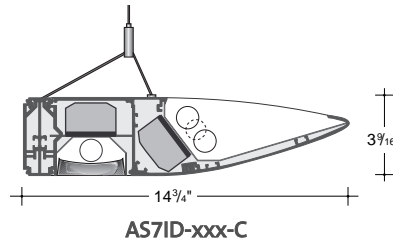
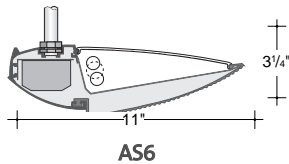
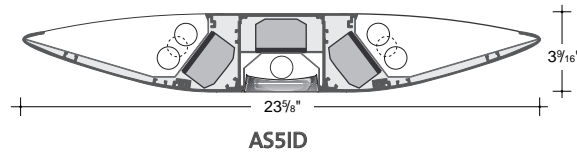


Suspended AS5/AS6/AS7



For specifications, see appropriate spec sheet:

([CLICK HERE](#) for Artec S5)

([CLICK HERE](#) for Artec S6)

([CLICK HERE](#) for Artec S7)

Ordering Matrix

Artec® S5 Direct/Indirect, Artec® S5 Indirect

Artec® S6 Asymmetric Indirect, Artec® S7 Direct/Indirect, Artec® S7 Indirect

Series | **AS5ID** Artec® S5 Indirect Sides/Direct Center | **AS5II** Artec® S5 Indirect Sides and Center | **AS6** Artec® S6 Indirect |
AS7ID Artec® S7 Indirect Side/Direct Center | **AS7II** Artec® S7 Indirect Side and Center | **AS7IB** Artec® S7 Indirect Side/Blank Center

Lamping¹ | **1T5** (1x)F28T5 | **2T5** (2x)F28T5 | **3T5** (3x)F28T5 | **5T5** (5x)F28T5 | **3T5HO** (3x)F54T5HO | **5T5HO** (5x)F54T5HO | **3T8** (3x)FO32T8 | **5T8** (5x)FO32T8

Shielding | **DIRECT** | **S** Specular Parabolic² | **M** Matte Parabolic² | **SS** Silky Specular Parabolic² | **PS** Matte Perforated Parabolic² | **SD** Satine Lens | **D** Prismatic Len |
INDIRECT | **D** Acrylic Diffuser | **X** None

Mounting | **C** Cable | **S** Stem (not available for AS7xx) | **DS** Double Fixture Stem Mount (for two Artec® S6 fixtures mounted back to back - see photo on previous page)

Lengths (nominal) | Indicate nominal length rounded to the next highest foot using three digits, i.e. 012, 128, etc. Factory will supply layout drawings.

Finish | **WH** White | **BK** Black | **SV** Silver | **SP** Specify RAL#

Voltage | **120** | **277** | **347**

Options³ | **EM** Stand-by Battery Pack | **DM** Dimming (specify desired system) | **FS** Single Fusing | **TM** Tandem Wiring (multiple lamp units only) |
TRACK (Eutrac 2-C Standard - consult factory) | **MR16 DOWNLIGHTS** (AS7IB only, consult factory for details)

¹ Consult spec sheets for lamping availability for each specific fixture

² Available with T5 Lamping only

³ Not all options available with all systems, see spec sheet for more details.

