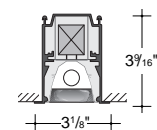

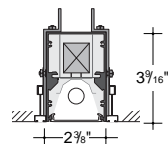


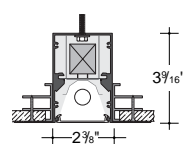
Recessed M60



M6R1 / M6R2



M60-xxx-xx-SG



M60-xxx-xx-SFx



For details and specifications, see current spec sheet ([CLICK HERE](#))

Series¹ | **M6R1** M60 Direct (Continuous Flange) | **M6R2** M60 Direct (Flangeless Endcaps) | **M60** Direct (Flangeless Extrusion)

Lamping | **1T5** F28T5 | **1T5HO** F54T5HO

Shielding | **MP** Silky Specular Parabolic | **SD** Satine Lens | **OD** Extra Diffuse Lens

Mounting² | **SH** Suspension Clips | **RC** Rotating Crossbars | **R** 1/4 - 20 Rod | **PM** Perimeter Mount | **TS** 1" Studs (factory installed) | **SG** Slot Grid | **SF1** Spackle Flange (1/2" dry wall) | **SF2** Spackle Flange (5/8" dry wall) | **DC** Ceiling Panels up to 2" thick

Lengths (nominal)³ | **004** 4 foot | **008** 8 foot | **012** 12 foot

Finish | **WH** White | **BK** Black | **SV** Silver | **SP** Specify RAL#

Voltage | **120** | **277** | **347**

Options⁴ | **TB** T-Bar Ceiling Systems | **EM** Stand-by Battery Pack | **DM** Dimming (specify desired system) | **FS** Single Fusing | **SI** Satine Acrylic Inlay | **FW** Flex Whip (standard) | **FW1** Flex Whip (dimming) | **TRACK** (Eutrac 2-C Standard) | **MR11** MR11 Downlight

Staggered Lamps

Add an "S" to a Series number to designate it to be a "staggered lamps" configuration for complete elimination of socket shadows (use shielding **OD** - Extra Diffuse Lens).
Examples: **M6R1S** & **M60S**



¹ Add "S" to Series numbers to designate staggered lamps versions. ² See website spec sheet for mounting configuration for each series. ³ For other lengths/configurations, indicate nominal length rounded to the next highest foot using three digits. Factory will supply layout drawings. Individual fixtures cannot be field joined. ⁴ Not all options available with all systems, see website spec sheet for more details.

