


COLORBODY™ PORCELAIN

# CLIFF POINTE™



 **daltile**®  
DESIGN WITH CONFIDENCE™



# CLIFF POINTE™

COLORBODY™ PORCELAIN

*floor • wall • countertop*

## *Field Tile*



BEACH CP80



SUNRISE CP81



REDWOOD CP83



ROCK CP84



MOUNTAIN CP85



EARTH CP86

Photos feature Sunrise 12 x 12 field tile in a grid pattern on the floor.

# CREATIVE IDEAS

*Color*



BEACH CP80



SUNRISE CP81



REDWOOD CP83

*Accent*



FASHION ACCENTS  
CROSSROADS BEIGE FA89  
3 x 9 Decorative Accent



NATURAL STONE  
ANTALYA DARK/SIENNA GOLD/  
MEDITERRANEAN IVORY TS67  
4 x 1 Diamond Accent Strip



TUMBLED STONE EMPERADOR DARK/  
CREMA MARFIL/ROJO ALICANTE TS58  
4 x 1 Serpentine Mosaic Accent Strip

*Color*



ROCK CP84



MOUNTAIN CP85



EARTH CP86

*Accent*



DEL MONOCO  
LEONA GRIGIO DM93  
3 x 13 Decorative Border




NATURAL STONE  
NOUVEAU NERO M312  
Mosaic




METAL AGES  
POLISHED PEWTER MA11  
4 x 12 Corbel Accent


## *Pattern Ideas*




GRID PATTERN



DIAMOND PATTERN



BRICKWORK SQUARE PATTERN



HOPSCOTCH PATTERN

## SIZES

		SQ.FT. CARTON	PCS. PER CARTON
18 x 18 Field Tile	(17-3/4" x 17-3/4") (45.2 cm x 45.2 cm)	18.00	8
12 x 12 Field Tile	(11-13/16" x 11-13/16") (30.0 cm x 30.0 cm)	15.00	15

## LINEAR OPTIONS™ SIZES

		SQ.FT. CARTON	PCS. PER CARTON
6 x 18 Field Tile	(6" x 18") (14.76 cm x 45.2 cm)	9.00	12
6 x 12 Field Tile	(6" x 12") (14.76 cm x 30.0 cm)	11.00	22

Additional linear and rectangular sizes available through Linear Options™, Daltile's linear cutting service. Visit [www.daltile.com/LinearOptions](http://www.daltile.com/LinearOptions) for size and order information.

## RESIDENTIAL USAGE

FLOORS	WALLS	COUNTERTOPS	EXTERIOR PATIOS	EXTERIOR POOL DECKS
F	W	C	EP	ED

## COMMERCIAL USAGE

	INTERIOR			EXTERIOR	
	RESIDENTIAL	LIGHT COMMERCIAL	COMMERCIAL	RESIDENTIAL	COMMERCIAL
Floors/Patios	✓	✓	✓	✓	✓
Walls/Backsplashes	✓	✓	✓	✓	✓
Countertops	✓	✓	✓	✓	✓
Pool Decking	✓			✓	
Pool Linings	✓	✓	✓	✓	✓

Suitable for freezing and non-freezing climates when proper installation methods are followed.

## NOTES

Special care should be taken when grouting with dark pigmented colors. A grout release is recommended to prevent finely powdered pigments from lodging in the pores of the surface. Use of a latex modified thin-set is recommended for installation.

Since there are variations in all fired ceramic products, tile and trim supplied for your particular installation may not match these samples. Final color selection should be made from actual tiles and trim and not from tile and trim samples or color reproductions. Manufactured in accordance with ANSI A137.1 standards.

Water, oil, grease, etc. create slippery conditions. Floor applications with exposure to these conditions require extra caution in product selection. Not for use on ramps.

For additional information refer to "Factors to Consider" at [www.daltile.com/CommercialFactors](http://www.daltile.com/CommercialFactors) or [www.daltile.com/ResidentialFactors](http://www.daltile.com/ResidentialFactors).



By their very design, Daltile products can help make it easier for you to earn LEED™ points and/or points towards many industry leading green home building programs. From using recycled material content to establishing manufacturing facilities within 500 miles of your project, we help ensure you don't have to compromise your design to be environmentally conscious. For detailed information, visit [daltilegreenworks.com](http://daltilegreenworks.com).



POST CONSUMER RECYCLED MATERIALS



PRE CONSUMER RECYCLED MATERIALS



MADE IN THE U.S.A.



LINEAR OPTIONS



EXTERIOR PRODUCT



All or selected items within this series are made in the USA. For more information visit [www.daltile.com/CliffPointe](http://www.daltile.com/CliffPointe)

## TRIM

	TYPE	NUMBER	SIZE	PCS. PER CARTON
	Bullnose	S-43C9	3 x 12	30
	Cove Base*	S-36C9T	6 x 12	30
	Cove Base Outcorner	SC-36C9T	1 x 6	15

Cove base and corner are clay body ceramic and recommended for applications in non-freezing climates only.

\* Cove Base trim is intended to coordinate with floor field tile in the standard 90-degree installation position.

## SHADE VARIATION



MEDIUM (V2)  
Color variation within each tile.

## INSTALLATION

THICKNESS	GROUT JOINT RECOMMENDATION
5/16"	3/16"

## DYNAMIC C.O.F. (WET) : 2

The higher the rating, the higher the slip resistance.

1 < .42

2 ≥ .42

## STATIC C.O.F. (WET) : 3

1 < .50

2 .50 - .59

3 ≥ .60

## TEST RESULTS

	ASTM#	FLOOR RESULT
Water Absorption	C373	< 0.5%
Breaking Strength	C648	> 275 lbs
Scratch Hardness	MOHS	9.0
Chemical Resistance	C650	Resistant
Dynamic C.O.F.	A137.1	≥ 0.42
Static C.O.F.	C1028	Wet: ≥ 0.60 Dry: ≥ 0.65
Abrasion Resistance	C1027	4

Dynamic C.O.F. (Wet) value as measured by the DCOF AcuTest™ helps to assess a products suitability for a commercial environment. For more information, visit our website at [www.daltile.com/DCOF](http://www.daltile.com/DCOF).



daltile®

7834 C. F. Hawn Freeway | Dallas, TX 75217 | 214.398.1411 800.933.TILE  
For more information about Daltile products and services, visit our website at [daltile.com](http://daltile.com)