

Power + Data



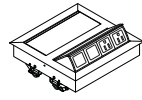
Center Console133
Surface Mount133
Power Data Module133
In-Surface Mount133-134
Power Strip134
Pull-Up Power Unit135
Pop-Power Unit135
Wire Management Tray135

Power + Data

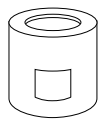
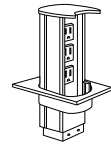
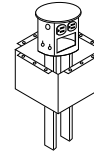
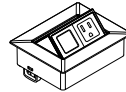
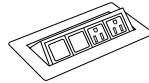
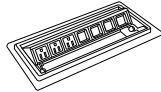
Base Compatibility

Use the chart to determine which power and data units are compatible with Jofco bases.

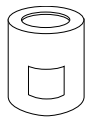
Note: Ability to place electrical unit above base is determined by size of base opening.



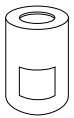
unit includes
wire management tray



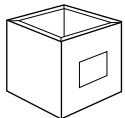
GP8NCJ-0030



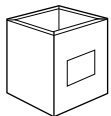
GP8NCYJ-0024



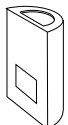
GP8NCYJ-0020



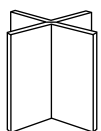
GP8NSQJ-3030



GP8NSQJ-2424



GP8NDCJ-1224



25" & 29"
X Base

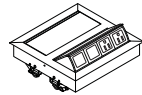
GP9ACD1-0808	GP9ACS1-0713	GP9ACS1-0408	GP9ACS1-0405	GP9ACO1-0505	GP9ACC1-0408	GP9ACU1-0403
place left, center or right of base base conceals wires	place left, center or right of base base conceals wires	place left, center or right of base base conceals wires	place left, center or right of base base conceals wires	place center of base base conceals wires	place left, center or right of base base conceals wires	place center of base base conceals wires
place left, center or right of base base conceals wires	place left, center or right of base base conceals wires	place left, center or right of base base conceals wires	place left, center or right of base base conceals wires	place center of base base conceals wires	place left, center or right of base base conceals wires	place center of base base conceals wires
place left or right of base	place left or right of base	place left or right of base	place left, center or right of base base conceals wires	N/A	place left or right of base	place center of base base conceals wires
place left, center or right of base base conceals wires	place left, center or right of base base conceals wires	place left, center or right of base base conceals wires	place left, center or right of base base conceals wires	place center of base base conceals wires	place left, center or right of base base conceals wires	place center of base base conceals wires
place left, center or right of base base conceals wires	place left, center or right of base base conceals wires	place left, center or right of base base conceals wires	place left, center or right of base base conceals wires	place center of base base conceals wires	place left, center or right of base base conceals wires	place center of base base conceals wires
place left or right of base	place left or right of base	place left or right of base	place left, center or right of base base conceals wires	N/A	place left or right of base	place center of base base conceals wires
place left or right of base	place left or right of base	place left or right of base	place left or right of base	N/A	place left or right of base	N/A

Power + Data

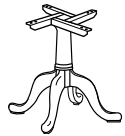
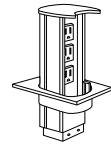
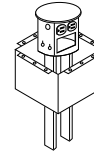
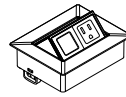
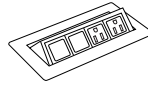
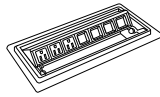
Base Compatibility

Use the chart to determine which power and data units are compatible with Jofco bases.

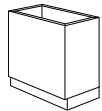
Note: Ability to place electrical unit above base is determined by size of base opening.



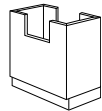
unit includes
wire management tray



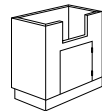
Trad-FG & Trad-4



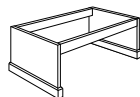
Traditional and
Contemporary



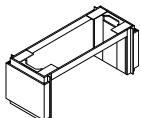
Traditional and
Contemporary



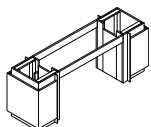
Traditional and
Contemporary



Panel Bases
All Sizes



Collective*Panel Bases
All Sizes



Rectangular Bases
All Sizes

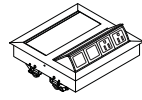
	GP9ACD1-0808	GP9ACS1-0713	GP9ACS1-0408	GP9ACS1-0405	GP9ACO1-0505	GP9ACC1-0408	GP9ACU1-0403
Trad-FG & Trad-4	place left or right of base	place left or right of base	place left or right of base	place left or right of base	N/A	place left or right of base	N/A
Traditional and Contemporary	place left, center or right of base base conceals wires	place left, center or right of base base conceals wires	place left, center or right of base base conceals wires	place left, center or right of base base conceals wires	place center of base base conceals wires	place left, center or right of base base conceals wires	place center of base base conceals wires
Traditional and Contemporary	place left, center or right of base base conceals wires	place left, center or right of base base conceals wires	place left, center or right of base base conceals wires	place left, center or right of base base conceals wires	place center of base base conceals wires	place left, center or right of base base conceals wires	place center of base base conceals wires
Traditional and Contemporary	place left, center or right of base base conceals wires	place left, center or right of base base conceals wires	place left, center or right of base base conceals wires	place left, center or right of base base conceals wires	place center of base base conceals wires	place left, center or right of base base conceals wires	place center of base base conceals wires
Panel Bases All Sizes	place left or right of base	place left or right of base	place left or right of base	place left or right of base	N/A	place left or right of base	N/A
Collective*Panel Bases All Sizes	place left, center / off center or right of base base conceals wires	place in between outside bases base conceals wires	place left, center / off center or right of base base conceals wires	place left, center / off center or right of base base conceals wires	place left or right of base base conceals wires	place left, center / off center or right of base base conceals wires	place left or right of base base conceals wires
Rectangular Bases All Sizes	place left, center or right of base base conceals wires	place left, center or right of base base conceals wires	place left, center or right of base base conceals wires	place left, center or right of base base conceals wires	place center of base base conceals wires	place left, center or right of base base conceals wires	place center of base base conceals wires

Power + Data

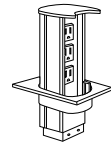
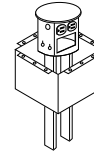
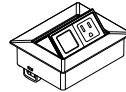
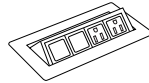
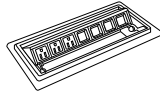
Base Compatibility

Use the chart to determine which power and data units are compatible with Jofco bases.

Note: Ability to place electrical unit above base is determined by size of base opening.

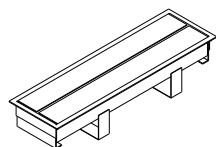


unit includes
wire management tray

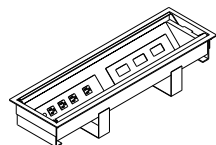


	GP9ACD1-0808	GP9ACS1-0713	GP9ACS1-0408	GP9ACS1-0405	GP9ACO1-0505	GP9ACC1-0408	GP9ACU1-0403
place left or right of base	place left or right of base	place left or right of base	place left or right of base	place left or right of base	N/A	place left or right of base	N/A
base conceals wires	base conceals wires	base conceals wires	base conceals wires	base conceals wires	N/A	base conceals wires	N/A
place left or right of base	place left or right of base	place left or right of base	place left or right of base	place left or right of base	N/A	place left or right of base	N/A
place left or right of base	place left or right of base	place left or right of base	place left or right of base	place left or right of base	N/A	place left or right of base	N/A
place left or right of base	place left or right of base	place left or right of base	place left or right of base	place left or right of base	N/A	place left or right of base	N/A
place left or right of base	place left or right of base	place left or right of base	place left or right of base	place left or right of base	N/A	place left or right of base	N/A

CENTER CONSOLE	DESCRIPTION/NOTES	MODEL	W	D	H	PRICE
----------------	-------------------	-------	---	---	---	-------



closed



open

30" w Center Console

GP9ACT1-0930

30

9

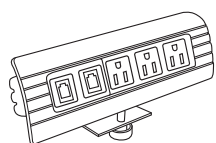
5,699

Standard Features

brushed aluminum with retractable doors
unit can be closed during use
8 power receptacles and 6 telecom plates
one plate with cord management installed
one plate contains three RJ45 (data)
installed
one plate contains one USB inline, one
RJ11 (voice) and one RJ45 (data) installed
three plates are blank and can be
populated by the end user
contact customer service for additional
voice and data capabilities
ports include the place covers and are
configured with the jack/couplers,
additional wiring maybe needed in the
field

Specify Options

SURFACE MOUNT	DESCRIPTION/NOTES	MODEL	W	D	H	PRICE
---------------	-------------------	-------	---	---	---	-------



Edge Mount Electrical

GP9ACE1-0310

10

3

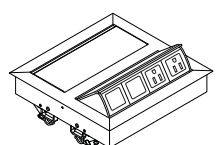
395

Standard Features

mounts to the edge of the work surface
¾" to 1¾" thick
clear anodized aluminum
three electrical outlets
one voice port
one data port
voice/data adapter kit
voice/data jacks & couplers sold separately
6 ft, 15 amp cord
UL listed

Specify Options

POWER DATA MODULE	DESCRIPTION/NOTES	MODEL	W	D	H	PRICE
-------------------	-------------------	-------	---	---	---	-------



Power Data Module

GP9ACD1-0808

8

8¼

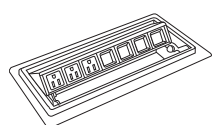
1,170

Standard Features

clear anodized aluminum
unit to remain open during use
one touch accessibility
two electrical outlets each side
two voice/data ports each side
voice/data adapter kit
voice/data jacks & couplers sold separately
two 10 ft, 15 amp cords
wire management tray included
UL approved
field installed

Specify Options

IN-SURFACE MOUNT	DESCRIPTION/NOTES	MODEL	W	D	H	PRICE
------------------	-------------------	-------	---	---	---	-------



In-surface Mount

GP9ACS1-0713

12½

7½

789

Standard Features

clear anodized aluminum
unit can be closed during use
one touch accessibility
three electrical outlets
four voice/data ports
voice/data adapter kit
voice/data jacks & couplers sold separately
6 ft, 15 amp cord
UL listed
field installed

Specify Options

How To Order:

Specify model number and options listed with each product section. **Options marked with an asterisk are required.** Failure to do so will delay order processing. Options without an asterisk will be made standard if not otherwise specified.

IN-SURFACE MOUNT	DESCRIPTION/NOTES	MODEL	W	D	H	PRICE
------------------	-------------------	-------	---	---	---	-------



Work Surface Power and Communications Center

GP9ACC1-0408

8 1/8" 4 3/8" 2 7/8"

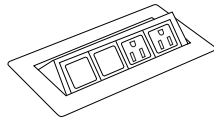
589

Standard Features

two electrical outlets
one voice/data port
voice/data adapter kit
voice/data jacks & couplers sold separately
6 ft, 15A/125V cord
self closing lid (spring loaded)
recesses in the bottom permit excess cord storage when unit is in use for extended time period
field installed

Specify Options

IN-SURFACE MOUNT	DESCRIPTION/NOTES	MODEL	W	D	H	PRICE
------------------	-------------------	-------	---	---	---	-------



In-surface Mount

GP9ACS1-0408

4" 8 3/8"

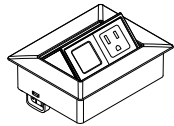
688

Standard Features

clear anodized aluminum
one touch accessibility
two electrical outlets
two voice/data ports
voice/data adapter kit
voice/data jacks & couplers sold separately
6 ft, 15 amp cord
UL listed
fits in tops 3/4" to 1 3/4" thick
field installed

Specify Options

IN-SURFACE MOUNT	DESCRIPTION/NOTES	MODEL	W	D	H	PRICE
------------------	-------------------	-------	---	---	---	-------



Voice/Data Module

GP9ACS1-0405

5" 3 3/4"

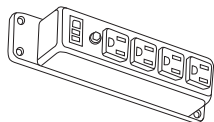
495

Standard Features

anodized aluminum
one touch accessibility
one electrical outlet
one voice/data port
voice/data adapter kit
voice/data jacks sold separately
6 ft, 15 amp cord
field installed

Specify Options

POWER STRIP	DESCRIPTION/NOTES	MODEL	W	D	H	PRICE
-------------	-------------------	-------	---	---	---	-------



Power Strip

GP9ACP1-0212

17 1/8" 1 1/2" 8"

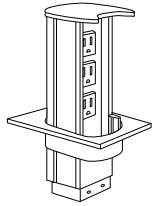
59

Standard Features

includes switch
power surge with 10' cord
four electrical outlets
field installed

Specify Options

PULL-UP POWER UNIT	DESCRIPTION/NOTES	MODEL	W	D	H	PRICE
--------------------	-------------------	-------	---	---	---	-------



Pull-Up Power Unit

GP9ACU1-0403

2½ 4½ 8¼

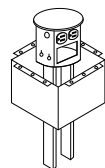
333

Standard Features

easy access to electrical outlets at table-top height
equipped with circuit breaker
3 outlets
6 ft cord
UL listed
field installed

Specify Options

POP-UP POWER UNIT	DESCRIPTION/NOTES	MODEL	W	D	H	PRICE
-------------------	-------------------	-------	---	---	---	-------



Pop-Up Power Unit

GP9ACO1-0505

5½ 5½ 6

1,009

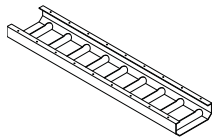
Standard Features

use in cylinder & square bases
steel construction
two duplexes, on two opposing sides
15 amp circuit breaker
6 ft 14/3 SJT power cord with molded 15 amp plug
two locations for technology (purchased separately), on two opposing sides
spring activated
9"x 9" under worksurface box

Specify Options

1. textured black or brushed stainless steel top finish*

WIRE MANAGMENT TRAYS	DESCRIPTION/NOTES	MODEL	W	D	H	PRICE
----------------------	-------------------	-------	---	---	---	-------



Wire Management Trays

GP9WMT1-0845

45 7½

176

GP9WMT1-0835

35 7½

149

GP9WMT1-0825

25 7½

120

Standard Features

silver powder-coated finish
four hanging brackets(CI2C00) included

Specify Options

How To Order:

Specify model number and options listed with each product section. **Options marked with an asterisk are required.** Failure to do so will delay order processing. Options without an asterisk will be made standard if not otherwise specified.