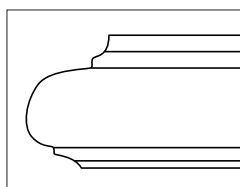


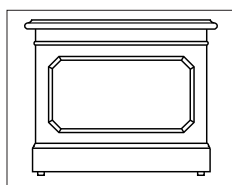
Wellington Conference Tables

How To Order

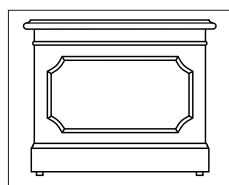
1. State Quantity
2. Specify Model Number
3. Select the Molding for Tables with Panel Base:
Wellington - WLM
Westminster - WSM
Windsor - WNM
Without Molding - WOM
4. Select Walnut or Cherry Wood Species
5. Select Finish
On Walnut Wood Species:
Mocha
Paprika
Toffee
Tuscany
Amaretto
Sienna
Grisaille
Espresso
On Cherry Wood Species:
Caramel
Gingersnap
Merlot
Bordeaux
Java



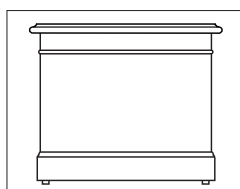
Federal Edge Profile
Accepts Laminate Top



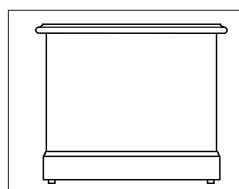
Wellington Molding
Use WLM pricing column



Westminster Molding
Use WSM pricing column

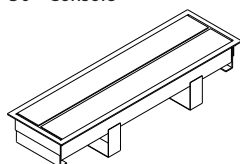


Windsor Molding
Use WNM pricing column

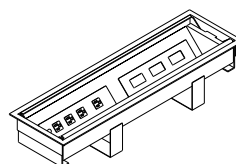


Without Molding
Use WOM pricing column

30" Console




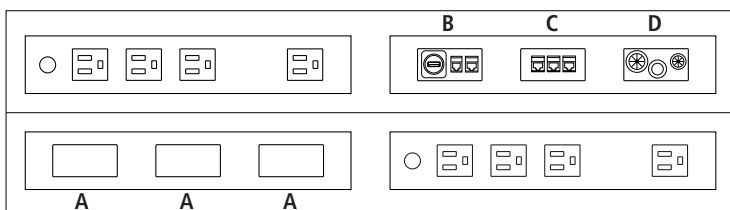
Closed



Open

Console Outlets

There are four parts to the console. The top view shown below illustrates where they are located. Two sections contain four power receptacles. Opposite of the power sections are three telecom plates for voice and data capabilities.



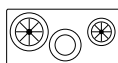
A Three plates are blank and can be populated by the end user.



B One plate contains one USB inline XLR body, one RJ11 CAT 3, and one RJ45 CAT 6.



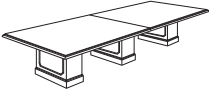
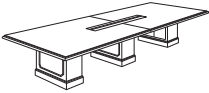
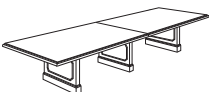

C One plate contains three RJ45 CAT 6.



D One plate is outfitted with three circular cord minders which allow for wires to move in and out the center console.

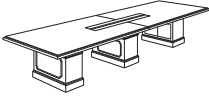
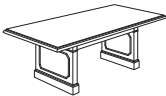
Example:

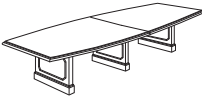



(1) WE8JRR4-60144.Wellington
Molding.Walnut.Tuscany.

WELLINGTON	DESCRIPTION/NOTES	MODEL	W	D	H	WOM	WNM	WLM	WSM
	Rectangular Table Standard Features top shaped all sides solid hardwood rims veneer is reverse slip-matched top is two sections ¾" h apron base: (3) GP8NRT1-1230, 30" x 12" hardwood solids and veneers flat cut, book-matched vertical veneers adjustable glides seats 10 to 12	WE8JRR4-60144	144	60	29	11,459	11,546	11,877	11,877
	Specify Options 1. wellington, westminster, windsor or without molding* 2. walnut or cherry veneer* 3. finish* 4. limited laminate selection, call for availability								
	Rectangular Table with Power Standard Features top shaped all sides solid hardwood rims veneer is reverse slip-matched top is two sections ¾" h apron 30" w GP9ACT1-0930 console includes 8 power receptacles and 6 telecom plates console is brushed aluminum with retractable doors base: (2) GP8NRTK-1230, 30" x 12" open wire access, top of panel access door, 12½" x 11½", 6" from floor (1) GP8NRTL-1230, 30" x 12" open wire access, top of both sides flat cut, book-matched vertical veneers adjustable glides seats 10 to 12	WE8JRR4-60144	144	60	29	17,363	17,450	17,783	17,783
	Specify Options 1. wellington, westminster, windsor or without molding* 2. walnut or cherry veneer* 3. finish* 4. limited laminate selection, call for availability								
	Rectangular Table Standard Features top shaped all sides solid hardwood rims veneer is reverse slip-matched top is two sections ¾" h apron panels are 2¼" thick base: WE8NPT1-31114, 113¾ x 31¼ flat cut, book-matched vertical veneers horizontal rail is 4¼" h adjustable glides seats 10	WE8JRP4-48144	144	48	29	9,738	9,905	10,282	10,282
	Specify Options 1. wellington, westminster, windsor or without molding* 2. walnut or cherry veneer* 3. finish* 4. laminate top, no upcharge								
	Rectangular Table Standard Features top shaped all sides solid hardwood rims veneer is reverse slip-matched top is two sections ¾" h apron panels are 2¼" thick base: WE8NPT1-3190, 89½ x 31¼ flat cut, book-matched vertical veneers horizontal rail is 4¼" h adjustable glides seats 8	WE8JRP4-48120	120	48	29	7,962	8,018	8,240	8,240
	Specify Options 1. wellington, westminster, windsor or without molding* 2. walnut or cherry veneer* 3. finish* 4. laminate top, no upcharge								

How To Order:

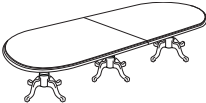
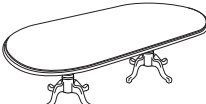


Specify model number and options listed with each product section. **Options marked with an asterisk are required.** Failure to do so will delay order processing. Options without an asterisk will be made standard if not otherwise specified.

WELLINGTON	DESCRIPTION/NOTES	MODEL	W	D	H	WOM	WNM	WLM	WSM
	Rectangular Table with Power Standard Features top shaped all sides solid hardwood rims veneer is reverse slip-matched top is two sections ¾" h apron 30" w GP9ACT1-0930 console includes 8 power receptacles and 6 telecom plates console is brushed aluminum with retractable doors base: (2) GP8NRTK-1224, 24" x 12" open wire access, top of panel access door, 12½" x 11⅞", 6" from floor (1) GPNRTL-1224, 24" x 12" open wire access, top of both sides flat cut, book-matched vertical veneers adjustable glides 144" seats 10 120" seats 8	WE8JRRC-48144 WE8JRRC-48120	144	48	29	15,809	15,929	16,228	16,228
			120	48	29	13,876	13,996	14,294	14,294
	Rectangular Table Standard Features top shaped all sides solid hardwood rims veneer is reverse slip-matched ¾" h apron panels are 2¼" thick 96" base: WE8NPT1-3172 72" base: WE8NPT1-2548 flat cut, book-matched vertical veneers horizontal rail is 4¼" h adjustable glides 96" seats 6 to 8 72" seats 6	WE8JRP4-4896 WE8JRP4-3672	96	48	29	6,550	6,605	6,829	6,829
			72	36	29	4,185	4,242	4,464	4,464

WELLINGTON	DESCRIPTION/NOTES	MODEL	W	D	H	WOM	WNM	WLM	WSM
	Boat Shape Table Standard Features top shaped all sides solid hardwood rims veneer is reverse slip-matched top is two sections ¾" h apron base: WE8NPT1-31114 panels are 2¼" thick flat cut, book-matched vertical veneers horizontal rail is 4¼" h adjustable glides seats 10	WE8JBP4-48144	144	48	29	10,259	10,347	10,678	10,678
	Specify Options 1. wellington, westminster, windsor or without molding* 2. walnut or cherry veneer* 3. finish* 4. laminate top, no upcharge								
	Boat Shape Table Standard Features top shaped all sides solid hardwood rims veneer is reverse slip-matched top is two sections ¾" h apron base: WE8NPT1-31190 panels are 2¼" thick flat cut, book-matched vertical veneers horizontal rail is 4¼" h adjustable glides seats 8	WE8JBP4-48120	120	48	29	8,441	8,497	8,721	8,721
	Specify Options 1. wellington, westminster, windsor or without molding* 2. walnut or cherry veneer* 3. finish* 4. laminate top, no upcharge								
	Boat Shape Table with Power Standard Features top shaped all sides solid hardwood rims veneer is reverse slip-matched top is two sections ¾" h apron 30" w GP9ACT1-0930 console includes 8 power receptacles and 6 telecom plates console is brushed aluminum with retractable doors base: (2) GP8NRTK-1224, 24" x 12" open wire access, top of panel access door, 12½" x 11½", 6" from floor (1) GP8NRTL-1224, 24" x 12" open wire access, top of both sides flat cut, book-matched vertical veneers adjustable glides 144" seats 10 120" seats 8	WE8JBRC-48144 WE8JBRC-48120	144 120	48 48	29 29	16,330 14,356	16,371 14,476	16,624 14,776	16,624 14,776
	Specify Options 1. wellington, westminster, windsor or without molding* 2. walnut or cherry veneer* 3. finish* 4. laminate top, no upcharge								
	Boat Shape Table Standard Features top shaped all sides solid hardwood rims veneer is reverse slip-matched ¾" h apron base: WE8NPT1-31172 panels are 2¼" thick flat cut, book-matched vertical veneers horizontal rail is 4¼" h adjustable glides seats 6 to 8	WE8JBP4-4896	96	48	29	6,984	7,038	7,263	7,263
	Specify Options 1. wellington, westminster, windsor or without molding* 2. walnut or cherry veneer* 3. finish* 4. laminate top, no upcharge								

How To Order:

Specify model number and options listed with each product section. **Options marked with an asterisk are required.** Failure to do so will delay order processing. Options without an asterisk will be made standard if not otherwise specified.

WELLINGTON	DESCRIPTION/NOTES	MODEL	W	D	H	PRICE
	Racetrack Top Table	WE8JOT4-48144	144	48	29	11,729
		WE8JOT4-48120	120	48	29	10,580
	Standard Features shaped top solid hardwood rims veneer is reverse slip-matched top is two sections 1½" h apron base: (3) GP8NTR4-0038 37½" span between legs adjustable glides 144" seats 10 120" seats 8	Specify Options 1. walnut or cherry veneer* 2. finish* 3. laminate top, no upcharge				
	Racetrack Top Table	WE8JOT4-4896	96	48	29	7,321
	Standard Features shaped top solid hardwood rims veneer is reverse slip-matched 1½" h apron base: (2) GP8NTR4-0038 37½" span between legs adjustable glides seats 6 to 8	Specify Options 1. walnut or cherry veneer* 2. finish* 3. laminate top, no upcharge				
	Round Table	WE8JDT4-0048	48	48	29	4,546
		WE8JDT4-0042	42	42	29	4,326
	Standard Features shaped top solid hardwood rims veneer is reverse slip-matched 1½" h apron base: GP8NTR4-0038 37½" span between legs adjustable glides seats 4	Specify Options 1. walnut or cherry veneer* 2. finish* 3. laminate top, no upcharge				
	Round Table	WE8JDG4-0036	36	36	29	2,914
	Standard Features shaped top solid hardwood rims veneer is reverse slip-matched 1½" h apron base: GP8NFG4-0031 30½" span between legs adjustable glides seats 3	Specify Options 1. walnut or cherry veneer* 2. finish* 3. laminate top, no upcharge				