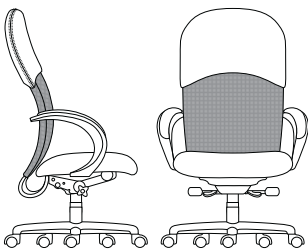
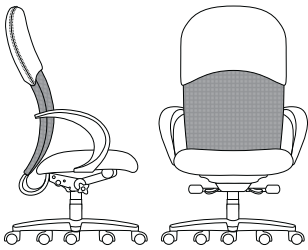
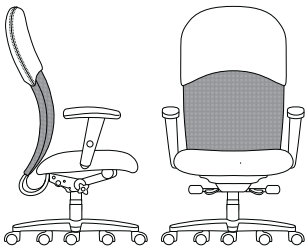
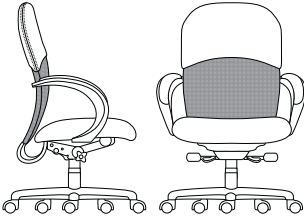
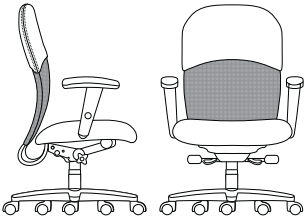


CONVEX FLEX	DESCRIPTION/NOTES	MODEL	W	D	H	WT	LIST PRICE PER GRADE
	Convex Flex Swivel Standard Features high back, upholstered with mesh support graded price includes combination textile/mesh upholstered seat curved polished aluminum, upholstered arm cap C946 base, polished aluminum seat width: 20½ seat height: 18¼ - 22 seat depth: 18½ arm height: 27 - 30½ com ydg: 1½ col sq ft: 27 frame interior is molded ergonomic back in plywood and molded plywood seat; seat interior is high resilient, contour molded foam; back interior is high resilient foam; arm is curved polished aluminum with upholstered arm cap; adjustment is knee-tilt synchronized seat and back tilt; side activated seat slider with spring return allows 2½" adjustment of seat depth; back height adjustment with five positions; caster is hard tread	UET7711 C946	28	22½	50¼	49	COM 1573 A 1600 B 1618 C 1637 D 1656 E 1675 F 1708 G 1746 H 1783 I 1825 J 1870 K 1918 L 1971 M 2027 COL 1679 LE1 1679 LE2 1790 LE3 1844 LE4 2026
	Specify Options 1. textile or leather* 2. mesh color: earth, jet, silver sage or cornsilk* 3. C956 base, no upcharge						
	Convex Flex Swivel Standard Features high back, upholstered with mesh support graded price includes combination textile/mesh upholstered seat curved black rigid urethane arm C956 base, molded rigid urethane seat width: 20½ seat height: 18¼ - 22 seat depth: 18½ arm height: 27 - 30½ com ydg: 1½ col sq ft: 27 frame interior is molded ergonomic back in plywood and molded plywood seat; seat interior is high resilient, contour molded foam; back interior is high resilient foam; arm is molded rigid urethane with steel insert; adjustment is knee-tilt synchronized seat and back tilt; side activated seat slider with spring return allows 2½" adjustment of seat depth; back height adjustment with five positions; caster is hard tread	UET7713 C956	25½	22½	50¼	52	COM 1250 A 1277 B 1295 C 1314 D 1333 E 1352 F 1385 G 1423 H 1460 I 1502 J 1547 K 1595 L 1648 M 1704 COL 1356 LE1 1356 LE2 1467 LE3 1521 LE4 1703
	Specify Options 1. textile or leather* 2. mesh color: earth, jet, silver sage or cornsilk* 3. C946 base, add \$120						
	Convex Flex Swivel Standard Features high back, upholstered with mesh support graded price includes combination textile/mesh upholstered seat rotating black resin adjustable arm C956 base, molded rigid urethane seat width: 19½ seat height: 18½ - 22 seat depth: 18½ arm height: 24½ - 27½ / 29½ com ydg: 1½ col sq ft: 27 frame interior is molded ergonomic back in plywood and molded plywood seat; seat interior is high resilient, contour molded foam; back interior is high resilient foam; arm is adjustable height, rotating with molded pad; adjustment is knee-tilt synchronized seat and back tilt; side activated seat slider with spring return allows 2½" adjustment of seat depth; back height adjustment with five positions; caster is hard tread	UET7715 C956	28	22½	50¼	45	COM 1323 A 1350 B 1368 C 1387 D 1406 E 1425 F 1458 G 1496 H 1533 I 1575 J 1620 K 1668 L 1721 M 1777 COL 1429 LE1 1429 LE2 1540 LE3 1594 LE4 1776
	Specify Options 1. textile or leather* 2. mesh color: earth, jet, silver sage or cornsilk* 3. C946 base, add \$120						

How To Order:

Specify model number and options listed with each product section. **Options marked with an asterisk are required.** Failure to do so will delay order processing. Options without an asterisk will be made standard if not otherwise specified.
EX: UGA2640.Merlot.Alloy.MilestoneMediumGray

CONVEX FLEX	DESCRIPTION/NOTES	MODEL	W	D	H	WT	LIST PRICE PER GRADE
	Convex Flex Swivel Standard Features mid back, upholstered with mesh support graded price includes combination textile/mesh upholstered seat curved polished aluminum, upholstered arm cap C946 base, polished aluminum seat width: 20½ seat height: 18¼ - 22 seat depth: 18½ arm height: 27 - 30½ com ydg: 1½ col sq ft: 27 frame interior is molded ergonomic back in plywood and molded plywood seat; seat interior is high resilient, contour molded foam; back interior is high resilient molded foam; arm is curved polished aluminum with upholstered arm cap; adjustment is knee-tilt synchronized seat and back tilt; side activated seat slider with spring return allows 2½" adjustment of seat depth; back height adjustment with five positions; caster is hard tread	UMT7721 C946 Specify Options 1. textile or leather* 2. mesh color: earth, jet, silver sage or cornsilk* 3. C956 base, no upcharge	28	22½	46½	49	COM 1469 A 1496 B 1514 C 1533 D 1552 E 1571 F 1604 G 1642 H 1679 I 1721 J 1766 K 1814 L 1867 M 1923 COL 1575 LE1 1575 LE2 1686 LE3 1740 LE4 1922
	Convex Flex Swivel Standard Features mid back, upholstered with mesh support graded price includes combination textile/mesh upholstered seat curved black rigid urethane arm C956 base, molded rigid urethane seat width: 20½ seat height: 18¼ - 21 seat depth: 18½ arm height: 26¾ - 29¼ com ydg: 1½ col sq ft: 27 frame interior is molded ergonomic back in plywood and molded plywood seat; seat interior is high resilient, contour molded foam; back interior is high resilient molded foam; arm is curved black rigid urethane with steel insert; adjustment is knee-tilt synchronized seat and back tilt; side activated seat slider with spring return allows 2½" adjustment of seat depth; back height adjustment with five positions; caster is hard tread	UMT7723 C956 Specify Options 1. textile or leather* 2. mesh color: earth, jet, silver sage or cornsilk* 3. C946 base, add \$120	25½	22½	46	52	COM 1164 A 1191 B 1209 C 1228 D 1247 E 1266 F 1299 G 1337 H 1374 I 1416 J 1461 K 1509 L 1562 M 1618 COL 1270 LE1 1270 LE2 1381 LE3 1435 LE4 1617
	Convex Flex Swivel Standard Features mid back, upholstered with mesh support graded price includes combination textile/mesh upholstered seat rotating black resin adjustable arm C956 base, molded rigid urethane seat width: 19½ seat height: 18½ - 22 seat depth: 18½ arm height: 24½ - 27½ / 29½ com ydg: 1½ col sq ft: 27 frame interior is molded ergonomic back in plywood and molded plywood seat; seat interior is high resilient, contour molded foam; back interior is high resilient foam; arm is adjustable height, rotating with molded pad; adjustment is knee-tilt synchronized seat and back tilt; side activated seat slider with spring return allows 2½" adjustment of seat depth; back height adjustment with five positions; caster is hard tread	UMT7725 C956 Specify Options 1. textile or leather* 2. mesh color: earth, jet, silver sage or cornsilk* 3. C946 base, add \$120	28	22½	46	45	COM 1235 A 1262 B 1280 C 1299 D 1318 E 1337 F 1370 G 1408 H 1445 I 1487 J 1532 K 1580 L 1633 M 1689 COL 1341 LE1 1341 LE2 1452 LE3 1506 LE4 1688