



Prices effective September 4, 2012

HermanMiller Collection

Introduction	page 2
HermanMiller Collection	
Seating	3
Side and Stacking Chairs	5
Lounge Seating	33
Stools	61
Benches	73
Work Chairs	77
Sofas	86
Desks and Tables	99
Desks	101
Tables	103
Occasional Tables	166
Storage	183
Accessories	253
Outdoor Furniture	257
Seating	259
Tables	276
Indices	289
By Name	289
By Number	293
Appendices	
To view and/or print price book appendices, select the appropriate price book from HermanMiller.com.	

Introduction

A Note on the Organization of This Book

There are a few signals that will help you understand the organization of this book. Once you know them, you should be able to find your way around easily.

Like a newspaper, this book is formatted with columns of text and illustrations that run vertically.

Information wraps from one column to the next and continues for as many pages as it needs to.

Black bars are clues.

A black bar at the top of a page signals the start of information about a product.

This information is divided into two sections, each signaled by a black bar. Product Information includes a description, additional notes, and dimensional drawings. Specification Information, which always begins at the top of a column, includes a series of steps. Each step represents a decision you need to make in order to complete your product number. Steps must be followed sequentially. The number of pages needed to complete information on a product varies; some will be complete in one page; others may fill three or four pages. Just continue going through the steps until you run into the next product, signaled by the black bar at the top of the page.

Black tabs running along the outside edge of the page help you locate what section you are in or what section you want to go to. You can thumb forwards or backwards to find a section; tabs and text appear on both sides of the page.

The additional pages in the back of the book include the appendices and indices. They are signaled by a long black bar running along the outside edge of the page.

The index is presented two ways.

The first index is in alphabetical order by product name. It can be helpful if you are new to the products and numbering scheme or if you are looking for a type of product, such as work chair or round table.

The second index is by product number. It lists, in alphanumeric order, the base product number, typically a five-digit number.

General Information

This book is effective September 4, 2012, subject to change without notice. Products may be purchased from authorized Herman Miller dealers who will quote prices upon request. For more information about our products and services or to see a list of dealers, visit www.HermanMiller.com.


All prices are list prices. Additional services, such as planning services, design, storage, and installation, are not included and must be added to these prices when the additional services are requested.


Illustrations, specifications, and prices are based on the latest information at the time of publication. The right is reserved to make changes at any time without notice in prices, fabrics, finishes, materials, specifications, and models, and also to discontinue models and finishes.

Dimensions shown in the drawings are engineering drawing dimensions rounded up to the nearest $\frac{1}{8}$ ". Product is shipped set up or knocked down. Products that include "Shipped knocked down" in the description require some assembly. If this statement does not appear in the description, the product is shipped assembled.

Service problems are normally handled by a Herman Miller authorized dealer. Where this cannot be accomplished on a local level, service problems should be referred to the Customer Care Representative for your region, Herman Miller, Inc., Zeeland, Michigan 49464.

20-Day or Less/Assigned Lead-Time Shipments

All products and options in this price book not designated by an Assigned Program icon  will ship in **20 business days or less** after being acknowledged by Herman Miller.

Products and options designated by an  are on the assigned lead-time program and may ship in 20 days, less than 20 days, or more than 20 days from order acknowledgement.

Side & Stacking Chairs

Lounge Seating

Stools


Benches

Work Chairs

Sofas

Eames® Aluminum Group Side Chair

EA306
EA308



Product Information

Description

This low-back chair has a lightweight aluminum frame with suspended upholstery. It has a 4-star base with 1/2" (GD) glides for hard floors or carpet and fixed seat height. The chair is available with or without a swivel mechanism.

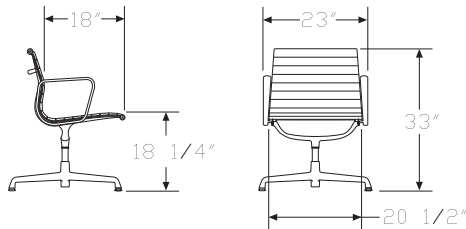
Notes

Chair is tested and warranted for use by persons 300 pounds and under. When chair is specified with Cygnus™ mesh, it meets CAL 133 requirements.

For description of glide, see Casters and Glides in Appendices.

Customer's Own Material (COM) requires 1 1/3 yards. Customer's Own Leather (COL) requires 45 square feet. See Order Information in Appendices.

Dimensions



Specification Information

Step 1.

EA30 A

Step 2. Arms

6 no arms A

8 arms A

Step 3. Swivel

S swivel base A

F fixed base, no swivel A

Prices for Steps 1-3.

EA306 S	\$1205
F	\$1283

EA308 S	\$1582
F	\$1660

Step 4. Base/Frame Finish

91 white A +\$87

G2 graphite satin A +\$69


L polished aluminum A +\$0

Step 5. Fabric

Price Category 1	+\$0
Price Category 2	+\$48
Price Category 3	+\$90
Price Category 4	+\$138
Price Category 7 <input type="checkbox"/> A	+\$180
Price Category 9	+\$591
Price Category 11	+\$768
Price Category B	+\$39
Price Category E	+\$94
Price Category F	+\$130
Price Category H	+\$224
Price Category I	+\$278
Price Category K	+\$390
Price Category R	+\$1287
Price Category V	+\$2434

Eames® Soft Pad Side Chair

EA406
EA408



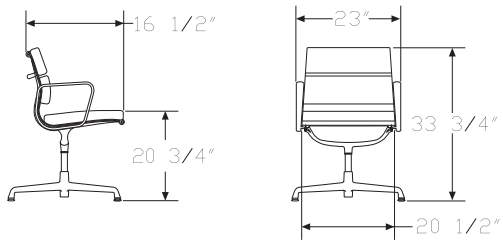
Herman Miller Collection — Side & Stacking Chairs

Product Information

Description
This low-back chair has a lightweight aluminum frame and 2" thick upholstered foam cushions. It has a 4-star base with 1/2" (GD) glides for hard floors or carpet and fixed seat height. The chair is available with or without a swivel mechanism.

Notes
Chair is tested and warranted for use by persons 300 pounds and under. For description of glides, see Casters and Glides in Appendices. Customer's Own Material (COM) requires 2 1/2 yards. Customer's Own Leather (COL) requires 45 square feet. See Order Information in Appendices.

Dimensions



Specification Information

Step 1.

EA40 A

Step 2. Arms

- 6** no arms A
- 8** arms A

Step 3. Swivel

- S** swivel base A
- F** fixed base, no swivel A

Prices for Steps 1-3.

EA406 S	\$2179
F	\$2257
<hr/>	
EA408 S	\$2556
F	\$2634

Step 4. Base/Frame Finish

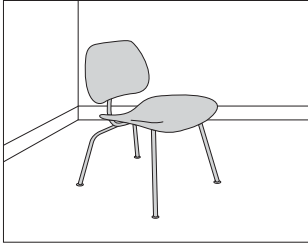
- 91** white A +\$87
- G2** graphite satin A +\$69
- L** polished aluminum A +\$0

Step 5. Fabric

Price Category 1 <input type="checkbox"/> A	+\$0
Price Category 2	+\$70
Price Category 3	+\$152
Price Category 4	+\$234
Price Category 7 <input type="checkbox"/> A	+\$288
Price Category 9	+\$574
Price Category 11	+\$768
Price Category B	+\$71
Price Category E	+\$175
Price Category F	+\$245
Price Category G	+\$314
Price Category H	+\$418
Price Category I	+\$523
Price Category J	+\$626
Price Category K	+\$731
Price Category L	+\$823
Price Category M	+\$1034
Price Category R	+\$1320
Price Category V	+\$2434

Eames® Molded Plywood Dining Chair Metal Base

DCM.



Product Information

Description

This 29 1/2"-high molded plywood chair has natural face veneers, hardwood inner plies, and a 5-ply seat and back. It has a 4-leg base and self-leveling nylon glides. When upholstered, the back and seat shells have exposed veneer on their backside.

Notes

Red stain (11) shell finish is on birch veneer. This stain allows the wood grain to show through; inner plies are visible. Natural variations in wood grain may affect the appearance of this stain color.

Ebony (EN) shell finish is stain on ash veneer; inner plies are not as visible.

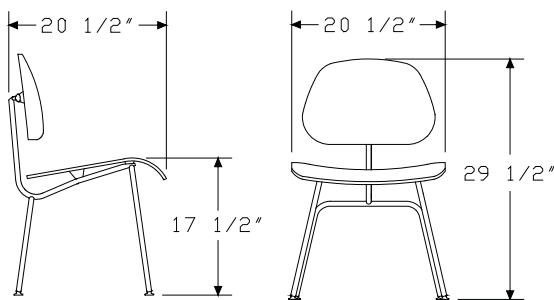
Black (BK) base finish has black glides. Trivalent chrome (47) base finish has white glides.

Santos palisander veneer is celebrated for its unique grain and color variations. Similar products ordered in multiples or dissimilar products ordered separately should be expected to have variation in both grain and color characteristics; no two products will look exactly alike.

Avoid placement in direct sunlight.

Customer's Own Material (COM) requires 1 yard. Customer's Own Leather (COL), requires 14 square feet. See COM Information in Appendices for additional information.

Dimensions



Specification Information

Step 1.

DC

Step 2. Upholstery

M. nonupholstered shell

M.U upholstered shell

Prices for Steps 1-2.

DCM.	\$623
DCM.U	\$1209

Step 3. Base Finish

BK black +\$0

47 trivalent chrome +\$20

Step 4. Shell Finish

Wood Veneer

OU walnut +\$0

CX natural cherry +\$35

11 red stain +\$115

A2 white ash +\$115

EN ebony +\$115

9N santos palisander +\$285

Step 5. Fabric

For upholstered shell (M.U)

Price Category 1 +\$0

Price Category 2 +\$29

Price Category 3 +\$55

Price Category 4 +\$83

Price Category 7 +\$175

Price Category 11 +\$411

Price Category E +\$116

Price Category F +\$160

Price Category G +\$272

Price Category H +\$305

Price Category I +\$341

Price Category J +\$376

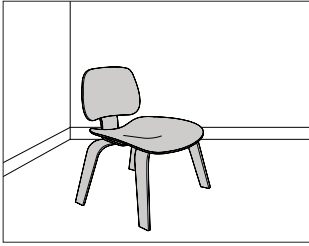
Price Category K +\$413

Price Category L +\$462

Price Category M +\$519

Eames® Molded Plywood Dining Chair Wood Base

DCW.



Herman Miller Collection — Side & Stacking Chairs

Product Information

Description

This 28³/₄"-high molded plywood chair has natural face veneers, hardwood inner plies, a 5-ply seat and back, and 8-ply legs. When upholstered, the back and seat shells have exposed veneer on their backside.

Notes

Red stain (11) finish is on birch veneer. This stain allows the wood grain to show through; inner plies are visible. Natural variations in wood grain may affect the appearance of this stain color.

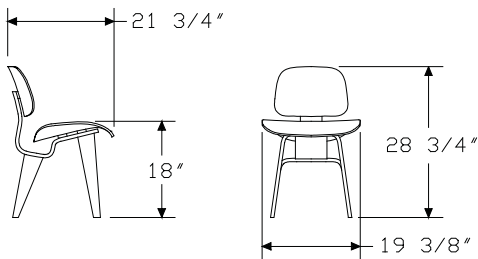
Ebony (EN) shell finish is stain on ash veneer; inner plies are not as visible.

Santos palisander veneer is celebrated for its unique grain and color variations. Similar products ordered in multiples or dissimilar products ordered separately should be expected to have variation in both grain and color characteristics; no two products will look exactly alike.

Avoid placement in direct sunlight.

Customer's Own Material (COM) requires 1 yard. Customer's Own Leather (COL), requires 14 square feet. See COM Information in Appendices for additional information.

Dimensions



Specification Information

Step 1.

DC A

Step 2. Upholstery

W. nonupholstered shell A

W.U upholstered shell A

Prices for Steps 1-2.

DCW.	\$862
DCW.U	\$1505

Step 3. Finish

OU	walnut <input type="checkbox"/> A	+\$0
CX	natural cherry <input type="checkbox"/> A	+\$45
11	red stain <input type="checkbox"/> A	+\$154
A2	white ash <input type="checkbox"/> A	+\$154
EN	ebony <input type="checkbox"/> A	+\$154
9N	santos palisander <input type="checkbox"/> A	+\$575

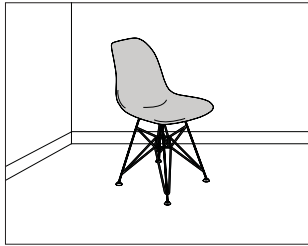
Step 4. Fabric

For upholstered shell (W.U)

Price Category 1 <input type="checkbox"/> A	+\$0
Price Category 2	+\$29
Price Category 3	+\$55
Price Category 4	+\$83
Price Category 7 <input type="checkbox"/> A	+\$175
Price Category 11	+\$411
Price Category E	+\$116
Price Category F	+\$160
Price Category G	+\$272
Price Category H	+\$305
Price Category I	+\$341
Price Category J	+\$376
Price Category K	+\$413
Price Category L	+\$462
Price Category M	+\$519

Eames® Molded Plastic Side Chair

DSR.
DSS.
DSW.
DSX.



Product Information

Description

This chair has a single-piece shell with waterfall edges and molded seat and flexible back. Base options include a wire base, 4-leg base, a dowel-leg base, or a stacking base which can gang together. The dowel-leg base has non-adjustable nylon glides.

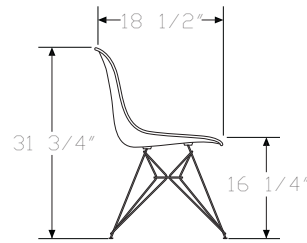
Notes

Ebony (EN) dowel legs are stained ash wood with black glides.

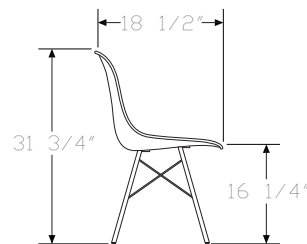
Maple (Z5) and walnut (OU) dowel legs have white glides.

Stacking base chairs can stack up to 14 high. For ease of mobility, two types of dollies are available, but sold separately.

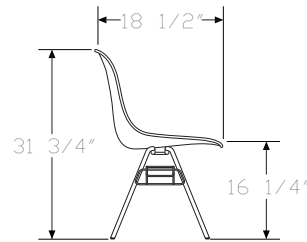
Dimensions



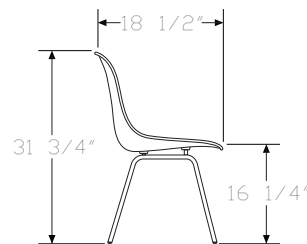
Wire Base



Dowel-Leg Base



Stacking/Ganging Base



4-Leg Base

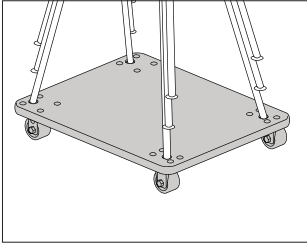
Eames® Molded Plastic Side Chair

continued

Specification Information	
Step 1.	
DS	
Step 2. Base Option	
R.	wire base
S.	stacking base
W.	dowel base
X.	4-leg base
Prices for Steps 1-2.	
DSR.	\$308
DSS.	\$325
DSW.	\$476
DSX.	\$337
Step 3. Base Finish	
<i>For wire base (R.) or 4-leg base (X.)</i>	
47	trivalent chrome <input type="checkbox"/> A +\$20
BK	black <input type="checkbox"/> A +\$0
<i>For stacking base (S.)</i>	
47	trivalent chrome <input type="checkbox"/> A +\$20
<i>For dowel base (W.)</i>	
BK	black <input type="checkbox"/> A +\$0
Step 4. Dowel Finish	
<i>For dowel base (W.)</i>	
Z5	maple +\$0
EN	ebony +\$30
OU	walnut +\$30
Step 5. Seat/Back Finish	
4T	aqua sky +\$0
5B	java +\$0
6Y	wafer +\$0
92	greystone +\$0
9J	sparrow +\$0
ZA	black +\$0
ZE	red +\$0
ZF	white +\$0
ZH	light blue +\$0
ZS	lime green +\$0

Step 6. Glide Option	
<i>For wire base (R.), stacking base (S.), or 4-leg base (X.)</i>	
E8	standard glide +\$0
E9	standard glide with felt bottom +\$25

Eames® Side Chair Stacking Base DOLLY.
Dolly



Product Information

Description

This chair dolly stores and transports up to 28 Eames® plastic side chairs with the stacking/ganging base option. It is made of plywood and has 2 locking and 2 non-locking casters.

Notes

Single dolly supports 1 stack of 14 chairs. Double dolly supports 2 stacks of 14 chairs.

Dimensions

Specification Information

Step 1.

DOLLY.

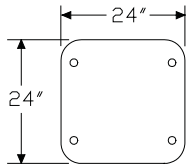
Step 2. Type

A single

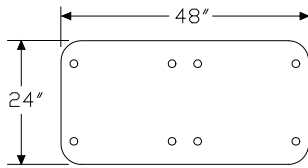
B double

Prices for Steps 1-2.

DOLLY. A	\$473
B	\$552



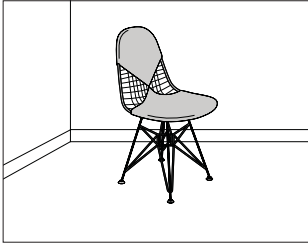
A (Single)



B (Double)

Eames® Wire Chair

DKR.



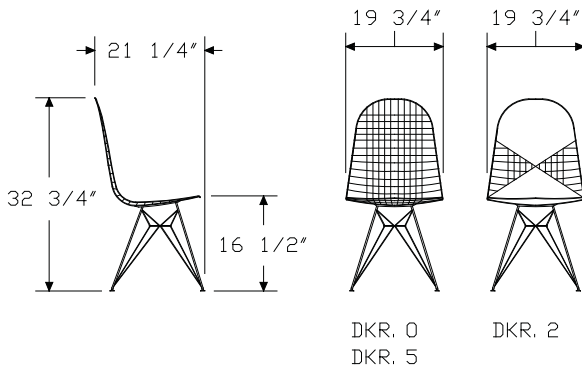
Herman Miller Collection — Side & Stacking Chairs

Product Information

Description

This chair has a chrome seat frame and legs. It is available with a wire seat and back, a leather seat and wire back, or a leather seat and partially upholstered leather back.

Dimensions



Specification Information

Step 1.

DKR. A

Step 2. Seat/Back Material

- 0** wire seat/wire back A
- 2** leather seat/leather back A
- 5** leather seat/wire back A

Prices for Steps 1-2.

DKR.	0	\$840
	2	\$840
	5	\$840

Step 3. Seat Frame/Leg Finish

CH chrome A +\$10

Step 4. Glide Option

- E8** standard glide A +\$0
- E9** standard glide with felt bottom A +\$0

Step 5. Leather

See textiles list for fabric usage and numbers. First 2 digits of number indicate fabric line; remaining digit(s) indicate fabric color.

For leather seat/leather back (2)

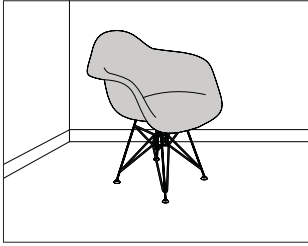
Price Category 9 +\$995

For leather seat/wire back (5)

Price Category 9 +\$409

Eames® Molded Plastic Armchair

DAR.
DAW.
DAX.

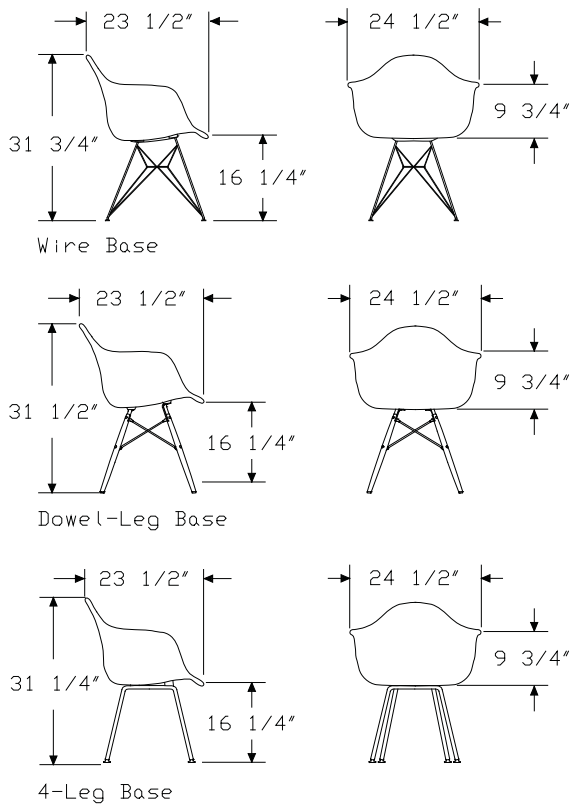


Product Information

Description

This chair has a single-piece shell with waterfall edges and molded back, seat and arms. Base options include a wire base, 4-leg base, or a dowel-leg base. The dowel-leg base has non-adjustable nylon glides. Ebony (EN) dowel legs are stained ash wood with black glides. Maple (Z5) and walnut (OU) dowel legs have white glides.

Dimensions



Specification Information

Step 1.

DA

Step 2. Base Option

- R.** wire base
- W.** dowel base
- X.** 4-leg base

Prices for Steps 1-2.

DAR.	\$449
DAW.	\$569
DAX.	\$372

Step 3. Base Finish

For wire base (R.) or 4-leg base (X.)

47	trivalent chrome	+\$20
BK	black	+\$0

For dowel base (W.)

BK	black	+\$0
-----------	-------	------

Step 4. Dowel Finish

For dowel base (W.)

Z5	maple	+\$0
EN	ebony	+\$30
OU	walnut	+\$30

Step 5. Seat/Back Finish

4T	aqua sky	+\$0
5B	java	+\$0
6Y	wafer	+\$0
92	greystone	+\$0
9J	sparrow	+\$0
ZA	black	+\$0
ZE	red	+\$0
ZF	white	+\$0
ZH	light blue	+\$0
ZS	lime green	+\$0

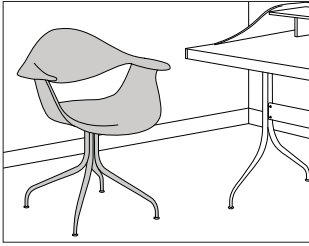
Step 6. Glide Option

For wire base (R.) or 4-leg base (X.)

E8	standard glide	+\$0
E9	standard glide with felt bottom	+\$25

Nelson™ Swag Leg Armchair

DAF



Herman Miller Collection — Side & Stacking Chairs

Product Information

Description

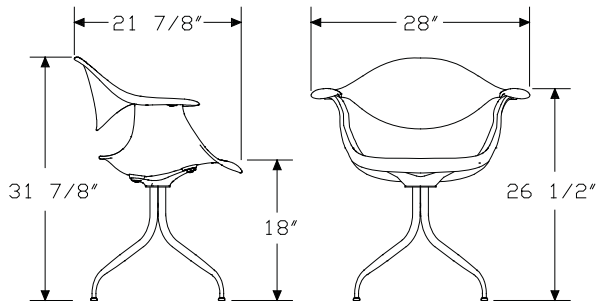
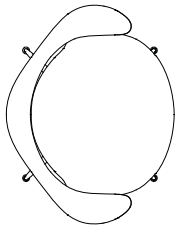
This chair has a 2-piece molded seat with arms and back, waterfall edges, a cast-aluminum base with steel-tube legs, and adjustable glides.

Notes

Seat and back sections are permanently assembled.

Seat and back can be specified in any color combination.

Dimensions



Specification Information

Step 1.

DAF A \$569

Step 2. Base Finish

91 white A +\$0
BU black umber A +\$0
CH chrome A +\$0

Step 3. Seat Finish

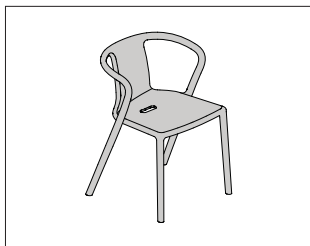
ZA black A +\$0
ZF white A +\$0
ZG grey A +\$0

Step 4. Back Finish

ZA black A +\$0
ZF white A +\$0
ZG grey A +\$0

Air-Chair

MGA00.



Product Information

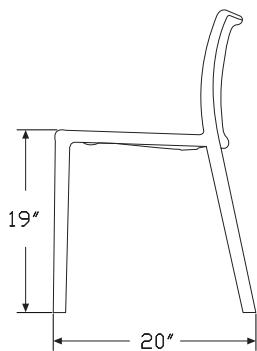
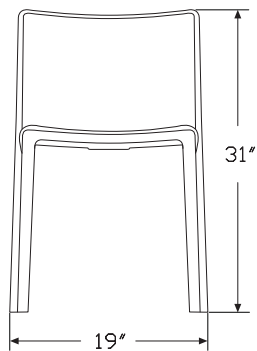
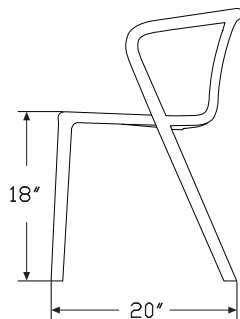
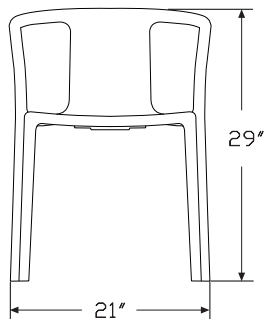
Description

This stacking chair is available with or without arms and is made from polypropylene with glass fibre added. Chairs can stack up to 10 high. Package contains 4 chairs.

Notes

This chair is suitable for outdoor use.

Dimensions



Specification Information

Step 1.

MGA00.

Step 2. Arms

- N** no arms
- A** arms

Prices for Steps 1-2.

MGA00.N	\$728
A	\$808

Step 3. Finish

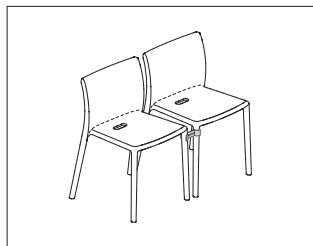
For no arms (N)

YBB	beige	+\$0
YBC	black <input type="checkbox"/> A	+\$0
YBD	brick <input type="checkbox"/> A	+\$0
YBF	dark green <input type="checkbox"/> A	+\$0
YBG	fuchsia <input type="checkbox"/> A	+\$0
YBH	green <input type="checkbox"/> A	+\$0
YBM	orange <input type="checkbox"/> A	+\$0
YBP	white	+\$0

For arms (A)

YBB	beige	+\$0
YBG	fuchsia <input type="checkbox"/> A	+\$0
YBH	green <input type="checkbox"/> A	+\$0
YBJ	grey anthracite <input type="checkbox"/> A	+\$0
YBM	orange	+\$0
YBP	white	+\$0

Air-Chair to Air-Chair Connector MGA90.



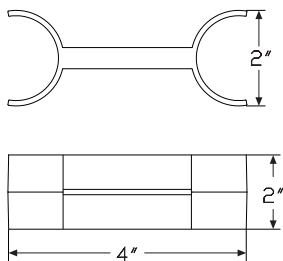
Herman Miller Collection — Side & Stacking Chairs

Product Information

Description

This linking device connects air-chair to air-chair (MGA01, MGA11.)

Dimensions



Specification Information

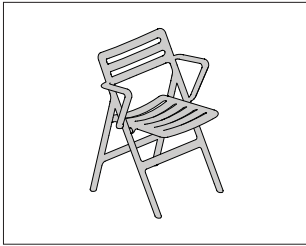
Step 1.

MGA90. A

\$13

Air-Folding Chair

MGA01.



Product Information

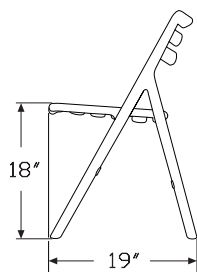
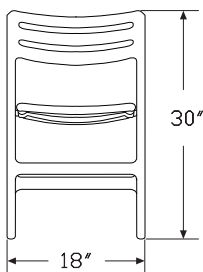
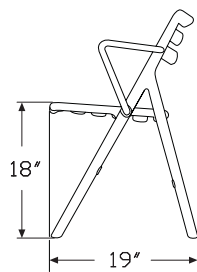
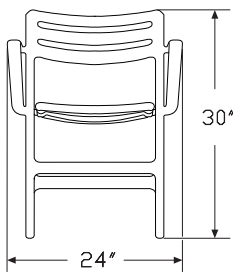
Description

This folding chair is made from polypropylene with glass fibre added. It is available with or without arms. Package contains 2 chairs.

Notes

This chair is suitable for outdoor use.

Dimensions



Specification Information

Step 1.

MGA01.

Step 2. Arms

- N** no arms
- A** arms

Prices for Steps 1-2.

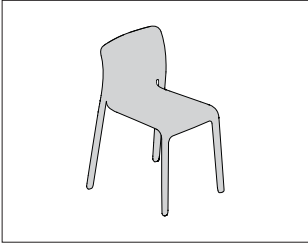
MGA01.N	\$402
A	\$446

Step 3. Finish

YBB beige <input type="checkbox"/>	+\$0
YBH green <input type="checkbox"/>	+\$0
YBM orange <input type="checkbox"/>	+\$0
YBP white <input type="checkbox"/>	+\$0

Chair First

MGF00.



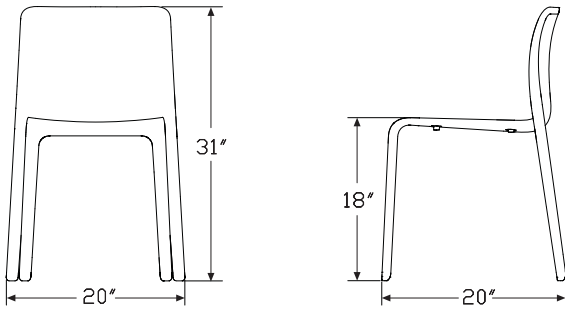
Herman Miller Collection — Side & Stacking Chairs

Product Information

Description
 This stacking chair is made from polypropylene with glass fibre added. Chairs can stack up to 10 high. Package contains 4 chairs.

Notes
 Chair is suitable for outdoor use.

Dimensions

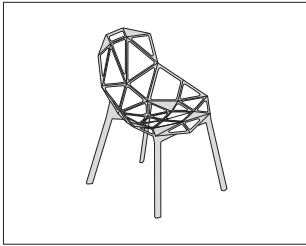


Specification Information

Step 1.
MGF00. A \$1028

Step 2. Finish

YGB	beige	<input type="checkbox"/> A	+\$0
YGC	black	<input type="checkbox"/> A	+\$0
YGF	blue	<input type="checkbox"/> A	+\$0
YGG	lime green	<input type="checkbox"/> A	+\$0
YGH	olive green	<input type="checkbox"/> A	+\$0
YGJ	purple	<input type="checkbox"/> A	+\$0
YGK	red	<input type="checkbox"/> A	+\$0
YGM	white	<input type="checkbox"/> A	+\$0



Product Information

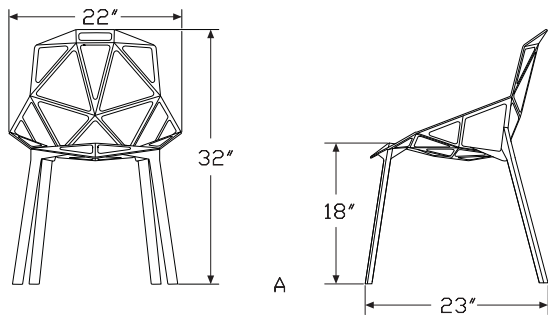
Description

This chair comes with a four-leg base. Chairs can stack up to 8 high. Package contains 2 chairs.

Notes

Chairs with painted aluminum seat and legs or painted aluminum seat/polished aluminum legs are suitable for outdoor use.

Dimensions



Specification Information

Step 1.

MGE00.A

Step 2. Seat/Leg Material

- PP** painted aluminum seat/polished aluminum legs
- PA** painted aluminum seat and legs
- AL** polished aluminum seat and legs A

Prices for Steps 1-2.

MGE00.A PP	\$995
PA	\$1035
AL	\$2498

Step 3. Seat Finish

For painted aluminum seat/polished aluminum legs (PP)

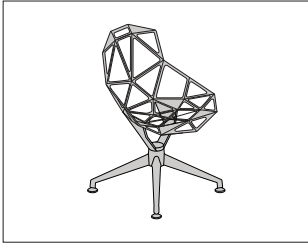
YHH grey anthracite <input type="checkbox"/> A	+\$0
YHM red	+\$0
YHP white	+\$0

For painted aluminum seat and legs (PA)

YHB black	+\$0
YHP white <input type="checkbox"/> A	+\$0

For polished aluminum seat and legs (AL)

YHQ polished aluminum <input type="checkbox"/> A	+\$0
---	------



Product Information

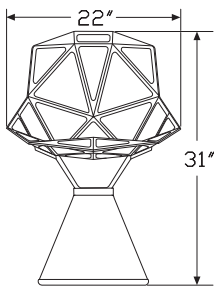
Description

This chair accepts a four-star or concrete base.

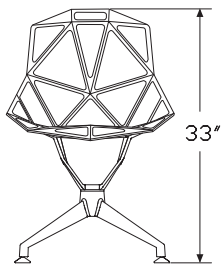
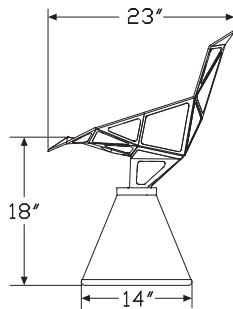
Notes

Chairs with painted aluminum seat and legs or painted aluminum seat and polished aluminum legs are suitable for outdoor use.

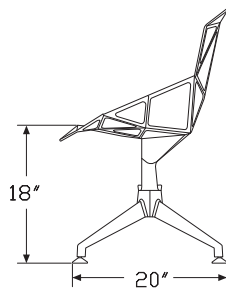
Dimensions



C



B



Specification Information

Step 1.

MGE00. A

Step 2. Base

B 4-star base A

C concrete base A

Step 3. Seat/Leg Material

For 4-star base (B)

PA painted aluminum seat and legs A

AL polished aluminum seat and legs A

For concrete base (C)

PC painted aluminum seat/natural concrete base A

Prices for Steps 1-3.

	PA	PC	AL
MGE00.B	\$703	—	1602
C	—	\$738	—

Step 4. Seat Finish

For 4-star base (B) with painted aluminum seat and legs (PA)

YHB black A +\$0

YHP white A +\$0

For concrete base (C) with painted aluminum seat/natural concrete base (PC)

YHB black A +\$0

YHH grey anthracite A +\$0

YHM red A +\$0

YHP white A +\$0

For 4-star base (B) with polished aluminum seat and legs (AL)

YHQ polished aluminum A +\$0

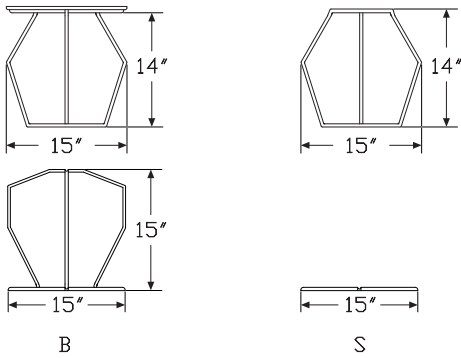


Product Information

Description

This cushion is available as a seat and back or seat only. Package contains 2 seat and back cushions or 2 seat cushions.

Dimensions



Specification Information

Step 1.

MGE90. [A]

Step 2. Type

S seat cushion [A]

B seat and back cushion [A]

Prices for Steps 1-2.


MGE90.S	\$318
B	\$490

Step 3. Fabric

		S	B
YHF	brown with dark brown trim [A]	+\$0	0
YHG	fuschia with red trim [A]	+\$0	0
YHJ	grey with black trim [A]	+\$0	0
YHL	orange with orange trim [A]	+\$0	0
YHN	sky blue with blue trim [A]	+\$0	0
YHC	black leather [A]	+\$264	366
YHK	natural leather [A]	+\$264	366

Deja-Vu Chair

MGD00.

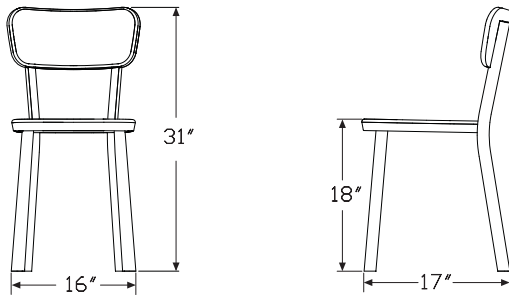


Product Information

Description

The outer back material of this chair is available in polished aluminum, painted aluminum, plastic, and wood. The seat and inner back material is die-cast aluminum, and the legs are extruded aluminum.

Dimensions



Specification Information

Step 1.

MGD00.

Step 2. Outer Back Material

- AL** polished aluminum outer back
- PL** plastic outer back
- PA** painted aluminum outer back
- WD** wood outer back

Prices for Steps 1-2.

MGD00.AL	\$711
PL	\$742
PA	\$762
WD	\$848

Step 3.

Outer Back Finish

For polished aluminum outer back (AL)

YFD polished aluminum	+\$0
------------------------------	------

Outer Back Finish

For plastic outer back (PL)

YFB black <input type="checkbox"/>	+\$0
YFH white <input type="checkbox"/>	+\$0

Outer Back Finish

For wood outer back (WD)

YFC oak <input type="checkbox"/>	+\$0
YFG oak stained wenge <input type="checkbox"/>	+\$0

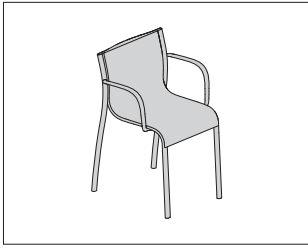
Leg/Seat/Back Finish

For painted aluminum outer back (PA)

YFB black <input type="checkbox"/>	+\$0
YFH white <input type="checkbox"/>	+\$0

Paso Doble Chair

MGP00.

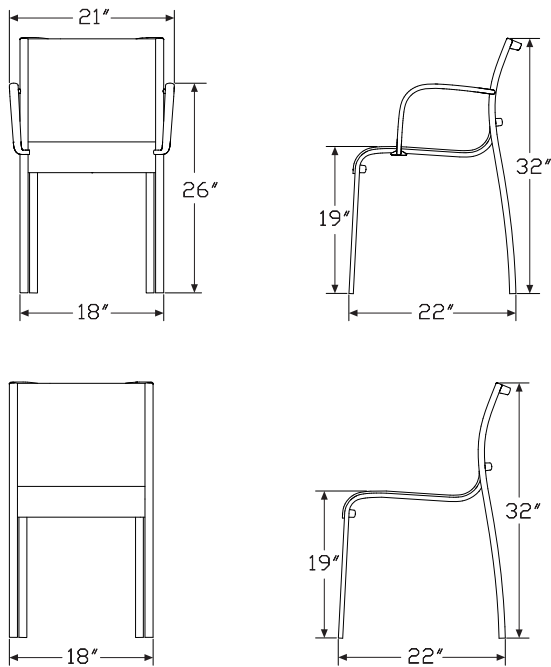


Product Information

Description

This stacking chair has an aluminum frame and is available with or without arms. The arms and crosspieces come in die-cast aluminum. Chairs can stack up to 5 high. Package contains 2 chairs.

Dimensions



Specification Information

Step 1.

MGP00. A

Step 2. Arms

N no arms A

A arms A

Prices for Steps 1-2.

MGP00.N	\$1238
A	\$1710

Step 3. Frame Finish

		N	A
YKB	black <input type="checkbox"/> A	+\$0	0
YKJ	white <input type="checkbox"/> A	+\$0	0
YKV	polished aluminum <input type="checkbox"/> A	+\$346	416

Step 4. Seat Fabric

For black (YKB)

		N	A
YKM	black polymer <input type="checkbox"/> A	+\$0	0
YKC	black polyester-cotton <input type="checkbox"/> A	+\$52	40
YKP	black leather <input type="checkbox"/> A	+\$894	884

For white (YKJ)

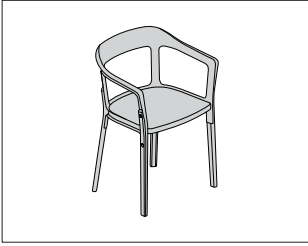
YKL	white polymer <input type="checkbox"/> A	+\$0	
------------	--	------	--

For polished aluminum (YKV)

		N	A
YKL	white polymer <input type="checkbox"/> A	+\$0	0
YKM	black polymer <input type="checkbox"/> A	+\$0	0
YKC	black polyester-cotton <input type="checkbox"/> A	+\$40	40
YKF	green polyester-cotton <input type="checkbox"/> A	+\$40	40
YKG	orange polyester-cotton <input type="checkbox"/> A	+\$40	40
YKH	purple polyester-cotton <input type="checkbox"/> A	+\$40	40
YKR	white-black melange <input type="checkbox"/> A	+\$40	40
YKD	black leather <input type="checkbox"/> A	+\$1006	854

Steelwood Chair

MGS00.

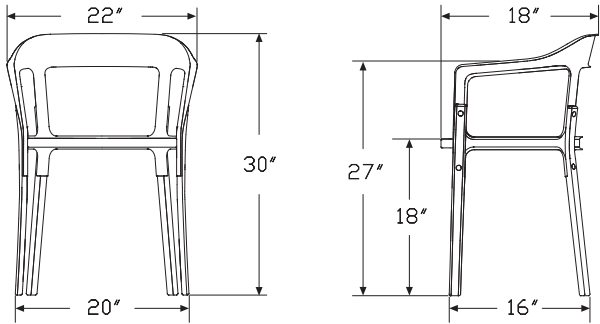


Herman Miller Collection — Side & Stacking Chairs

Product Information

Description
 The frame of this chair with arms is a steel plate painted in epoxy resin. The legs and seat are solid beech, available natural and painted.

Dimensions



Specification Information


Step 1.
MGS00. \$697

Step 2. Legs/Seat/Frame Finish

YMB	black <input type="checkbox"/> A	+\$0
YMM	natural beech and white	+\$0
YMD	red	+\$0
YMF	white <input type="checkbox"/> A	+\$0
YMK	natural beech and black <input type="checkbox"/> A	+\$0

Troy Chair

MGY00.

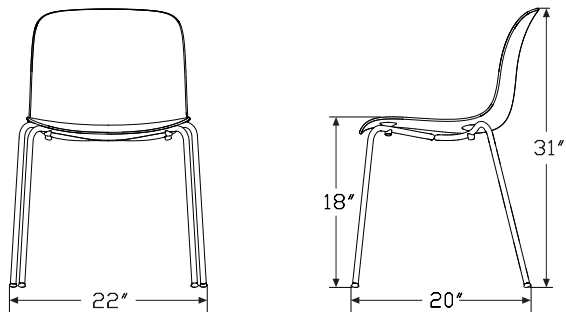


Product Information

Description

The frame of this stacking chair is made from a steel tube, available in chrome or painted. The seat is beech plywood with a high relief pattern on the back side. Chairs can stack up to 6 high. Package contains 4 chairs.

Dimensions



Specification Information

Step 1.

MGY00. \$2544

Step 2. Frame Finish

YNG black +\$0
YNH brown +\$0
YNJ white +\$0
YNK chrome +\$44

Step 3. Seat Finish

For black (YNG)

YNB black stained beech +\$0

For brown (YNH)

YND wenge beech +\$0

For white (YNJ)


YNF bleached beech +\$0

For chrome (YNK)

YNC natural beech +\$0
YND wenge beech +\$0
YNF bleached beech +\$0
YNB black stained beech +\$0

Osso Chair

MGJ00.



Herman Miller Collection — Side & Stacking Chairs

Product Information

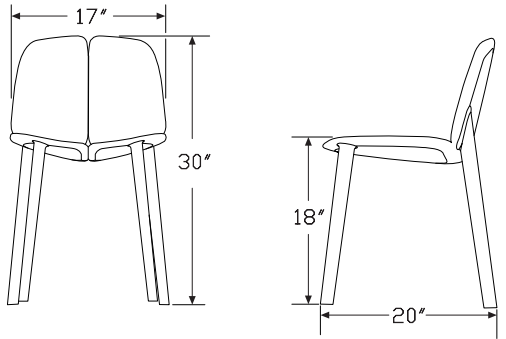
Description

This solid wood side chair is available in an ash, oak, or maple frame.

Notes

Chairs are not stackable.

Dimensions



Specification Information

Step 1.

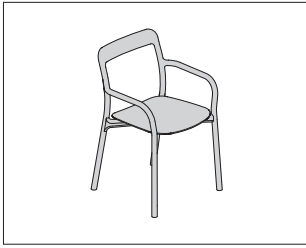
MGJ00. [A] \$1401

Step 2. Frame Finish

- YSB** black wax ash [A] +\$0
- YSC** blue wax ash [A] +\$0
- YSD** green wax ash [A] +\$0
- YSF** dark grey wax ash [A] +\$0
- YSG** natural wax ash [A] +\$0
- YSH** pink wax ash [A] +\$0
- YSJ** white wax ash [A] +\$0
- YSL** natural wax oak [A] +\$187

Branca Chair

MGR00.

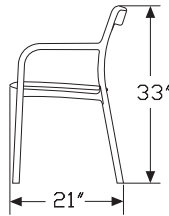
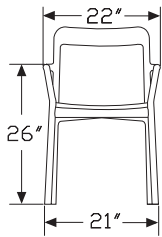


Product Information

Description

This solid wood chair with armrests is available with a solid beech or ash frame. Chairs can stack up to 3 high.

Dimensions



Specification Information

Step 1.

MGR00.

Step 2. Upholstery

- N** no upholstery
- U** upholstered seat

Prices for Steps 1-2.

MGR00.N	\$1506
U	\$1771

Step 3. Frame Finish

YRB	black mat anilin beech <input type="checkbox"/>	+\$0
YRC	chocolate/natural seat ash	+\$0
YRD	green wax ash <input type="checkbox"/>	+\$0
YRF	natural wax ash	+\$0
YRG	white anilin ash <input type="checkbox"/>	+\$0
YRH	black mat anilin ash	+\$0

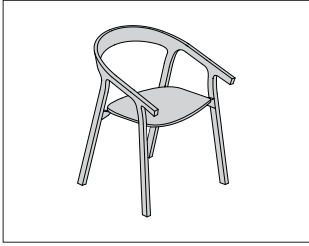
Step 4. Fabric

For upholstered seat (U)

YDF01	nord wool black/dark grey thread <input type="checkbox"/>	+\$0
YDF02	nord wool grey/white thread <input type="checkbox"/>	+\$0
YDF03	nord wool lime/dark grey thread <input type="checkbox"/>	+\$0
YDF04	nord wool orange/white thread <input type="checkbox"/>	+\$0

He Said Chair

MGH00.



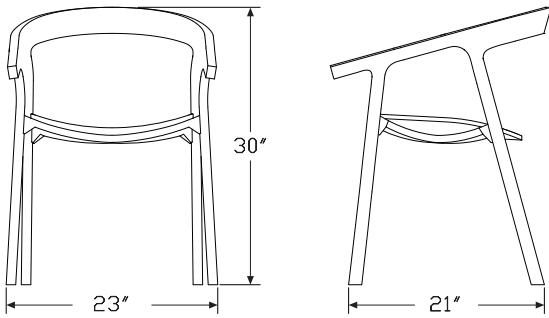
Herman Miller Collection — Side & Stacking Chairs

Product Information

Description

This solid wood chair with armrests is available in a solid beech or ash frame. Chairs can stack up to 2 high.

Dimensions



Specification Information

Step 1.

MGH00.

Step 2. Upholstery

N no upholstery

U upholstered seat and back

Prices for Steps 1-2.

MGH00.N	\$1595
U	\$2401

Step 3. Frame Finish

YQB black anilin ash <input type="checkbox"/>	+\$0
YQD black anilin beech <input type="checkbox"/>	+\$0
YQF white lacquered beech <input type="checkbox"/>	+\$0
YQC natural ash <input type="checkbox"/>	+\$53

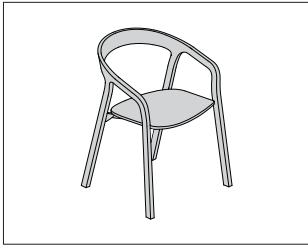
Step 4. Fabric

For upholstered seat and back (U)

YDC01 magia black <input type="checkbox"/>	+\$0
YDC04 magia currant <input type="checkbox"/>	+\$0
YDC08 magia mystery <input type="checkbox"/>	+\$0
YDC09 magia paradise <input type="checkbox"/>	+\$0
YDC10 magia prune <input type="checkbox"/>	+\$0
YDC14 magia snow <input type="checkbox"/>	+\$0
YDD01 pura black <input type="checkbox"/>	+\$0
YDD04 pura currant <input type="checkbox"/>	+\$0
YDD08 pura mystery <input type="checkbox"/>	+\$0
YDD09 pura paradise <input type="checkbox"/>	+\$0
YDD10 pura prune <input type="checkbox"/>	+\$0

She Said Chair

MGH01.

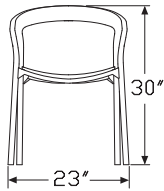


Product Information

Description

This solid wood chair with armrests is available in a solid beech or ash frame. Chairs can stack up to 2 high.

Dimensions



Specification Information

Step 1.

MGH01.

Step 2. Upholstery

N no upholstery

U upholstered seat and back

Prices for Steps 1-2.

MGH01.N	\$1595
U	\$2401

Step 3. Frame Finish

YQB	black anilin ash <input type="checkbox"/>	+\$0
YQD	black anilin beech <input type="checkbox"/>	+\$0
YQF	white lacquered beech <input type="checkbox"/>	+\$0
YQC	natural ash <input type="checkbox"/>	+\$53

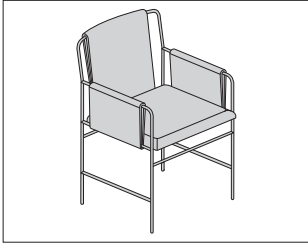
Step 4. Fabric

For upholstered seat and back (U)

YDC01	magia black <input type="checkbox"/>	+\$0
YDC04	magia currant <input type="checkbox"/>	+\$0
YDC08	magia mystery <input type="checkbox"/>	+\$0
YDC09	magia paradise <input type="checkbox"/>	+\$0
YDC10	magia prune <input type="checkbox"/>	+\$0
YDC14	magia snow <input type="checkbox"/>	+\$0
YDD01	pura black <input type="checkbox"/>	+\$0
YDD04	pura currant <input type="checkbox"/>	+\$0
YDD08	pura mystery <input type="checkbox"/>	+\$0
YDD09	pura paradise <input type="checkbox"/>	+\$0
YDD10	pura prune <input type="checkbox"/>	+\$0

Envelope® Chair

SBEV-



Herman Miller Collection — Side & Stacking Chairs

Product Information

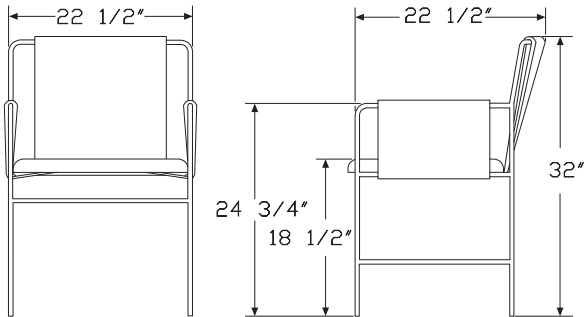
Description

This chair has a welded tubular steel frame. The seat is foam and Dacron® over plywood. The back consists of FR foam.

Notes

Customers Own Material (COM) requires 2½ yards. Customers Own Leather (COL) requires 40 square feet. See Order Information in Appendices.

Dimensions



Specification Information

Step 1.

SBEV-1020 A \$1158

Step 2. Upholstery

Price Category (Geiger) COM	A	+\$0
Price Category (Geiger) COL	A	+\$200
Price Category (Geiger) A		+\$124
Price Category (Geiger) B		+\$135
Price Category (Geiger) C		+\$146
Price Category (Geiger) D		+\$169
Price Category (Geiger) F		+\$214
Price Category (Geiger) G		+\$236
Price Category (Geiger) H		+\$259
Price Category (Geiger) J		+\$293
Price Category (Geiger) K		+\$326
Price Category (Geiger) L		+\$360
Price Category (Geiger) M		+\$405
Price Category (Geiger) P		+\$495
Price Category (Geiger) Q		+\$1000
Price Category (Geiger) Leather		+\$1520

Step 3. Base Finish

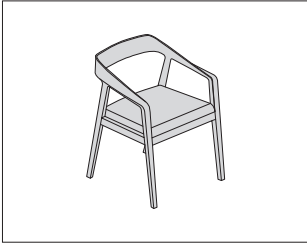
BNZ bronze	A	+\$0
CHR chrome	A	+\$0
SAC satin chrome	A	+\$0

Step 4. Fire Retardancy

NOCAL not fire retardant	A	+\$0
133 fire retardant	A	+\$163

Full Twist™ Guest Chair

SFT1M
SFT1N
SFT1W

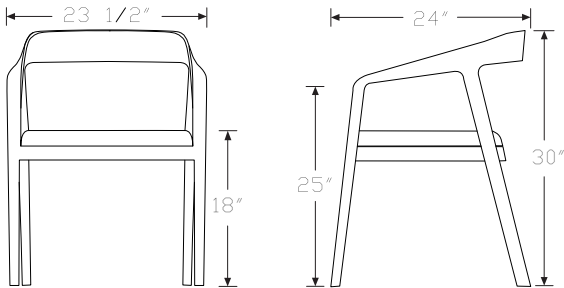


Product Information

Description

This chair has an upholstered seat and a walnut or maple frame.

Dimensions



Specification Information

Step 1.

SFT1 A

Step 2. Frame Finish

M maple A

W walnut A

N walnut with clear finish A

Prices for Steps 1-2.

SFT1M	\$1301
SFT1W	\$1913
SFT1N	\$2239

Step 3. Upholstery

Price Category COM (Geiger) <input type="checkbox"/> A	+\$0
Price Category COL (Geiger) <input type="checkbox"/> A	+\$90
Price Category (Geiger) A	+\$41
Price Category (Geiger) B	+\$45
Price Category (Geiger) C	+\$49
Price Category (Geiger) D	+\$56
Price Category (Geiger) F	+\$71
Price Category (Geiger) G	+\$79
Price Category (Geiger) H	+\$86
Price Category (Geiger) J	+\$98
Price Category (Geiger) K	+\$109
Price Category (Geiger) L	+\$120
Price Category (Geiger) M	+\$135
Price Category (Geiger) N	+\$150
Price Category (Geiger) P	+\$165
Price Category (Geiger) Q	+\$450
Price Category (Geiger) Leather	+\$684

Full Twist™ Guest Chair *continued*

Step 4. Wood Finish

For maple (M)

611	champagne maple (natural) <input type="checkbox"/> A	+\$0
632	sundance anigre <input type="checkbox"/> A	+\$0
633	caramel anigre <input type="checkbox"/> A	+\$0
634	henna anigre <input type="checkbox"/> A	+\$0
640	sundance cherry on maple <input type="checkbox"/> A	+\$0
643	caramel cherry <input type="checkbox"/> A	+\$0
644	henna cherry <input type="checkbox"/> A	+\$0
645	port cherry <input type="checkbox"/> A	+\$0
646	cocoa cherry <input type="checkbox"/> A	+\$0
654	henna sapele <input type="checkbox"/> A	+\$0
655	port sapele <input type="checkbox"/> A	+\$0
656	cocoa sapele <input type="checkbox"/> A	+\$0
657	espresso sapele <input type="checkbox"/> A	+\$0
673	caramel walnut <input type="checkbox"/> A	+\$0
674	henna walnut <input type="checkbox"/> A	+\$0
675	port walnut <input type="checkbox"/> A	+\$0
676	cocoa walnut <input type="checkbox"/> A	+\$0
2U	light brown walnut <input type="checkbox"/> A	+\$0
40	dark brown walnut <input type="checkbox"/> A	+\$0
EK	medium red walnut <input type="checkbox"/> A	+\$0
UL	natural maple <input type="checkbox"/> A	+\$0
UX	walnut on cherry <input type="checkbox"/> A	+\$0

For walnut (W)

673	caramel walnut <input type="checkbox"/> A	+\$0
674	henna walnut <input type="checkbox"/> A	+\$0
675	port walnut <input type="checkbox"/> A	+\$0
676	cocoa walnut <input type="checkbox"/> A	+\$0

For walnut with clear finish (N)

672	sundance walnut <input type="checkbox"/> A	+\$0
------------	--	------

Step 5. Fire Retardancy

NOCAL	not fire retardant <input type="checkbox"/> A	+\$0
133	fire retardant <input type="checkbox"/> A	+\$49

Eames® Aluminum Group Lounge Chair EA316
EA322



Product Information

Description

This low-back chair has a lightweight aluminum frame with suspended upholstery. It has a 4-star base with 1/2" (GD) glides for hard floors or carpet, swivel mechanism, and fixed seat height.

Notes

Chair is tested and warranted for use by persons 300 pounds and under. When chair is specified with Cygnus™ mesh, it meets CAL 133 requirements.

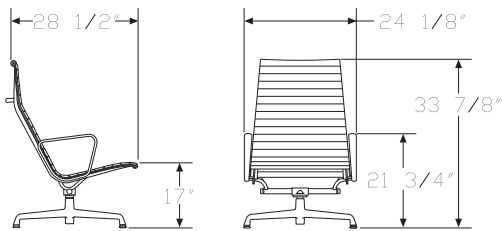
For description of glide, see Casters and Glides in Appendices.

For chair without headrest (EA316), Customer's Own Material (COM) requires 1 3/4 yards. Customer's Own Leather (COL) requires 55 square feet. See Order Information in Appendices.

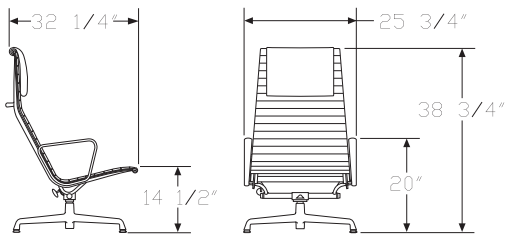
For chair with headrest (EA322), Customer's Own Material (COM) requires 3 yards. Customer's Own Leather (COL) requires 55 square feet. See Order Information in Appendices.

Dimensions

Swivel



Tilt Swivel



Specification Information

Step 1.

EA3 [A]

Step 2. Tilt/Arms

16 swivel and arms [A]

22 tilt swivel, arms, and headrest [A]

Prices for Steps 1-2.

EA316	\$1841
EA322	\$1994

Step 3. Base/Frame Finish

91 white [A]	+\$133
G2 graphite satin [A]	+\$107
L polished aluminum [A]	+\$0

Step 4. Fabric

For swivel and arms (16)

Price Category 1	+\$0
Price Category 2	+\$55
Price Category 3	+\$125
Price Category 4	+\$179
Price Category 7 [A]	+\$240
Price Category 9	+\$621
Price Category 11	+\$826
Price Category B	+\$57
Price Category E	+\$140
Price Category F	+\$196
Price Category H	+\$335
Price Category I	+\$418
Price Category K	+\$585
Price Category R	+\$1326
Price Category V	+\$2434

Eames® Aluminum Group Lounge Chair *continued*


Herman Miller Collection — Lounge Seating

For tilt swivel, arms, and headrest (22)

Price Category 1	+\$0
Price Category 2	+\$55
Price Category 3	+\$125
Price Category 4	+\$179
Price Category 7 A	+\$240
Price Category 9	+\$621
Price Category B	+\$57
Price Category 11	+\$826
Price Category E	+\$140
Price Category F	+\$196
Price Category H	+\$335
Price Category I	+\$418
Price Category K	+\$585
Price Category R	+\$1326
Price Category V	+\$2434

Eames® Aluminum Group
Ottoman

EA323



Product Information

Description

This upholstered ottoman has a lightweight aluminum frame and 1/2" (GD) glides for hard floors or carpet.

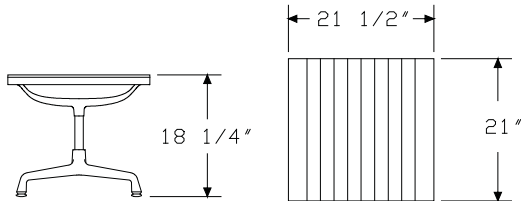
Notes

When ottoman is specified with Cygnus™ mesh, it meets CAL 133 requirements.

For description of glides, see Casters and Glides in Appendices.

Customer's Own Material (COM) requires 1 yard. Customer's Own Leather (COL) requires 20 square feet. See Order Information in Appendices.

Dimensions



Specification Information

Step 1.

EA323 A \$880

Step 2. Base/Frame Finish

91 white A +\$69
G2 graphite satin A +\$55
L polished aluminum A +\$0

Step 3. Fabric

See application chart and textiles list for fabric usage and numbers.
 First 2 digits of number indicate fabric line; remaining digit(s) indicate fabric color.

Price Category 1 +\$0
 Price Category 2 +\$29
 Price Category 3 +\$55
 Price Category 4 +\$83
 Price Category 7 A +\$109
 Price Category 9 +\$281
 Price Category 11 +\$332
 Price Category B +\$29
 Price Category E +\$71
 Price Category F +\$99
 Price Category H +\$168
 Price Category I +\$211
 Price Category K +\$293
 Price Category R +\$647
 Price Category V +\$2194

Eames® Soft Pad Lounge Chair

EA416
EA422



Herman Miller Collection — Lounge Seating

Product Information

Description

This high-back chair has a lightweight aluminum frame and 2"-thick upholstered foam cushions. It has a 4-star base with 1/2" (GD) glides for hard floors or carpet and a fixed seat height.

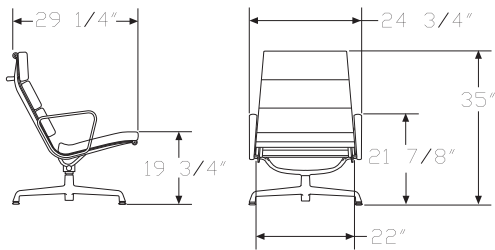
Notes

Chair is tested and warranted for use by persons 300 pounds and under. For description of glides, see Casters and Glides in Appendices.

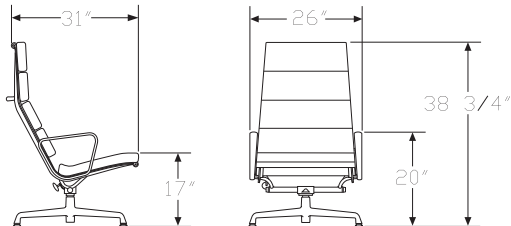
Customer's Own Material (COM) requires 3 yards for 3-cushion chair and 4 yards for 4-cushion chair. Customer's Own Leather (COL) requires 56 square feet for 3-cushion chair and 63 square feet for 4-cushion chair. See Order Information in Appendices.

Dimensions

Swivel



Tilt Swivel



Specification Information

Step 1.

EA4 A

Step 2. Tilt/Number of Cushions/Arms

16 swivel, 3 cushions, and arms A

22 tilt swivel, 4 cushions, and arms A

Prices for Steps 1-2.

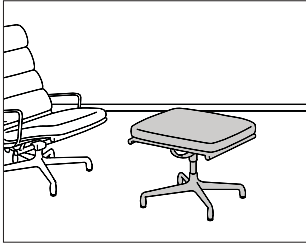
EA416	\$3203
EA422	\$3249

Step 3. Base/Frame Finish

91 white <input type="checkbox"/> A	+\$133
G2 graphite satin <input type="checkbox"/> A	+\$107
L polished aluminum <input type="checkbox"/> A	+\$0

Step 4. Fabric

Price Category 1 <input type="checkbox"/> A	+\$0
Price Category 2	+\$70
Price Category 3	+\$164
Price Category 4	+\$262
Price Category 7 <input type="checkbox"/> A	+\$349
Price Category 9	+\$630
Price Category 11	+\$936
Price Category B	+\$99
Price Category E	+\$245
Price Category F	+\$341
Price Category G	+\$439
Price Category H	+\$585
Price Category I	+\$731
Price Category J	+\$876
Price Category K	+\$1021
Price Category L	+\$1152
Price Category M	+\$1446
Price Category R	+\$2098
Price Category V	+\$2434



Product Information

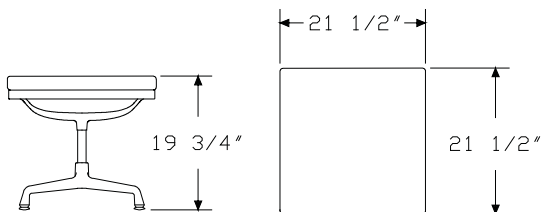
Description

This ottoman has a lightweight aluminum frame, a 2"-thick upholstered foam cushion, and 1/2" (GD) glides for hard floors or carpet.

Notes

For description of glides, see Casters and Glides in Appendices.
 Customer's Own Material (COM) requires 1 1/4 yards. Customer's Own Leather (COL) requires 27 square feet. See Order Information in Appendices.

Dimensions



Specification Information

Step 1.

EA423 A \$1354

Step 2. Base/Frame Finish

91 white A +\$69
G2 graphite satin A +\$55
L polished aluminum A +\$0

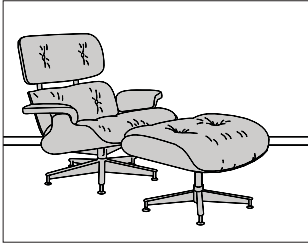
Step 3. Fabric

See application chart and textiles list for fabric usage and numbers.
 First 2 digits of number indicate fabric line; remaining digit(s) indicate fabric color.

Price Category 1 +\$0
 Price Category 2 +\$69
 Price Category 3 +\$104
 Price Category 4 +\$130
 Price Category 7 A +\$139
 Price Category 9 +\$308
 Price Category 11 +\$440
 Price Category B +\$36
 Price Category E +\$88
 Price Category F +\$124
 Price Category G +\$158
 Price Category H +\$211
 Price Category I +\$262
 Price Category J +\$314
 Price Category K +\$367
 Price Category L +\$414
 Price Category M +\$520
 Price Category R +\$660
 Price Category V +\$2194

Eames® Lounge Chair and Ottoman

ES670



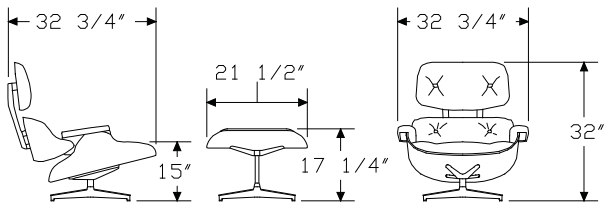
Herman Miller Collection — Lounge Seating

Product Information

Description
 This fixed-height chair has a molded veneer seat and back shell; the ottoman has a molded veneer shell. Both the chair and ottoman have foam cushions with leather upholstery and a black enameled base with polished aluminum accents. The chair has a swivel mechanism.

Notes
 Santos palisander veneer is celebrated for its unique grain and color variations. Similar products ordered in multiples or dissimilar products ordered separately should be expected to have variation in both grain and color characteristics; no two products will look exactly alike. Customer's Own Leather (COL) requires 55 square feet. See Order Information in Appendices.

Dimensions



Specification Information

Step 1.
ES67071 [A] \$4495

Step 2. Shell Finish

OU	walnut [A]	+\$0
CX	natural cherry [A]	+\$85
5Q	oiled walnut [A]	+\$1010
9N	santos palisander [A]	+\$1070
5D	oiled santos palisander [A]	+\$2080

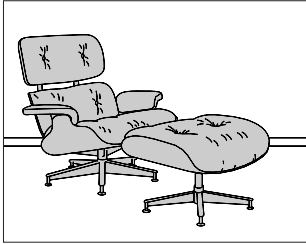
Step 3. Leather

See application chart and textiles list for fabric usage and numbers. First 2 digits of number indicate fabric line; remaining digit(s) indicate fabric color.

Price Category 7 [A]	+\$300
Price Category 9	+\$612
Price Category 11	+\$924
Price Category R	+\$1254
Price Category V	+\$2434

Eames® Lounge Chair and Ottoman White Ash

ES670

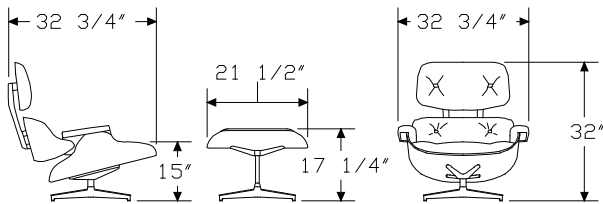


Product Information

Description

This fixed-height chair and ottoman has a molded white ash plywood shell and foam cushions with white leather upholstery. The chair base, back supports, and ottoman base are white enamel with aluminum accents. The chair has a swivel mechanism.

Dimensions



Specification Information


Step 1.

ES67071RE A \$4995

Step 2. Leather

See application chart and textiles list for fabric usage and numbers. First 2 digits of number indicate fabric line; remaining digit(s) indicate fabric color.

Price Category 11 +\$924



Product Information

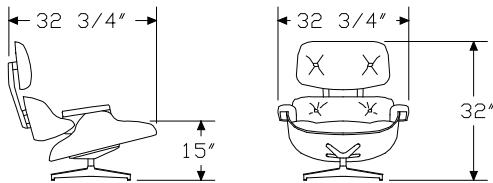
Description

This fixed-height chair has a molded veneer seat and back shell. It has foam cushions with leather upholstery, a black enameled base with polished aluminum accents, and a swivel mechanism.

Notes

Santos palisander veneer is celebrated for its unique grain and color variations. Similar products ordered in multiples or dissimilar products ordered separately should be expected to have variation in both grain and color characteristics; no two products will look exactly alike. Customer's Own Leather (COL) requires 40 square feet. See Order Information in Appendices.

Dimensions



Specification Information

Step 1.

ES670 [A] \$3601

Step 2. Shell Finish


OU	walnut [A]	+\$0
CX	natural cherry [A]	+\$60
5Q	oiled walnut [A]	+\$677
9N	santos palisander [A]	+\$870
5D	oiled santos palisander [A]	+\$1547

Step 3. Leather

See application chart and textiles list for fabric usage and numbers. First 2 digits of number indicate fabric line; remaining digit(s) indicate fabric color.

Price Category 7 [A]	+\$288
Price Category 9	+\$448
Price Category 11	+\$672
Price Category R	+\$1188
Price Category V	+\$2314

Eames® Lounge Chair White Ash ES670

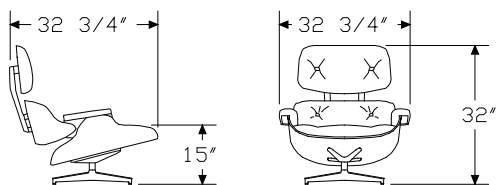


Product Information

Description

This fixed-height chair has a molded white ash plywood shell and foam cushions with white leather upholstery. The chair base and back supports are white enamel with aluminum accents. The chair has a swivel mechanism.

Dimensions



Specification Information

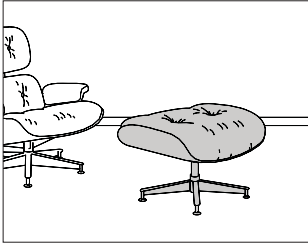
Step 1.

ES670RE A \$3951

Step 2. Leather

See application chart and textiles list for fabric usage and numbers. First 2 digits of number indicate fabric line; remaining digit(s) indicate fabric color.

Price Category 11 + \$672



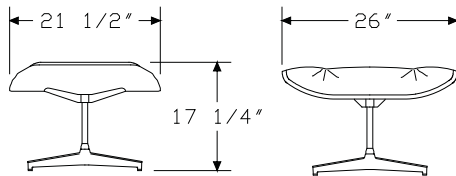
Herman Miller Collection — Lounge Seating

Product Information

Description
 This ottoman has a molded veneer shell, foam cushion with leather upholstery, and black enameled base with polished aluminum accents.

Notes
 Santos palisander veneer is celebrated for its unique grain and color variations. Similar products ordered in multiples or dissimilar products ordered separately should be expected to have variation in both grain and color characteristics; no two products will look exactly alike. Customer's Own Leather (COL) requires 15 square feet. See Order Information in Appendices.

Dimensions



Specification Information

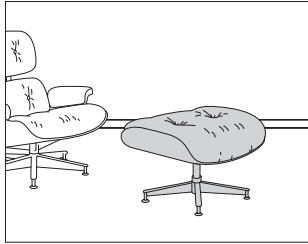
Step 1.
ES671 [A] \$1373

Step 2. Shell Finish

OU	walnut [A]	+\$0
CX	natural cherry [A]	+\$25
9N	santos palisander [A]	+\$318
5Q	oiled walnut [A]	+\$333
5D	oiled santos palisander [A]	+\$651

Step 3. Leather
 See application chart and textiles list for fabric usage and numbers. First 2 digits of number indicate fabric line; remaining digit(s) indicate fabric color.

Price Category 7 [A]	+\$107
Price Category 9	+\$164
Price Category 11	+\$252
Price Category R	+\$543
Price Category V	+\$2194

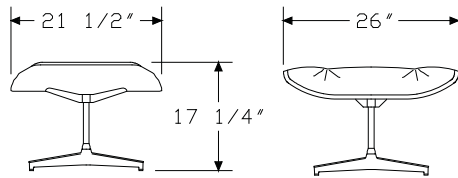


Product Information

Description

This ottoman has a molded plywood shell, foam cushion with white leather upholstery, and a white enamel base with aluminum accents.

Dimensions



Specification Information

Step 1.

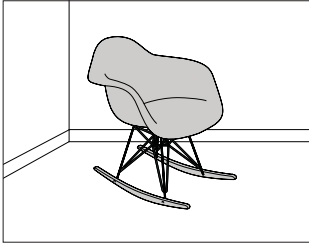
ES671RE A \$1523

Step 2. Leather

*See application chart and textiles list for fabric usage and numbers.
First 2 digits of number indicate fabric line; remaining digit(s) indicate fabric color.*

Price Category 11 +\$252

Eames® Molded Plastic Armchair RAR.
Rocker Base

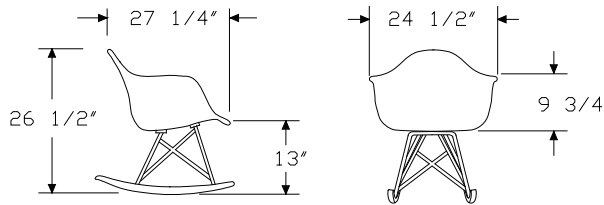


Herman Miller Collection — Lounge Seating

Product Information

Description
This chair has a single-piece molded seat and back with arms, waterfall edges, and chrome or black legs with solid-maple or walnut rockers.


Dimensions



Specification Information

Step 1.		
RAR.		\$646
Step 2. Base Finish		
47	trivalent chrome	+\$20
BK	black	+\$0
Step 3. Rocker Finish		
Z5	maple	+\$0
OU	walnut	+\$30
Step 4. Seat/Back Finish		
4T	aqua sky	+\$0
5B	java	+\$0
6Y	wafer	+\$0
92	greystone	+\$0
9J	sparrow	+\$0
ZA	black	+\$0
ZE	red	+\$0
ZF	white	+\$0
ZH	light blue	+\$0
ZS	lime green	+\$0

Eames® Molded Plywood Lounge Chair Metal Base LCM.



Product Information

Description

This 26 1/2"-high molded plywood chair has natural face veneers, hardwood inner plies, and a 5-ply seat and back. It has a polished chrome-plated 4-leg base and self-leveling nylon glides. When upholstered, the back and seat shells have exposed veneer on their backside.

Notes

Red stain (11) shell finish is on birch veneer. This stain allows the wood grain to show through; inner plies are visible. Natural variations in wood grain may affect the appearance of this stain color.

Ebony (EN) shell finish is stain on ash veneer; inner plies are not as visible.

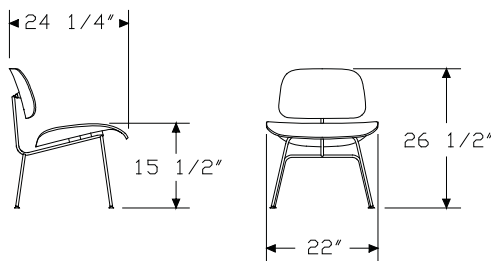
Santos palisander veneer is celebrated for its unique grain and color variations. Similar products ordered in multiples or dissimilar products ordered separately should be expected to have variation in both grain and color characteristics; no two products will look exactly alike.

Black (BK) base finish has black glides. Trivalent chrome (47) base finish has white glides.

Avoid placement in direct sunlight.

Customer's Own Material (COM) requires 1 yard. Customer's Own Leather (COL), requires 14 square feet. See COM Information in Appendices for additional information.

Dimensions



Specification Information

Step 1.

LC A

Step 2. Upholstery

M. nonupholstered shell A

M.U upholstered shell A

Prices for Steps 1-2.

LCM. \$691

LCM.U \$1271

Step 3. Base Finish

BK black A +\$0

47 trivalent chrome A +\$20

Step 4. Shell Finish

Wood Veneer

OU walnut A +\$0

CX natural cherry A +\$35

11 red stain A +\$115

A2 white ash A +\$115

EN ebony A +\$115

9N santos palisander A +\$285

Step 5. Fabric

For upholstered shell (M.U)

Price Category 1 A +\$0

Price Category 2 +\$29

Price Category 3 +\$55

Price Category 4 +\$83

Price Category 7 A +\$175

Price Category 11 +\$560

Price Category E +\$116

Price Category F +\$160

Price Category G +\$272

Price Category H +\$305

Price Category I +\$341


Price Category J +\$376

Price Category K +\$413

Price Category L +\$462

Price Category M +\$519

Eames® Molded Plywood Lounge Chair Wood Base LCW.



Herman Miller Collection — Lounge Seating

Product Information

Description

This 26½"-high molded plywood chair has natural face veneers, hardwood inner plies, a 5-ply seat and back, and 8-ply legs. When upholstered, the back and seat shells have exposed veneer on their backside.

Notes

Red stain (11) shell finish is on birch veneer. This stain allows the wood grain to show through; inner plies are visible. Natural variations in wood grain may affect the appearance of this stain color.

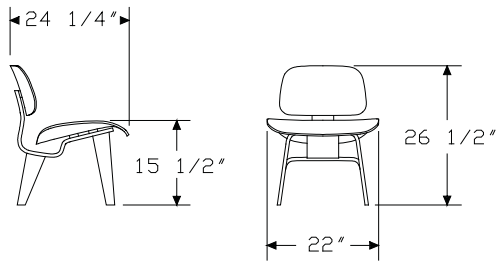
Ebony (EN) shell finish is stain on ash veneer; inner plies are not as visible.

Santos palisander veneer is celebrated for its unique grain and color variations. Similar products ordered in multiples or dissimilar products ordered separately should be expected to have variation in both grain and color characteristics; no two products will look exactly alike.

Avoid placement in direct sunlight.

Customer's Own Material (COM) requires 1 yard. Customer's Own Leather (COL), requires 14 square feet. See COM Information in Appendices for additional information.

Dimensions



Specification Information

Step 1.

LC A

Step 2. Upholstery

W. nonupholstered shell A

W.U upholstered shell A

Prices for Steps 1-2.

LCW.	\$919
LCW.U	\$1568

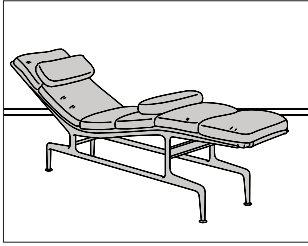
Step 3. Finish

OU	walnut <input type="checkbox"/> A	+\$0
CX	natural cherry <input type="checkbox"/> A	+\$45
11	red stain <input type="checkbox"/> A	+\$154
A2	white ash <input type="checkbox"/> A	+\$154
EN	ebony <input type="checkbox"/> A	+\$154
9N	santos palisander <input type="checkbox"/> A	+\$575

Step 4. Fabric

For upholstered shell (W.U)

Price Category 1 <input type="checkbox"/> A	+\$0
Price Category 2	+\$29
Price Category 3	+\$55
Price Category 4	+\$83
Price Category 7 <input type="checkbox"/> A	+\$175
Price Category 11	+\$560
Price Category E	+\$116
Price Category F	+\$160
Price Category G	+\$272
Price Category H	+\$305
Price Category I	+\$341
Price Category J	+\$376
Price Category K	+\$413
Price Category L	+\$462
Price Category M	+\$519



Product Information

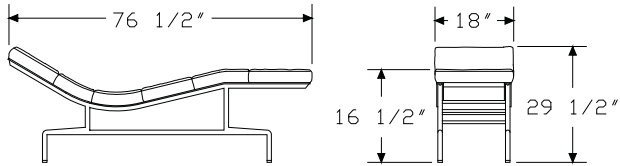
Description

This chaise has 6 2"-thick foam cushions with leather upholstery supported by a fabric sling. It has nylon glides and includes 2 loose cushions.

Notes

When pearl MCL leather (1R01) is specified, the fabric sling will be white.
When black MCL leather (1R10) is specified, the fabric sling will be black.

Dimensions



Specification Information

Step 1.

ES106 [A] \$5218

Step 2. Frame Finish

91 white [A] +\$450
EP eggplant [A] +\$450
G2 graphite satin [A] +\$450

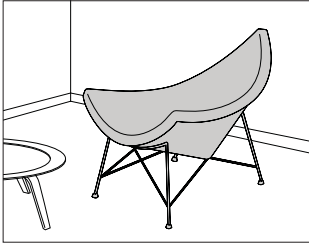
Step 3. Leather

See application chart and textiles list for fabric usage and numbers.
First 2 digits of number indicate fabric line; remaining digit(s) indicate fabric color.

Price Category 11 +\$1151

Herman Miller Collection — Lounge Seating

Nelson™ Coconut Lounge Chair 5569.

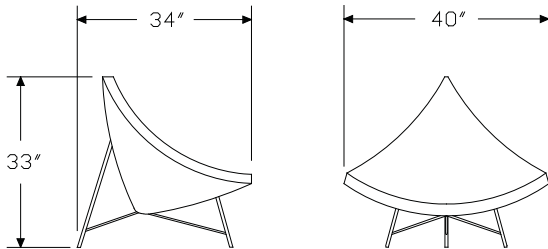


Product Information

Description

This chair has a 1-piece foam cushion upholstered in black leather, a white molded plastic shell, and a polished chrome base.

Dimensions



Specification Information


Step 1.

5569. A

\$6059

Paso Doble Chaise

MGP40.

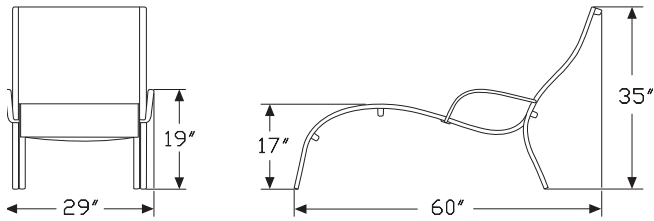


Product Information

Description

This stacking chaise lounge comes with an aluminum frame. The arms and crosspieces are made of die-cast aluminum. Chairs can stack up to 6 high.

Dimensions



Specification Information

Step 1.

MGP40. [A] \$2533

Step 2. Frame Finish

YKB black [A] +\$0
YKJ white [A] +\$0
YKV polished aluminum [A] +\$467

Step 3. Seat Fabric

For black (YKB)

YKM black polymer [A] +\$0
YKC black polyester-cotton [A] +\$35

For white (YKJ)

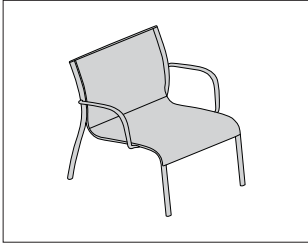
YKL white polymer [A] +\$0

For polished aluminum (YKV)

YKC black polyester-cotton [A] +\$0
YKR white-black melange [A] +\$0
YKL white polymer [A] +\$15
YKM black polymer [A] +\$15

Paso Doble Lounge Chair

MGP01.



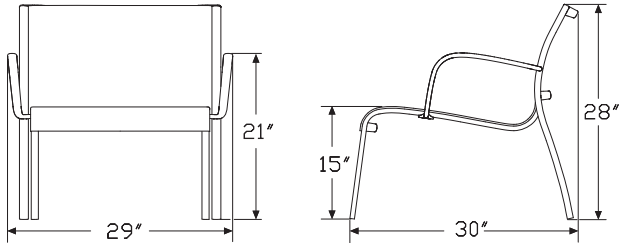
Herman Miller Collection — Lounge Seating

Product Information

Description

This stacking low chair comes with an aluminum frame and is available with or without arms. The arms and crosspieces are die-cast aluminum. Chairs can stack up to 6 high. Package contains 2 chairs.

Dimensions



Specification Information

Step 1.

MGP01. A

Step 2. Arms

N no arms A

A arms A

Prices for Steps 1-2.

MGP01.N	\$1698
A	\$2244

Step 3. Frame Finish

		N	A
YKB	black <input type="checkbox"/> A	+\$0	0
YKJ	white <input type="checkbox"/> A	+\$0	0
YKV	polished aluminum <input type="checkbox"/> A	+\$458	498

Step 4. Seat Fabric

For black (YKB)

		N	A
YKM	black polymer <input type="checkbox"/> A	+\$0	0
YKC	black polyester-cotton <input type="checkbox"/> A	+\$42	82
YKP	black leather <input type="checkbox"/> A	+\$1312	1352

For white (YKJ)

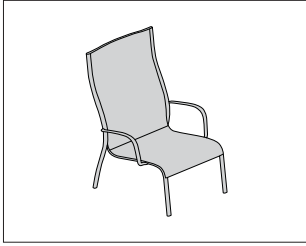
YKL	white polymer <input type="checkbox"/> A		+\$0
------------	--	--	------

For polished aluminum (YKV)

		N	A
YKL	white polymer <input type="checkbox"/> A	+\$0	0
YKM	black polymer <input type="checkbox"/> A	+\$0	0
YKC	black polyester-cotton <input type="checkbox"/> A	+\$40	40
YKR	white-black melange <input type="checkbox"/> A	+\$40	40
YKD	black leather <input type="checkbox"/> A	+\$1260	1310

Paso Doble Lounge Chair High Back

MGP02.

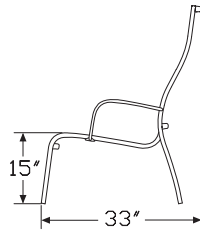
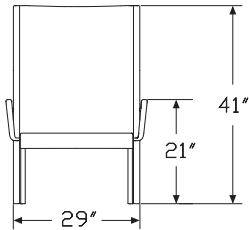


Product Information

Description

This stacking low chair with high back is available with or without arms. The frame is aluminum and the arms and crosspieces are die-cast aluminum. Chairs can stack up to 6 high. Package contains 2 chairs.

Dimensions



Specification Information

Step 1.

MGP02. A \$2450

Step 2. Frame Finish

YKB black A +\$0

YKJ white A +\$0

YKV polished aluminum A +\$620

Step 3. Seat Fabric

For black (YKB)

YKM black polymer A +\$0

YKC black polyester-cotton A +\$40

For white (YKJ)

YKL white polymer A +\$0

For polished aluminum (YKV)

YKL white polymer A +\$0

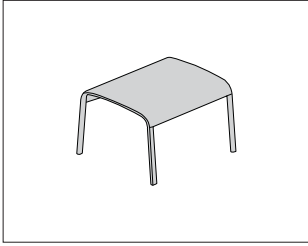
YKM black polymer A +\$0

YKC black polyester-cotton A +\$80

YKR white-black melange A +\$80

Paso Doble Ottoman

MGP03.

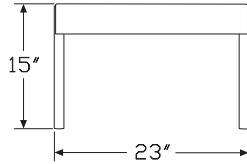
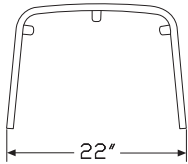


Herman Miller Collection — Lounge Seating

Product Information

Description
This footstool has an aluminum frame. The crosspieces are made of die-cast aluminum. Package contains 2 footstools.

Dimensions



Specification Information

Step 1.
MGP03. A \$1278

Step 2. Frame Finish

YKB	black	<input type="checkbox"/> A	+\$0
YKJ	white	<input type="checkbox"/> A	+\$0
YKV	polished aluminum	<input type="checkbox"/> A	+\$182

Step 3. Seat Fabric

For black (YKB)

YKM	black polymer	<input type="checkbox"/> A	+\$0
YKC	black polyester-cotton	<input type="checkbox"/> A	+\$40

For white (YKJ)

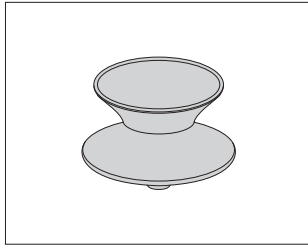
YKL	white polymer	<input type="checkbox"/> A	+\$0
------------	---------------	----------------------------	------

For polished aluminum (YKV)

YKL	white polymer	<input type="checkbox"/> A	+\$0
YKM	black polymer	<input type="checkbox"/> A	+\$0
YKC	black polyester-cotton	<input type="checkbox"/> A	+\$40
YKR	white-black melange	<input type="checkbox"/> A	+\$40

Spun Rotating Chair

MGN00.



Product Information

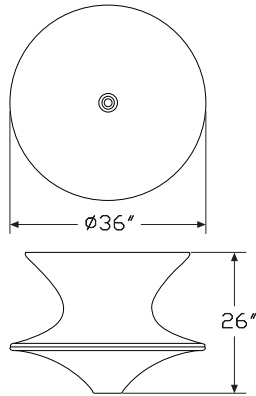
Description

This rotating low chair is made from polypropylene.

Notes

Chair is suitable for outdoor use.

Dimensions



Specification Information

Step 1.


MGN00. A \$635

Step 2. Finish

YLB dark purple A +\$0
YLD red A +\$0
YLG white A +\$0
YLH grey anthracite A +\$0

Scissor Chair

SBSC-
SBSD-



Herman Miller Collection — Lounge Seating

Product Information

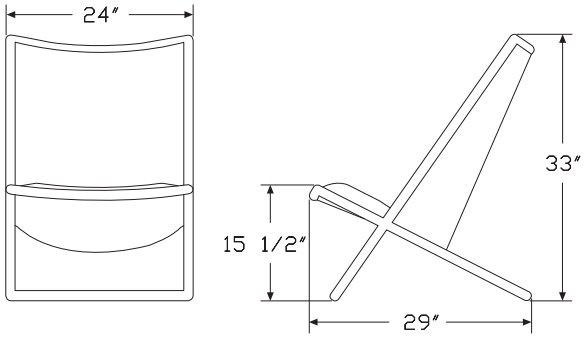
Description

The frame of this chair is solid ash. The seat has foam and Dacron® over plywood. The back is FR foam over hardwood insert.

Notes

Customers Own Material (COM) requires 3½ yards. Customers Own Leather (COL) requires 58 square feet. See Order Information in Appendices.

Dimensions



Specification Information

Step 1.

SBS

Step 2. Frame

C-1098 solid ash

D-1099 welded tubular steel

Prices for Steps 1-2.

SBSC-1098 \$2239

SBSD-1099 \$2397

Step 3. Wood Finish

For solid ash (C-1098)

235	natural ash <input type="checkbox"/>	+\$0
314	ebonized ash <input type="checkbox"/>	+\$0
632	sundance anigre <input type="checkbox"/>	+\$0
633	caramel anigre <input type="checkbox"/>	+\$0
634	henna anigre <input type="checkbox"/>	+\$0
643	caramel cherry <input type="checkbox"/>	+\$0
644	henna cherry <input type="checkbox"/>	+\$0
645	port cherry <input type="checkbox"/>	+\$0
646	cocoa cherry <input type="checkbox"/>	+\$0
654	henna sapele <input type="checkbox"/>	+\$0
655	port sapele <input type="checkbox"/>	+\$0
656	cocoa sapele <input type="checkbox"/>	+\$0
657	espresso sapele <input type="checkbox"/>	+\$0
673	caramel walnut <input type="checkbox"/>	+\$0
674	henna walnut <input type="checkbox"/>	+\$0
675	port walnut <input type="checkbox"/>	+\$0
676	cocoa walnut <input type="checkbox"/>	+\$0
2U	light brown walnut <input type="checkbox"/>	+\$0
40	dark brown walnut <input type="checkbox"/>	+\$0
EK	medium red walnut <input type="checkbox"/>	+\$0
UX	walnut on cherry <input type="checkbox"/>	+\$0

Scissor Chair *continued*


Step 4. Upholstery		
Price Category (Geiger) COM	<input type="checkbox"/> A	+\$0
Price Category (Geiger) COL	<input type="checkbox"/> A	+\$293
Price Category (Geiger) A		+\$193
Price Category (Geiger) B		+\$210
Price Category (Geiger) C		+\$228
Price Category (Geiger) D		+\$263
Price Category (Geiger) F		+\$333
Price Category (Geiger) G		+\$368
Price Category (Geiger) H		+\$403
Price Category (Geiger) J		+\$455
Price Category (Geiger) K		+\$508
Price Category (Geiger) L		+\$560
Price Category (Geiger) M		+\$630
Price Category (Geiger) P		+\$770
Price Category (Geiger) Q		+\$1463
Price Category (Geiger) Leather		+\$2204

Step 5. Base Finish		
<i>For welded tubular steel (D-1099)</i>		
BNZ	bronze <input type="checkbox"/> A	+\$0
CHR	chrome <input type="checkbox"/> A	+\$0
SAC	satin chrome <input type="checkbox"/> A	+\$0

Step 6. Fire Retardancy		
NOCAL	not fire retardant <input type="checkbox"/> A	+\$0
133	fire retardant <input type="checkbox"/> A	+\$228

Sled Chair

SBSU-



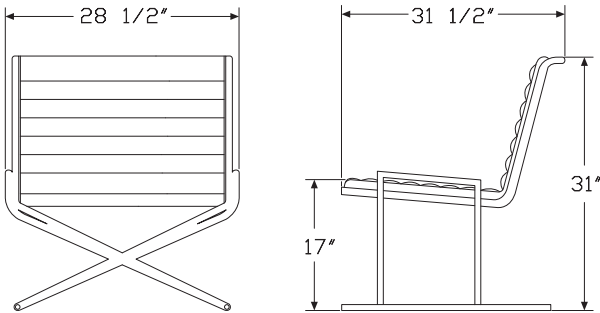
Herman Miller Collection — Lounge Seating

Product Information

Description
 This chair has a welded tubular steel frame. The seat consists of foam and Dacron® over plywood. The back is FR foam over hardwood insert.

Notes
 Customers Own Material (COM) requires 3 yards. Customers Own Leather (COL) requires 54 square feet. See Order Information in Appendices.

Dimensions



Specification Information

Step 1.

SBS **A**

Step 2. Material

U-1060 upholstery **A**

Prices for Steps 1-2.

SBSU-1060 \$3749

Step 3. Upholstery

Price Category (Geiger) COM	<input type="checkbox"/> A	+\$0
Price Category (Geiger) COL	<input type="checkbox"/> A	+\$270
Price Category (Geiger) A		+\$165
Price Category (Geiger) B		+\$180
Price Category (Geiger) C		+\$195
Price Category (Geiger) D		+\$225
Price Category (Geiger) F		+\$285
Price Category (Geiger) G		+\$315
Price Category (Geiger) H		+\$345
Price Category (Geiger) J		+\$390
Price Category (Geiger) K		+\$435
Price Category (Geiger) L		+\$480
Price Category (Geiger) M		+\$540
Price Category (Geiger) P		+\$660
Price Category (Geiger) Q		+\$1350
Price Category (Geiger) Leather		+\$2052

Step 4. Base Finish

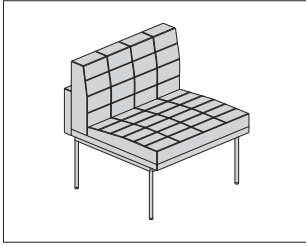
BNZ bronze	<input type="checkbox"/> A	+\$0
CHR chrome	<input type="checkbox"/> A	+\$0
SAC satin chrome	<input type="checkbox"/> A	+\$0

Step 5. Fire Retardancy

NOCAL not fire retardant	<input type="checkbox"/> A	+\$0
133 fire retardant	<input type="checkbox"/> A	+\$195

Tuxedo Club Chair

ST1AN
ST1AQ
ST1NN
ST1NQ

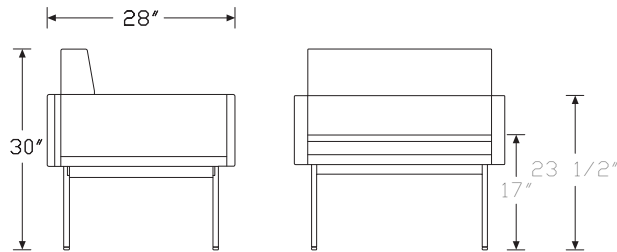


Product Information

Description

This club chair has a foam and Dacron® seat with a painted or plated steel base.

Dimensions



Specification Information

Step 1.

ST1 A

Step 2. Arms

N no arms A

A arms A

Step 3. Upholstery Type

N not quilted A

Q quilted A

Prices for Steps 1-3.

ST1NN	\$1918
ST1NQ	\$1989
ST1AN	\$2499
ST1AQ	\$2540

Step 4. Upholstery

	N	A
Price Category (Geiger) COM <input type="checkbox"/> A	+\$0	0
Price Category (Geiger) COL <input type="checkbox"/> A	+\$338	495
Price Category (Geiger) A	+\$206	303
Price Category (Geiger) B	+\$225	330
Price Category (Geiger) C	+\$244	358
Price Category (Geiger) D	+\$281	413
Price Category (Geiger) F	+\$356	523
Price Category (Geiger) G	+\$394	578
Price Category (Geiger) H	+\$431	633
Price Category (Geiger) J	+\$488	715
Price Category (Geiger) K	+\$544	798
Price Category (Geiger) L	+\$600	880
Price Category (Geiger) M	+\$675	990
Price Category (Geiger) N	+\$750	1100
Price Category (Geiger) P	+\$825	1210
Price Category (Geiger) Q	+\$1688	2475
Price Category (Geiger) Leather	+\$2565	3762

Step 5. Base Finish

926 black <input type="checkbox"/> A	+\$0
AS arctic silver <input type="checkbox"/> A	+\$0
WHT white <input type="checkbox"/> A	+\$0
BNZ bronze <input type="checkbox"/> A	+\$295
CHR chrome <input type="checkbox"/> A	+\$295
SAC satin chrome <input type="checkbox"/> A	+\$295

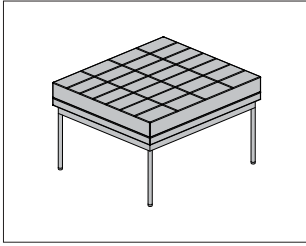
Tuxedo Club Chair *continued*

Herman Miller Collection — Lounge Seating

Step 6. Fire Retardancy		N	A
NOCAL	not fire retardant <input type="checkbox"/>	+\$0	0
133	fire retardant <input type="checkbox"/>	+\$244	358

Tuxedo Ottoman

ST1BN
ST1BQ

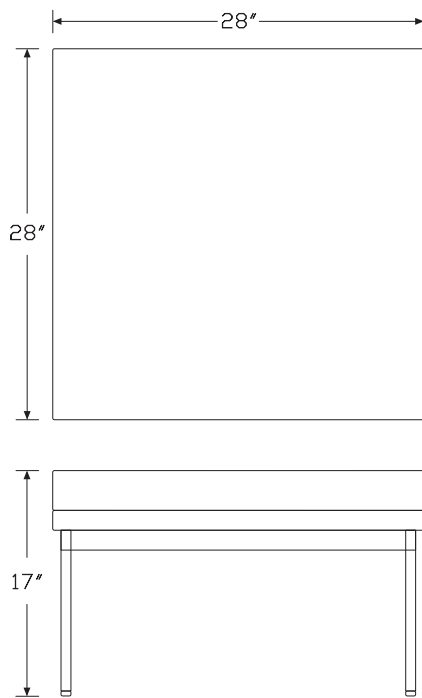


Product Information

Description

This 17"-high ottoman has a foam and Dacron® seat with a painted or plated steel base.

Dimensions



Specification Information

Step 1.

ST1B A

Step 2. Upholstery Type

N not quilted A

Q quilted A

Prices for Steps 1-2.

ST1BN	\$1132
ST1BQ	\$1153

Step 3. Upholstery

Price Category (Geiger) COM <input type="checkbox"/> A	+\$0
Price Category (Geiger) COL <input type="checkbox"/> A	+\$135
Price Category (Geiger) A	+\$83
Price Category (Geiger) B	+\$90
Price Category (Geiger) C	+\$98
Price Category (Geiger) D	+\$113
Price Category (Geiger) F	+\$143
Price Category (Geiger) G	+\$158
Price Category (Geiger) H	+\$173
Price Category (Geiger) J	+\$195
Price Category (Geiger) K	+\$218
Price Category (Geiger) L	+\$240
Price Category (Geiger) M	+\$270
Price Category (Geiger) N	+\$300
Price Category (Geiger) P	+\$330
Price Category (Geiger) Q	+\$675
Price Category (Geiger) Leather	+\$1026

Step 4. Base Finish

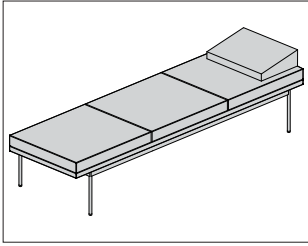
926 black <input type="checkbox"/> A	+\$0
AS arctic silver <input type="checkbox"/> A	+\$0
WHT white <input type="checkbox"/> A	+\$0
BNZ bronze <input type="checkbox"/> A	+\$295
CHR chrome <input type="checkbox"/> A	+\$295
SAC satin chrome <input type="checkbox"/> A	+\$295

Step 5. Fire Retardancy

NOCAL not fire retardant <input type="checkbox"/> A	+\$0
133 fire retardant <input type="checkbox"/> A	+\$98

Tuxedo Daybed

ST3DN
ST3DQ



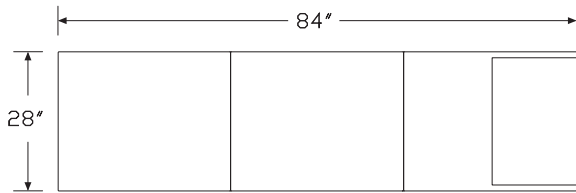
Herman Miller Collection — Lounge Seating

Product Information

Description

This 17"-high daybed has a foam and Dacron® seat with a painted or plated steel base.

Dimensions



Specification Information

Step 1.

ST3D A

Step 2. Upholstery Type

N not quilted A

Q quilted A

Prices for Steps 1-2.

ST3DN	\$2897
ST3DQ	\$2958

Step 3. Upholstery

Price Category (Geiger) COM <input type="checkbox"/> A	+\$0
Price Category (Geiger) COL <input type="checkbox"/> A	+\$495
Price Category (Geiger) A	+\$303
Price Category (Geiger) B	+\$330
Price Category (Geiger) C	+\$358
Price Category (Geiger) D	+\$413
Price Category (Geiger) F	+\$523
Price Category (Geiger) G	+\$578
Price Category (Geiger) H	+\$633
Price Category (Geiger) J	+\$715
Price Category (Geiger) K	+\$798
Price Category (Geiger) L	+\$880
Price Category (Geiger) M	+\$990
Price Category (Geiger) N	+\$1100
Price Category (Geiger) P	+\$1210
Price Category (Geiger) Q	+\$2475
Price Category (Geiger) Leather	+\$3762

Step 4. Base Finish

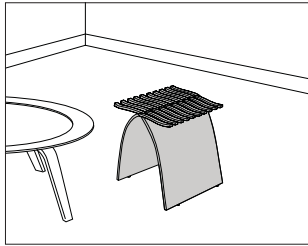
926 black <input type="checkbox"/> A	+\$0
AS arctic silver <input type="checkbox"/> A	+\$0
WHT white <input type="checkbox"/> A	+\$0
BNZ bronze <input type="checkbox"/> A	+\$645
CHR chrome <input type="checkbox"/> A	+\$645
SAC satin chrome <input type="checkbox"/> A	+\$645

Step 5. Fire Retardancy

NOCAL not fire retardant <input type="checkbox"/> A	+\$0
133 fire retardant <input type="checkbox"/> A	+\$358

Capelli Stool

KC100.



Product Information

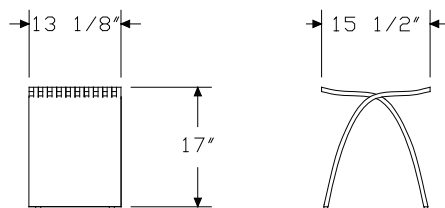
Description

This stool has 2 molded plywood pieces that interlock to form a seat. The 2 pieces lock against one another for a strong and stable structure. The stool has 11 alternating light and dark hardwood inner plies with a light ash face veneer.

Notes

For shipping and storage, the stool unfolds and the 2 halves stack together. No tools or fasteners are required.

Dimensions



Specification Information

Step 1.

KC100. A \$620

Step 2. Finish


AV light ash A +\$0

Eames® Walnut Stool

411

412

413

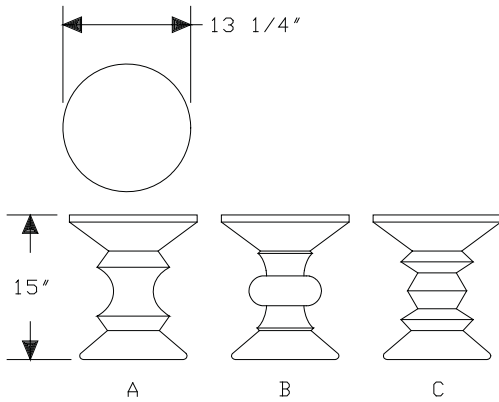


Product Information

Description

This solid walnut stool is available with 3 base shapes.

Dimensions



Specification Information

Step 1.

41 A

Step 2. Shape

1 a shape A

2 b shape A


3 c shape A

Prices for Steps 1-2.

411	\$1025
412	\$1025
413	\$1025

Nelson™ Pedestal Stool

PS16

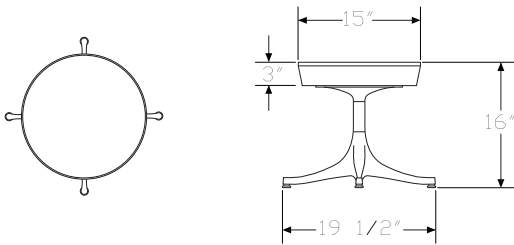


Product Information

Description

This 16"-high stool has a 4-star, aluminum base with adjustable glides and a 3"-thick upholstered foam seat.

Dimensions



Specification Information

Step 1.

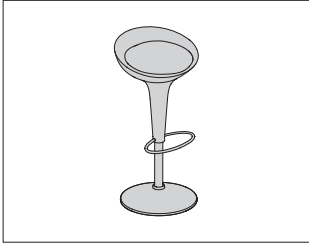
PS16 A \$850

Step 2. Base Finish

91 white A +\$0
98 studio white A +\$0
BK black A +\$0
L polished aluminum A +\$0

Step 3. Fabric

Price Category 1 A +\$0
 Price Category 2 +\$29
 Price Category 3 +\$55
 Price Category 4 +\$83
 Price Category 7 A +\$175
 Price Category 11 +\$332
 Price Category E +\$116
 Price Category F +\$160
 Price Category G +\$206
 Price Category H +\$279
 Price Category I +\$341
 Price Category J +\$376
 Price Category K +\$413
 Price Category L +\$462
 Price Category M +\$519



Product Information

Description
 This swivel bar stool is available with a fixed height or an adjustable height with gas piston. The base, frame, footrest and handle are stainless steel. The seat is polished die-cast aluminum.

Notes
 Stool is flame retardant.

Dimensions

Specification Information

Step 1.

MGB20. A

Step 2. Height Adjustment

F33 fixed height, 33" high A

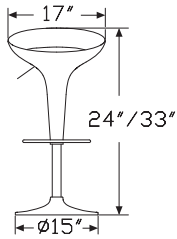
F29 fixed height, 29" high A

A adjustable height A

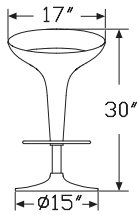
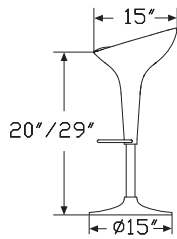
Prices for Steps 1-2.

MGB20.F33	\$1437
F29	\$1437
A	\$1468

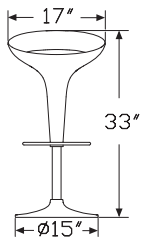
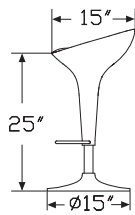
Herman Miller Collection – Stools



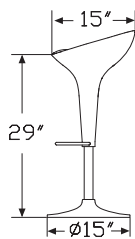
A



F29



F33



Al Bombo® Kit

MGB90.

Product Information

Description

This care kit is recommended to maintain brilliance of aluminum, which is likely to dull overtime.

Notes

Care kit contains:

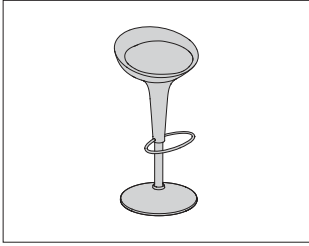
- 1 tube of abrasive paste (250 gr.)
- 1 tube of protection paste (250 gr.)
- 1 set of special cleaning paper

Specification Information

Step 1.

MGB90. A

\$158

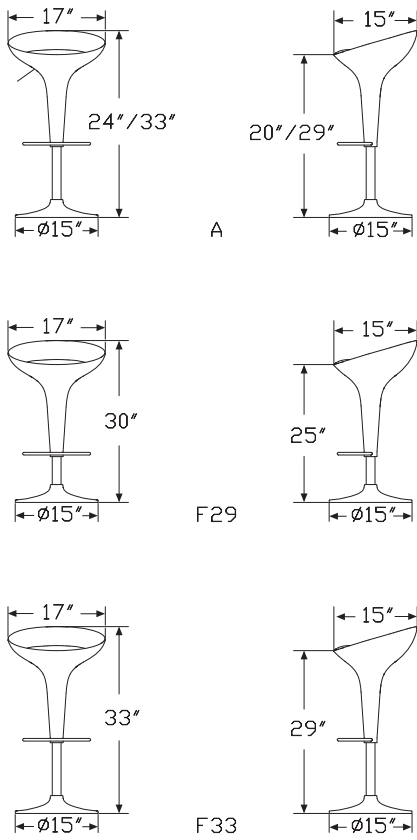


Herman Miller Collection — Stools

Product Information

Description
 This swivel bar stool is available with a fixed height or an adjustable height with gas piston. The base is chromed steel, and the seat is ABS.

Dimensions



Specification Information

Step 1.

MGB21.

Step 2. Height Adjustment

- F33** fixed height, 33" high A
- F29** fixed height, 29" high A
- A** adjustable height

Prices for Steps 1-2.

MGB21.F33	\$807
F29	\$807
A	\$843

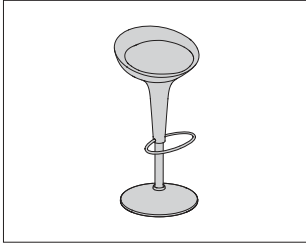
Step 3. Seat Finish

For adjustable height (A)

YDF brown <input type="checkbox"/> A	+\$0
YDM grey anthracite	+\$0
YDN ivory <input type="checkbox"/> A	+\$0
YDQ metallic silver <input type="checkbox"/> A	+\$61
YDT red <input type="checkbox"/> A	+\$0
YDW white	+\$0

For fixed height, 33" high (F33) or fixed height, 29" high (F29)

YDM grey anthracite <input type="checkbox"/> A	+\$0
YDQ metallic silver <input type="checkbox"/> A	+\$61
YDW white <input type="checkbox"/> A	+\$0



Product Information

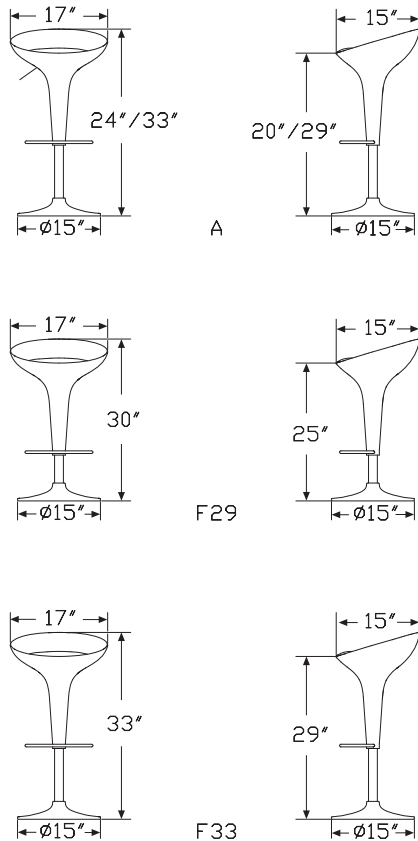
Description

This swivel bar stool is available with a fixed height or an adjustable height with gas piston. The base, frame, footrest and handle are stainless steel. The seat is glossy ABS.

Notes

Stool is flame retardant.

Dimensions



Specification Information

Step 1.

MGB22. A

Step 2. Height Adjustment

F33 fixed height, 33" high A

F29 fixed height, 29" high A

A adjustable height A

Prices for Steps 1-2.


MGB22.F33	\$1051
F29	\$1051
A	\$1061

Step 3. Seat Finish

YDB black <input type="checkbox"/> A	+\$0
YDT red <input type="checkbox"/> A	+\$0
YDW white <input type="checkbox"/> A	+\$0

Deja-Vu Stool

MGD20.



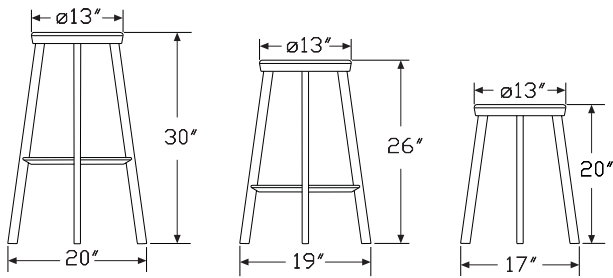
Herman Miller Collection – Stools

Product Information

Description
This bar stool is available in a high, medium, and low height. The seat and leg finishes are available in black, white, and polished aluminum.

Notes
Stool is flame retardant.

Dimensions



Specification Information

Step 1.
MGD20.

Step 2. Height

- L** low height
- M** medium height
- H** high height

Prices for Steps 1-2.

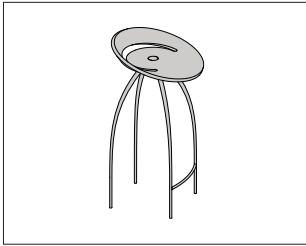
MGD20.L	\$366
M	\$481
H	\$501

Step 3. Seat/Leg Finish

		L	M	H
YFB	black <input type="checkbox"/>	+\$0	0	0
YFH	white <input type="checkbox"/>	+\$0	0	0
YFD	polished aluminum <input type="checkbox"/>	+\$101	102	92

Lyra Stool

MGL20.

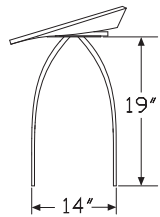
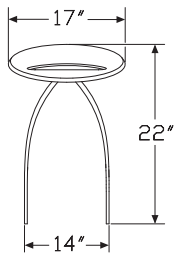
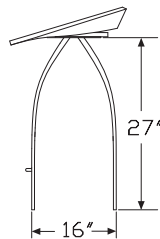
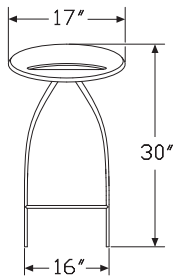
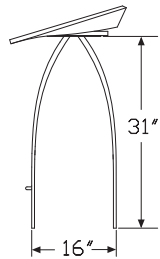
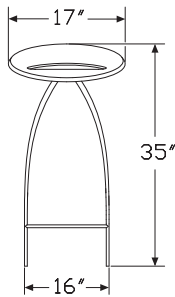


Product Information

Description

This stool comes in high, medium and low heights. The frame is a steel tube, available chromed or stained in epoxy resin grey anthracite. The seat is available in beech plywood, oak plywood stained wenge, and beech stained grey anthracite. Package contains 4 chairs.

Dimensions



Specification Information

Step 1.

MGL20.

Step 2. Stool Height

- L** low height A
- M** medium height A
- H** high height

Prices for Steps 1-2.

MGL20.L	\$2020
M	\$2192
H	\$2236

Step 3. Frame Finish

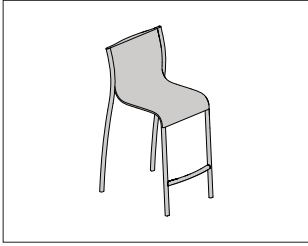
YJG chrome	+\$0
-------------------	------

Step 4. Seat Finish

	L	M	H
YJB natural beech <input type="checkbox"/> A	+\$0	0	0

Paso Doble Stool

MGP20.



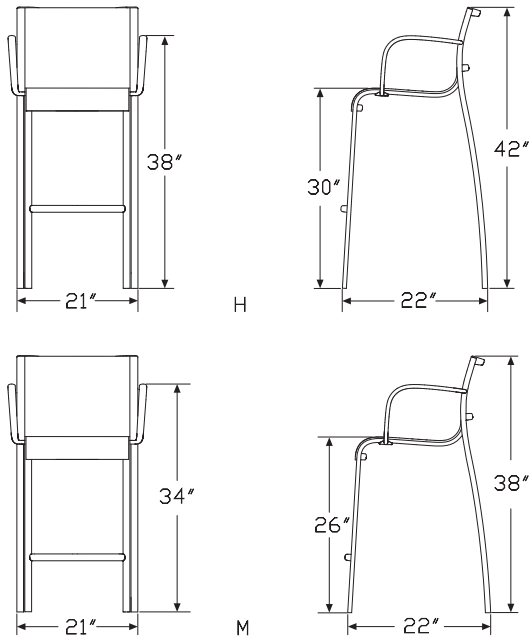
Herman Miller Collection — Stools

Product Information

Description

This stacking bar stool comes in high and medium height and is available with or with arms. The frame is aluminum, and the arms, crosspieces, and footrest are die-cast aluminum. Bar stools can stack up to 6 high. Package contains 2 bar stools.

Dimensions



Specification Information

Step 1.

MGP20. A

Step 2. Height

H high height A

M medium height A

Step 3. Arms

N no arms A

A arms A

Prices for Steps 1-3.

	N	A
MGP20.H	\$1442	1910
M	\$1396	1852

Step 4. Frame Finish

		HN	HA	MN	MA
YKB black <input type="checkbox"/> A		+\$0	0	0	0
YKJ white <input type="checkbox"/> A		+\$0	0	0	0
YKV polished aluminum <input type="checkbox"/> A		+\$458	466	458	468

Step 5. Seat Fabric

For black (YKB)

		HN	HA	MN	MA
YKM black polymer <input type="checkbox"/> A		+\$0	0	0	0
YKC black polyester-cotton <input type="checkbox"/> A		+\$40	40	40	40
YKP black leather <input type="checkbox"/> A		+\$1006	1086	1006	1098

For white (YKJ)

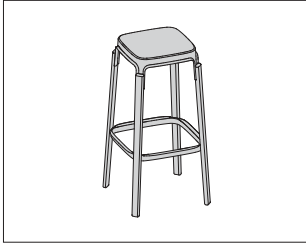
		HN	HA	MN	MA
YKL white polymer <input type="checkbox"/> A		+\$0	0	0	0

For polished aluminum (YKV)

		HN	HA	MN	MA
YKL white polymer <input type="checkbox"/> A		+\$0	0	0	0
YKM black polymer <input type="checkbox"/> A		+\$0	0	0	0
YKC black polyester-cotton <input type="checkbox"/> A		+\$40	40	40	50
YKF green polyester-cotton <input type="checkbox"/> A		+\$40	40	40	50
YKG orange polyester-cotton <input type="checkbox"/> A		+\$40	40	40	50
YKH purple polyester-cotton <input type="checkbox"/> A		+\$40	40	40	50
YKR white-black melange <input type="checkbox"/> A		+\$40	40	40	50
YKD black leather <input type="checkbox"/> A		+\$1046	1026	1036	1026

Steelwood Stool

MGS20.

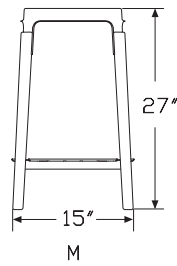
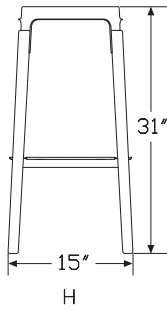
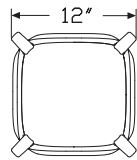
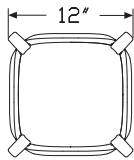


Product Information

Description

This bar stool is natural beech and comes in high and medium height. The included white seat and footrest consist of steel plates painted in epoxy resin. The legs are solid beech, available in natural or painted.

Dimensions



Specification Information

Step 1.

MGS20.

Step 2. Height

M medium height

H high height

Prices for Steps 1-2.

MGS20.M	\$484
H	\$505

Step 3. Leg/Seat/Footrest Finish

YMB black <input type="checkbox"/>	+\$0
YMM natural beech and white <input type="checkbox"/>	+\$0
YMD red <input type="checkbox"/>	+\$0
YMF white <input type="checkbox"/>	+\$0
YMK natural beech and black <input type="checkbox"/>	+\$0

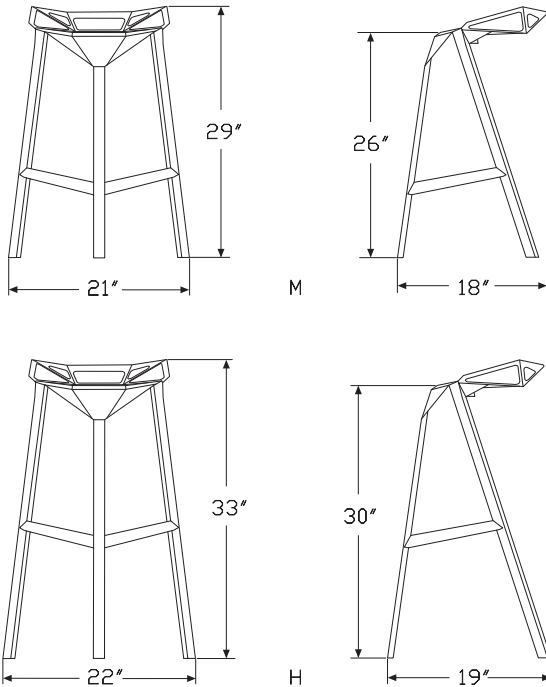


Product Information

Description
 This bar stool comes in a high and medium height. The seat and leg finishes available are polished aluminum and anodised aluminum black. Bar stools can stack up to 4 high. Package contains 2 bar stools.

Notes
 Stool is flame retardant.

Dimensions



Specification Information

Step 1.
MGE20.

Step 2. Height
M medium height
H high height

Step 3. Leg Material
AM aluminum
AB anodised aluminum black
AL polished aluminum A

Prices for Steps 1-3.

	AM	AB	AL
MGE20.M	\$908	958	1456
H	\$968	1008	1516

Step 4. Seat/Leg Finish

For aluminum (AM)

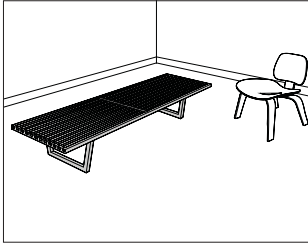
YHM	red	+\$0
YHP	white	+\$0

For anodised aluminum black (AB)

YHB	black	+\$0
------------	-------	------

Nelson™ Platform Bench

PB.

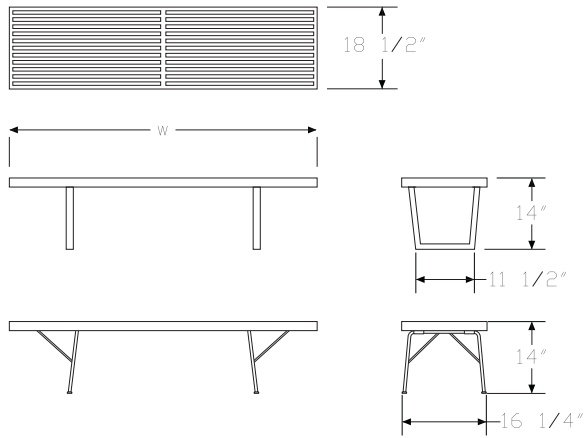


Product Information

Description

This solid maple bench has a slatted, clear-coat maple top and an ebonized wood or chrome metal base with metal leveling glides.

Dimensions



Specification Information

Step 1.

PB. A

Step 2. Width

48 48" wide A

60 60" wide A

72 72" wide A

Step 3. Base

M chrome metal base A

W ebonized wood base A

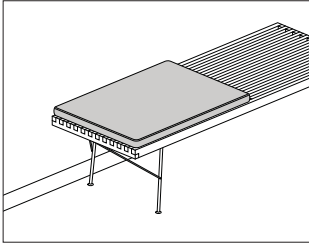
Prices for Steps 1-3.

		M	W
PB.	48	\$974	881
	60	\$1059	971
	72	\$1146	1062

Step 4. Slat Finish

Z5 maple A +\$0

Nelson™ Platform Bench Cushion PBC.

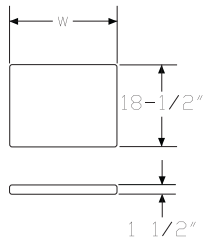


Product Information

Description
This upholstered cushion fits on a Nelson™ platform bench.

Notes
Customers Own Material (COM) requires 1 yard for 24"-wide cushion and 1½ yards for 36"-wide cushion. Customers Own Leather (COL) requires 15 square feet for 24"-wide cushion and 20 square feet for 36"-wide cushion. See Order Information in appendices.

Dimensions



Specification Information

Step 1.

PBC. A

Step 2. Width

- 24** 24" wide A
- 36** 36" wide A

Step 3. Material

- F** fabric A
- E** felt A

Prices for Steps 1-3.

		F	E
PBC.	24	\$400	400
	36	\$600	600

Step 4. Finish

For felt (E)

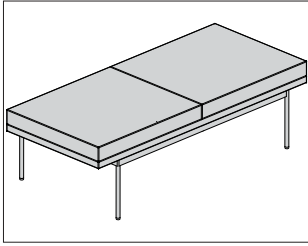
		24	36
1M	orange crush <input type="checkbox"/> A	+\$50	65
2M	chartreuse <input type="checkbox"/> A	+\$50	65
3M	berry blue <input type="checkbox"/> A	+\$50	65

For fabric (F)

		24	36
Price Category 1 <input type="checkbox"/> A		+\$0	0
Price Category 7 <input type="checkbox"/> A		+\$70	85
Price Category 9		+\$300	315

Tuxedo Bench

ST2BN
ST2BQ

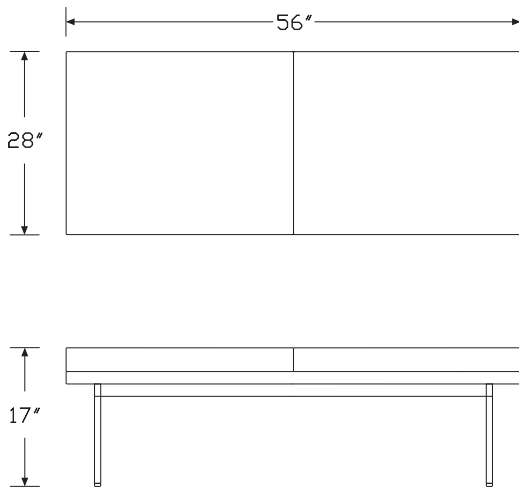


Product Information

Description

This 17"-high bench has a foam and Dacron® seat with a painted or plated steel base.

Dimensions



Specification Information

Step 1.

ST2B A

Step 2. Upholstery Type

N not quilted A

Q quilted A

Prices for Steps 1-2.

ST2BN	\$1887
ST2BQ	\$1948

Step 3. Upholstery

Price Category (Geiger) COM <input type="checkbox"/> A	+\$0
Price Category (Geiger) COL <input type="checkbox"/> A	+\$270
Price Category (Geiger) A	+\$165
Price Category (Geiger) B	+\$180
Price Category (Geiger) C	+\$195
Price Category (Geiger) D	+\$225
Price Category (Geiger) F	+\$285
Price Category (Geiger) G	+\$315
Price Category (Geiger) H	+\$345
Price Category (Geiger) J	+\$390
Price Category (Geiger) K	+\$435
Price Category (Geiger) L	+\$480
Price Category (Geiger) M	+\$540
Price Category (Geiger) N	+\$600
Price Category (Geiger) P	+\$660
Price Category (Geiger) Q	+\$1350
Price Category (Geiger) Leather	+\$2052

Step 4. Base Finish

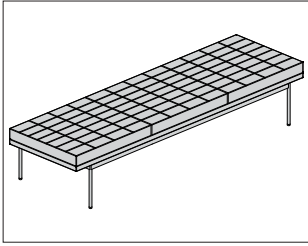
926 black <input type="checkbox"/> A	+\$0
AS arctic silver <input type="checkbox"/> A	+\$0
WHT white <input type="checkbox"/> A	+\$0
BNZ bronze <input type="checkbox"/> A	+\$645
CHR chrome <input type="checkbox"/> A	+\$645
SAC satin chrome <input type="checkbox"/> A	+\$645

Step 5. Fire Retardancy

NOCAL not fire retardant <input type="checkbox"/> A	+\$0
133 fire retardant <input type="checkbox"/> A	+\$195

Tuxedo Museum Bench

ST3BN
ST3BQ




Product Information

Description

This 17"-high museum bench has a foam and Dacron® seat with a painted or plated steel base.

Dimensions



Herman Miller Collection — Benches

Specification Information

Step 1.

ST3B A

Step 2. Upholstery Type

N not quilted A

Q quilted A

Prices for Steps 1-2.

ST3BN	\$2591
ST3BQ	\$2652

Step 3. Upholstery

Price Category (Geiger) COM <input type="checkbox"/> A	+\$0
Price Category (Geiger) COL <input type="checkbox"/> A	+\$405
Price Category (Geiger) A	+\$248
Price Category (Geiger) B	+\$270
Price Category (Geiger) C	+\$293
Price Category (Geiger) D	+\$338
Price Category (Geiger) F	+\$428
Price Category (Geiger) G	+\$473
Price Category (Geiger) H	+\$518
Price Category (Geiger) J	+\$585
Price Category (Geiger) K	+\$653
Price Category (Geiger) L	+\$720
Price Category (Geiger) M	+\$810
Price Category (Geiger) N	+\$900
Price Category (Geiger) P	+\$990
Price Category (Geiger) Q	+\$2025
Price Category (Geiger) Leather	+\$3078

Step 4. Base Finish


926 black <input type="checkbox"/> A	+\$0
AS arctic silver <input type="checkbox"/> A	+\$0
WHT white <input type="checkbox"/> A	+\$0
BNZ bronze <input type="checkbox"/> A	+\$645
CHR chrome <input type="checkbox"/> A	+\$645
SAC satin chrome <input type="checkbox"/> A	+\$645

Step 5. Fire Retardancy

NOCAL not fire retardant <input type="checkbox"/> A	+\$0
133 fire retardant <input type="checkbox"/> A	+\$293

Eames® Aluminum Group Executive Chair

EA337



Product Information

Description

This high-back chair with arms has a lightweight aluminum frame with suspended upholstery. It has a 5-star base with casters, tilt-swivel mechanism, and manual seat-height adjustment or pneumatic seat-height adjustment and tilt lock feature.

Notes

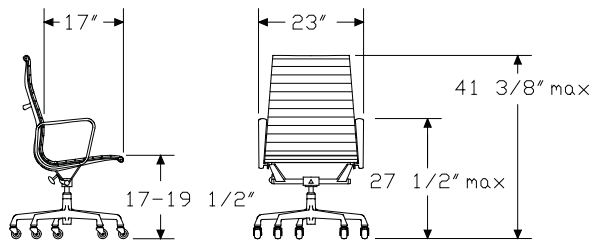
Chair is tested and warranted for use by persons 300 pounds and under. When chair is specified with Cygnus™ mesh, it meets CAL 133 requirements.

For description of casters, see Casters and Glides in Appendices.

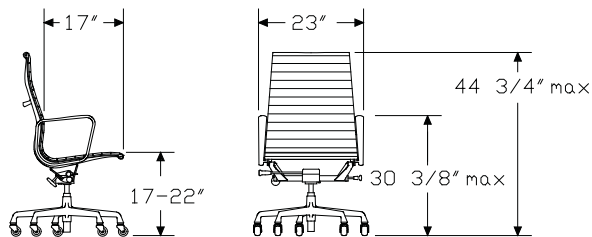
Customer's Own Material (COM) requires 1½ yards. Customer's Own Leather (COL) requires 45 square feet. See Order Information in Appendices.

Dimensions

Manual



Pneumatic



Specification Information

Step 1.

EA33 A

Step 2. Seat-Height Adjustment

7 manual seat-height adjustment A

7P pneumatic seat-height adjustment A

Prices for Steps 1-2.

EA337	\$1749
EA337P	\$1906

Step 3. Casters

MD 2" soft double wheel caster, hard floors or carpet, chrome A +\$0

UD 2" hard double wheel caster, carpet, black painted A +\$0

VD 2" hard double wheel caster, carpet, chrome A +\$0

Step 4. Base Finish

L polished aluminum A +\$0

G2 graphite satin A +\$22

Step 5. Frame Finish

For polished aluminum (L)

L polished aluminum A +\$0

91 white A +\$107

For graphite satin (G2)

G2 graphite satin A +\$86

Eames® Aluminum Group
Executive Chair *continued*

Step 6. Fabric


See application chart and textiles list for fabric usage and numbers.

First 2 digits of number indicate fabric line; remaining digit(s) indicate fabric color.

Price Category 1	+\$0
Price Category 2	+\$55
Price Category 3	+\$125
Price Category 4	+\$179
Price Category 7 A	+\$240
Price Category 9	+\$621
Price Category 11	+\$768
Price Category B	+\$57
Price Category E	+\$140
Price Category F	+\$130
Price Category H	+\$335
Price Category I	+\$356
Price Category K	+\$439
Price Category R	+\$1326
Price Category V	+\$2434

Eames® Aluminum Group
Management Chair

EA334
EA335



Product Information

Description

This low-back chair with arms has a lightweight aluminum frame with suspended upholstery. It has a 5-star base, tilt-swivel mechanism, and manual seat-height adjustment or pneumatic seat-height adjustment and tilt lock feature. The chair is available with casters or glides. The chair with glides includes 1/2" (GD) glides for hard floors or carpet.

Notes

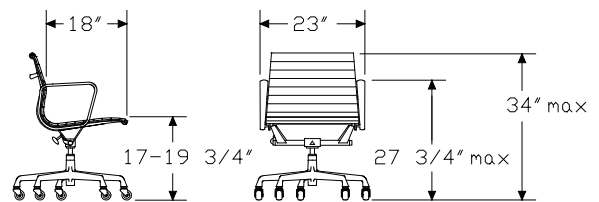
Chair is tested and warranted for use by persons 300 pounds and under. When chair is specified with Cygnus™ mesh, it meets CAL 133 requirements.

For description of casters and glides, see Casters and Glides in Appendices.

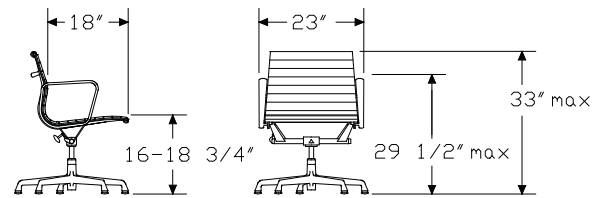
Customer's Own Material (COM) requires 1 1/3 yards. Customer's Own Leather (COL) requires 45 square feet. See Order Information in Appendices.

Dimensions

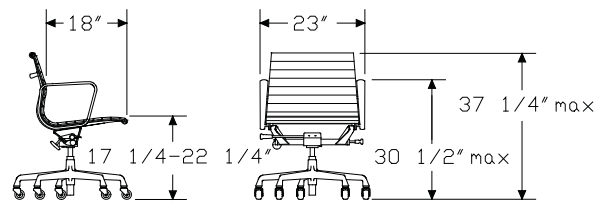
Casters



Glides



Pneumatic



Eames® Aluminum Group
Management Chair *continued*

Specification Information

Step 1.

EA33 A

Step 2. Casters/Glides/Seat-Height Adjustment

- 5** casters with manual seat-height adjustment A
- 4** glides with manual seat-height adjustment A
- 5P** casters with pneumatic seat-height adjustment A

Prices for Steps 1-2.

EA335	\$1601
EA334	\$1601
EA335P	\$1758

Step 3. Casters

For casters with manual seat-height adjustment (5) or casters with pneumatic seat-height adjustment (5P)

- MD** 2" soft double wheel caster, hard floors or carpet, chrome A +\$0
- UD** 2" hard double wheel caster, carpet, black painted A +\$0
- VD** 2" hard double wheel caster, carpet, chrome A +\$0

Step 4. Base Finish

- L** polished aluminum A +\$0
- G2** graphite satin A +\$22

Step 5. Frame Finish

For graphite satin (G2)

- G2** graphite satin A +\$86

For polished aluminum (L)

- L** polished aluminum A +\$0
- 91** white A +\$107

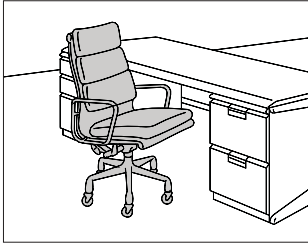
Step 6. Fabric

See application chart and textiles list for fabric usage and numbers.

First 2 digits of number indicate fabric line; remaining digit(s) indicate fabric color.

Price Category 1	+\$0
Price Category 2	+\$48
Price Category 3	+\$90
Price Category 4	+\$138
Price Category 7 A	+\$180
Price Category 9	+\$591
Price Category 11	+\$768
Price Category B	+\$39
Price Category E	+\$94
Price Category F	+\$130
Price Category H	+\$224
Price Category I	+\$278
Price Category K	+\$390
Price Category R	+\$1287
Price Category V	+\$2434

Eames® Soft Pad Group Executive Chair EA437



Product Information

Description

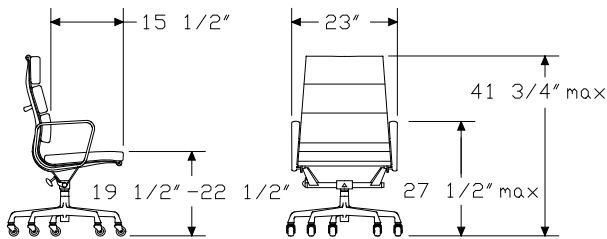
This high-back chair with arms has a lightweight aluminum frame and 2"-thick upholstered foam cushions. It has a 5-star base with casters, tilt-swivel mechanism, and manual seat-height adjustment or pneumatic seat-height adjustment and tilt lock feature.

Notes

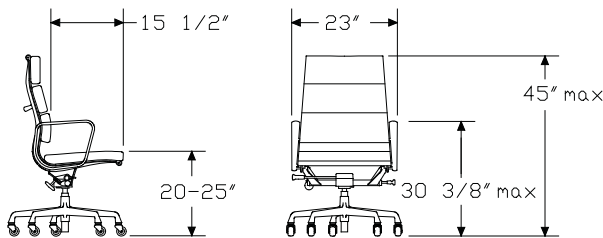
Chair is tested and warranted for use by persons 300 pounds and under. For description of casters, see Casters and Glides in Appendices. Customer's Own Material (COM) requires 3 yards. Customer's Own Leather (COL) requires 56 square feet. See Order Information in Appendices.

Dimensions

Manual



Pneumatic



Specification Information

Step 1.

EA43 A

Step 2. Seat-Height Adjustment

7 manual seat-height adjustment A

7P pneumatic seat-height adjustment A

Prices for Steps 1-2.

EA437	\$3023
EA437P	\$3179

Step 3. Casters

MD	2" soft double wheel caster, hard floors or carpet, chrome A	+\$0
UD	2" hard double wheel caster, carpet, black painted A	+\$0
VD	2" hard double wheel caster, carpet, chrome A	+\$0

Step 4. Base Finish

L	polished aluminum A	+\$0
G2	graphite satin A	+\$22

Step 5. Frame Finish

For graphite satin (G2)

G2	graphite satin A	+\$86
-----------	--	-------

For polished aluminum (L)

L	polished aluminum A	+\$0
91	white A	+\$107

Eames® Soft Pad Group Executive Chair *continued*

Step 6. Fabric

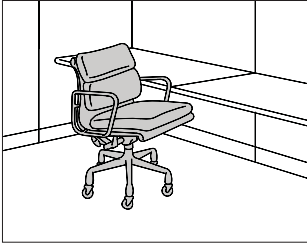
See application chart and textiles list for fabric usage and numbers.

First 2 digits of number indicate fabric line; remaining digit(s) indicate fabric color.

Price Category 1	+\$0
Price Category 2	+\$70
Price Category 3	+\$164
Price Category 4	+\$262
Price Category 7 A	+\$349
Price Category 9	+\$608
Price Category 11	+\$936
Price Category B	+\$99
Price Category E	+\$245
Price Category F	+\$293
Price Category G	+\$439
Price Category H	+\$585
Price Category I	+\$626
Price Category J	+\$751
Price Category K	+\$876
Price Category L	+\$987
Price Category M	+\$1239
Price Category R	+\$2098
Price Category V	+\$2434

Eames® Soft Pad Group
Management Chair

EA434
EA435



Product Information

Description

This low-back chair with arms has a lightweight aluminum frame and 2"-thick upholstered foam cushions. It has a 5-star base, tilt-swivel mechanism, and manual seat-height adjustment or pneumatic seat-height adjustment and tilt lock feature. The chair is available with casters or glides. The chair with glides includes 1/2" (GD) glides for hard floors or carpet.

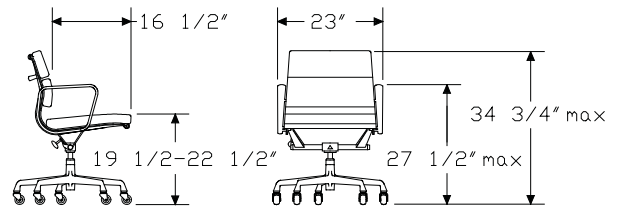
Notes

Chair is tested and warranted for use by persons 300 pounds and under. For description of casters and glides, see Casters and Glides in Appendices.

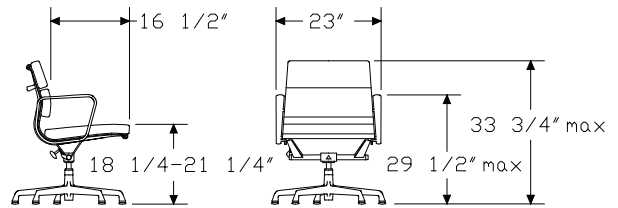
Customer's Own Material (COM) requires 2 1/2 yards. Customer's Own Leather (COL) requires 45 square feet. See Order Information in Appendices.

Dimensions

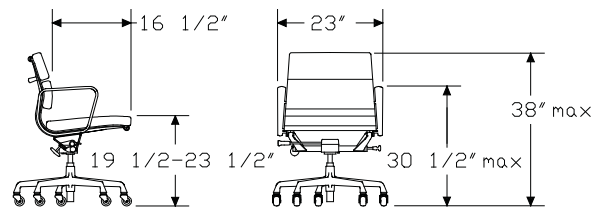
Casters



Glides



Pneumatic



Eames® Soft Pad Group
Management Chair *continued*

Specification Information

Step 1.

EA43 A

Step 2. Casters/Glides/Seat-Height Adjustment

5 casters with manual seat-height adjustment A

4 glides with manual seat-height adjustment A

5P casters with pneumatic seat-height adjustment A

Prices for Steps 1-2.

EA435 \$2528

EA434 \$2528

EA435P \$2686

Step 3. Casters

For casters with manual seat-height adjustment (5) or casters with pneumatic seat-height adjustment (5P)

MD 2" soft double wheel caster, hard floors or carpet, chrome A +\$0

UD 2" hard double wheel caster, carpet, black painted A +\$0

VD 2" hard double wheel caster, carpet, chrome A +\$0

Step 4. Base Finish

L polished aluminum A +\$0

G2 graphite satin A +\$22

Step 5. Frame Finish

For graphite satin (G2)

G2 graphite satin A +\$86

For polished aluminum (L)

L polished aluminum A +\$0

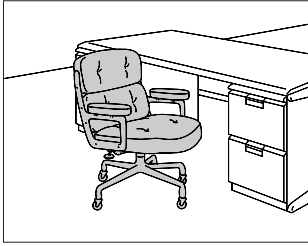
91 white A +\$107

Step 6. Fabric

See application chart and textiles list for fabric usage and numbers.

First 2 digits of number indicate fabric line; remaining digit(s) indicate fabric color.

Price Category 1	+\$0
Price Category 2	+\$70
Price Category 3	+\$152
Price Category 4	+\$234
Price Category 7 A	+\$288
Price Category 9	+\$574
Price Category 11	+\$768
Price Category B	+\$71
Price Category E	+\$175
Price Category F	+\$245
Price Category G	+\$314
Price Category H	+\$418
Price Category I	+\$523
Price Category J	+\$626
Price Category K	+\$731
Price Category L	+\$823
Price Category M	+\$1034
Price Category R	+\$1320
Price Category V	+\$2434



Product Information

Description

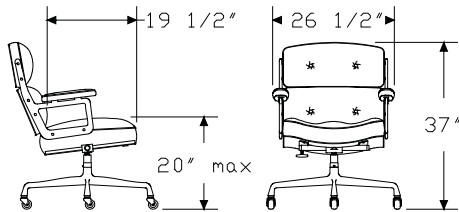
This upholstered chair has contoured seat and back cushions and padded armrests. The seat has a 4 1/2"-thick foam cushion and the back has 2 3"-thick foam cushions. It has a 5-star base, tilt-swivel mechanism, and seat-height adjustment. The chair is available with casters or glides. The chair with glides includes 1/2" (GD) glides for hard floors or carpet.

Notes

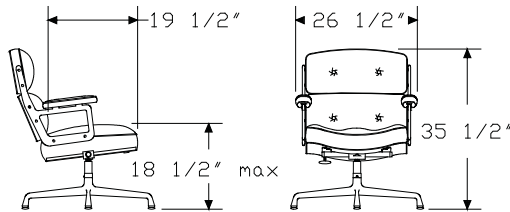
Chair is tested and warranted for use by persons 300 pounds and under. For description of casters and glides, see Casters and Glides in Appendices. Customer's Own Material (COM) requires 3 yards. Customer's Own Leather (COL) requires 52 square feet. See Order Information in Appendices.

Dimensions

Casters



Glides



Specification Information

Step 1.

ES204 [A] \$3904

Step 2. Casters/Glides

GD 1/2" glide, hard floors or carpet [A] +\$0
MD 2" soft double wheel caster, hard floors or carpet, chrome [A] +\$0
UD 2" hard double wheel caster, carpet, black painted [A] +\$0
VD 2" hard double wheel caster, carpet, chrome [A] +\$0

Step 3. Base Finish

L polished aluminum [A] +\$0
G2 graphite satin [A] +\$17

Step 4. Frame Finish

For polished aluminum (L)

L polished aluminum [A] +\$0
91 white [A] +\$82

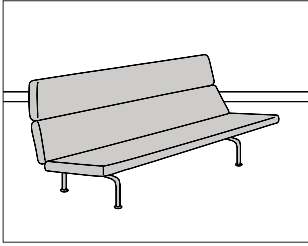
For graphite satin (G2)

G2 graphite satin [A] +\$66

Step 5. Fabric

See application chart and textiles list for fabric usage and numbers. First 2 digits of number indicate fabric line; remaining digit(s) indicate fabric color.

Price Category 1 +\$0
 Price Category 2 +\$72
 Price Category 3 +\$164
 Price Category 4 +\$262
 Price Category 7 [A] +\$349
 Price Category 9 +\$630
 Price Category 11 +\$851
 Price Category B +\$99
 Price Category E +\$245
 Price Category F +\$317
 Price Category G +\$439
 Price Category H +\$585
 Price Category I +\$678
 Price Category J +\$813
 Price Category K +\$949
 Price Category L +\$1070
 Price Category M +\$1342
 Price Category R +\$2098
 Price Category V +\$2434

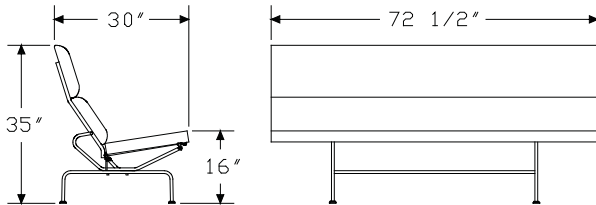


Product Information

Description
 This sofa has 2 1/2"-thick upholstered foam cushions supported by a black enameled frame. It has polished chrome-plated legs and stainless steel glides. All fabrics are railroaded.

Notes
 Customer's Own Material (COM) requires 6 yards. See Order Information in Appendices.

Dimensions



Herman Miller Collection — Sofas

Specification Information

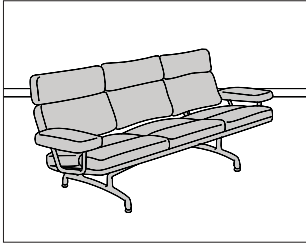
Step 1.
473 [A] \$4434

Step 2. Fabric
 See application chart and textiles list for fabric usage and numbers. First 2 digits of number indicate fabric line; remaining digit(s) indicate fabric color.

Price Category 1	+\$0
Price Category 2	+\$97
Price Category 3	+\$134
Price Category 4	+\$252
Price Category B	+\$168
Price Category E	+\$418
Price Category F	+\$585
Price Category G	+\$751
Price Category H	+\$1000
Price Category I	+\$1251
Price Category J	+\$1500
Price Category K	+\$1749
Price Category L	+\$1972
Price Category M	+\$2474

Eames® Sofa

ES108
ES110



Product Information

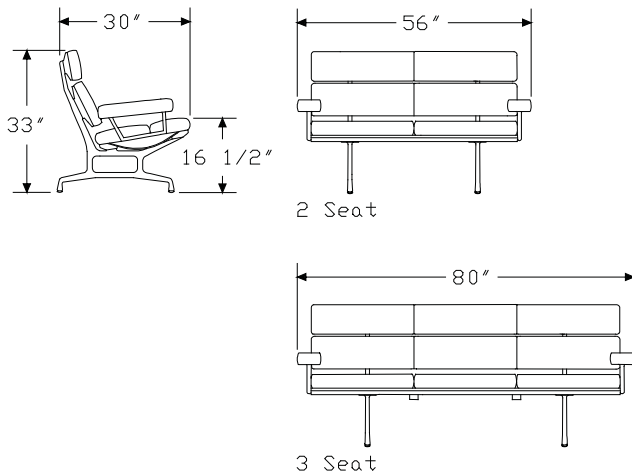
Description

This sofa has 2"-thick upholstered foam cushions and a polished chrome-plated frame with nylon glides. The back panels are hand-finished solid walnut or solid teak.

Notes

Customer's Own Material (COM) requires 4½ yards for 2-seat sofa and 6½ yards for 3-seat sofa. Customer's Own Leather (COL) requires 100 square feet for 2-seat sofa and 125 square feet for 3-seat sofa. See Order Information in Appendices.

Dimensions



Specification Information

Step 1.

ES1 A

Step 2. Number of Seats

08 3 seats A

10 2 seats A

Prices for Steps 1-2.

ES108	\$10263
ES110	\$9180

Step 3. Back Finish

	08	10
OU walnut <input type="checkbox"/> A	+\$0	0
OT teak <input type="checkbox"/> A	+\$775	725

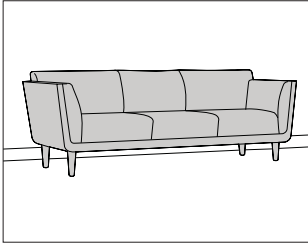
Step 4. Base Finish

CD polished aluminum <input type="checkbox"/> A	+\$0
--	------

Step 5. Fabric

See application chart and textiles list for fabric usage and numbers. First 2 digits of number indicate fabric line; remaining digit(s) indicate fabric color.

	08	10
Price Category 1 <input type="checkbox"/> A	+\$0	0
Price Category 3	+\$204	181
Price Category 4	+\$333	272
Price Category 7 <input type="checkbox"/> A	+\$608	516
Price Category 9	+\$1611	1271
Price Category 11	+\$2255	1729
Price Category G	+\$864	706
Price Category H	+\$1670	1254
Price Category I	+\$2088	1499
Price Category J	+\$2445	1757
Price Category K	+\$2803	2013
Price Category L	+\$3159	2270
Price Category M	+\$3516	2525
Price Category R	+\$3790	2602
Price Category V	+\$6084	4056



Product Information

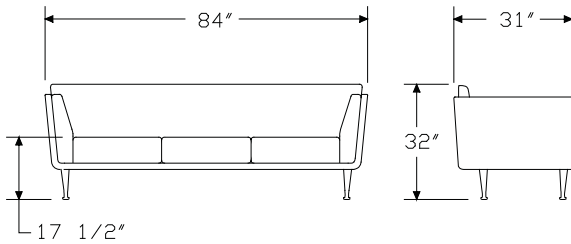
Description

This sofa has a molded veneer frame that wraps around the sides and back. It has 7"-thick upholstered foam cushions and 4 polished cast-aluminum legs with nonadjustable nylon glides.

Notes

Santos palisander veneer is celebrated for its unique grain and color variations. Similar products ordered in multiples or dissimilar products ordered separately should be expected to have variation in both grain and color characteristics; no two products will look exactly alike. Customer's Own Material (COM) requires 10 yards. Customer's Own Leather (COL) requires 156 square feet. See Order Information in Appendices.

Dimensions



Specification Information

Step 1.

GS100. [A] \$5109

Step 2. Frame Finish

OU	walnut [A]	+\$0
CX	natural cherry [A]	+\$50
EN	ebony [A]	+\$50
A2	white ash [A]	+\$225
9N	santos palisander [A]	+\$3305

Step 3. Seat/Back Fabric

See application chart and textiles list for fabric usage and numbers. First 2 digits of number indicate fabric line; remaining digit(s) indicate fabric color.

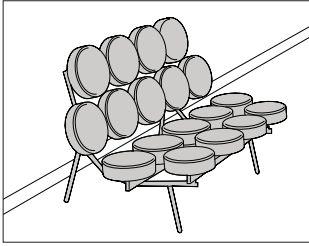
Price Category 1	+\$0
Price Category 2	+\$189
Price Category 3	+\$216
Price Category 4	+\$303
Price Category 7 [A]	+\$523
Price Category 9	+\$1383
Price Category 11	+\$2075
Price Category B	+\$140
Price Category E	+\$348
Price Category F	+\$488
Price Category G	+\$626
Price Category H	+\$834
Price Category I	+\$1043
Price Category J	+\$1251
Price Category K	+\$1459
Price Category L	+\$1645
Price Category M	+\$2065
Price Category R	+\$2340
Price Category V	+\$3651

Step 4. Accent Fabric

See application chart and textiles list for fabric usage and numbers.

First 2 digits of number indicate fabric line; remaining digit(s) indicate fabric color.

Price Category 1	+\$0
Price Category 2	+\$189
Price Category 3	+\$216
Price Category 4	+\$303
Price Category 7 A	+\$523
Price Category 9	+\$1383
Price Category 11	+\$2075
Price Category B	+\$140
Price Category E	+\$348
Price Category F	+\$488
Price Category G	+\$626
Price Category H	+\$834
Price Category I	+\$1043
Price Category J	+\$1251
Price Category K	+\$1459
Price Category L	+\$1645
Price Category M	+\$2065
Price Category R	+\$2340
Price Category V	+\$3651



Product Information

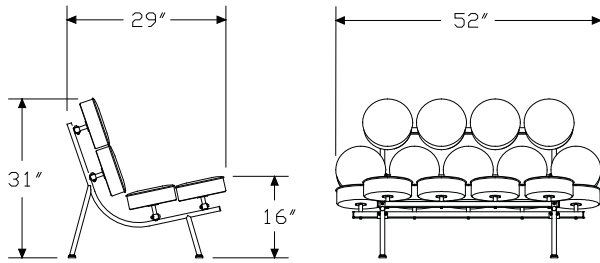
Description

This upholstered sofa has 18 circular cushions on the back and seat, a brushed-finish tubular-steel frame, and black-satin-finish legs.

Notes

Customer's Own Material (COM) requires 3¾ yards. Customer's Own Leather (COL) requires 62 square feet. See Order Information in Appendices.

Dimensions



Herman Miller Collection — Sofas

Specification Information

Step 1.

5670 A \$4288

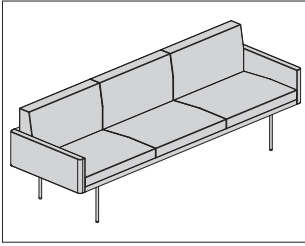
Step 2. Fabric

See application chart and textiles list for fabric usage and numbers. First 2 digits of number indicate fabric line; remaining digit(s) indicate fabric color.

Price Category 1	+ \$0
Price Category 2	+ \$0
Price Category 7 A	+ \$1000
Price Category 9	+ \$1400
Price Category 11	+ \$1540
Price Category R	+ \$1956
Price Category V	+ \$2434

Tuxedo Sofa

ST3AN
ST3AQ
ST3NN
ST3NQ




Product Information

Description

This sofa has a foam and Dacron® seat with a painted or plated steel base.

Dimensions



Specification Information

Step 1.

ST3 A

Step 2. Arms

N no arms A

A arms A

Step 3. Upholstery Type

N not quilted A

Q quilted A

Prices for Steps 1-3.

ST3NN	\$4672
ST3NQ	\$4825
ST3AN	\$5243
ST3AQ	\$5406

Step 4. Upholstery

	N	A
Price Category (Geiger) COM <input type="checkbox"/> A	+\$0	0
Price Category (Geiger) COL <input type="checkbox"/> A	+\$1015	1170
Price Category (Geiger) A	+\$619	715
Price Category (Geiger) B	+\$675	780
Price Category (Geiger) C	+\$731	845
Price Category (Geiger) D	+\$844	975
Price Category (Geiger) F	+\$1069	1235
Price Category (Geiger) G	+\$1181	1365
Price Category (Geiger) H	+\$1294	1495
Price Category (Geiger) J	+\$1463	1690
Price Category (Geiger) K	+\$1631	1885
Price Category (Geiger) L	+\$1800	2080
Price Category (Geiger) M	+\$2025	2340
Price Category (Geiger) N	+\$2250	2600
Price Category (Geiger) P	+\$2475	2860
Price Category (Geiger) Q	+\$5075	5850
Price Category (Geiger) Leather	+\$7714	8892

Step 5. Base Finish

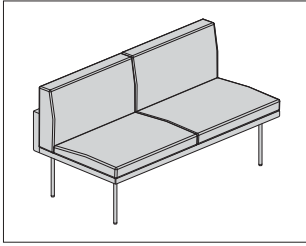
926 black <input type="checkbox"/> A	+\$0
AS arctic silver <input type="checkbox"/> A	+\$0
WHT white <input type="checkbox"/> A	+\$0
BNZ bronze <input type="checkbox"/> A	+\$645
CHR chrome <input type="checkbox"/> A	+\$645
SAC satin chrome <input type="checkbox"/> A	+\$645

Tuxedo Sofa *continued*

Step 6. Fire Retardancy		N	A
NOCAL	not fire retardant <input type="checkbox"/>	+\$0	0
133	fire retardant <input type="checkbox"/>	+\$732	845

Tuxedo Settee

ST2AN
ST2AQ
ST2NN
ST2NQ

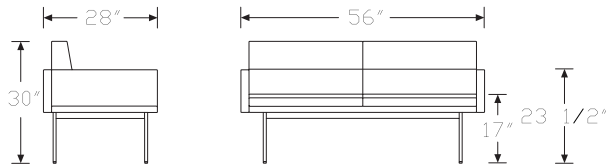


Product Information

Description

This settee has a foam and Dacron® seat with a painted or plated steel base.

Dimensions



Specification Information

Step 1.

ST2 A

Step 2. Arms

N no arms A

A arms A

Step 3. Upholstery Type

N not quilted A

Q quilted A

Prices for Steps 1-3.

ST2NN	\$3335
ST2NQ	\$3386
ST2AN	\$3845
ST2AQ	\$3978

Step 4. Upholstery

	N	A
Price Category (Geiger) COM <input type="checkbox"/> A	+\$0	0
Price Category (Geiger) COL <input type="checkbox"/> A	+\$675	835
Price Category (Geiger) A	+\$413	509
Price Category (Geiger) B	+\$450	555
Price Category (Geiger) C	+\$488	601
Price Category (Geiger) D	+\$563	694
Price Category (Geiger) F	+\$713	879
Price Category (Geiger) G	+\$788	971
Price Category (Geiger) H	+\$863	1064
Price Category (Geiger) J	+\$975	1203
Price Category (Geiger) K	+\$1088	1341
Price Category (Geiger) L	+\$1200	1480
Price Category (Geiger) M	+\$1350	1665
Price Category (Geiger) N	+\$1500	1850
Price Category (Geiger) P	+\$1650	2035
Price Category (Geiger) Q	+\$3375	4175
Price Category (Geiger) Leather	+\$5130	6346

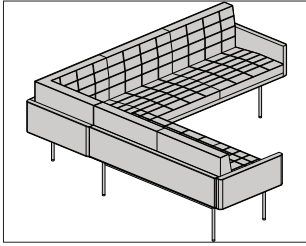
Step 5. Base Finish

926 black <input type="checkbox"/> A	+\$0
AS arctic silver <input type="checkbox"/> A	+\$0
WHT white <input type="checkbox"/> A	+\$0
BNZ bronze <input type="checkbox"/> A	+\$645
CHR chrome <input type="checkbox"/> A	+\$645
SAC satin chrome <input type="checkbox"/> A	+\$645

Tuxedo Settee *continued*

Step 6. Fire Retardancy		N	A
NOCAL	not fire retardant <input type="checkbox"/>	+\$0	0
133	fire retardant <input type="checkbox"/>	+\$488	602

Tuxedo Corner Sofa with Attached Settee **ST2MN**
ST2MQ


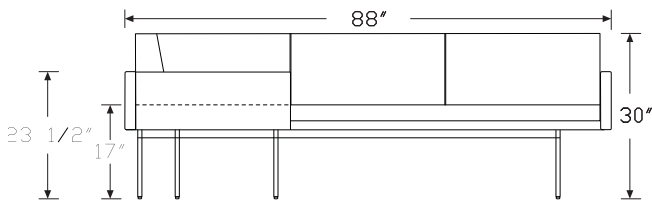


Product Information

Description

This corner sofa with attached settee has a foam and Dacron® seat with a painted or plated steel base.

Dimensions



Specification Information

Step 1.

ST2M A

Step 2. Upholstery Type

N- not quilted A

Q- quilted A

Step 3. Settee Position

L corner sofa right, settee left A

R corner sofa left, settee right A

Prices for Steps 1-3.

ST2MN- L	\$9231
R	\$9231

ST2MQ- L	\$9512
R	\$9512

Step 4. Upholstery

Price Category (Geiger) COM <input type="checkbox"/> A	+\$0
Price Category (Geiger) COL <input type="checkbox"/> A	+\$2025
Price Category (Geiger) A	+\$1238
Price Category (Geiger) B	+\$1350
Price Category (Geiger) C	+\$1463
Price Category (Geiger) D	+\$1688
Price Category (Geiger) F	+\$2138
Price Category (Geiger) G	+\$2363
Price Category (Geiger) H	+\$2588
Price Category (Geiger) J	+\$2925
Price Category (Geiger) K	+\$3263
Price Category (Geiger) L	+\$3600
Price Category (Geiger) M	+\$4050
Price Category (Geiger) N	+\$4500
Price Category (Geiger) P	+\$4950
Price Category (Geiger) Q	+\$10125
Price Category (Geiger) Leather	+\$15390

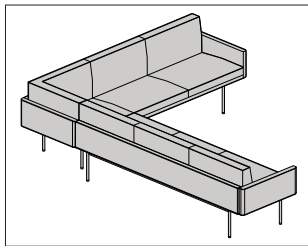
Step 5. Base Finish

926 black <input type="checkbox"/> A	+\$0
AS arctic silver <input type="checkbox"/> A	+\$0
WHT white <input type="checkbox"/> A	+\$0
BNZ bronze <input type="checkbox"/> A	+\$1290
CHR chrome <input type="checkbox"/> A	+\$1290
SAC satin chrome <input type="checkbox"/> A	+\$1290

Tuxedo Corner Sofa with Attached
Settee *continued*

Step 6. Fire Retardancy		
NOCAL	not fire retardant <input type="checkbox"/>	+\$0
133	fire retardant <input type="checkbox"/>	+\$1463

Tuxedo Corner Sofa with Attached Sofa **ST3MN**
ST3MQ

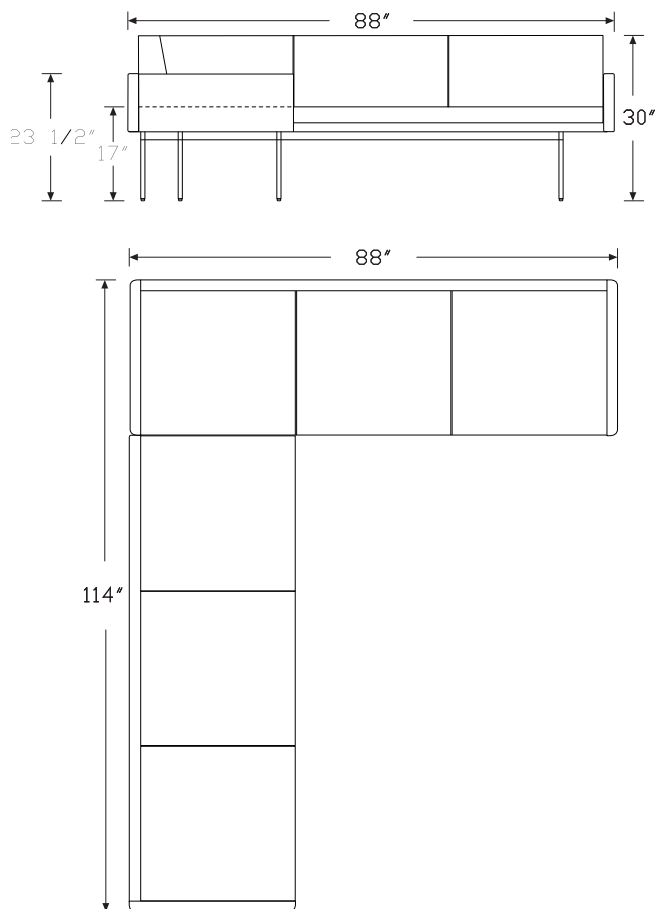


Product Information

Description

This corner sofa with attached sofa has a foam and Dacron® seat with a painted or plated steel base.

Dimensions



Specification Information

Step 1.

ST3M A

Step 2. Upholstery Type

N- not quilted A

Q- quilted A

Step 3. Sofa Position

L corner sofa right, sofa left A

R corner sofa left, sofa right A

Prices for Steps 1-3.

ST3MN- L	\$10628
R	\$10628

ST3MQ- L	\$10945
R	\$10945

Step 4. Upholstery

Price Category (Geiger) COM <input type="checkbox"/> A	+\$0
Price Category (Geiger) COL <input type="checkbox"/> A	+\$2340
Price Category (Geiger) A	+\$1430
Price Category (Geiger) B	+\$1560
Price Category (Geiger) C	+\$1690
Price Category (Geiger) D	+\$1950
Price Category (Geiger) F	+\$2470
Price Category (Geiger) G	+\$2730
Price Category (Geiger) H	+\$2990
Price Category (Geiger) J	+\$3380
Price Category (Geiger) K	+\$3770
Price Category (Geiger) L	+\$4160
Price Category (Geiger) M	+\$4680
Price Category (Geiger) N	+\$5200
Price Category (Geiger) P	+\$5720
Price Category (Geiger) Q	+\$11700
Price Category (Geiger) Leather	+\$17784

Step 5. Base Finish

926 black <input type="checkbox"/> A	+\$0
AS arctic silver <input type="checkbox"/> A	+\$0
WHT white <input type="checkbox"/> A	+\$0
BNZ bronze <input type="checkbox"/> A	+\$1290
CHR chrome <input type="checkbox"/> A	+\$1290
SAC satin chrome <input type="checkbox"/> A	+\$1290

Tuxedo Corner Sofa with Attached
Sofa *continued*

Step 6. Fire Retardancy		
NOCAL	not fire retardant <input type="checkbox"/>	+\$0
133	fire retardant <input type="checkbox"/>	+\$1690

Herman Miller Collection Desks and Tables

Desks

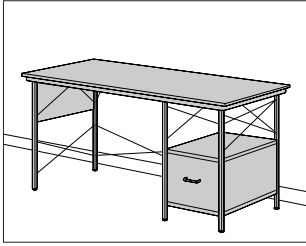
Tables

Occasional Tables



Eames® Desk Unit

EDU10.
EDU20.
EDU21.

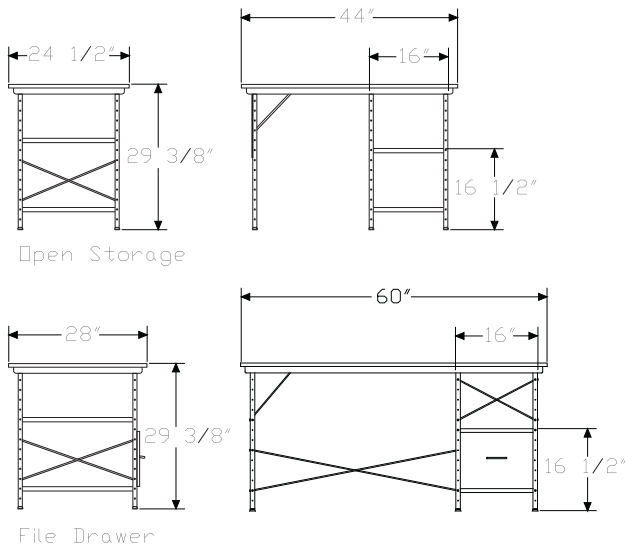


Product Information

Description

This desk unit has a powder-coated or zinc-coated steel frame, a birch top, painted side panels, with either open storage or a birch-front file drawer on the left or right side. It has adjustable glides.

Dimensions



Specification Information

Step 1.

EDU A

Step 2. File Drawer

- 10.** open storage A
- 20.** right-hand file drawer A
- 21.** left-hand file drawer A

Prices for Steps 1-2.

EDU10.	\$1620
EDU20.	\$1720
EDU21.	\$1720

Step 3. Frame Finish

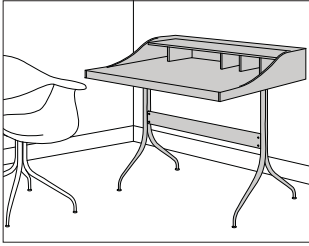
ZC	zinc plated <input type="checkbox"/> A	+\$0
BK	black <input type="checkbox"/> A	+\$95

Step 4. Surface Finish

NC	natural color <input type="checkbox"/> A	+\$0
W9	multi-color <input type="checkbox"/> A	+\$0

Nelson™ Swag Leg Desk

NS585



Herman Miller Collection — Desks

Product Information

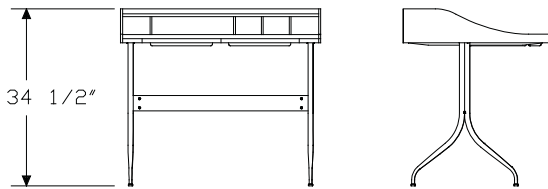
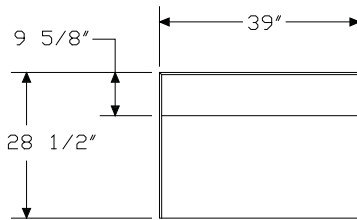
Description

This 34½"-high desk has a white-laminate top surface, solid walnut side and back panels, 4 hardwood dividers, and 2 black-plastic pencil drawers. The base is chrome-finished steel tubing with a solid walnut stretcher and adjustable glides. The desk also has a grommet for cable management. Shipped knocked down.

Notes

Hardwood divider colors include 2 orange, 1 spa blue, and 1 chartreuse.

Dimensions



Specification Information

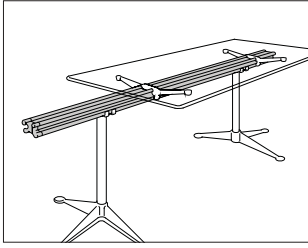
Step 1.

NS5850 A

\$2469

Burdick Group® Beam

BG101
BG102
BG105
BG106



Product Information

Description

This structural beam supports Burdick Group products. The beam is polished aluminum and has a cable management channel on the underside. The connecting beam forms a right angle with another beam and includes attachment hardware.

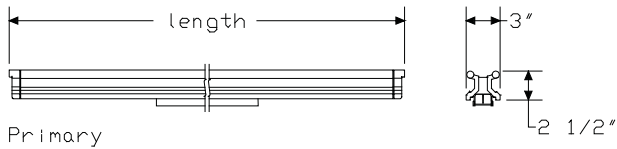
Notes

To support primary beam, order double-base assembly (BG103) separately.

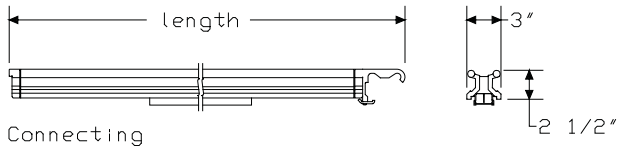
For connecting beam, order following products separately:

- Beam (BG101 or BG102)
- Single-base assembly (BG107)

Dimensions



Primary



Connecting

Specification Information

Step 1.

BG10

Step 2. Type/Length

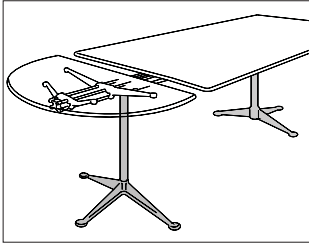
- 6** connecting and 5' 6" long
- 5** connecting and 7' long
- 1** primary and 7' long
- 2** primary and 10' long

Prices for Steps 1-2.

BG106	\$1211
BG105	\$1500
BG101	\$1299
BG102	\$1541

Step 3. Top Finish

BU black umber +\$0



Product Information

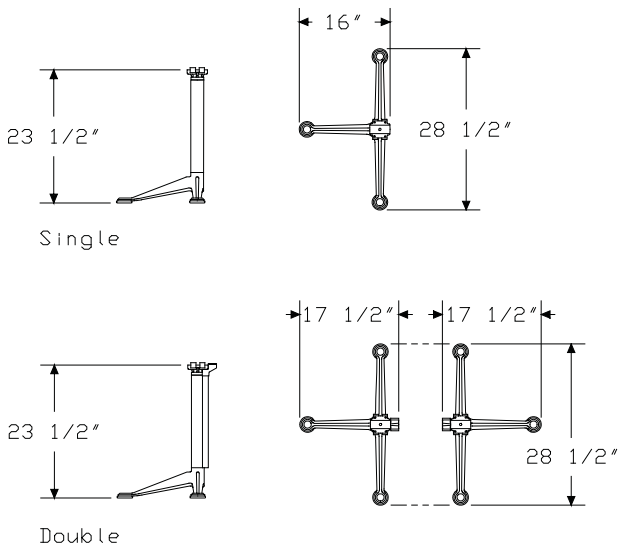
Description

This base structure supports a primary or connecting beam and has a vertical cable management package. The base is polished aluminum. Attachment hardware is included. Shipped knocked down. The single-base assembly cannot be used with a primary beam. The double-base assembly cannot be used with a connecting beam.

Notes

For single-base assembly, order connecting beam (BG105 or BG106) separately.
For double-base assembly, order primary beam (BG101 or BG102) separately.
When 2 cable management packages are required for double-base assembly, order cable management accessory package (BG210) separately.

Dimensions



Specification Information

Step 1.

BG10 A

Step 2. Configuration

7 single A
3 double A

Prices for Steps 1-2.

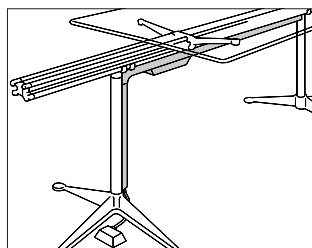
BG107 \$723
BG103 \$1299

Step 3. Column Finish

BU black umber A +\$0

Burdick Group® Cable Management Accessory Package

BG210

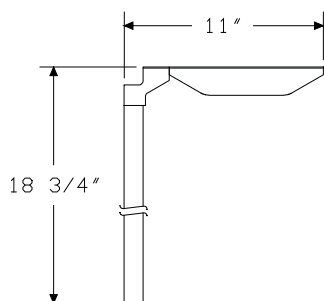


Product Information

Description

This accessory package attaches to a primary beam when more than 1 cable management package is required. It has a vertical cable manager, elbow, and amphenol cover. A cable management package is included with each single- and double-base assembly.

Dimensions



Specification Information

Step 1.

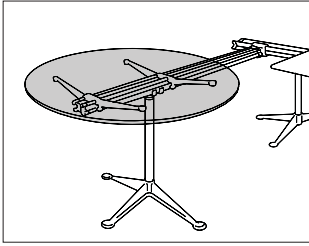
BG210 [A] \$117

Step 2. Trim Finish

BU black umber [A] +\$0

Burdick Group® Round Work Surface

BG117
BG122



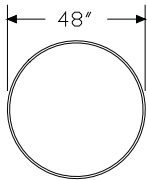
Herman Miller Collection — Tables

Product Information

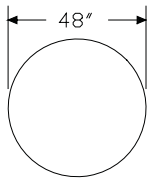
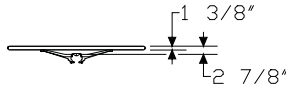
Description

This 48"-diameter work surface attaches to a beam. It has a laminate top and black thermoplastic edge, or a glass top. Attachment brackets are included.

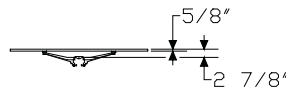
Dimensions



Vinyl



Glass



Specification Information

Step 1.

BG1 A

Step 2. Material

17 black thermoplastic edge A

22 glass A

Prices for Steps 1-2.

BG117 \$1038

BG122 \$1922

Step 3. Top Finish

For black thermoplastic edge (17)

Solid-Color Laminate Top/Black Edge

BU black umber A +\$0

HT inner tone A +\$0

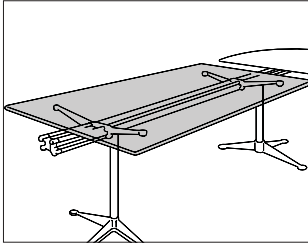
Step 4. Bracket Finish

BU black umber A +\$0

CD polished aluminum A +\$0

Burdick Group® Rectangular Work Surface

BG115
BG116
BG120
BG121

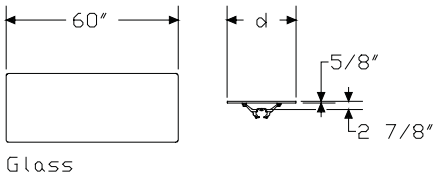
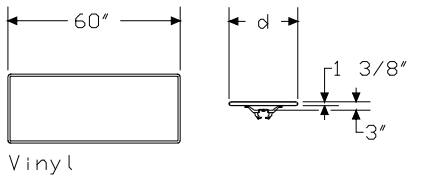


Product Information

Description

This 60"-wide work surface attaches to a beam. It has a laminate top and black thermoplastic edge or a glass top. Attachment brackets are included.

Dimensions



Specification Information

Step 1.

BG1 A

Step 2. Material/Depth

- 16** black thermoplastic edge and 24" deep A
- 15** black thermoplastic edge and 36" deep A
- 21** glass and 24" deep A
- 20** glass and 36" deep A

Prices for Steps 1-2.

BG116	\$756
BG115	\$953
BG121	\$1315
BG120	\$1725

Step 3. Top Finish

For black thermoplastic edge and 24" deep (16) or black thermoplastic edge and 36" deep (15)

Solid-Color Laminate Top/Black Edge

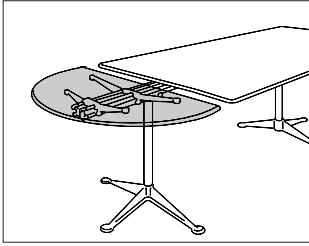
BU black umber <input type="checkbox"/> A	+ \$0
HT inner tone <input type="checkbox"/> A	+ \$0

Step 4. Bracket Finish

BU black umber <input type="checkbox"/> A	+ \$0
CD polished aluminum <input type="checkbox"/> A	+ \$0

Burdick Group® 1/2-Round Work Surface

BG118
BG123
BG127



Product Information

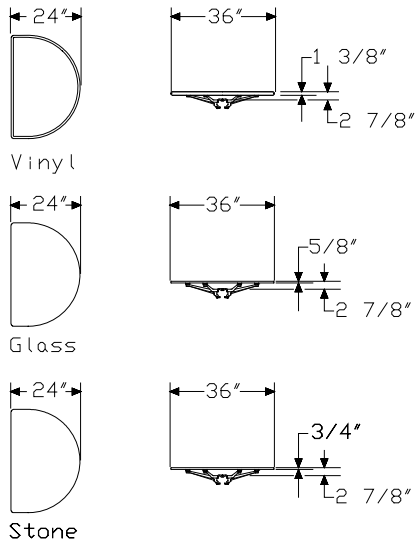
Description

This 36"-diameter surface attaches to a beam. Its top surface is either laminate with black edge band, glass, or stone. Attachment brackets are included.

Notes

Natural characteristics in stone cause variations in hues, veins, crystals, and distinctive marks. These variations and subtle changes seen as the stone ages are values associated with natural materials. No two tabletops are identically the same; variations in both color and veining are to be expected. Over time the stone may fade in color, staining of the surface may appear, and surface cracks-if not already visible at time of purchase-may appear. Small cracks do not affect the structure of the tabletop.

Dimensions



Specification Information

Step 1.

BG1

Step 2. Material

- 18** black thermoplastic edge
- 23** glass
- 27** stone

Prices for Steps 1-2.

BG118	\$653
BG123	\$1161
BG127	\$3165

Step 3. Top Finish

Solid-Color Laminate Top/Black Edge

For black thermoplastic edge (18)

BU black umber <input type="checkbox"/>	+\$0
HT inner tone <input type="checkbox"/>	+\$0

Top/Edge Finish:

For stone (27)


5U georgia grey marble <input type="checkbox"/>	+\$336
HR wisconsin black marble <input type="checkbox"/>	+\$948
DP georgia white marble <input type="checkbox"/>	+\$1151
FX quebec graphite granite <input type="checkbox"/>	+\$1151

Step 4. Bracket Finish

BU black umber <input type="checkbox"/>	+\$0
CD polished aluminum <input type="checkbox"/>	+\$0

Eames® Table Universal Base
Round

ET101
ET102
ET301
ET302

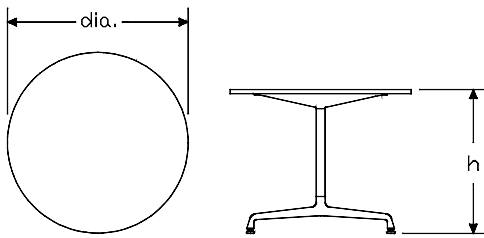


Product Information

Description

This table has a laminate or veneer top and thermoplastic edge or a veneer top and edge. The thermoplastic-edge table has a 7/8"-thick laminate top or 3/4"-thick veneer top. The veneer-edge table has a 3/4"-thick veneer top. Each table has adjustable glides. Shipped knocked down.

Dimensions



Specification Information

Step 1.

ET

Step 2. Height

- 3** 16" high
- 1** 28 1/2" high

Step 3. Diameter

- 01** 30" diameter
- 02** 36" diameter

Step 4. Surface Material

- L** laminate top with thermoplastic edge
- C** veneer top with thermoplastic edge A
- W** veneer top with veneer edge A

Prices for Steps 1-4.

ET301	L	\$660
	C	\$770
	W	\$875
ET302	L	\$660
	C	\$770
	W	\$875
ET101	L	\$660
	C	\$770
	W	\$875
ET102	L	\$660
	C	\$770
	W	\$875

Eames® Table Universal Base

Round *continued*

Step 5.

Top Finish: Solid-Color Laminate		
<i>For laminate top with thermoplastic edge (L)</i>		
8Q	folkstone grey	+\$0
91	white	+\$0
98	studio white	+\$0
CL	cool grey neutral	+\$0
HF	inner tone light	+\$0
HT	inner tone	+\$0
LT	light tone	+\$0
LU	soft white	+\$0
WL	sandstone	+\$0
WN	warm grey neutral	+\$0

Top Finish: Fiber Laminate		
<i>For laminate top with thermoplastic edge (L)</i>		
1X	vanilla	+\$0
2X	wheat	+\$0
3X	celery	+\$0
4X	coriander	+\$0
5X	chamomile	+\$0
6X	cinnamon	+\$0
7X	cardamom	+\$0
8X	kale	+\$0

Top Finish: Frosted Laminate		
<i>For laminate top with thermoplastic edge (L)</i>		
J4	frosted light grey	+\$0
J5	frosted inner tone light	+\$0
J6	frosted slate grey	+\$0
J7	frosted medium tone	+\$0
J8	frosted black	+\$0

Top Finish: Recut Veneer		
<i>For veneer top with thermoplastic edge (C)</i>		
RA	light ash A	+\$0
RK	mahogany dark A	+\$0
RM	mahogany A	+\$0

Top Finish: Wood Veneer		
<i>For veneer top with thermoplastic edge (C)</i>		
V2	beech A	+\$80
V3	cherry A	+\$80
Z3	warm red cherry A	+\$80
Z5	maple A	+\$80
A2	white ash A	+\$105
2U	light brown walnut A	+\$105
ED	aged cherry A	+\$105
40	dark brown walnut A	+\$105
EG	medium brown walnut A	+\$105
EK	medium red walnut A	+\$105
OU	walnut A	+\$105
UL	natural maple A	+\$105
UQ	light cherry A	+\$105
UV	red cherry A	+\$105
UX	walnut on cherry A	+\$105
9N	santos palisander A	+\$380

Top/Edge Finish: Recut Veneer		
<i>For veneer top with veneer edge (W)</i>		
RA	light ash A	+\$0
RK	mahogany dark A	+\$0
RM	mahogany A	+\$0

Top/Edge Finish: Wood Veneer		
<i>For veneer top with veneer edge (W)</i>		
V2	beech A	+\$80
V3	cherry A	+\$80
Z3	warm red cherry A	+\$80
Z5	maple A	+\$80
A2	white ash A	+\$105
2U	light brown walnut A	+\$105
ED	aged cherry A	+\$105
40	dark brown walnut A	+\$105
EG	medium brown walnut A	+\$105
EK	medium red walnut A	+\$105
OU	walnut A	+\$105
UL	natural maple A	+\$105
UQ	light cherry A	+\$105
UV	red cherry A	+\$105
UX	walnut on cherry A	+\$105
9N	santos palisander A	+\$380

Eames® Table Universal Base

Round *continued*

Step 6. Edge Finish

For laminate top with thermoplastic edge (L) or veneer top with thermoplastic edge (C)

8Q	folkstone grey	+\$0
91	white	+\$0
98	studio white	+\$0
BK	black	+\$0
BU	black umber	+\$0
CL	cool grey neutral	+\$0
CM	cinnamon	+\$0
CO	chamomile	+\$0
HF	inner tone light	+\$0
LT	light tone	+\$0
LU	soft white	+\$0
MT	medium tone	+\$0
SG	slate grey	+\$0
WA	wheat	+\$0
WL	sandstone	+\$0
WN	warm grey neutral	+\$0

Step 7. Column Finish


91	white <input type="checkbox"/>	+\$0
BK	black <input type="checkbox"/>	+\$0
BU	black umber <input type="checkbox"/>	+\$0
CL	cool grey neutral <input type="checkbox"/>	+\$0
G2	graphite satin <input type="checkbox"/>	+\$0
HF	inner tone light <input type="checkbox"/>	+\$0
LT	light tone <input type="checkbox"/>	+\$0
LU	soft white <input type="checkbox"/>	+\$0
MT	medium tone <input type="checkbox"/>	+\$0
SG	slate grey <input type="checkbox"/>	+\$0
WN	warm grey neutral <input type="checkbox"/>	+\$0
CN	metallic champagne <input type="checkbox"/>	+\$10
EH	metallic bronze <input type="checkbox"/>	+\$10
MS	metallic silver	+\$10

Step 8. Base Finish

91	white <input type="checkbox"/>	+\$0
BK	black <input type="checkbox"/>	+\$0
BU	black umber	+\$0
CL	cool grey neutral <input type="checkbox"/>	+\$0
G2	graphite satin <input type="checkbox"/>	+\$0
HF	inner tone light <input type="checkbox"/>	+\$0
LT	light tone <input type="checkbox"/>	+\$0
LU	soft white <input type="checkbox"/>	+\$0
MT	medium tone <input type="checkbox"/>	+\$0
PA	polished aluminum <input type="checkbox"/>	+\$0
SG	slate grey <input type="checkbox"/>	+\$0
WN	warm grey neutral <input type="checkbox"/>	+\$0
CN	metallic champagne <input type="checkbox"/>	+\$10
EH	metallic bronze <input type="checkbox"/>	+\$10
MS	metallic silver	+\$10

Eames® Round Table, Universal Base

ET601
ET602
ET801
ET802



Product Information

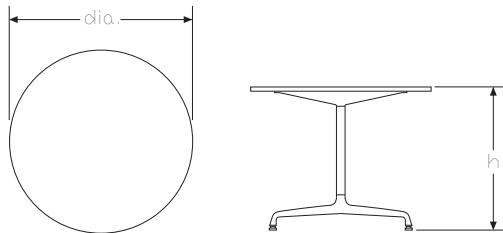
Description

This table has a 3/4"-thick stone top. Each table has adjustable glides. Ships knocked down with assembly required. Top and base components ship in separate packages.

Notes

Stone top has a honed finish and full bullnose edge profile. Natural characteristics in stone cause variations in hues, veins, crystals, and distinctive marks. These variations and subtle changes seen as the stone ages are values associated with natural materials. No two tabletops are identically the same; variations in both color and veining are to be expected. Over time the stone may fade in color, staining of the surface may appear, and surface cracks-if not already visible at time of purchase-may appear. Small cracks do not affect the structure of the tabletop.

Dimensions



Specification Information

Step 1.

ET A

Step 2. Height

8 16" high A

6 28 1/2" high A

Step 3. Diameter

01 30" diameter A

02 36" diameter A

Step 4. Surface Material

S stone top A

Prices for Steps 1-4.

ET801 S \$3926

ET802 S \$4736

ET601 S \$3926

ET602 S \$4736

Step 5. Top/Edge Finish

Top/Edge Finish: Stone

		01	02
5U	georgia grey marble <input type="checkbox"/> A	+\$436	526
HR	wisconsin black marble <input type="checkbox"/> A	+\$1212	1462
DP	georgia white marble <input type="checkbox"/> A	+\$1460	1761
FX	quebec graphite granite <input type="checkbox"/> A	+\$1460	1761

Eames® Round Table, Universal

Base *continued*

Step 6. Column Finish


91	white <input type="checkbox"/>	+\$0
BK	black <input type="checkbox"/>	+\$0
BU	black umber <input type="checkbox"/>	+\$0
CL	cool grey neutral <input type="checkbox"/>	+\$0
G2	graphite satin <input type="checkbox"/>	+\$0
HF	inner tone light <input type="checkbox"/>	+\$0
LT	light tone <input type="checkbox"/>	+\$0
LU	soft white <input type="checkbox"/>	+\$0
MT	medium tone <input type="checkbox"/>	+\$0
SG	slate grey <input type="checkbox"/>	+\$0
WN	warm grey neutral <input type="checkbox"/>	+\$0
CN	metallic champagne <input type="checkbox"/>	+\$10
EH	metallic bronze <input type="checkbox"/>	+\$10
MS	metallic silver <input type="checkbox"/>	+\$10

Step 7. Base Finish

91	white <input type="checkbox"/>	+\$0
BK	black <input type="checkbox"/>	+\$0
BU	black umber <input type="checkbox"/>	+\$0
CL	cool grey neutral <input type="checkbox"/>	+\$0
G2	graphite satin <input type="checkbox"/>	+\$0
HF	inner tone light <input type="checkbox"/>	+\$0
LT	light tone <input type="checkbox"/>	+\$0
LU	soft white <input type="checkbox"/>	+\$0
MT	medium tone <input type="checkbox"/>	+\$0
PA	polished aluminum <input type="checkbox"/>	+\$0
SG	slate grey <input type="checkbox"/>	+\$0
WN	warm grey neutral <input type="checkbox"/>	+\$0
CN	metallic champagne <input type="checkbox"/>	+\$10
EH	metallic bronze <input type="checkbox"/>	+\$10
MS	metallic silver <input type="checkbox"/>	+\$10

Eames® Table Universal Base
Square

ET104
ET105

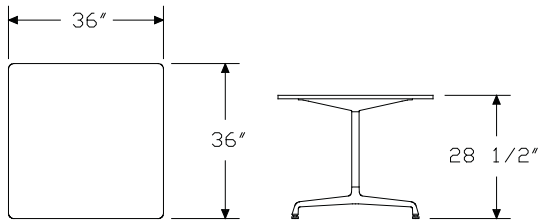


Product Information

Description
This 28½"-high table has a laminate or veneer top and thermoplastic edge. The laminate top is 7/8" thick; the veneer top is 3/4" thick. Each table has adjustable glides. Shipped knocked down.

Notes
Santos palisander veneer is celebrated for its unique grain and color variations. Similar products ordered in multiples or dissimilar products ordered separately should be expected to have variation in both grain and color characteristics; no two products will look exactly alike.

Dimensions



Specification Information

Step 1.

ET1

Step 2. Depth/Width

- 04** 30" deep x 30" wide
- 05** 36" deep x 36" wide

Step 3. Surface Material

- L** laminate top
- C** veneer top A

Prices for Steps 1-3.

ET104 L	\$660
C	\$770

ET105 L	\$660
C	\$770

Step 4. Top Finish

Solid-Color Laminate
For laminate top (L)

8Q folkstone grey	+\$0
91 white	+\$0
98 studio white	+\$0
CL cool grey neutral	+\$0
HF inner tone light	+\$0
HT inner tone	+\$0
LT light tone	+\$0
LU soft white	+\$0
WL sandstone	+\$0
WN warm grey neutral	+\$0

Fiber Laminate
For laminate top (L)

1X vanilla	+\$0
2X wheat	+\$0
3X celery	+\$0
4X coriander	+\$0
5X chamomile	+\$0
6X cinnamon	+\$0
7X cardamom	+\$0
8X kale	+\$0

Eames® Table Universal Base

Square *continued*

Frosted Laminate		
<i>For laminate top (L)</i>		
J4	frosted light grey	+\$0
J5	frosted inner tone light	+\$0
J6	frosted slate grey	+\$0
J7	frosted medium tone	+\$0
J8	frosted black	+\$0

Recut Veneer		
<i>For veneer top (C)</i>		
RA	light ash A	+\$0
RK	mahogany dark A	+\$0
RM	mahogany A	+\$0

Wood Veneer		
<i>For veneer top (C)</i>		
V2	beech A	+\$80
V3	cherry A	+\$80
Z3	warm red cherry A	+\$80
Z5	maple A	+\$80
A2	white ash A	+\$105
2U	light brown walnut A	+\$105
ED	aged cherry A	+\$105
40	dark brown walnut A	+\$105
EG	medium brown walnut A	+\$105
EK	medium red walnut A	+\$105
OU	walnut A	+\$105
UL	natural maple A	+\$105
UQ	light cherry A	+\$105
UV	red cherry A	+\$105
UX	walnut on cherry A	+\$105
9N	santos palisander A	+\$380

Step 5. Edge Finish		
8Q	folkstone grey	+\$0
91	white	+\$0
98	studio white	+\$0
BK	black	+\$0
BU	black umber	+\$0
CL	cool grey neutral	+\$0
CM	cinnamon	+\$0
CO	chamomile	+\$0
HF	inner tone light	+\$0
LT	light tone	+\$0
LU	soft white	+\$0
MT	medium tone	+\$0
SG	slate grey	+\$0
WA	wheat	+\$0
WL	sandstone	+\$0
WN	warm grey neutral	+\$0


Step 6. Column Finish		
91	white	+\$0
BK	black	+\$0
BU	black umber	+\$0
CL	cool grey neutral	+\$0
G2	graphite satin	+\$0
HF	inner tone light	+\$0
LT	light tone	+\$0
LU	soft white	+\$0
MT	medium tone	+\$0
SG	slate grey	+\$0
WN	warm grey neutral	+\$0
CN	metallic champagne	+\$10
EH	metallic bronze	+\$10
MS	metallic silver	+\$10

Eames® Table Universal Base

Square *continued*

Step 7. Base Finish		
91	white	+\$0
BK	black	+\$0
BU	black umber	+\$0
CL	cool grey neutral	+\$0
G2	graphite satin	+\$0
HF	inner tone light	+\$0
LT	light tone	+\$0
LU	soft white	+\$0
MT	medium tone	+\$0
PA	polished aluminum	+\$0
SG	slate grey	+\$0
WN	warm grey neutral	+\$0
CN	metallic champagne	+\$10
EH	metallic bronze	+\$10
MS	metallic silver	+\$10

Eames® Square Table, Universal Base ET604



Product Information

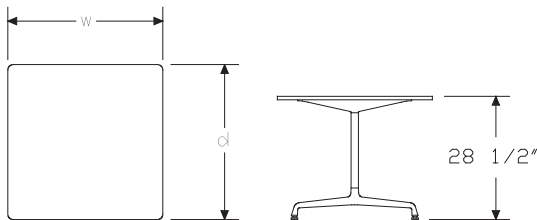
Description

This 28¹/₂"-high table has a ³/₄"-thick stone top. Each table has adjustable glides. Ships knocked down with assembly required. Top and base components ship in separate packages.

Notes

Stone top has a honed finish and full bullnose edge profile. Natural characteristics in stone cause variations in hues, veins, crystals, and distinctive marks. These variations and subtle changes seen as the stone ages are values associated with natural materials. No two tabletops are identically the same; variations in both color and veining are to be expected. Over time the stone may fade in color, staining of the surface may appear, and surface cracks-if not already visible at time of purchase-may appear. Small cracks do not affect the structure of the tabletop.

Dimensions



Specification Information

Step 1.

ET6

Step 2. Depth/Width

04 30" deep x 30" wide

Step 3. Surface Material

S stone top

Prices for Steps 1-3.

ET604 S \$3926

Step 4. Top/Edge Finish

Stone

5U	georgia grey marble <input type="checkbox"/>	+\$436
HR	wisconsin black marble <input type="checkbox"/>	+\$1212
DP	georgia white marble <input type="checkbox"/>	+\$1460
FX	quebec graphite granite <input type="checkbox"/>	+\$1460

Step 5. Column Finish

91	white <input type="checkbox"/>	+\$0
BK	black <input type="checkbox"/>	+\$0
BU	black umber <input type="checkbox"/>	+\$0
CL	cool grey neutral <input type="checkbox"/>	+\$0
G2	graphite satin <input type="checkbox"/>	+\$0
HF	inner tone light <input type="checkbox"/>	+\$0
LT	light tone <input type="checkbox"/>	+\$0
LU	soft white <input type="checkbox"/>	+\$0
MT	medium tone <input type="checkbox"/>	+\$0
SG	slate grey <input type="checkbox"/>	+\$0
WN	warm grey neutral <input type="checkbox"/>	+\$0
CN	metallic champagne <input type="checkbox"/>	+\$10
EH	metallic bronze <input type="checkbox"/>	+\$10
MS	metallic silver <input type="checkbox"/>	+\$10


Eames® Square Table, Universal

Base *continued*

Step 6. Base Finish		
91	white <input type="checkbox"/>	+\$0
BK	black <input type="checkbox"/>	+\$0
BU	black umber <input type="checkbox"/>	+\$0
CL	cool grey neutral <input type="checkbox"/>	+\$0
G2	graphite satin <input type="checkbox"/>	+\$0
HF	inner tone light <input type="checkbox"/>	+\$0
LT	light tone <input type="checkbox"/>	+\$0
LU	soft white <input type="checkbox"/>	+\$0
MT	medium tone <input type="checkbox"/>	+\$0
PA	polished aluminum <input type="checkbox"/>	+\$0
SG	slate grey <input type="checkbox"/>	+\$0
WN	warm grey neutral <input type="checkbox"/>	+\$0
CN	metallic champagne <input type="checkbox"/>	+\$10
EH	metallic bronze <input type="checkbox"/>	+\$10
MS	metallic silver <input type="checkbox"/>	+\$10

Eames® Table Contract Base
Round

ET107
ET108
ET307
ET308



Product Information

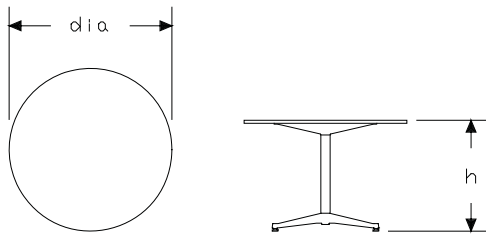
Description

This table has a laminate or veneer top and thermoplastic edge. The laminate top is 7/8" thick; the veneer top is 3/4" thick. Each table has adjustable glides. Shipped knocked down.

Notes

Santos palisander veneer is celebrated for its unique grain and color variations. Similar products ordered in multiples or dissimilar products ordered separately should be expected to have variation in both grain and color characteristics; no two products will look exactly alike.

Dimensions



Specification Information

Step 1.

ET

Step 2. Height

- 3** 16" high
- 1** 28½" high

Step 3. Diameter

For 16" high (3)

- 07** 30" diameter
- 08** 36" diameter

For 28½" high (1)

- 07** 30" diameter
- 08** 36" diameter

Step 4. Surface Material

- L** laminate top
- C** veneer top **A**

Prices for Steps 1-4.

ET307	L	\$587
	C	\$678
ET308	L	\$642
	C	\$734
ET107	L	\$587
	C	\$678
ET108	L	\$642
	C	\$734

Eames® Table Contract Base

Round *continued*

Step 5. Top Finish

Solid-Color Laminate

For laminate top (L)

8Q	folkstone grey	+\$0
91	white	+\$0
98	studio white	+\$0
CL	cool grey neutral	+\$0
HF	inner tone light	+\$0
HT	inner tone	+\$0
LT	light tone	+\$0
LU	soft white	+\$0
WL	sandstone	+\$0
WN	warm grey neutral	+\$0

Fiber Laminate

For laminate top (L)

1X	vanilla	+\$0
2X	wheat	+\$0
3X	celery	+\$0
4X	coriander	+\$0
5X	chamomile	+\$0
6X	cinnamon	+\$0
7X	cardamom	+\$0
8X	kale	+\$0

Frosted Laminate

For laminate top (L)

J4	frosted light grey	+\$0
J5	frosted inner tone light	+\$0
J6	frosted slate grey	+\$0
J7	frosted medium tone	+\$0
J8	frosted black	+\$0

Recut Veneer

For veneer top (C)

RA	light ash A	+\$0
RK	mahogany dark A	+\$0
RM	mahogany A	+\$0

Wood Veneer

For veneer top (C)

V2	beech A	+\$80
V3	cherry A	+\$80
Z3	warm red cherry A	+\$80
Z5	maple A	+\$80
A2	white ash A	+\$105
ED	aged cherry A	+\$105
EG	medium brown walnut A	+\$105
EK	medium red walnut A	+\$105
OU	walnut A	+\$105
UL	natural maple A	+\$105
UQ	light cherry A	+\$105
UV	red cherry A	+\$105
UX	walnut on cherry A	+\$105
9N	santos palisander A	+\$380

Step 6. Edge Finish

8Q	folkstone grey	+\$0
91	white	+\$0
98	studio white	+\$0
BK	black	+\$0
BU	black umber	+\$0
CL	cool grey neutral	+\$0
CM	cinnamon	+\$0
CO	chamomile	+\$0
HF	inner tone light	+\$0
LT	light tone	+\$0
LU	soft white	+\$0
MT	medium tone	+\$0
SG	slate grey	+\$0
WA	wheat	+\$0
WL	sandstone	+\$0
WN	warm grey neutral	+\$0


Eames® Table Contract Base
 Round *continued*

Step 7. Column Finish		
91	white	+\$0
BK	black	+\$0
BU	black umber	+\$0
CL	cool grey neutral	+\$0
G2	graphite satin	+\$0
HF	inner tone light	+\$0
LT	light tone	+\$0
LU	soft white	+\$0
MT	medium tone	+\$0
SG	slate grey	+\$0
WN	warm grey neutral	+\$0
CN	metallic champagne	+\$10
EH	metallic bronze	+\$10
MS	metallic silver	+\$10

Step 8. Base Finish		
91	white	+\$0
BK	black	+\$0
BU	black umber	+\$0
CL	cool grey neutral	+\$0
G2	graphite satin	+\$0
HF	inner tone light	+\$0
LT	light tone	+\$0
LU	soft white	+\$0
MT	medium tone	+\$0
PA	polished aluminum	+\$0
SG	slate grey	+\$0
WN	warm grey neutral	+\$0
CN	metallic champagne	+\$10
EH	metallic bronze	+\$10
MS	metallic silver	+\$10

Eames® Round Table, Contract Base

ET607
ET608
ET609
ET610
ET807
ET808
ET809
ET810



Product Information

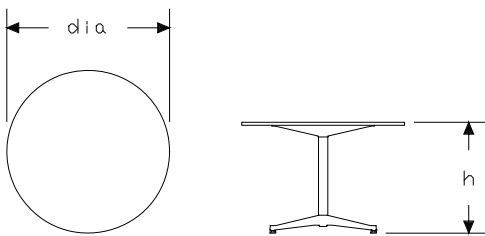
Description

This table has a 3/4"-thick stone top. Each table has adjustable glides. Ships knocked down with assembly required. Top and base components ship in separate packages.

Notes

Stone top has a honed finish and full bullnose edge profile. Natural characteristics in stone cause variations in hues, veins, crystals, and distinctive marks. These variations and subtle changes seen as the stone ages are values associated with natural materials. No two tabletops are identically the same; variations in both color and veining are to be expected. Over time the stone may fade in color, staining of the surface may appear, and surface cracks-if not already visible at time of purchase-may appear. Small cracks do not affect the structure of the tabletop.

Dimensions



Specification Information

Step 1.

ET A

Step 2. Height

8 16" high A

6 28 1/2" high A

Step 3. Diameter

07 30" diameter A

08 36" diameter A

09 42" diameter A

10 48" diameter A

Step 4. Surface Material

S stone top A

Prices for Steps 1-4.

ET807 S \$3926

ET808 S \$4736

ET809 S \$7741

ET810 S \$7999

ET607 S \$3926

ET608 S \$4736

ET609 S \$7741

ET610 S \$7999

Step 5. Top/Edge Finish

Stone

		07	08	09	10
5U	georgia grey marble <input type="checkbox"/> A	+\$436	526	610	711
HR	wisconsin black marble <input type="checkbox"/> A	+\$1212	1462	1590	1723
DP	georgia white marble <input type="checkbox"/> A	+\$1460	1761	2392	2836
FX	quebec graphite granite <input type="checkbox"/> A	+\$1460	1761	2392	2836

Eames® Round Table, Contract
Base *continued*

Step 6. Column Finish


91	white <input type="checkbox"/>	+\$0
BK	black <input type="checkbox"/>	+\$0
BU	black umber <input type="checkbox"/>	+\$0
CL	cool grey neutral <input type="checkbox"/>	+\$0
G2	graphite satin <input type="checkbox"/>	+\$0
HF	inner tone light <input type="checkbox"/>	+\$0
LT	light tone <input type="checkbox"/>	+\$0
LU	soft white <input type="checkbox"/>	+\$0
MT	medium tone <input type="checkbox"/>	+\$0
SG	slate grey <input type="checkbox"/>	+\$0
WN	warm grey neutral <input type="checkbox"/>	+\$0
CN	metallic champagne <input type="checkbox"/>	+\$10
EH	metallic bronze <input type="checkbox"/>	+\$10
MS	metallic silver <input type="checkbox"/>	+\$10

Step 7. Base Finish

91	white <input type="checkbox"/>	+\$0
BK	black <input type="checkbox"/>	+\$0
BU	black umber <input type="checkbox"/>	+\$0
CL	cool grey neutral <input type="checkbox"/>	+\$0
G2	graphite satin <input type="checkbox"/>	+\$0
HF	inner tone light <input type="checkbox"/>	+\$0
LT	light tone <input type="checkbox"/>	+\$0
LU	soft white <input type="checkbox"/>	+\$0
MT	medium tone <input type="checkbox"/>	+\$0
PA	polished aluminum <input type="checkbox"/>	+\$0
SG	slate grey <input type="checkbox"/>	+\$0
WN	warm grey neutral <input type="checkbox"/>	+\$0
CN	metallic champagne <input type="checkbox"/>	+\$10
EH	metallic bronze <input type="checkbox"/>	+\$10
MS	metallic silver <input type="checkbox"/>	+\$10

Eames® Table Contract Base
Square

ET112
ET113



Product Information

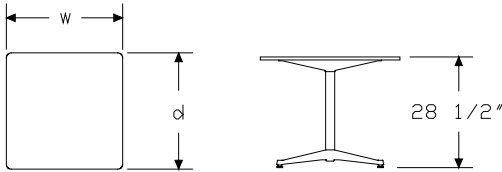
Description

This 28½"-high table has a laminate or veneer top and thermoplastic edge. The laminate top is 7/8" thick; the veneer top is 3/4" thick. Each table has adjustable glides. Shipped knocked down.

Notes

Santos palisander veneer is celebrated for its unique grain and color variations. Similar products ordered in multiples or dissimilar products ordered separately should be expected to have variation in both grain and color characteristics; no two products will look exactly alike.

Dimensions



Specification Information

Step 1.

ET11

Step 2. Width

- 2** 30" wide
- 3** 36" wide

Step 3. Surface Material

- L** laminate top
- C** veneer top A

Prices for Steps 1-3.

ET112 L	\$587
C	\$678

ET113 L	\$642
C	\$734

Step 4. Top Finish

Solid-Color Laminate

For laminate top (L)

8Q	folkstone grey	+\$0
91	white	+\$0
98	studio white	+\$0
CL	cool grey neutral	+\$0
HF	inner tone light	+\$0
HT	inner tone	+\$0
LT	light tone	+\$0
LU	soft white	+\$0
WL	sandstone	+\$0
WN	warm grey neutral	+\$0

Fiber Laminate

For laminate top (L)

1X	vanilla	+\$0
2X	wheat	+\$0
3X	celery	+\$0
4X	coriander	+\$0
5X	chamomile	+\$0
6X	cinnamon	+\$0
7X	cardamom	+\$0
8X	kale	+\$0

Eames® Table Contract Base

Square *continued*

Frosted Laminate		
<i>For laminate top (L)</i>		
J4	frosted light grey	+\$0
J5	frosted inner tone light	+\$0
J6	frosted slate grey	+\$0
J7	frosted medium tone	+\$0
J8	frosted black	+\$0

Recut Veneer		
<i>For veneer top (C)</i>		
RA	light ash A	+\$0
RK	mahogany dark A	+\$0
RM	mahogany A	+\$0

Wood Veneer		
<i>For veneer top (C)</i>		
V2	beech A	+\$80
V3	cherry A	+\$80
Z3	warm red cherry A	+\$80
Z5	maple A	+\$80
A2	white ash A	+\$105
2U	light brown walnut A	+\$105
ED	aged cherry A	+\$105
40	dark brown walnut A	+\$105
EG	medium brown walnut A	+\$105
EK	medium red walnut A	+\$105
OU	walnut A	+\$105
UL	natural maple A	+\$105
UQ	light cherry A	+\$105
UV	red cherry A	+\$105
UX	walnut on cherry A	+\$105
9N	santos palisander A	+\$380

Step 5. Edge Finish		
8Q	folkstone grey	+\$0
91	white	+\$0
98	studio white	+\$0
BK	black	+\$0
BU	black umber	+\$0
CL	cool grey neutral	+\$0
CM	cinnamon	+\$0
CO	chamomile	+\$0
HF	inner tone light	+\$0
LT	light tone	+\$0
LU	soft white	+\$0
MT	medium tone	+\$0
SG	slate grey	+\$0
WA	wheat	+\$0
WL	sandstone	+\$0
WN	warm grey neutral	+\$0

Step 6. Column Finish		
91	white	+\$0
BK	black	+\$0
BU	black umber	+\$0
CL	cool grey neutral	+\$0
G2	graphite satin	+\$0
HF	inner tone light	+\$0
LT	light tone	+\$0
LU	soft white	+\$0
MT	medium tone	+\$0
SG	slate grey	+\$0
WN	warm grey neutral	+\$0
CN	metallic champagne	+\$10
EH	metallic bronze	+\$10
MS	metallic silver	+\$10


Eames® Table Contract Base

Square *continued*

Step 7. Base Finish		
91	white	+\$0
BK	black	+\$0
BU	black umber	+\$0
CL	cool grey neutral	+\$0
G2	graphite satin	+\$0
HF	inner tone light	+\$0
LT	light tone	+\$0
LU	soft white	+\$0
MT	medium tone	+\$0
PA	polished aluminum	+\$0
SG	slate grey	+\$0
WN	warm grey neutral	+\$0
CN	metallic champagne	+\$10
EH	metallic bronze	+\$10
MS	metallic silver	+\$10

Eames® Square Table, Contract
Base

ET612
ET614



Product Information

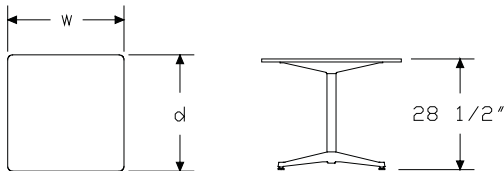
Description

This 28 1/2"-high table has a 3/4"-thick stone top. Each table has adjustable glides. Ships knocked down with assembly required. Top and base components ship in separate packages.

Notes

Stone top has a honed finish and full bullnose edge profile. Natural characteristics in stone cause variations in hues, veins, crystals, and distinctive marks. These variations and subtle changes seen as the stone ages are values associated with natural materials. No two tabletops are identically the same; variations in both color and veining are to be expected. Over time the stone may fade in color, staining of the surface may appear, and surface cracks-if not already visible at time of purchase-may appear. Small cracks do not affect the structure of the tabletop.

Dimensions



Specification Information

Step 1.

ET61 [A]

Step 2. Width

2 30" wide [A]

4 42" wide [A]

Step 3. Surface Material

S stone top [A]

Prices for Steps 1-3.

ET612 S \$3926

ET614 S \$7741

Step 4. Top Finish

Top/Edge Finish:

		2	4
5U	georgia grey marble [A]	+\$436	610
HR	wisconsin black marble [A]	+\$1212	1590
DP	georgia white marble [A]	+\$1460	2392
FX	quebec graphite granite [A]	+\$1460	2392

Step 5. Column Finish

91	white [A]	+\$0
BK	black [A]	+\$0
BU	black umber [A]	+\$0
CL	cool grey neutral [A]	+\$0
G2	graphite satin [A]	+\$0
HF	inner tone light [A]	+\$0
LT	light tone [A]	+\$0
LU	soft white [A]	+\$0
MT	medium tone [A]	+\$0
SG	slate grey [A]	+\$0
WN	warm grey neutral [A]	+\$0
CN	metallic champagne [A]	+\$10
EH	metallic bronze [A]	+\$10
MS	metallic silver [A]	+\$10


Eames® Square Table, Contract

Base *continued*

Step 6. Base Finish		
91	white <input type="checkbox"/>	+\$0
BK	black <input type="checkbox"/>	+\$0
BU	black umber <input type="checkbox"/>	+\$0
CL	cool grey neutral <input type="checkbox"/>	+\$0
G2	graphite satin <input type="checkbox"/>	+\$0
HF	inner tone light <input type="checkbox"/>	+\$0
LT	light tone <input type="checkbox"/>	+\$0
LU	soft white <input type="checkbox"/>	+\$0
MT	medium tone <input type="checkbox"/>	+\$0
PA	polished aluminum <input type="checkbox"/>	+\$0
SG	slate grey <input type="checkbox"/>	+\$0
WN	warm grey neutral <input type="checkbox"/>	+\$0
CN	metallic champagne <input type="checkbox"/>	+\$10
EH	metallic bronze <input type="checkbox"/>	+\$10
MS	metallic silver <input type="checkbox"/>	+\$10

Eames® Table Segmented Base
Round

ET122
ET123
ET124
ET127
ET129
ET131



Product Information

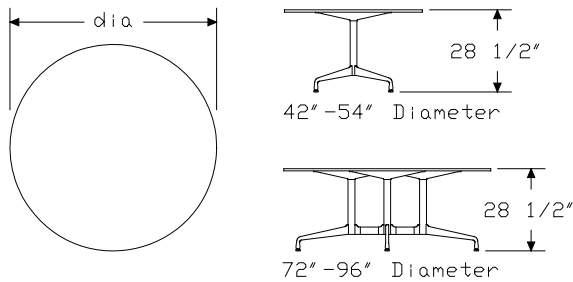
Description

This 28½"-high table has a laminate or veneer top and thermoplastic edge or a veneer top and edge. 42" and 48" thermoplastic-edge tables have a 7/8"-thick laminate or 3/4"-thick veneer top; 54" to 96" thermoplastic-edge tables have a 1½"-thick laminate or veneer top. 48" veneer-edge tables have a 3/4"-thick veneer top; 54" veneer-edge tables have a 1½"-thick veneer top. Each table has adjustable glides. 72" to 96" tabletops are shipped in 2 equal pieces. Shipped knocked down.

Notes

Santos palisander veneer is celebrated for its unique grain and color variations. Similar products ordered in multiples or dissimilar products ordered separately should be expected to have variation in both grain and color characteristics; no two products will look exactly alike.

Dimensions



Specification Information

Step 1.

ET1

Step 2. Diameter

- 22** 42" diameter
- 23** 48" diameter
- 24** 54" diameter
- 27** 72" diameter
- 29** 84" diameter
- 31** 96" diameter

Step 3. Surface Material

For 42" diameter (22), 72" diameter (27), 84" diameter (29), or 96" diameter (31)

- L** laminate top with thermoplastic edge
- C** veneer top with thermoplastic edge **A**

For 48" diameter (23) or 54" diameter (24)

- L** laminate top with thermoplastic edge
- C** veneer top with thermoplastic edge **A**
- W** veneer top with veneer edge **A**

Prices for Steps 1-3.

ET122	L	\$1036
	C	\$1225
ET123	L	\$1138
	C	\$1331
	W	\$1381
ET124	L	\$1600
	C	\$1815
	W	\$1886
ET127	L	\$3317
	C	\$3756
ET129	L	\$3746
	C	\$4358
ET131	L	\$4549
	C	\$5358

Eames® Table Segmented Base

Round *continued*

Step 4.

Top Finish: Solid-Color Laminate

For laminate top with thermoplastic edge (L)

8Q	folkstone grey	+\$0
91	white	+\$0
98	studio white	+\$0
CL	cool grey neutral	+\$0
HF	inner tone light	+\$0
HT	inner tone	+\$0
LT	light tone	+\$0
LU	soft white	+\$0
WL	sandstone	+\$0
WN	warm grey neutral	+\$0

Top Finish: Fiber Laminate

For laminate top with thermoplastic edge (L)

1X	vanilla	+\$0
2X	wheat	+\$0
3X	celery	+\$0
4X	coriander	+\$0
5X	chamomile	+\$0
6X	cinnamon	+\$0
7X	cardamom	+\$0
8X	kale	+\$0

Top Finish: Frosted Laminate

For laminate top with thermoplastic edge (L)

J4	frosted light grey	+\$0
J5	frosted inner tone light	+\$0
J6	frosted slate grey	+\$0
J7	frosted medium tone	+\$0
J8	frosted black	+\$0

Top Finish: Recut Veneer

For veneer top with thermoplastic edge (C)

		22	23	24	27	29
RA	light ash A	+\$0	0	0	0	0
RK	mahogany dark A	+\$0	0	0	0	0
RM	mahogany A	+\$0	0	0	0	0
31						
RA	light ash A					+\$0
RK	mahogany dark A					+\$0
RM	mahogany A					+\$0

Top Finish: Wood Veneer

For veneer top with thermoplastic edge (C)

		22	23	24	27	29
V2	beech A	+\$95	130	170	250	290
V3	cherry A	+\$95	130	170	250	290
Z3	warm red cherry A	+\$95	130	170	250	290
Z5	maple A	+\$95	130	170	250	290
A2	white ash A	+\$130	175	230	365	425
2U	light brown walnut A	+\$130	175	230	365	425
ED	aged cherry A	+\$130	175	230	365	425
40	dark brown walnut A	+\$130	175	230	365	425
EG	medium brown walnut A	+\$130	175	230	365	425
EK	medium red walnut A	+\$130	175	230	365	425
OU	walnut A	+\$130	175	230	365	425
UL	natural maple A	+\$130	175	230	365	425
UQ	light cherry A	+\$130	175	230	365	425
UV	red cherry A	+\$130	175	230	365	425
UX	walnut on cherry A	+\$130	175	230	365	425
9N	santos palisander A	+\$720	839	976	2044	2380

		31
V2	beech A	+\$330
V3	cherry A	+\$330
Z3	warm red cherry A	+\$330
Z5	maple A	+\$330
A2	white ash A	+\$495
2U	light brown walnut A	+\$495
ED	aged cherry A	+\$495
40	dark brown walnut A	+\$495
EG	medium brown walnut A	+\$495
EK	medium red walnut A	+\$495
OU	walnut A	+\$495
UL	natural maple A	+\$495
UQ	light cherry A	+\$495
UV	red cherry A	+\$495
UX	walnut on cherry A	+\$495
9N	santos palisander A	+\$2782

Top/Edge Finish: Recut Veneer

For 48" diameter (23) with veneer top with veneer edge (W)

RA	light ash A	+\$0
RK	mahogany dark A	+\$0
RM	mahogany A	+\$0

Eames® Table Segmented Base
Round *continued*

Top/Edge Finish: Wood Veneer

For 48" diameter (23) with veneer top with veneer edge (W)

V2	beech A	+\$130
V3	cherry A	+\$130
Z3	warm red cherry A	+\$130
Z5	maple A	+\$130
A2	white ash A	+\$175
2U	light brown walnut A	+\$175
ED	aged cherry A	+\$175
40	dark brown walnut A	+\$175
EG	medium brown walnut A	+\$175
EK	medium red walnut A	+\$175
OU	walnut A	+\$130
UL	natural maple A	+\$175
UQ	light cherry A	+\$175
UV	red cherry A	+\$175
UX	walnut on cherry A	+\$175
9N	santos palisander A	+\$839

Top/Edge Finish: Recut Veneer

For 54" diameter (24) with veneer top with veneer edge (W)

RA	light ash A	+\$0
RK	mahogany dark A	+\$0
RM	mahogany A	+\$0

Top/Edge Finish: Wood Veneer

For 54" diameter (24) with veneer top with veneer edge (W)

V2	beech A	+\$170
V3	cherry A	+\$170
Z3	warm red cherry A	+\$170
Z5	maple A	+\$170
A2	white ash A	+\$230
ED	aged cherry A	+\$230
2U	light brown walnut A	+\$230
EG	medium brown walnut A	+\$230
40	dark brown walnut A	+\$230
EK	medium red walnut A	+\$230
OU	walnut A	+\$170
UL	natural maple A	+\$230
UQ	light cherry A	+\$230
UV	red cherry A	+\$230
UX	walnut on cherry A	+\$230
9N	santos palisander A	+\$976

Step 5. Edge Finish

For laminate top with thermoplastic edge (L) or veneer top with thermoplastic edge (C)

8Q	folkstone grey	+\$0
91	white	+\$0
98	studio white	+\$0
BU	black umber	+\$0
CL	cool grey neutral	+\$0
CM	cinnamon	+\$0
CO	chamomile	+\$0
HF	inner tone light	+\$0
LT	light tone	+\$0
LU	soft white	+\$0
MT	medium tone	+\$0
SG	slate grey	+\$0
WA	wheat	+\$0
WL	sandstone	+\$0
WN	warm grey neutral	+\$0

Step 6. Column Finish

91	white	+\$0
BK	black	+\$0
BU	black umber	+\$0
CL	cool grey neutral	+\$0
G2	graphite satin	+\$0
HF	inner tone light	+\$0
LT	light tone	+\$0
LU	soft white	+\$0
MT	medium tone	+\$0
SG	slate grey	+\$0
WN	warm grey neutral	+\$0
CN	metallic champagne	+\$10
EH	metallic bronze	+\$10
MS	metallic silver	+\$10


Eames® Table Segmented Base

Round *continued*

Step 7. Base Finish		
91	white	+\$0
BK	black	+\$0
BU	black umber	+\$0
CL	cool grey neutral	+\$0
G2	graphite satin	+\$0
HF	inner tone light	+\$0
LT	light tone	+\$0
LU	soft white	+\$0
MT	medium tone	+\$0
PA	polished aluminum	+\$0
SG	slate grey	+\$0
WN	warm grey neutral	+\$0
CN	metallic champagne	+\$10
EH	metallic bronze	+\$10
MS	metallic silver	+\$10

Eames® Table Segmented Base
Oval

- ET149
- ET150
- ET151
- ET152
- ET153
- ET155
- ET156
- ET157
- ET158
- ET160
- ET161
- ET162
- ET164
- ET166
- ET168
- ET170



Product Information

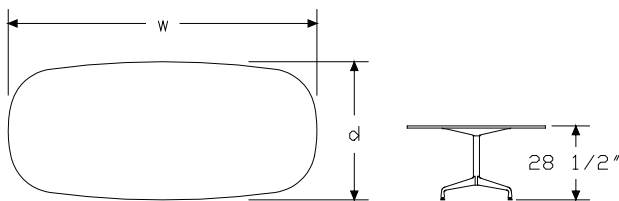
Description

This 28¹/₂"-high table has a laminate or veneer top and thermoplastic edge or a veneer top and edge. The thermoplastic-edge table has a 1¹/₈"-thick laminate or veneer top. The veneer-edge table has a 1¹/₈"-thick veneer top. Each table has adjustable glides.

Notes

For veneer tables, 108"- to 192"-wide tabletops are shipped in 2 equal pieces; 216"- and 264"-wide tabletops are shipped in 3 equal pieces. For laminate tables, 120"- to 216"-wide tabletops are shipped in 2 equal pieces; 240"- and 264"-wide tabletops are shipped in 3 equal pieces. Santos palisander veneer is celebrated for its unique grain and color variations. Similar products ordered in multiples or dissimilar products ordered separately should be expected to have variation in both grain and color characteristics; no two products will look exactly alike.

Dimensions



Specification Information

Step 1.

ET1

Step 2. Depth/Width

- 49** 36" deep x 60" wide
- 50** 42" deep x 66" wide
- 51** 42" deep x 72" wide
- 52** 42" deep x 78" wide
- 53** 42" deep x 84" wide
- 55** 54" deep x 90" wide
- 56** 54" deep x 96" wide
- 57** 54" deep x 108" wide
- 58** 54" deep x 120" wide
- 60** 54" deep x 144" wide
- 61** 54" deep x 156" wide
- 62** 54" deep x 168" wide
- 64** 54" deep x 192" wide
- 66** 54" deep x 216" wide
- 68** 54" deep x 240" wide
- 70** 54" deep x 264" wide

Step 3. Surface Material

For 36" deep x 60" wide (49), 42" deep x 72" wide (51), or 42" deep x 84" wide (53)

- L** laminate top with thermoplastic edge
- C** veneer top with thermoplastic edge A
- W** veneer top with veneer edge A

For 42" deep x 66" wide (50), 42" deep x 78" wide (52), 54" deep x 90" wide (55), 54" deep x 96" wide (56), 54" deep x 108" wide (57), 54" deep x 120" wide (58), 54" deep x 144" wide (60), 54" deep x 156" wide (61), 54" deep x 168" wide (62), 54" deep x 192" wide (64), 54" deep x 216" wide (66), 54" deep x 240" wide (68), or 54" deep x 264" wide (70)

- L** laminate top with thermoplastic edge
- C** veneer top with thermoplastic edge A

Prices for Steps 1-3.

ET149	L	\$2041
	C	\$2280
	W	\$2392
ET150	L	\$2183
	C	\$2428

Eames® Table Segmented Base
Oval *continued*

ET151	L	\$2249
	C	\$2568
	W	\$2743
ET152	L	\$2297
	C	\$2688
ET153	L	\$2324
	C	\$2716
	W	\$2869
ET155	L	\$3169
	C	\$3600
ET156	L	\$3209
	C	\$3643
ET157	L	\$4175
	C	\$4654
ET158	L	\$4644
	C	\$5217
ET160	L	\$5032
	C	\$5622
ET161	L	\$5468
	C	\$6081
ET162	L	\$5992
	C	\$6700
ET164	L	\$6615
	C	\$7492
ET166	L	\$7287
	C	\$8194
ET168	L	\$8038
	C	\$8982
ET170	L	\$8769
	C	\$9888

Step 4.

Top Finish: Solid-Color Laminate

For laminate top with thermoplastic edge (L)

8Q	folkstone grey	+\$0
91	white	+\$0
98	studio white	+\$0
CL	cool grey neutral	+\$0
HF	inner tone light	+\$0
HT	inner tone	+\$0
LT	light tone	+\$0
LU	soft white	+\$0
WL	sandstone	+\$0
WN	warm grey neutral	+\$0

Top Finish: Fiber Laminate

For laminate top with thermoplastic edge (L)

1X	vanilla	+\$0
2X	wheat	+\$0
3X	celery	+\$0
4X	coriander	+\$0
5X	chamomile	+\$0
6X	cinnamon	+\$0
7X	cardamom	+\$0
8X	kale	+\$0

Top Finish: Frosted Laminate

For laminate top with thermoplastic edge (L)

J4	frosted light grey	+\$0
J5	frosted inner tone light	+\$0
J6	frosted slate grey	+\$0
J7	frosted medium tone	+\$0
J8	frosted black	+\$0

Top Finish: Recut Veneer

For veneer top with thermoplastic edge (C)

		49	50	51	52	53
RA	light ash A	+\$0	0	0	0	0
RK	mahogany dark A	+\$0	0	0	0	0
RM	mahogany A	+\$0	0	0	0	0
		55	56	57	58	60
RA	light ash A	+\$0	0	0	0	0
RK	mahogany dark A	+\$0	0	0	0	0
RM	mahogany A	+\$0	0	0	0	0

Eames® Table Segmented Base
Oval *continued*

		61	62	64	66	68
RA	light ash A	+\$0	0	0	0	0
RK	mahogany dark A	+\$0	0	0	0	0
RM	mahogany A	+\$0	0	0	0	0
						70
RA	light ash A					+\$0
RK	mahogany dark A					+\$0
RM	mahogany A					+\$0

Top Finish: Wood Veneer

For veneer top with thermoplastic edge (C)

		49	50	51	52	53
V2	beech A	+\$205	215	225	245	265
V3	cherry A	+\$205	215	225	245	265
Z3	warm red cherry A	+\$205	215	225	245	265
Z5	maple A	+\$205	215	225	245	265
A2	white ash A	+\$275	290	305	330	355
2U	light brown walnut A	+\$275	290	305	330	355
ED	aged cherry A	+\$275	290	305	330	355
40	dark brown walnut A	+\$275	290	305	330	355
EG	medium brown walnut A	+\$275	290	305	330	355
EK	medium red walnut A	+\$275	290	305	330	355
OU	walnut A	+\$275	290	305	330	265
UL	natural maple A	+\$275	290	305	330	355
UQ	light cherry A	+\$275	290	305	330	355
UV	red cherry A	+\$275	290	305	330	355
UX	walnut on cherry A	+\$275	290	305	330	355
9N	santos palisander A	+\$1009	1160	1220	1320	1420

		55	56	57	58	60
V2	beech A	+\$290	315	345	375	410
V3	cherry A	+\$290	315	345	375	410
Z3	warm red cherry A	+\$290	315	345	375	410
Z5	maple A	+\$290	315	345	375	410
A2	white ash A	+\$425	440	500	540	585
2U	light brown walnut A	+\$425	440	500	540	585
ED	aged cherry A	+\$425	440	500	540	585
40	dark brown walnut A	+\$425	440	500	540	585
EG	medium brown walnut A	+\$425	440	500	540	585
EK	medium red walnut A	+\$425	440	500	540	585
OU	walnut A	+\$425	440	500	540	585
UL	natural maple A	+\$425	440	500	540	585
UQ	light cherry A	+\$425	440	500	540	585
UV	red cherry A	+\$425	440	500	540	585
UX	walnut on cherry A	+\$425	440	500	540	585
9N	santos palisander A	+\$1700	1760	2350	2538	2750

		61	62	64	66	68
V2	beech A	+\$445	480	520	560	600
V3	cherry A	+\$445	480	520	560	600
Z3	warm red cherry A	+\$445	480	520	560	600
Z5	maple A	+\$445	480	520	560	600
A2	white ash A	+\$635	690	755	815	880
2U	light brown walnut A	+\$635	690	755	815	880
ED	aged cherry A	+\$635	690	755	815	880
40	dark brown walnut A	+\$635	690	755	815	880
EG	medium brown walnut A	+\$635	690	755	815	880
EK	medium red walnut A	+\$635	690	755	815	880
OU	walnut A	+\$635	690	755	815	880
UL	natural maple A	+\$635	690	755	815	880
UQ	light cherry A	+\$635	690	755	815	880
UV	red cherry A	+\$635	690	755	815	880
UX	walnut on cherry A	+\$635	690	755	815	880
9N	santos palisander A	+\$3175	3450	3775	4075	4400

Herman Miller Collection — Tables

Eames® Table Segmented Base
Oval *continued*

		70
V2	beech A	+\$650
V3	cherry A	+\$650
Z3	warm red cherry A	+\$650
Z5	maple A	+\$650
A2	white ash A	+\$950
2U	light brown walnut A	+\$950
ED	aged cherry A	+\$950
40	dark brown walnut A	+\$950
EG	medium brown walnut A	+\$950
EK	medium red walnut A	+\$950
OU	walnut A	+\$950
UL	natural maple A	+\$950
UQ	light cherry A	+\$950
UV	red cherry A	+\$950
UX	walnut on cherry A	+\$950
9N	santos palisander A	+\$5320

Top/Edge Finish: Recut Veneer
For 36" deep x 60" wide (49) with veneer top with veneer edge (W)

RA	light ash A	+\$0
RK	mahogany dark A	+\$0
RM	mahogany A	+\$0

Top/Edge Finish: Wood Veneer
For 36" deep x 60" wide (49) with veneer top with veneer edge (W)

V2	beech A	+\$205
V3	cherry A	+\$205
Z3	warm red cherry A	+\$205
Z5	maple A	+\$205
A2	white ash A	+\$275
2U	light brown walnut A	+\$275
ED	aged cherry A	+\$275
40	dark brown walnut A	+\$275
EG	medium brown walnut A	+\$275
EK	medium red walnut A	+\$275
OU	walnut A	+\$205
UL	natural maple A	+\$275
UQ	light cherry A	+\$275
UV	red cherry A	+\$275
UX	walnut on cherry A	+\$275
9N	santos palisander A	+\$1009

Top/Edge Finish: Recut Veneer
For 42" deep x 72" wide (51) with veneer top with veneer edge (W)

RA	light ash A	+\$0
RK	mahogany dark A	+\$0
RM	mahogany A	+\$0

Top/Edge Finish: Wood Veneer
For 42" deep x 72" wide (51) with veneer top with veneer edge (W)

V2	beech A	+\$225
V3	cherry A	+\$225
Z3	warm red cherry A	+\$225
Z5	maple A	+\$225
A2	white ash A	+\$305
2U	light brown walnut A	+\$305
ED	aged cherry A	+\$305
40	dark brown walnut A	+\$305
EG	medium brown walnut A	+\$305
EK	medium red walnut A	+\$305
OU	walnut A	+\$225
UL	natural maple A	+\$305
UQ	light cherry A	+\$305
UV	red cherry A	+\$305
UX	walnut on cherry A	+\$305
9N	santos palisander A	+\$1220

Top/Edge Finish: Recut Veneer
For 42" deep x 84" wide (53) with veneer top with veneer edge (W)

RA	light ash A	+\$0
RK	mahogany dark A	+\$0
RM	mahogany A	+\$0

Eames® Table Segmented Base
Oval *continued*

Top/Edge Finish: Wood Veneer

For 42" deep x 84" wide (53) with veneer top with veneer edge (W)

V2	beech A	+\$265
V3	cherry A	+\$265
Z3	warm red cherry A	+\$265
Z5	maple A	+\$265
A2	white ash A	+\$355
2U	light brown walnut A	+\$355
ED	aged cherry A	+\$355
40	dark brown walnut A	+\$355
EG	medium brown walnut A	+\$355
EK	medium red walnut A	+\$355
OU	walnut A	+\$265
UL	natural maple A	+\$355
UQ	light cherry A	+\$355
UV	red cherry A	+\$355
UX	walnut on cherry A	+\$355
9N	santos palisander A	+\$1420

Step 5. Edge Finish

For laminate top with thermoplastic edge (L) or veneer top with thermoplastic edge (C)

8Q	folkstone grey	+\$0
91	white	+\$0
98	studio white	+\$0
BU	black umber	+\$0
CL	cool grey neutral	+\$0
CM	cinnamon	+\$0
CO	chamomile	+\$0
HF	inner tone light	+\$0
LT	light tone	+\$0
LU	soft white	+\$0
MT	medium tone	+\$0
SG	slate grey	+\$0
WA	wheat	+\$0
WL	sandstone	+\$0
WN	warm grey neutral	+\$0


Step 6. Column Finish

91	white	+\$0
BK	black	+\$0
BU	black umber	+\$0
CL	cool grey neutral	+\$0
CN	metallic champagne	+\$10
EH	metallic bronze	+\$10
G2	graphite satin	+\$0
HF	inner tone light	+\$0
LT	light tone	+\$0
LU	soft white	+\$0
MS	metallic silver	+\$10
MT	medium tone	+\$0
SG	slate grey	+\$0
WN	warm grey neutral	+\$0

Step 7. Base Finish

91	white	+\$0
BK	black	+\$0
BU	black umber	+\$0
CL	cool grey neutral	+\$0
CN	metallic champagne	+\$10
EH	metallic bronze	+\$10
G2	graphite satin	+\$0
HF	inner tone light	+\$0
LT	light tone	+\$0
LU	soft white	+\$0
MS	metallic silver	+\$10
MT	medium tone	+\$0
PA	polished aluminum	+\$0
SG	slate grey	+\$0
WN	warm grey neutral	+\$0

Eames® Oval Table, Segmented Base
ET650
ET652



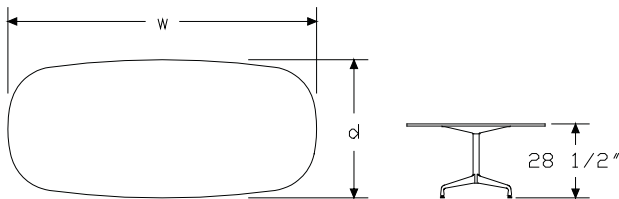
Product Information

Description
This 28½"-high table has a ¾"-thick stone top. Each table has adjustable glides. Ships knocked down with assembly required. Top and base components ship in separate packages.

Notes

Stone top has a honed finish and full bullnose edge profile. Natural characteristics in stone cause variations in hues, veins, crystals, and distinctive marks. These variations and subtle changes seen as the stone ages are values associated with natural materials. No two tabletops are identically the same; variations in both color and veining are to be expected. Over time the stone may fade in color, staining of the surface may appear, and surface cracks-if not already visible at time of purchase-may appear. Small cracks do not affect the structure of the tabletop.

Dimensions



Specification Information

Step 1.

ET6 A

Step 2. Depth/Width

50 42" deep x 66" wide A
52 42" deep x 78" wide A

Step 3. Surface Material

S stone top A

Prices for Steps 1-3.

ET650 S	\$10055
ET652 S	\$10592

Step 4. Top/Edge Finish

Top/Edge Finish: Stone

		50	52
5U	georgia grey marble <input type="checkbox"/> A	+\$1117	1177
HR	wisconsin black marble <input type="checkbox"/> A	+\$3058	3221
DP	georgia white marble <input type="checkbox"/> A	+\$4645	4893
FX	quebec graphite granite <input type="checkbox"/> A	+\$4645	4893

Step 5. Column Finish

91	white <input type="checkbox"/> A	+\$0
BK	black <input type="checkbox"/> A	+\$0
BU	black umber <input type="checkbox"/> A	+\$0
CL	cool grey neutral <input type="checkbox"/> A	+\$0
G2	graphite satin <input type="checkbox"/> A	+\$0
HF	inner tone light <input type="checkbox"/> A	+\$0
LT	light tone <input type="checkbox"/> A	+\$0
LU	soft white <input type="checkbox"/> A	+\$0
MT	medium tone <input type="checkbox"/> A	+\$0
SG	slate grey <input type="checkbox"/> A	+\$0
WN	warm grey neutral <input type="checkbox"/> A	+\$0
CN	metallic champagne <input type="checkbox"/> A	+\$10
EH	metallic bronze <input type="checkbox"/> A	+\$10
MS	metallic silver <input type="checkbox"/> A	+\$10


Eames® Oval Table, Segmented

Base *continued*

Step 6. Base Finish		
91	white <input type="checkbox"/>	+\$0
BK	black <input type="checkbox"/>	+\$0
BU	black umber <input type="checkbox"/>	+\$0
CL	cool grey neutral <input type="checkbox"/>	+\$0
G2	graphite satin <input type="checkbox"/>	+\$0
HF	inner tone light <input type="checkbox"/>	+\$0
LT	light tone <input type="checkbox"/>	+\$0
LU	soft white <input type="checkbox"/>	+\$0
MT	medium tone <input type="checkbox"/>	+\$0
PA	polished aluminum <input type="checkbox"/>	+\$0
SG	slate grey <input type="checkbox"/>	+\$0
WN	warm grey neutral <input type="checkbox"/>	+\$0
CN	metallic champagne <input type="checkbox"/>	+\$10
EH	metallic bronze <input type="checkbox"/>	+\$10
MS	metallic silver <input type="checkbox"/>	+\$10

Eames® Table Segmented Base Rectangular

ET142
ET143
ET144
ET145
ET147
ET187
ET188
ET189



Product Information

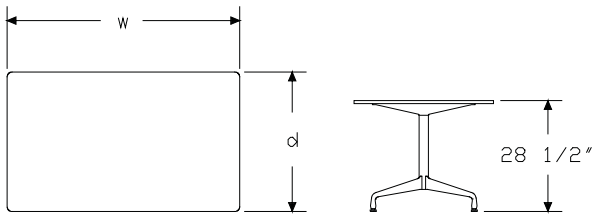
Description

This 28½"-high table has a laminate or veneer top and thermoplastic edge or a veneer top and edge. The thermoplastic-edge table has an 11/16"-thick laminate or veneer top. The veneer-edge table has a 11/8"-thick veneer top. Each table has adjustable glides. Shipped knocked down.

Notes

Actual dimension is 5/8" less than listed depth and width.
Santos palisander veneer is celebrated for its unique grain and color variations. Similar products ordered in multiples or dissimilar products ordered separately should be expected to have variation in both grain and color characteristics; no two products will look exactly alike.

Dimensions



Specification Information

Step 1.

ET1

Step 2. Depth/Width

87	30" deep x 60" wide
88	30" deep x 72" wide
42	36" deep x 60" wide
43	36" deep x 72" wide
44	36" deep x 84" wide
89	36" deep x 96" wide
45	42" deep x 84" wide
47	48" deep x 96" wide

Step 3. Surface Material

For 30" deep x 60" wide (87), 30" deep x 72" wide (88), or 36" deep x 72" wide (43)

L	laminate top with thermoplastic edge
C	veneer top with thermoplastic edge <input type="checkbox"/> A
W	veneer top with veneer edge <input type="checkbox"/> A

For 36" deep x 60" wide (42), 36" deep x 84" wide (44), 36" deep x 96" wide (89), 42" deep x 84" wide (45), or 48" deep x 96" wide (47)

L	laminate top with thermoplastic edge
C	veneer top with thermoplastic edge <input type="checkbox"/> A

Prices for Steps 1-3.

ET187	L	\$1612
	C	\$1831
	W	\$1971
<hr/>		
ET188	L	\$1679
	C	\$1900
	W	\$2063
<hr/>		
ET142	L	\$1721
	C	\$1942
<hr/>		
ET143	L	\$1747
	C	\$1998
	W	\$2153
<hr/>		
ET144	L	\$1880
	C	\$2153

Eames® Table Segmented Base
Rectangular *continued*

ET189	L	\$2094
	C	\$2379

ET145	L	\$2094
	C	\$2379

ET147	L	\$2672
	C	\$3080

Step 4.

Top Finish: Solid-Color Laminate

For laminate top with thermoplastic edge (L)

8Q	folkstone grey	+\$0
91	white	+\$0
98	studio white	+\$0
CL	cool grey neutral	+\$0
HF	inner tone light	+\$0
HT	inner tone	+\$0
LT	light tone	+\$0
LU	soft white	+\$0
WL	sandstone	+\$0
WN	warm grey neutral	+\$0

Top Finish: Fiber Laminate

For laminate top with thermoplastic edge (L)

1X	vanilla	+\$0
2X	wheat	+\$0
3X	celery	+\$0
4X	coriander	+\$0
5X	chamomile	+\$0
6X	cinnamon	+\$0
7X	cardamom	+\$0
8X	kale	+\$0

Top Finish: Frosted Laminate

For laminate top with thermoplastic edge (L)

J4	frosted light grey	+\$0
J5	frosted inner tone light	+\$0
J6	frosted slate grey	+\$0
J7	frosted medium tone	+\$0
J8	frosted black	+\$0

Top Finish: Recut Veneer

For veneer top with thermoplastic edge (C)

		87	88	42	43	44
RA	light ash A	+\$0	0	0	0	0
RK	mahogany dark A	+\$0	0	0	0	0
RM	mahogany A	+\$0	0	0	0	0
				89	45	47
RA	light ash A			+\$0	0	0
RK	mahogany dark A			+\$0	0	0
RM	mahogany A			+\$0	0	0

Top Finish: Wood Veneer

For veneer top with thermoplastic edge (C)

		87	88	42	43	44
V2	beech A	+\$190	205	205	215	225
V3	cherry A	+\$190	205	205	215	225
Z3	warm red cherry A	+\$190	205	205	215	225
Z5	maple A	+\$190	205	205	215	225
A2	white ash A	+\$250	265	265	290	305
2U	light brown walnut A	+\$250	265	265	290	305
ED	aged cherry A	+\$250	265	265	290	305
40	dark brown walnut A	+\$250	265	265	290	305
EG	medium brown walnut A	+\$250	265	265	290	305
EK	medium red walnut A	+\$250	265	265	290	305
OU	walnut A	+\$250	265	265	290	305
UL	natural maple A	+\$250	265	265	290	305
UQ	light cherry A	+\$250	265	265	290	305
UV	red cherry A	+\$250	265	265	290	305
UX	walnut on cherry A	+\$250	265	265	290	305
9N	santos palisander A	+\$950	1009	1009	1104	1161

Eames® Table Segmented Base
Rectangular *continued*

		89	45	47
V2	beech A	+\$245	245	280
V3	cherry A	+\$245	245	280
Z3	warm red cherry A	+\$245	245	280
Z5	maple A	+\$245	245	280
A2	white ash A	+\$330	330	385
2U	light brown walnut A	+\$330	330	385
ED	aged cherry A	+\$330	330	385
40	dark brown walnut A	+\$330	330	385
EG	medium brown walnut A	+\$330	330	385
EK	medium red walnut A	+\$330	330	385
OU	walnut A	+\$330	330	385
UL	natural maple A	+\$330	330	385
UQ	light cherry A	+\$330	330	385
UV	red cherry A	+\$330	330	385
UX	walnut on cherry A	+\$330	330	385
9N	santos palisander A	+\$1420	1420	1656

Top/Edge Finish: Recut Veneer

For 30" deep x 60" wide (87) with veneer top with veneer edge (W)

RA	light ash A			+\$0
RK	mahogany dark A			+\$0
RM	mahogany A			+\$0

Top/Edge Finish: Wood Veneer

For 30" deep x 60" wide (87) with veneer top with veneer edge (W)

V2	beech A			+\$190
V3	cherry A			+\$190
Z3	warm red cherry A			+\$190
Z5	maple A			+\$190
A2	white ash A			+\$250
2U	light brown walnut A			+\$250
ED	aged cherry A			+\$250
40	dark brown walnut A			+\$250
EG	medium brown walnut A			+\$250
EK	medium red walnut A			+\$250
OU	walnut A			+\$190
UL	natural maple A			+\$250
UQ	light cherry A			+\$250
UV	red cherry A			+\$250
UX	walnut on cherry A			+\$250
9N	santos palisander A			+\$950

Top/Edge Finish: Recut Veneer

For 30" deep x 72" wide (88) with veneer top with veneer edge (W)

RA	light ash A			+\$0
RK	mahogany dark A			+\$0
RM	mahogany A			+\$0

Top/Edge Finish: Wood Veneer

For 30" deep x 72" wide (88) with veneer top with veneer edge (W)

V2	beech A			+\$205
V3	cherry A			+\$205
Z3	warm red cherry A			+\$205
Z5	maple A			+\$205
A2	white ash A			+\$265
2U	light brown walnut A			+\$265
ED	aged cherry A			+\$265
40	dark brown walnut A			+\$265
EG	medium brown walnut A			+\$265
EK	medium red walnut A			+\$265
OU	walnut A			+\$205
UL	natural maple A			+\$265
UQ	light cherry A			+\$265
UV	red cherry A			+\$265
UX	walnut on cherry A			+\$265
9N	santos palisander A			+\$1009

Top/Edge Finish: Recut Veneer

For 36" deep x 72" wide (43) with veneer top with veneer edge (W)

RA	light ash A			+\$0
RK	mahogany dark A			+\$0
RM	mahogany A			+\$0

Eames® Table Segmented Base

Rectangular *continued*

Top/Edge Finish: Wood Veneer

For 36" deep x 72" wide (43) with veneer top with veneer edge (W)

V2	beech A	+\$215
V3	cherry A	+\$215
Z3	warm red cherry A	+\$215
Z5	maple A	+\$215
A2	white ash A	+\$290
2U	light brown walnut A	+\$290
ED	aged cherry A	+\$290
40	dark brown walnut A	+\$290
EG	medium brown walnut A	+\$290
EK	medium red walnut A	+\$290
OU	walnut A	+\$215
UL	natural maple A	+\$290
UQ	light cherry A	+\$290
UV	red cherry A	+\$290
UX	walnut on cherry A	+\$290
9N	santos palisander A	+\$1104

Step 5. Edge Finish

For laminate top with thermoplastic edge (L) or veneer top with thermoplastic edge (C)

8Q	folkstone grey	+\$0
91	white	+\$0
98	studio white	+\$0
BU	black umber	+\$0
CL	cool grey neutral	+\$0
CM	cinnamon	+\$0
CO	chamomile	+\$0
HF	inner tone light	+\$0
LT	light tone	+\$0
LU	soft white	+\$0
MT	medium tone	+\$0
SG	slate grey	+\$0
WA	wheat	+\$0
WL	sandstone	+\$0
WN	warm grey neutral	+\$0

Step 6. Column Finish


91	white	+\$0
BK	black	+\$0
BU	black umber	+\$0
CL	cool grey neutral	+\$0
CN	metallic champagne	+\$10
EH	metallic bronze	+\$10
G2	graphite satin	+\$0
HF	inner tone light	+\$0
LT	light tone	+\$0
LU	soft white	+\$0
MS	metallic silver	+\$10
MT	medium tone	+\$0
SG	slate grey	+\$0
WN	warm grey neutral	+\$0

Step 7. Base Finish

91	white	+\$0
BK	black	+\$0
BU	black umber	+\$0
CL	cool grey neutral	+\$0
CN	metallic champagne	+\$10
EH	metallic bronze	+\$10
G2	graphite satin	+\$0
HF	inner tone light	+\$0
LT	light tone	+\$0
LU	soft white	+\$0
MS	metallic silver	+\$10
MT	medium tone	+\$0
PA	polished aluminum	+\$0
SG	slate grey	+\$0
WN	warm grey neutral	+\$0

Eames® Rectangular Table,
Segmented Base

ET643
ET687



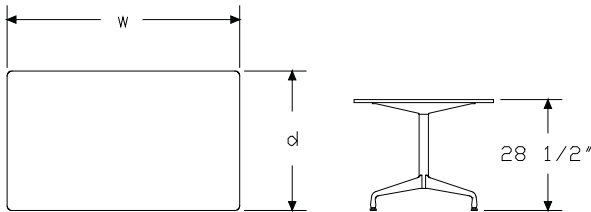
Product Information

Description
This 28½"-high table has a ¾"-thick stone top. Each table has adjustable glides. Ships knocked down with assembly required. Top and base components ship in separate packages.

Notes

Stone top has a honed finish and full bullnose edge profile. Natural characteristics in stone cause variations in hues, veins, crystals, and distinctive marks. These variations and subtle changes seen as the stone ages are values associated with natural materials. No two tabletops are identically the same; variations in both color and veining are to be expected. Over time the stone may fade in color, staining of the surface may appear, and surface cracks-if not already visible at time of purchase-may appear. Small cracks do not affect the structure of the tabletop.

Dimensions



Specification Information

Step 1.

ET6 [A]

Step 2. Depth/Width

87 30" deep x 60" wide [A]

43 36" deep x 72" wide [A]

Step 3. Surface Material

S stone top [A]

Prices for Steps 1-3.

ET687 S \$9234

ET643 S \$10328

Step 4. Top/Edge Finish

Top/Edge Finish: Stone

		87	43
5U	georgia grey marble [A]	+\$1026	1148
HR	wisconsin black marble [A]	+\$2808	3141
DP	georgia white marble [A]	+\$4266	4772
FX	quebec graphite granite [A]	+\$4266	4772

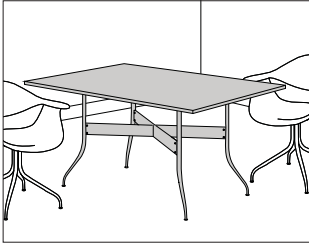
Step 5. Column Finish

91	white [A]	+\$0
BK	black [A]	+\$0
BU	black umber [A]	+\$0
CL	cool grey neutral [A]	+\$0
G2	graphite satin [A]	+\$0
HF	inner tone light [A]	+\$0
LT	light tone [A]	+\$0
LU	soft white [A]	+\$0
MT	medium tone [A]	+\$0
SG	slate grey [A]	+\$0
WN	warm grey neutral [A]	+\$0
CN	metallic champagne [A]	+\$10
EH	metallic bronze [A]	+\$10
MS	metallic silver [A]	+\$10

Eames® Rectangular Table, Segmented Base *continued*

Step 6. Base Finish		
91	white <input type="checkbox"/> A	+\$0
BK	black <input type="checkbox"/> A	+\$0
BU	black umber <input type="checkbox"/> A	+\$0
CL	cool grey neutral <input type="checkbox"/> A	+\$0
G2	graphite satin <input type="checkbox"/> A	+\$0
HF	inner tone light <input type="checkbox"/> A	+\$0
LT	light tone <input type="checkbox"/> A	+\$0
LU	soft white <input type="checkbox"/> A	+\$0
MT	medium tone <input type="checkbox"/> A	+\$0
PA	polished aluminum <input type="checkbox"/> A	+\$0
SG	slate grey <input type="checkbox"/> A	+\$0
WN	warm grey neutral <input type="checkbox"/> A	+\$0
CN	metallic champagne <input type="checkbox"/> A	+\$10
EH	metallic bronze <input type="checkbox"/> A	+\$10
MS	metallic silver <input type="checkbox"/> A	+\$10

Nelson™ Swag Leg Dining Table NS585
Rectangular



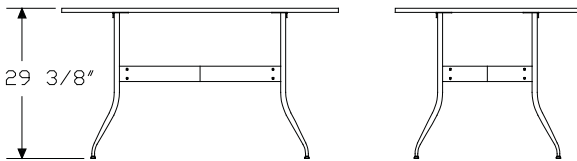
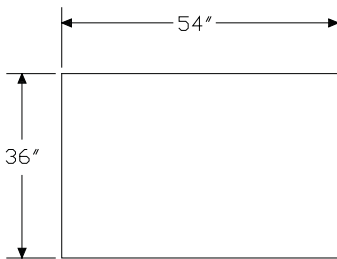
Herman Miller Collection — Tables

Product Information

Description

This 29^{3/8}"-high rectangular dining table has a white laminate top or walnut veneer top with a walnut edge band, 4 chrome-finished steel-tube legs, 2 solid walnut stretchers, and adjustable glides. Shipped knocked down.

Dimensions



Specification Information

Step 1.

NS5851 A

Step 2. Surface Material

L laminate A

W veneer A

Prices for Steps 1-2.

NS5851 L	\$1688
W	\$2138

Step 3. Surface Finish

For laminate (L)

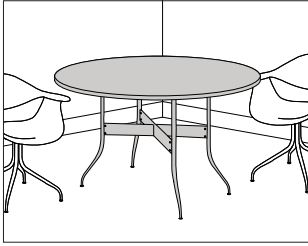
91 white A + \$0

For veneer (W)

OU walnut A + \$0

Nelson™ Swag Leg Dining Table
Round

NS585

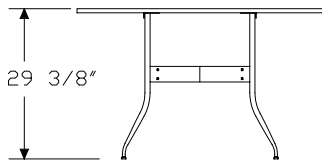
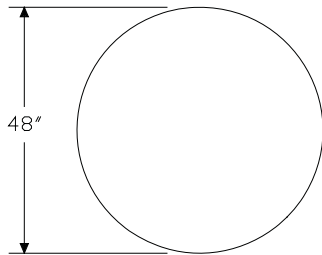


Product Information

Description

This 29³/₈"-high round dining table has a white laminate top or walnut veneer top with a walnut edge band, 4 chrome-finished steel-tube legs, 2 solid walnut stretchers, and adjustable glides. Shipped knocked down.

Dimensions



Specification Information

Step 1.

NS5852 A

Step 2. Surface Material

L laminate A

W veneer A

Prices for Steps 1-2.

NS5852 L	\$1688
W	\$2025

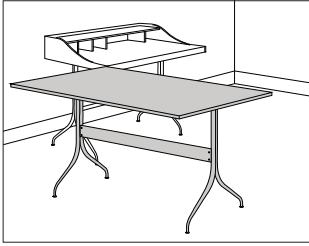
Step 3. Surface Finish

For laminate (L)

91 white A + \$0

For veneer (W)

OU walnut A + \$0

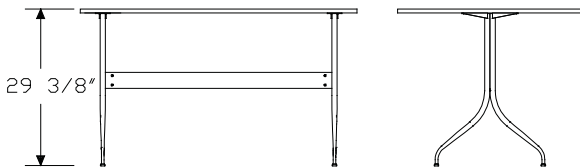
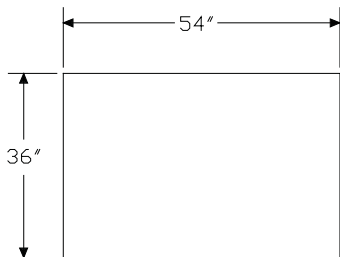


Product Information

Description

This 29³/₈"-high rectangular work table has a white laminate top or walnut veneer top with a walnut edge band, 4 chrome-finished steel-tube legs, 2 solid walnut stretchers, and adjustable glides. Shipped knocked down.

Dimensions



Specification Information

Step 1.

NS5854 A

Step 2. Surface Material

L laminate A

W veneer A

Prices for Steps 1-2.

NS5854 L	\$1688
W	\$2138

Step 3. Surface Finish

For laminate (L)

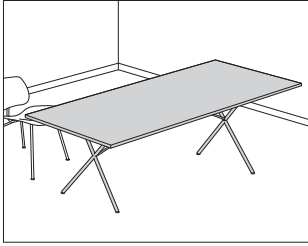
91 white A + \$0

For veneer (W)

OU walnut A + \$0

Nelson™ X-Leg Table

NX100.



Product Information

Description

This 28¹/₂"-high rectangular table has a laminate or veneer top with a veneer edge. Shipped knocked down.

Laminate top veneer edge colors are predetermined:

Top Color—Veneer Edge

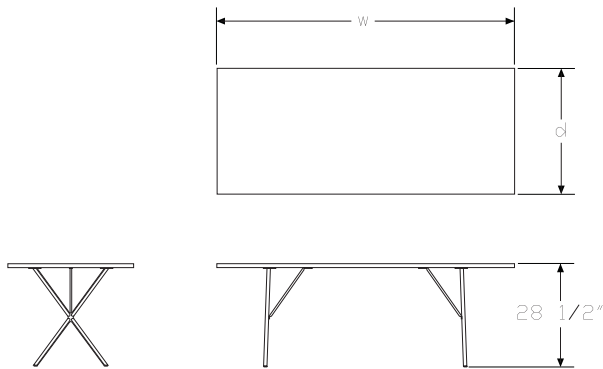
White (91)—Walnut (OU)

Studio White (98)—White Ash (A2)

Notes

Santos palisander veneer is celebrated for its unique grain and color variations. Similar products ordered in multiples or dissimilar products ordered separately should be expected to have variation in both grain and color characteristics; no two products will look exactly alike.

Dimensions



Specification Information

Step 1.

NX100. [A]

Step 2. Depth

30 30" deep [A]

36 36" deep [A]

Step 3. Width

60 60" wide [A]

72 72" wide [A]

84 84" wide [A]

Step 4. Surface Material

L laminate with veneer edge [A]

W veneer with veneer edge [A]

Prices for Steps 1-4.

	L	W
NX100. 30 60	\$1800	2000
72	\$2000	2500
84	\$2335	3000
36 60	\$2000	2500
72	\$2335	3000
84	\$2685	3450

Step 5. Top Finish

Solid-Color Laminate

For laminate with veneer edge (L)

91	white [A]		+\$0
98	studio white [A]		+\$0

Wood Veneer

For veneer with veneer edge (W)

		3060	3072	3084	3660	3672
OU	walnut [A]	+\$0	0	0	0	0
A2	white ash [A]	+\$250	265	265	265	290
9N	santos palisander [A]	+\$950	1009	1009	1009	1104
3684						
OU	walnut [A]					+\$0
A2	white ash [A]					+\$305
9N	santos palisander [A]					+\$1161


Nelson™ X-Leg Table *continued*

Herman Miller Collection — Tables

Step 6. Leg Finish		
91	white <input type="checkbox"/> A	+\$0
BK	black <input type="checkbox"/> A	+\$0
47	trivalent chrome <input type="checkbox"/> A	+\$55

Air-Table

MGA70.



Product Information

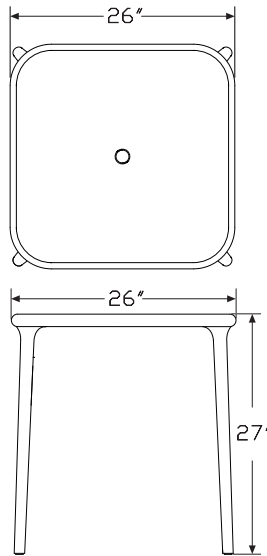
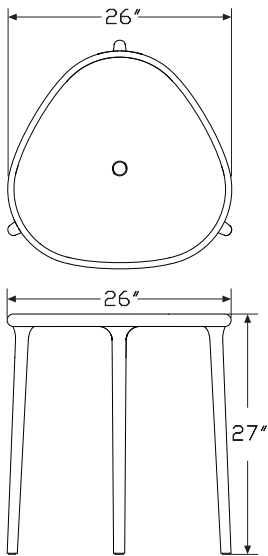
Description

This stacking and KD table is made from polypropylene with glass fibre added. It is available in a triangle or square shape. Tables can stack up to 5 high.

Notes

This table is suitable for outdoor use.

Dimensions



Specification Information

Step 1.

MGA70. A

Step 2. Shape

T triangular A

S square A

Prices for Steps 1-2.

MGA70.T	\$344
S	\$395

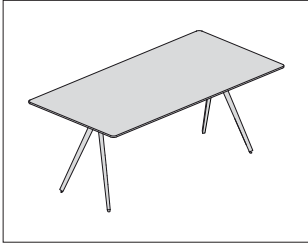
Step 3. Finish

YBB beige A +\$0

YBP white A +\$0

Baguette Table

MGG70.



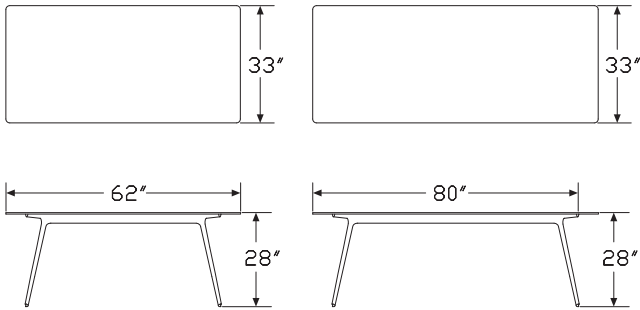
Herman Miller Collection — Tables

Product Information

Description

The legs of this table are cast aluminum, available polished or painted. The crosspiece is aluminum, also available polished or painted.

Dimensions



Specification Information

Step 1.

MGG70.

Step 2. Size

3362 33" x 62" rectangular

3380 33" x 80" rectangular

Prices for Steps 1-2.

MGG70.3362	\$1986
3380	\$2179

Step 3. Frame Finish


	3362	3380
YCB black <input type="checkbox"/>	+\$0	0
YCF white <input type="checkbox"/>	+\$0	0
YCD polished <input type="checkbox"/>	+\$350	351

Step 4. Top Finish

	3362	3380
YCB black <input type="checkbox"/>	+\$0	0
YCF white <input type="checkbox"/>	+\$0	0
YCC extraclear glass <input type="checkbox"/>	+\$443	513
YCJ magis® ardesia slate <input type="checkbox"/>	+\$986	1022
YCG white glass <input type="checkbox"/>	+\$1403	1560
YCH magis® quartzite <input type="checkbox"/>	+\$1428	1753

Central Table

MGG80.



Product Information

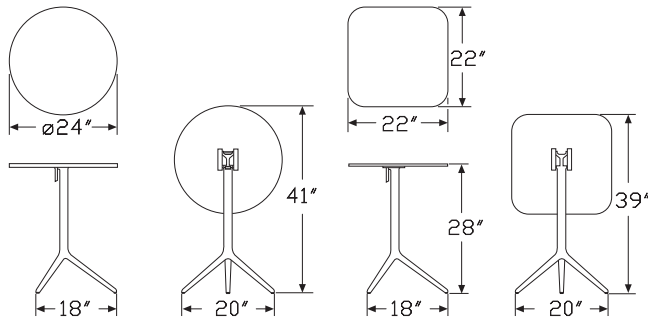
Description

This table is available in a round or square shape. The frame is cast aluminum, available polished or painted.

Notes

For square table, polished aluminum frame is not available. Black or white finishes only.

Dimensions



Specification Information

Step 1.

MGG80. A

Step 2. Shape

R round A

S square A

Prices for Steps 1-2.

MGG80.R	\$947
S	\$947

Step 3. Frame/Top Finish

For round (R)

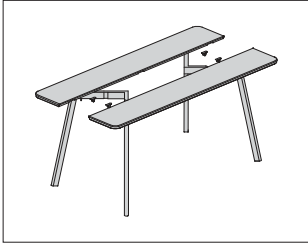
YCB black <input type="checkbox"/> A	+\$0
YCF white <input type="checkbox"/> A	+\$91
YCD polished <input type="checkbox"/> A	+\$493

For square (S)

YCB black <input type="checkbox"/> A	+\$0
YCF white <input type="checkbox"/> A	+\$91

Deja-Vu Console

MGD72.



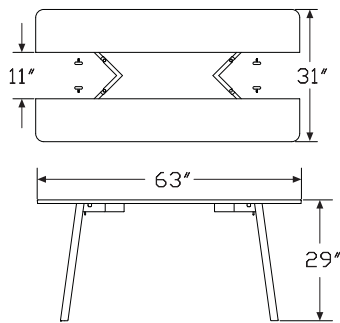
Herman Miller Collection — Tables

Product Information

Description
 The top of this folding console table is available in white, oak, and oak stained wenge finishes. The legs are polished aluminum.

Notes
 Console thickness is 5/8".

Dimensions



Specification Information


Step 1.
MGD72. [A] \$2010

Step 2. Top Finish

YFH	white [A]	+\$0
YFC	oak [A]	+\$589
YFG	oak stained wenge [A]	+\$589

Deja-Vu Extending Table

MGD71.



Product Information

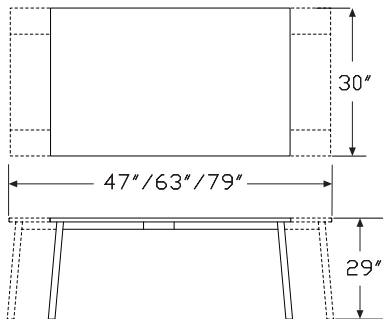
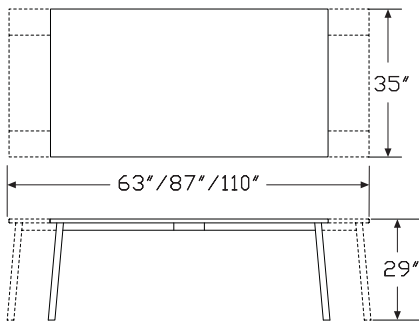
Description

The top of this extending table is available in oak, oak stained wenge, and white finishes. The legs are polished aluminum.

Notes

Table thickness is 5/8".

Dimensions



Specification Information

Step 1.

MGD71. A

Step 2. Depth

32 32" deep A

36 36" deep A

Prices for Steps 1-2.


MGD71.32	\$3371
36	\$3498

Step 3. Top Finish

		32	36
YFC	oak <input type="checkbox"/> A	+\$0	0
YFG	oak stained wenge <input type="checkbox"/> A	+\$0	0
YFH	white <input type="checkbox"/> A	+\$127	147

Deja-Vu Table

MGD70.



Herman Miller Collection — Tables

Product Information

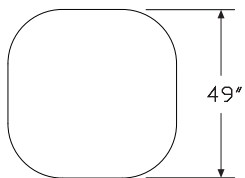
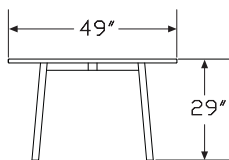

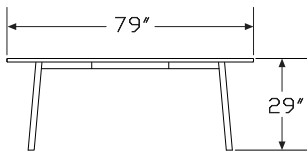
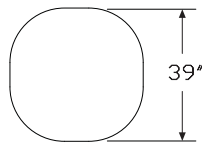
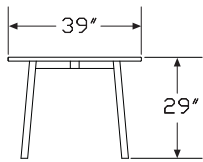
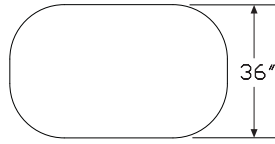
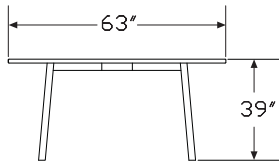
Description

This table is shaped as a rounded square or oval. The top finish is available in white, oak, or oak stained wenge. The legs are polished aluminum.

Notes

Table thickness is 7/8".

Dimensions



Specification Information

Step 1.

MGD70. A

Step 2. Shape

R rounded square A

V oval A

Step 3. Size

For rounded square (R)

3939 39" x 39" A

4949 49" x 49" A

For oval (V)

6336 63" x 36" A

7948 79" x 48" A

Prices for Steps 1-3.


	3939	6336	4949	7948
MGD70.R	\$1156	—	1427	—
V	—	\$1526	—	1884

Step 4. Top Finish

	R3939	V6336	R4949	V7948
YFH white A	+\$0	0	0	0
YFC oak A	+\$0	402	498	442
YFG oak stained wenge A	+\$0	402	498	442

Steelwood Table

MGS70.



Product Information

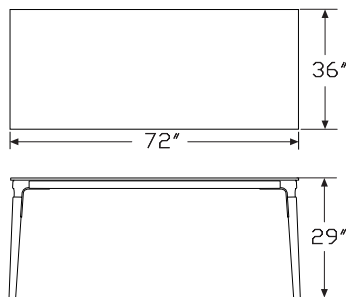
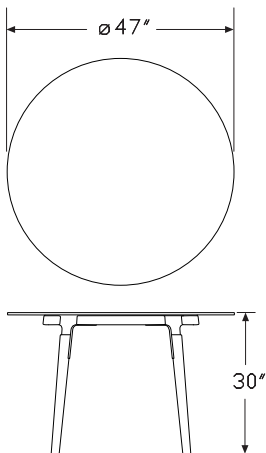
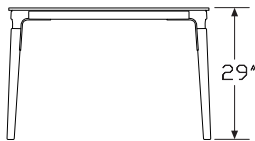
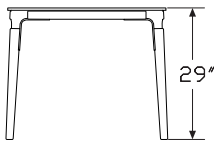
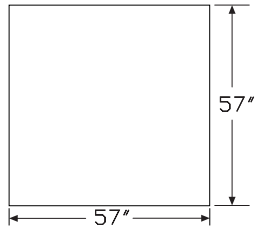
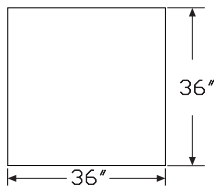
Description

This table comes in a square, round, or rectangular shape. The frame is solid beech, available in natural or painted. The top is high pressure laminate. The steel plate joints are painted in epoxy resin.

Notes

Table thickness is 7/8".

Dimensions



Specification Information

Step 1.

MGS70. A

Step 2. Shape

S3636 square, 36" x 36" A

S5757 square, 57" x 57" A

R round A

T rectangular A

Prices for Steps 1-2.

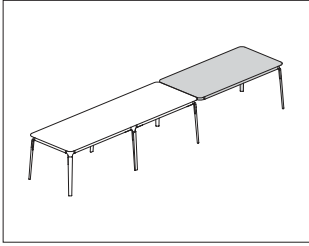
MGS70.S3636	\$1455
S5757	\$2256
R	\$1807
T	\$2023

Step 3. Frame/Top Finish

		S3636	S5757	R	T
YMH	black <input type="checkbox"/> A	+\$0	0	0	0
YMJ	white <input type="checkbox"/> A	+\$513	711	1225	1001
YMG	natural beech frame/white top <input type="checkbox"/> A	+\$513	711	1225	1001

Steelwood Table System

MGS72.



Herman Miller Collection — Tables

Product Information

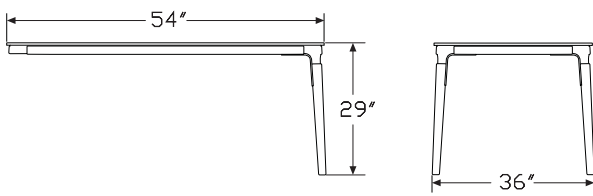
Description

This table system extension is an intermediate module that attaches to the table system basic module. It comes with a solid beech frame, available in natural or painted. The top is high pressure laminate. Steel plate joints are painted in epoxy resin.

Notes

Order Magis Steelwood table system (MGS71.) basic module separately.

Dimensions



Specification Information

Step 1.

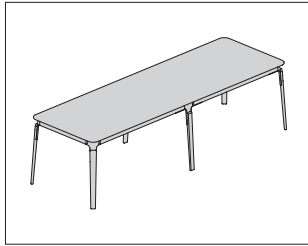
MGS72. A \$1426

Step 2. Frame/Top Finish

YMH	black	A	+\$0
YMJ	white	A	+\$767
YMG	natural beech frame/white top	A	+\$767

Steelwood Extending Table

MGS71.



Product Information

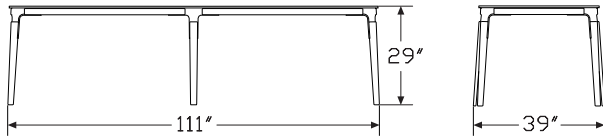
Description

This table system is a basic module with a solid beech frame, available in natural or painted. The top is high pressure laminate. Steel plate joints are painted in epoxy resin.

Notes

To extend the table system, order Magis Steelwood table system extension (MGS72.) separately.

Dimensions



Specification Information

Step 1.

MGS71. A \$3017

Step 2. Frame/Top Finish


YMH black A +\$0

YMJ white A +\$1468

YMG natural beech frame/white top A +\$1468

Table First

MGF70.



Herman Miller Collection — Tables

Product Information

Description

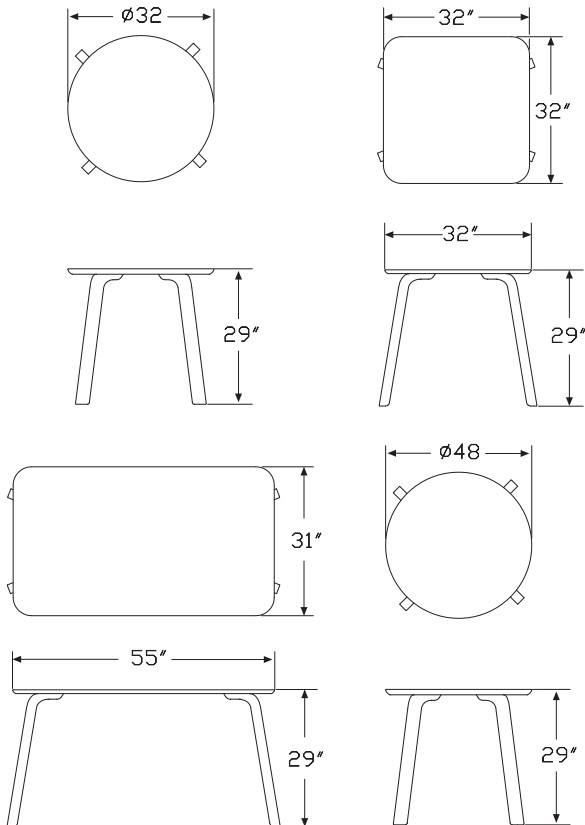
The shape of this table is available in round, square, or rectangular. The top of this table comes in medium-density fiberboard, painted or veneered, or high pressure laminate. The legs are made from polypropylene with glass fibre added.

Notes

With a medium-density fiberboard top, table thickness is 1 1/8".

With a high pressure laminate top, table thickness is 1/2".

Dimensions



Specification Information

Step 1.

MGF70. A

Step 2. Size/Shape

3200 32" round A

3232 32" x 32" square A

3155 31" x 55" rectangular A

4800 48" round A

Prices for Steps 1-2.

MGF70.3200	\$778
3232	\$889
3155	\$1115
4800	\$1262

Step 3. Leg Finish

YGC black <input type="checkbox"/> A	+\$0
YGM white <input type="checkbox"/> A	+\$0

Step 4. Top Finish

For 32" round (3200) or 32" x 32" square (3232) with black (YGC)

YGC black <input type="checkbox"/> A	+\$0
---	------

For 32" round (3200) with white (YGM)

YGM white <input type="checkbox"/> A	+\$0
---	------

For 31" x 55" rectangular (3155) with black (YGC)

YGL oak painted wenge <input type="checkbox"/> A	+\$518
---	--------

For 31" x 55" rectangular (3155) with white (YGM)


YGM white <input type="checkbox"/> A	+\$0
YGD bleached oak <input type="checkbox"/> A	+\$518

For 48" round (4800) with black (YGC)

YGL oak painted wenge <input type="checkbox"/> A	+\$478
---	--------

For 48" round (4800) with white (YGM)

YGM white <input type="checkbox"/> A	+\$0
YGD bleached oak <input type="checkbox"/> A	+\$478



Product Information

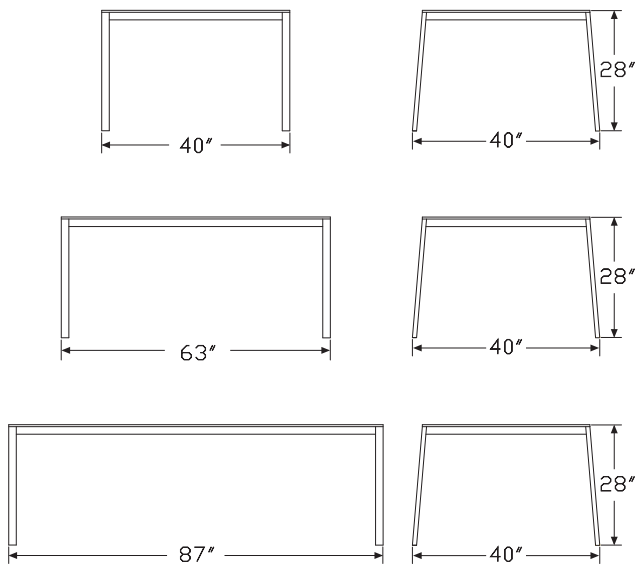
Description

The frame of this table is an anodised aluminum tube. Joints are die-cast aluminum, available polished or painted. The top is high pressure laminate and comes in black or white. The base finish is available in polished aluminum and black.

Notes

Table thickness is 1/2".

Dimensions



Specification Information

Step 1.

MGE70.

Step 2. Size

- 4040** 40" x 40"
- 6340** 63" x 40"
- 8740** 87" x 40"

Prices for Steps 1-2.

MGE70.4040	\$1733
6340	\$2031
8740	\$2636

Step 3. Base Finish

- YHQ** polished aluminum + \$0
- YHB** black + \$0

Step 4. Top Finish

For 40" x 40" (4040) with polished aluminum (YHQ)

- YHB** black + \$0
- YHP** white + \$397

Step 5. Top Finish

For 63" x 40" (6340) with polished aluminum (YHQ)

- YHB** black + \$0
- YHP** white + \$554

Step 6. Top Finish

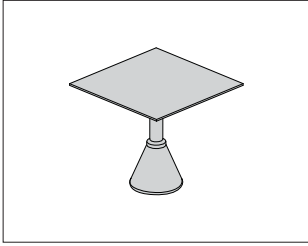
For 87" x 40" (8740) with polished aluminum (YHQ)

- YHB** black + \$0
- YHP** white + \$1413

Step 7. Top Finish

For black (YHB)

- YHB** black + \$0

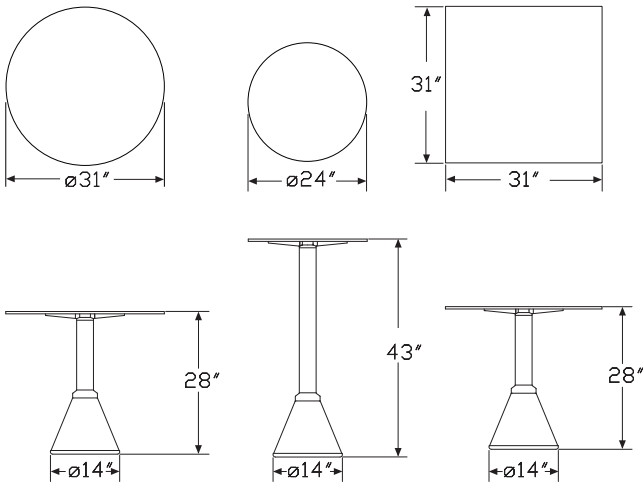


Product Information

Description
 The shape of this table is available in round or square with a concrete base. The frame is an anodised aluminum tube. The top is high pressure laminate. Finishes for the top and base are available in polished aluminum and black.

Notes
 Table thickness is 1/2".

Dimensions



Specification Information

Step 1.

MGE80. A

Step 2. Shape and Height

- R28** round 28" high A
- R43** round 43" high A
- S28** square 28" high A

Prices for Steps 1-2.

MGE80.R28	\$1167
R43	\$1065
S28	\$1122

Step 3. Base Finish

- YHQ** polished aluminum A + \$0
- YHB** black A + \$0

Step 4. Top Finish

For polished aluminum (YHQ)


		R28	R43	S28
YHV white with black edge <input type="checkbox"/> A		+ \$0	0	0
YHP white <input type="checkbox"/> A		+ \$199	117	223

For black (YHB)

		R28	R43	S28
YHB black <input type="checkbox"/> A		+ \$0	11	0

Tavolo XZ₃ Table

MGT70.

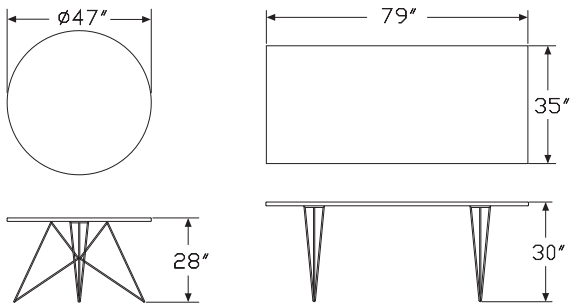


Product Information

Description

This table is available in a round or rectangular shape. The steel rod frame finish comes in chrome, white or black.

Dimensions



Specification Information

Step 1.

MGT70.

Step 2. Shape

R round

T rectangular **A**

Prices for Steps 1-2.

MGT70.R	\$1020
T	\$1046

Step 3. Top Finish

YPC white +\$0

YPD black +\$0

Step 4. Leg Finish


YPB chrome +\$0

YPC white +\$0

YPD black +\$0

She Said Table

MGH70.

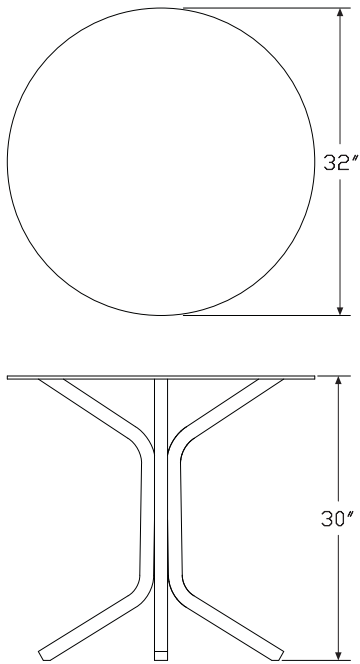


Herman Miller Collection — Tables

Product Information

Description
 This table is made with a tempered glass top and a solid ash or beech base.

Dimensions



Specification Information

Step 1.

MGH70. A

Step 2. Top Material

YQG glass top A

Prices for Steps 1-2.

MGH70.YQG \$1433

Step 3. Frame Finish

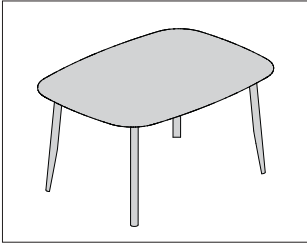
YQD black anilin beech A +\$0

YQF white lacquered beech A +\$0

YQC natural ash A +\$55

Branca Table

MGR70.


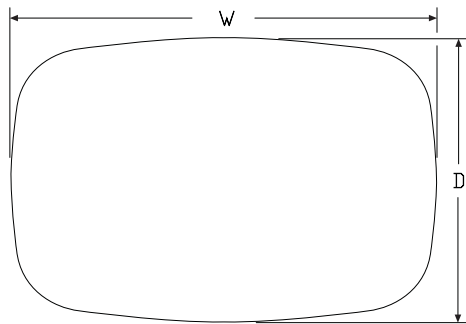


Product Information

Description

The top of this table is made of medium-density fiberboard with an anti scratch white finish. The base is made of solid ash.

Dimensions



Specification Information

Step 1.

MGR70. A

Step 2. Size

4359 43" x 59" A

4371 43" x 71" A

Prices for Steps 1-2.

MGR70.4359	\$2875
4371	\$3151


Step 3. Frame Finish

YRF natural wax ash A +\$0

Step 4. Top Finish

YRJ mdf white lacquered A +\$0

Eames® Molded Plywood Coffee Table Wood Base CTW.

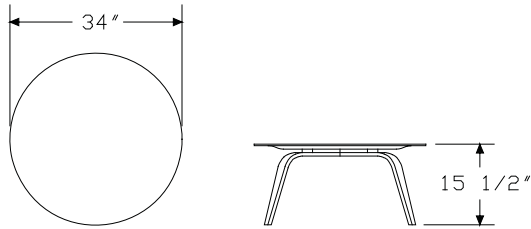


Product Information

Description
 This 15½"-high molded plywood table has natural face veneers and hardwood inner plies. It has a 5-ply, 34"-diameter top and an 8-ply 4-leg base. Shipped knocked down.

Notes
 Ebony (EN) option is stain on ash veneer; inner plies are not as visible.

Dimensions



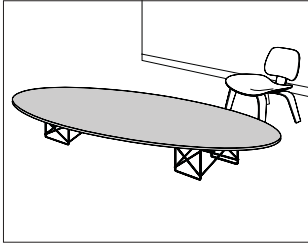
Specification Information

Step 1.
CTW. A \$1131

Step 2. Finish

CX	natural cherry <input type="checkbox"/> A	+\$0
EN	ebony <input type="checkbox"/> A	+\$115
OU	walnut <input type="checkbox"/> A	+\$0
A2	white ash <input type="checkbox"/> A	+\$115

Eames® Wire Base Elliptical Table ETRT.

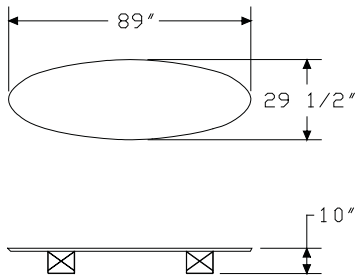


Product Information

Description

This oval table has a 7/8"-thick laminate top, a 13-ply Baltic birch core and edge, and either a powder-coated or chrome wire base.

Dimensions



Specification Information

Step 1.

ETRT. A \$895

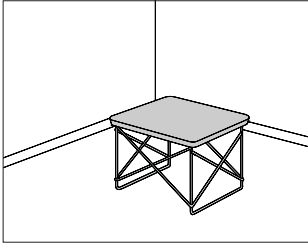
Step 2. Top Finish

91 white +\$0
98 studio white +\$0
BK black A +\$0

Step 3. Base Finish

47 trivalent chrome +\$0
91 white +\$0
98 studio white +\$0
BK black A +\$0

Herman Miller Collection — Occasional Tables



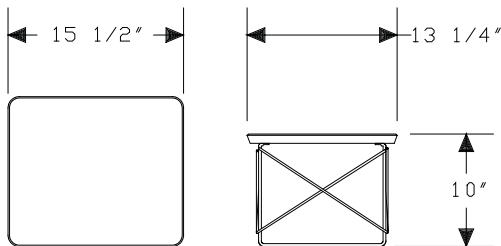
Product Information

Description
 This table has a 7/8"-thick laminate or veneer surface with 13-ply Baltic birch core, or 3/4"-thick stone. The base is either powder-coated or chrome wire.

Notes

Stone has a honed finish and knife edge similar in profile to the Baltic birch core edge.
 Natural characteristics in stone cause variations in hues, veins, crystals, and distinctive marks. These variations and subtle changes seen as the stone ages are values associated with natural materials. No two tabletops are identically the same; variations in both color and veining are to be expected. Over time the stone may fade in color, staining of the surface may appear, and surface cracks-if not already visible at time of purchase-may appear. Small cracks do not affect the structure of the tabletop.
 Santos palisander veneer is celebrated for its unique grain and color variations. Similar products ordered in multiples or dissimilar products ordered separately should be expected to have variation in both grain and color characteristics; no two products will look exactly alike.

Dimensions



Specification Information

Step 1.
LTRT. [A] \$205

Step 2. Top Finish

Solid-Color Laminate

- 91** white +\$0
- 98** studio white +\$0
- BK** black [A] +\$0

Wood Veneer

- OU** walnut [A] +\$100
- A2** white ash [A] +\$110
- 9N** santos palisander [A] +\$255

Stone

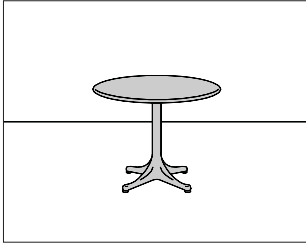
- 5U** georgia grey marble [A] +\$1359
- HR** wisconsin black marble [A] +\$1419
- DP** georgia white marble [A] +\$1509
- FX** quebec graphite granite [A] +\$1509

Step 3. Base Finish

- 91** white +\$0
- 98** studio white +\$0
- BK** black [A] +\$0
- 47** trivalent chrome +\$10

Nelson™ Pedestal Table

- 5451L
- 5451S
- 5451W
- 5452L
- 5452S
- 5452W
- 5453L
- 5453S
- 5453W



Product Information

Description

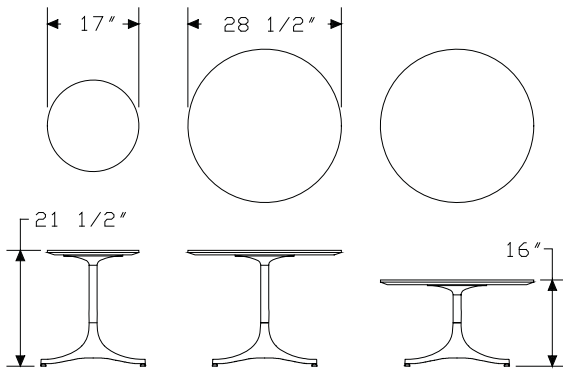
This round table has either a 7/8"-thick laminate top with a maple veneer edge, a veneer top and edge, or a 3/4"-thick stone top with a honed finish. Each top has a knife profile edge. Base is aluminum with adjustable glides.

Notes

Natural characteristics in stone cause variations in hues, veins, crystals, and distinctive marks. These variations and subtle changes seen as the stone ages are values associated with natural materials. No two tabletops are identically the same; variations in both color and veining are to be expected. Over time the stone may fade in color, staining of the surface may appear, and surface cracks-if not already visible at time of purchase-may appear. Small cracks do not affect the structure of the tabletop.

Santos palisander veneer is celebrated for its unique grain and color variations. Similar products ordered in multiples or dissimilar products ordered separately should be expected to have variation in both grain and color characteristics; no two products will look exactly alike.

Dimensions



Specification Information

Step 1.

545 [A]

Step 2. Height/Diameter

- 1 21 1/2" high x 17" diameter [A]
- 3 21 1/2" high x 28 1/2" diameter [A]
- 2 16" high x 28 1/2" diameter [A]

Step 3. Surface Material

- L laminate top [A]
- W veneer top [A]
- S stone top [A]

Prices for Steps 1-3.

5451L	\$644
5451W	\$767
5451S	\$2029
5453L	\$787
5453W	\$787
5453S	\$3237
5452L	\$787
5452W	\$787
5452S	\$3237

Step 4. Base Finish

91 white [A]	+\$0
98 studio white [A]	+\$0
BK black [A]	+\$0
L polished aluminum [A]	+\$0

Step 5. Top Finish

For laminate top (L)

91 white [A]	+\$0
98 studio white [A]	+\$0
BK black [A]	+\$0

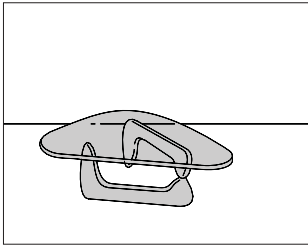
For veneer top (W)

		1	3	2
OU walnut [A]	+\$0	0	0	0
A2 white ash [A]	+\$66	95	95	95
9N santos palisander [A]	+\$215	361	361	361

Nelson™ Pedestal Table *continued*

For stone top (S)

		1	3	2
5U	georgia grey marble <input type="checkbox"/> A	+\$225	360	360
HR	wisconsin black marble <input type="checkbox"/> A	+\$631	1022	1022
DP	georgia white marble <input type="checkbox"/> A	+\$766	1220	1220
FX	quebec graphite granite <input type="checkbox"/> A	+\$766	1220	1220

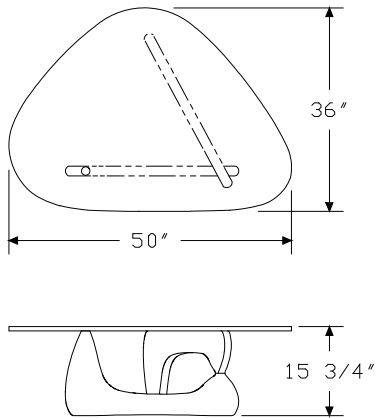


Product Information

Description

This table has a 3/4"-thick plate-glass top and a 2-piece wood base. Isamu Noguchi's signature appears on the edge of the glass top. An oval medallion with his signature and the Herman Miller logo is attached to the underside of the base. A certificate of authenticity is included with each table. Shipped knocked down.

Dimensions



Specification Information

Step 1.

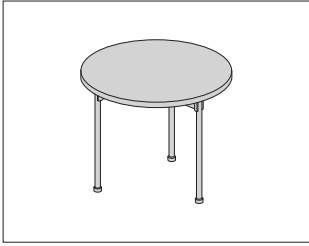
IN50 A \$1741

Step 2. Base Finish

- E3** noguchi black A +\$0
- OU** walnut A +\$0
- CX** natural cherry A +\$45
- A2** white ash A +\$95

Claw Table

ACL1A

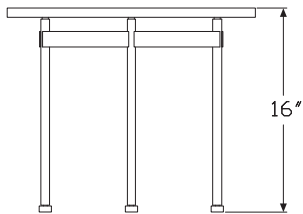
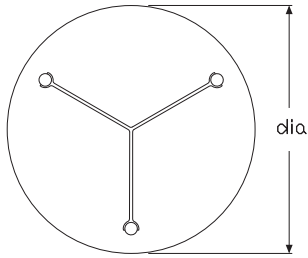


Product Information

Description

The table top is 3/4" thick clear glass with a metal base.

Dimensions



Specification Information

Step 1.

ACL1A A

Step 2. Dimensions

- 20 20" diameter x 16" high A
- 24 24" diameter x 16" high A
- 36 36" diameter x 16" high A

Prices for Steps 1-2.

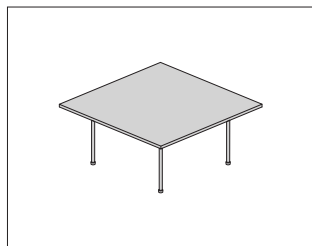
ACL1A -20	\$1836
-24	\$2064
-36	\$3050

Step 3. Base Finish

926 black <input type="checkbox"/> A	+\$0
BNZ bronze <input type="checkbox"/> A	+\$0
CHR chrome <input type="checkbox"/> A	+\$0
EH metallic bronze <input type="checkbox"/> A	+\$0
MS metallic silver <input type="checkbox"/> A	+\$0
SAC satin chrome <input type="checkbox"/> A	+\$0

Claw Occasional Table, Square

ACL2A

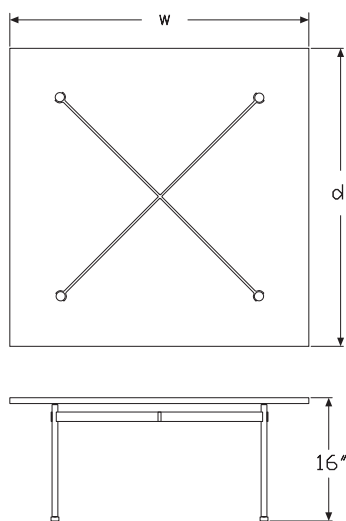


Product Information

Description

The table top is 3/4" thick clear glass with a metal base.

Dimensions



Specification Information

Step 1.

ACL2A

Step 2. Dimensions

-3636 36" square x 16" high

-4040 40" square x 16" high

Prices for Steps 1-2.

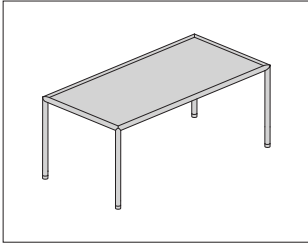
ACL2A -3636	\$3066
-4040	\$3308

Step 3. Base Finish

926 black <input type="checkbox"/>	+\$0
BNZ bronze <input type="checkbox"/>	+\$0
CHR chrome <input type="checkbox"/>	+\$0
EH metallic bronze <input type="checkbox"/>	+\$0
MS metallic silver <input type="checkbox"/>	+\$0
SAC satin chrome <input type="checkbox"/>	+\$0

Full Round Table

AWR2-



Product Information

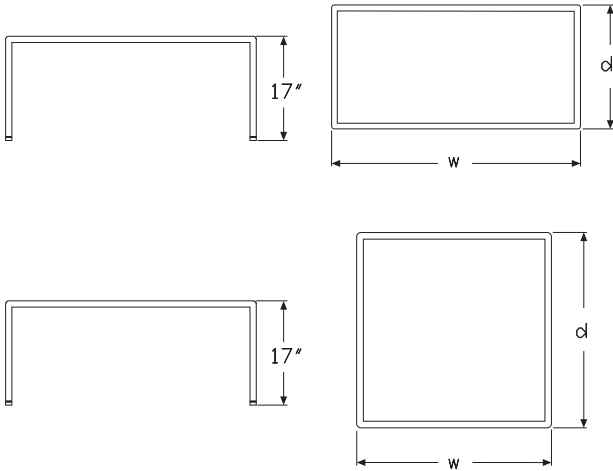
Description

This table has a wood top and metal base.

Notes

Santos palisander veneer is celebrated for its unique grain and color variations. Similar products ordered in multiples or dissimilar products ordered separately should be expected to have variation in both grain and color characteristics; no two products will look exactly alike.

Dimensions



Specification Information

Step 1.

AWR2 A

Step 2. Dimensions

- 2020** 20" square x 17" high A
- 2424** 24" square x 17" high A
- 3030** 30" square x 17" high A
- 3020** 30" deep x 20" wide x 17" high A
- 4020** 40" deep x 20" wide x 17" high A

Prices for Steps 1-2.

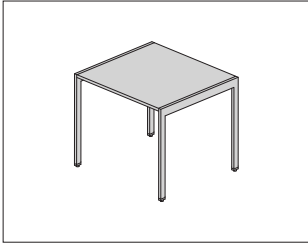
AWR2-2020	\$1455
AWR2-2424	\$1650
AWR2-3030	\$1984
AWR2-3020	\$1822
AWR2-4020	\$1949

Full Round Table *continued*

Step 3. Wood Finish		-2020	-2424	-3030	-3020	-4020
611	champagne maple (natural) <input type="checkbox"/> A	+\$0	0	0	0	0
621	champagne beech (natural) <input type="checkbox"/> A	+\$0	0	0	0	0
642	sundance cherry <input type="checkbox"/> A	+\$0	0	0	0	0
643	caramel cherry <input type="checkbox"/> A	+\$0	0	0	0	0
644	henna cherry <input type="checkbox"/> A	+\$0	0	0	0	0
645	port cherry <input type="checkbox"/> A	+\$0	0	0	0	0
646	cocoa cherry <input type="checkbox"/> A	+\$0	0	0	0	0
654	henna sapele <input type="checkbox"/> A	+\$0	0	0	0	0
655	port sapele <input type="checkbox"/> A	+\$0	0	0	0	0
656	cocoa sapele <input type="checkbox"/> A	+\$0	0	0	0	0
657	espresso sapele <input type="checkbox"/> A	+\$0	0	0	0	0
673	caramel walnut <input type="checkbox"/> A	+\$0	0	0	0	0
674	henna walnut <input type="checkbox"/> A	+\$0	0	0	0	0
675	port walnut <input type="checkbox"/> A	+\$0	0	0	0	0
676	cocoa walnut <input type="checkbox"/> A	+\$0	0	0	0	0
681	champagne hickory (natural) <input type="checkbox"/> A	+\$0	0	0	0	0
2U	light brown walnut <input type="checkbox"/> A	+\$0	0	0	0	0
40	dark brown walnut <input type="checkbox"/> A	+\$0	0	0	0	0
ED	aged cherry <input type="checkbox"/> A	+\$0	0	0	0	0
EK	medium red walnut <input type="checkbox"/> A	+\$0	0	0	0	0
UL	natural maple <input type="checkbox"/> A	+\$0	0	0	0	0
UX	walnut on cherry <input type="checkbox"/> A	+\$0	0	0	0	0
631	champagne anigre (natural) <input type="checkbox"/> A	+\$283	320	385	354	378
632	sundance anigre <input type="checkbox"/> A	+\$283	320	385	354	378
633	caramel anigre <input type="checkbox"/> A	+\$283	320	385	354	378
634	henna anigre <input type="checkbox"/> A	+\$283	320	385	354	378
9N	santos palisander <input type="checkbox"/> A	+\$283	320	385	354	378
Step 4. Base Finish						
926	black <input type="checkbox"/> A					+\$0
BNZ	bronze <input type="checkbox"/> A					+\$0
CHR	chrome <input type="checkbox"/> A					+\$0
EH	metallic bronze <input type="checkbox"/> A					+\$0
MS	metallic silver <input type="checkbox"/> A					+\$0
SAC	satin chrome <input type="checkbox"/> A					+\$0

H-Frame Side Table

AWH2G
AWH2S
AWH2W



Product Information

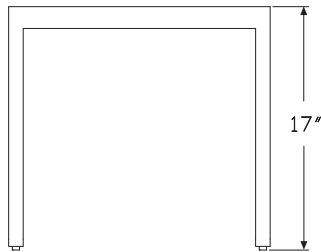
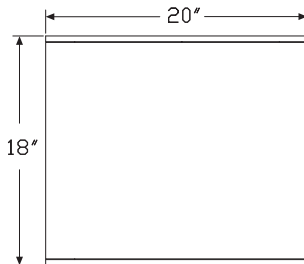
Description

This side table has a wood top and metal base. The dimensions are 18" deep, 20" wide, and 17" high.

Notes

Santos palisander veneer is celebrated for its unique grain and color variations. Similar products ordered in multiples or dissimilar products ordered separately should be expected to have variation in both grain and color characteristics; no two products will look exactly alike.

Dimensions



Specification Information

Step 1.

AWH2 A

Step 2. Top Material

W wood top A

G glass top A

S stone top A

Step 3. Dimensions

-1820 18" deep x 20" wide x 17" high side table A

Prices for Steps 1-3.

AWH2W -1820 \$1708

AWH2G -1820 \$1318

AWH2S -1820 \$2305

H-Frame Side Table *continued*

Step 4. Top Finish

For wood top (W)

611	champagne maple (natural) <input type="checkbox"/>	+\$0
621	champagne beech (natural) <input type="checkbox"/>	+\$0
642	sundance cherry <input type="checkbox"/>	+\$0
643	caramel cherry <input type="checkbox"/>	+\$0
644	henna cherry <input type="checkbox"/>	+\$0
645	port cherry <input type="checkbox"/>	+\$0
646	cocoa cherry <input type="checkbox"/>	+\$0
654	henna sapele <input type="checkbox"/>	+\$0
655	port sapele <input type="checkbox"/>	+\$0
656	cocoa sapele <input type="checkbox"/>	+\$0
657	espresso sapele <input type="checkbox"/>	+\$0
673	caramel walnut <input type="checkbox"/>	+\$0
674	henna walnut <input type="checkbox"/>	+\$0
675	port walnut <input type="checkbox"/>	+\$0
676	cocoa walnut <input type="checkbox"/>	+\$0
681	champagne hickory (natural) <input type="checkbox"/>	+\$0
2U	light brown walnut <input type="checkbox"/>	+\$0
40	dark brown walnut <input type="checkbox"/>	+\$0
ED	aged cherry <input type="checkbox"/>	+\$0
EK	medium red walnut <input type="checkbox"/>	+\$0
UL	natural maple <input type="checkbox"/>	+\$0
UX	walnut on cherry <input type="checkbox"/>	+\$0
631	champagne anigre (natural) <input type="checkbox"/>	+\$332
632	sundance anigre <input type="checkbox"/>	+\$332
633	caramel anigre <input type="checkbox"/>	+\$332
634	henna anigre <input type="checkbox"/>	+\$332
9N	santos palisander <input type="checkbox"/>	+\$332

For glass top (G)

CGL	clear glass <input type="checkbox"/>	+\$0
------------	--------------------------------------	------

For stone top (S)

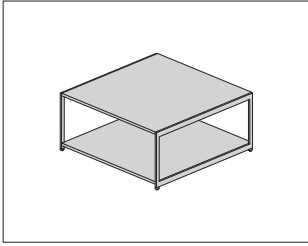
200	perfato marble <input type="checkbox"/>	+\$0
250	verde antique marble <input type="checkbox"/>	+\$0
400	black granite <input type="checkbox"/>	+\$0
5U	georgia grey marble <input type="checkbox"/>	+\$0
800	autumn brown granite <input type="checkbox"/>	+\$0
960	white carrara marble <input type="checkbox"/>	+\$0
DP	georgia white marble <input type="checkbox"/>	+\$0
FX	quebec graphite granite <input type="checkbox"/>	+\$0
HR	wisconsin black marble <input type="checkbox"/>	+\$0

Step 5. Metal Finish

BNZ	bronze <input type="checkbox"/>	+\$0
CHR	chrome <input type="checkbox"/>	+\$0
SAC	satin chrome <input type="checkbox"/>	+\$0

H-Frame Coffee Table

AWH2G
AWH2S
AWH2W



Product Information

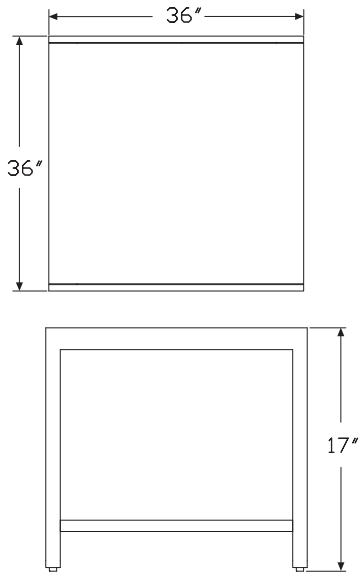
Description

This coffee table has a wood top and metal base. The dimensions are 36" deep, 36" wide, and 17" high.

Notes

Santos palisander veneer is celebrated for its unique grain and color variations. Similar products ordered in multiples or dissimilar products ordered separately should be expected to have variation in both grain and color characteristics; no two products will look exactly alike.

Dimensions



Specification Information

Step 1.

AWH2 A

Step 2. Top Material

W wood top A

G glass top A

S stone top A

Step 3. Dimensions

-3636 36" deep x 36" wide x 17" high coffee table A

Prices for Steps 1-3.

AWH2W -3636 \$2936

AWH2G -3636 \$2751

AWH2S -3636 \$5732

H-Frame Coffee Table *continued*

Step 4. Top Finish

For wood top (W)

611	champagne maple (natural) <input type="checkbox"/>	+\$0
621	champagne beech (natural) <input type="checkbox"/>	+\$0
642	sundance cherry <input type="checkbox"/>	+\$0
643	caramel cherry <input type="checkbox"/>	+\$0
644	henna cherry <input type="checkbox"/>	+\$0
645	port cherry <input type="checkbox"/>	+\$0
646	cocoa cherry <input type="checkbox"/>	+\$0
654	henna sapele <input type="checkbox"/>	+\$0
655	port sapele <input type="checkbox"/>	+\$0
656	cocoa sapele <input type="checkbox"/>	+\$0
657	espresso sapele <input type="checkbox"/>	+\$0
673	caramel walnut <input type="checkbox"/>	+\$0
674	henna walnut <input type="checkbox"/>	+\$0
675	port walnut <input type="checkbox"/>	+\$0
676	cocoa walnut <input type="checkbox"/>	+\$0
681	champagne hickory (natural) <input type="checkbox"/>	+\$0
2U	light brown walnut <input type="checkbox"/>	+\$0
40	dark brown walnut <input type="checkbox"/>	+\$0
ED	aged cherry <input type="checkbox"/>	+\$0
EK	medium red walnut <input type="checkbox"/>	+\$0
UL	natural maple <input type="checkbox"/>	+\$0
UX	walnut on cherry <input type="checkbox"/>	+\$0
631	champagne anigre (natural) <input type="checkbox"/>	+\$570
632	sundance anigre <input type="checkbox"/>	+\$570
633	caramel anigre <input type="checkbox"/>	+\$570
634	henna anigre <input type="checkbox"/>	+\$570
9N	santos palisander <input type="checkbox"/>	+\$570

For glass top (G)

CGL	clear glass <input type="checkbox"/>	+\$0
------------	--------------------------------------	------

For stone top (S)

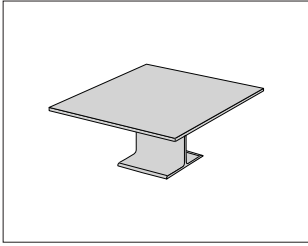
200	perfato marble <input type="checkbox"/>	+\$0
250	verde antique marble <input type="checkbox"/>	+\$0
400	black granite <input type="checkbox"/>	+\$0
5U	georgia grey marble <input type="checkbox"/>	+\$0
800	autumn brown granite <input type="checkbox"/>	+\$0
960	white carrara marble <input type="checkbox"/>	+\$0
DP	georgia white marble <input type="checkbox"/>	+\$0
FX	quebec graphite granite <input type="checkbox"/>	+\$0
HR	wisconsin black marble <input type="checkbox"/>	+\$0

Step 5. Metal Finish

BNZ	bronze <input type="checkbox"/>	+\$0
CHR	chrome <input type="checkbox"/>	+\$0
SAC	satin chrome <input type="checkbox"/>	+\$0

I-Beam Coffee Table

AWB2G
AWB2M

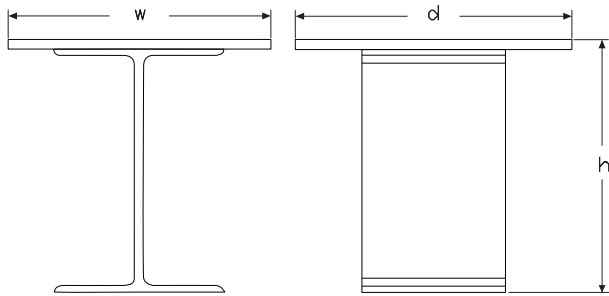


Product Information

Description

This coffee table has an aluminum base and glass top.

Dimensions



Herman Miller Collection — Occasional Tables

Specification Information

Step 1.

AWB

Step 2. Table Type

2 coffee table

Step 3. Top Material

M marble top

G glass top

Step 4. Size

For coffee table (2) with glass top (G)

-363615 36" deep x 36" wide x 15 1/4" high

-404015 40" deep x 40" wide x 15 1/4" high

For coffee table (2) with marble top (M)

-363616 36" deep x 36" wide x 16 " high

-404016 40" deep x 40" wide x 16 " high

Prices for Steps 1-4.

AWB2M	-363616	\$5454
	-404016	\$5917

AWB2G	-363615	\$2833
	-404015	\$2996

Step 5. Top Finish

For marble top (M)

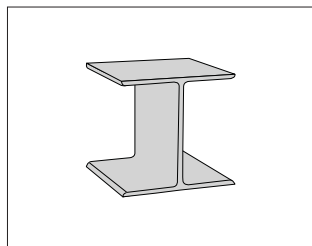
200	perfato marble <input type="checkbox"/>	+\$0
250	verde antique marble <input type="checkbox"/>	+\$0
400	black granite <input type="checkbox"/>	+\$0
5U	georgia grey marble <input type="checkbox"/>	+\$0
800	autumn brown granite <input type="checkbox"/>	+\$0
960	white carrara marble <input type="checkbox"/>	+\$0
DP	georgia white marble <input type="checkbox"/>	+\$0
FX	quebec graphite granite <input type="checkbox"/>	+\$0
HR	wisconsin black marble <input type="checkbox"/>	+\$0

For glass top (G)

CGL	3/4" thick clear glass <input type="checkbox"/>	+\$0
------------	---	------

I-Beam Side Table

AWB1Z

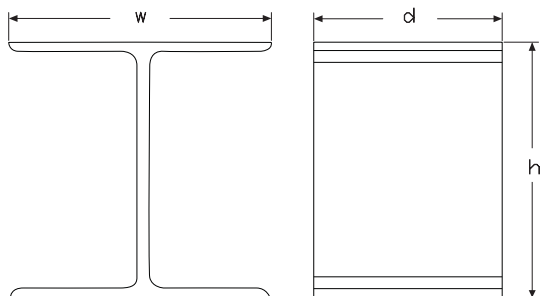


Product Information

Description

This side table has an aluminum base and no top.

Dimensions



Specification Information

Step 1.

AWB A

Step 2. Table Type

1 side table A

Step 3. Top Material

Z no top A

Step 4. Size

-161615 16" deep x 16" wide x 14 1/2" high A

-181815 18" deep x 18" wide x 14 1/2" high A

Prices for Steps 1-4.

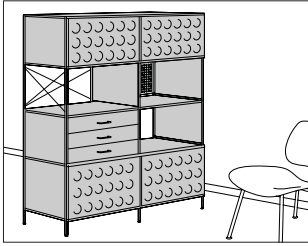
AWB1Z -161615	\$1996
-181815	\$2235

Storage



Eames® Storage Unit

ESU100
 ESU150
 ESU201
 ESU230
 ESU420

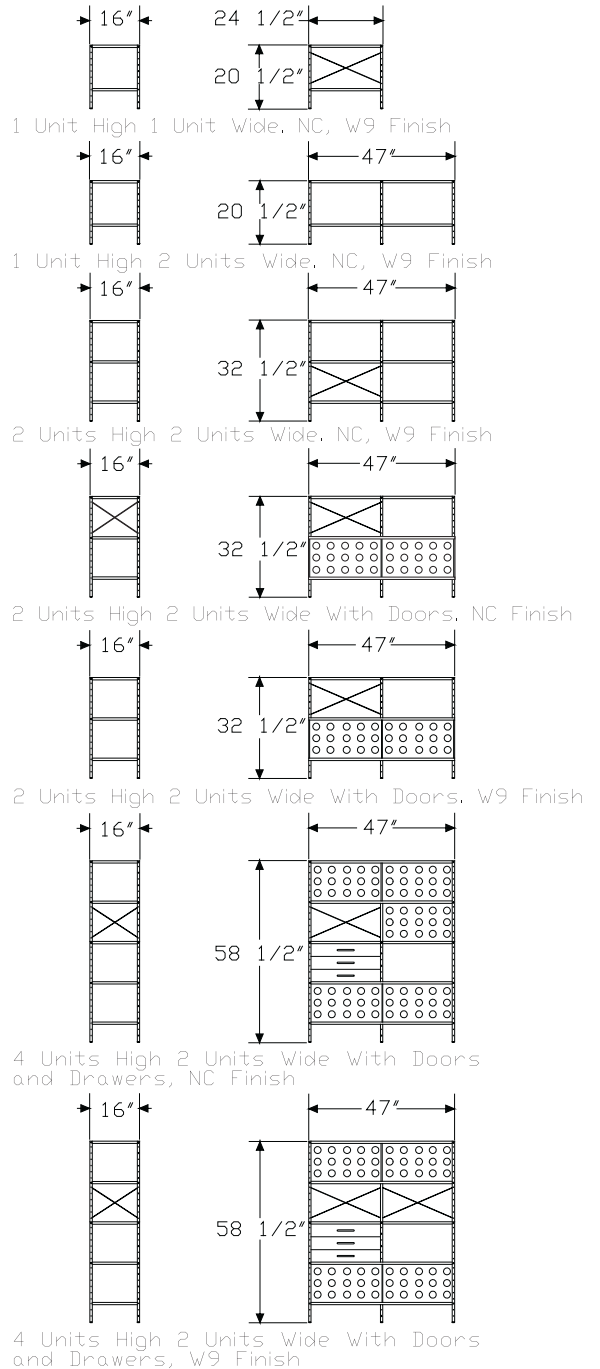


Product Information

Description

This storage unit is available in 1, 2, or 4 units high and 1 or 2 units wide with 5 configurations of shelves, drawers, and enclosed storage for books or binders. Some units have dimpled plywood doors; plywood drawer units and shelves; painted side and back panels; and steel uprights, cross supports, and perforated panels. The storage unit has adjustable glides.

Dimensions



Specification Information

Step 1.

ESU A

Step 2. Configuration

- 150.** 1 unit high, 1 unit wide A
- 100.** 1 unit high, 2 units wide A
- 201.** 2 units high, 2 units wide A
- 230.** 2 units high, 2 units wide, with doors A
- 420.** 4 units high, 2 units wide A

Prices for Steps 1-2.

ESU150.	\$694
ESU100.	\$1169
ESU201.	\$1528
ESU230.	\$1993
ESU420.	\$3681

Step 3. Frame Finish

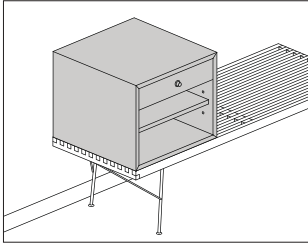
		150.	100.	201.	230.	420.
ZC	zinc plated <input type="checkbox"/> A	+\$0	0	0	0	0
BK	black <input type="checkbox"/> A	+\$49	49	77	77	157

Step 4. Surface Finish

NC	natural color <input type="checkbox"/> A	+\$0
W9	multi-color <input type="checkbox"/> A	+\$0

Nelson™ Basic Cabinet Series
16.5 x 18

BC1618

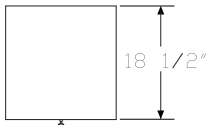


Product Information

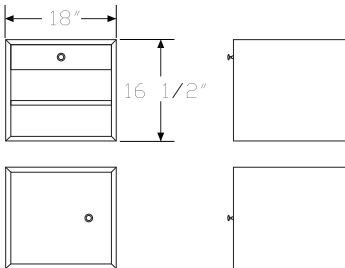
Description

This veneer cabinet provides small item storage and can be used freestanding or placed on top of the Nelson™ platform bench.

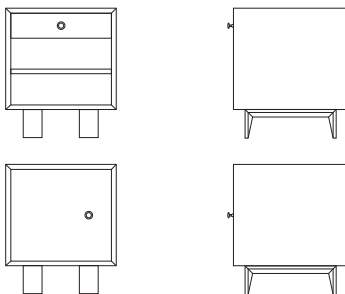
Dimensions



platform bench-mount base (B)



wood leg (W)



Specification Information

Step 1.

BC1618. [A]

Step 2. Type

- B** open cabinet with 1 drawer [A]
- C** closed cabinet, left-hinged door [A]
- D** closed cabinet, right-hinged door [A]

Step 3. Leg/Base Option

- W** wood leg [A]
- B** platform bench-mount base [A]

Step 4. Pull

- A** aluminum alloy pull, silver [A]

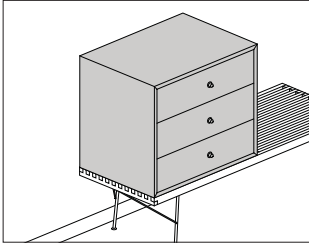
Prices for Steps 1-4.

			A
BC1618.	B	W	\$865
	B		\$865
	C	W	\$865
	B		\$865
	D	W	\$865
	B		\$865

Step 5. Finish

- 2U** light brown walnut [A] +\$0
- OK** natural oak [A] +\$0

Nelson™ Basic Cabinet Series BC2424
24 X 24



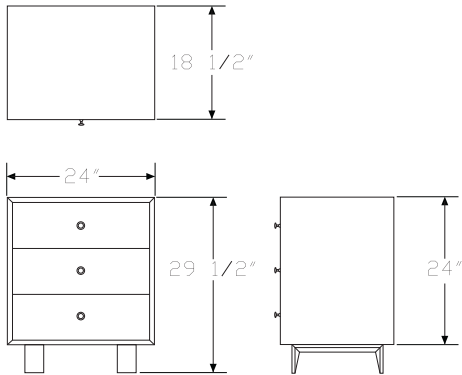
Herman Miller Collection — Storage

Product Information

Description

This veneer cabinet provides small item storage and can be used freestanding or placed on top of a Nelson™ platform bench.

Dimensions



Specification Information

Step 1.

BC2424. A

Step 2. Type

E 3-drawer cabinet A

Step 3. Leg/Base Option

W wood leg A

B platform bench-mount base A

Step 4. Pull

A aluminum alloy pull, silver A

Prices for Steps 1-4.

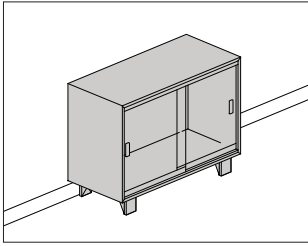
	A
BC2424. E W	\$1926
B	\$1776

Step 5. Finish

2U light brown walnut <input type="checkbox"/> A	+\$0
OK natural oak <input type="checkbox"/> A	+\$0

Nelson™ Basic Cabinet Series
24 X 34

BC2434

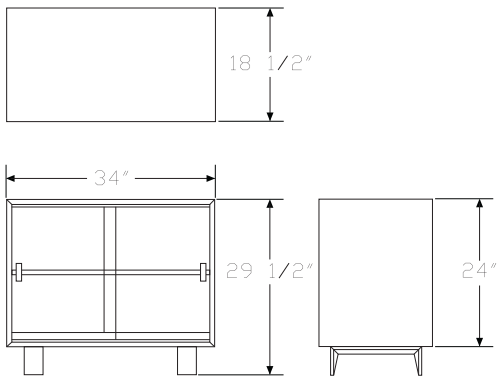


Product Information

Description

This veneer cabinet has 2 sliding glass doors and can be used freestanding or placed on top of a Nelson™ platform bench.

Dimensions



Specification Information

Step 1.

BC2434. [A]

Step 2. Type

J closed cabinet, 2 sliding doors [A]

Step 3. Leg/Base Option

W wood leg [A]

B platform bench-mount base [A]

Step 4. Pull

N no pull [A]

Prices for Steps 1-4.

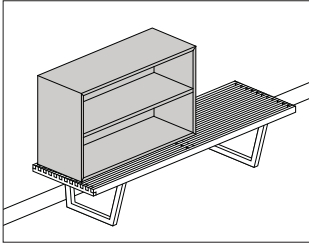
			N
BC2434.	J	W	\$2107
		B	\$1957

Step 5. Finish

2U light brown walnut [A] +\$0

OK natural oak [A] +\$0

Nelson™ Basic Cabinet Series BC2400
24 x 34 Bookcase



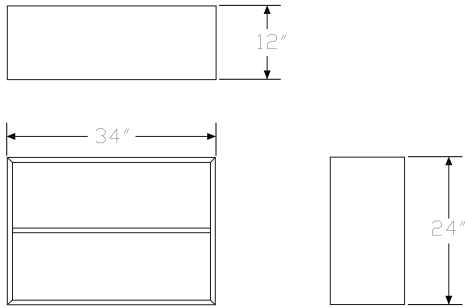
Herman Miller Collection — Storage

Product Information

Description

This 12"-deep veneer open bookcase sits on a Nelson™ platform bench and has a shelf that adjusts in 2" increments over a 6" range.

Dimensions



Specification Information

Step 1.

BC2400. A

Step 2. Type

H open bookcase A

Step 3. Leg/Base Option

B platform bench-mount base A

Step 4. Pull

N no pull A

Prices for Steps 1-4.

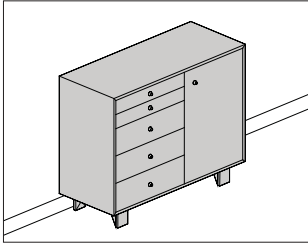
			N
BC2400. H B			\$1145

Step 5. Finish

2U	light brown walnut <input type="checkbox"/> A	+ \$0
OK	natural oak <input type="checkbox"/> A	+ \$0

Nelson™ Basic Cabinet Series
34 X 40

BC3440



Product Information

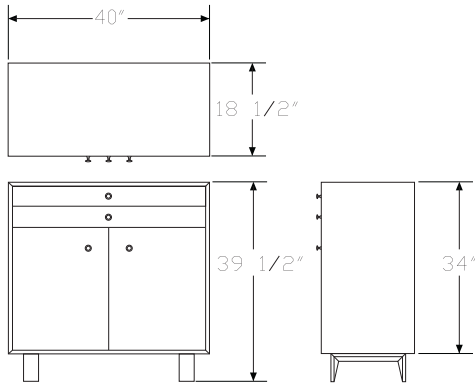
Description

This veneer freestanding cabinet is available with 5 drawers on the left side with a single door on the right, or with 2 full width drawers over double drawers.

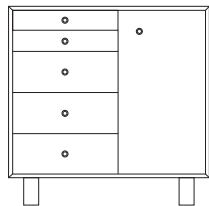

Notes

5-drawer cabinet with door option (L) has 2 shelves behind the door. Each shelf adjusts in 2" increments over a 6" range.
Cabinet, 2 drawers over 2 doors option (M) has 1 shelf that adjusts in 2" increments over a 6" range.

Dimensions



M



L

Specification Information

Step 1.

BC3440. [A]

Step 2. Type

L 5-drawer cabinet with door [A]

M cabinet, 2 drawers over 2 doors [A]

Step 3. Leg Option

W wood leg [A]

Step 4. Pull

A aluminum alloy pull, silver [A]

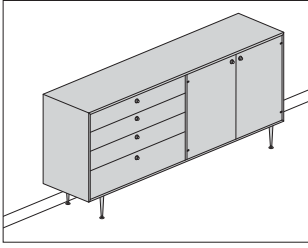
Prices for Steps 1-4.

		A
BC3440. L	W	\$2661
M	W	\$2439

Step 5. Finish

2U light brown walnut [A] +\$0

OK natural oak [A] +\$0



Product Information

Description

This buffet has polished aluminum legs. The four drawers have solid wood construction with soft closing slides. The two-door cabinet portion has 2 adjustable shelves.

Notes

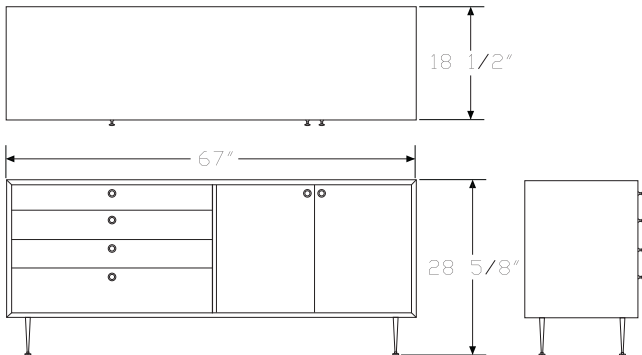
The unfinished back panel (BCF) option is intended for applications where this chest will be placed against a wall.

For the walnut and dark brown walnut combination (RT) option, the case finish is walnut (OU) and the drawer or door fronts are dark brown walnut (40).

For the white ash and walnut combination (UR) option, the case finish is white ash (A2) and the drawer or door fronts are walnut (OU).

Santos palisander veneer is celebrated for its unique grain and color variations. Similar products ordered in multiples or dissimilar products ordered separately should be expected to have variation in both grain and color characteristics; no two products will look exactly alike.

Dimensions



Specification Information

Step 1.

TE2167. [A]

Step 2. Type

R 4 drawer buffet with 2 doors [A]

Step 3. Leg

P 7" polished aluminum [A]

H 7" polished aluminum with height adjustable glide [A]

Step 4. Pull

A aluminum alloy pull, silver [A]

C metal pull, white [A]

Prices for Steps 1-4.

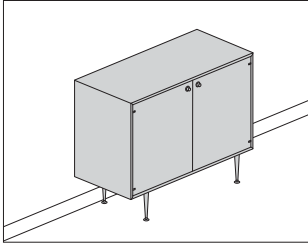
		A	C
TE2167.	R P	\$7680	7730
	H	\$7705	7755

Step 5. Case Finish

OU	walnut [A]					+\$0
A2	white ash [A]					+\$384
RT	walnut and dark brown walnut combination [A]					+\$384
UR	white ash and walnut combination [A]					+\$384
9N	santos palisander [A]					+\$8991

Step 6. Back Panel

		OU	A2	RT	UR	9N
BCF	unfinished (matte black) [A]	+\$0	0	0	0	0
BCG	finished alike [A]	+\$260	260	260	260	2796



Product Information

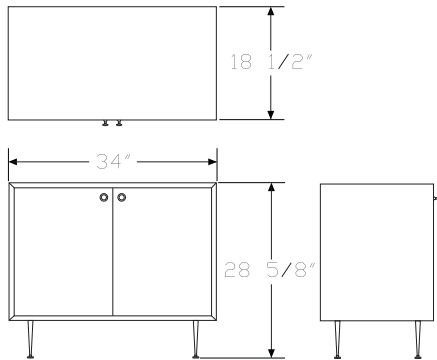
Description

This 2-door cabinet has polished aluminum legs and one adjustable shelf.

Notes

The unfinished back panel (BCF) option is intended for applications where this chest will be placed against a wall.
 For the walnut and dark brown walnut combination (RT) option, the case finish is walnut (OU) and the drawer or door fronts are dark brown walnut (40).
 For the white ash and walnut combination (UR) option, the case finish is white ash (A2) and the drawer or door fronts are walnut (OU).
 Santos palisander veneer is celebrated for its unique grain and color variations. Similar products ordered in multiples or dissimilar products ordered separately should be expected to have variation in both grain and color characteristics; no two products will look exactly alike.

Dimensions



Specification Information

Step 1.

TE2134. [A]

Step 2. Type

G enclosed cabinet with 2 hinged doors [A]

Step 3. Leg

P 7" polished aluminum [A]

H 7" polished aluminum with height adjustable glide [A]

Step 4. Pull

A aluminum alloy pull, silver [A]

C metal pull, white [A]

Prices for Steps 1-4.

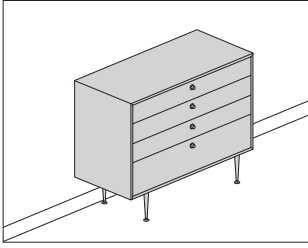
			A	C
TE2134.	G	P	\$3638	3688
		H	\$3663	3713

Step 5. Case Finish

OU	walnut [A]				+\$0
A2	white ash [A]				+\$182
RT	walnut and dark brown walnut combination [A]				+\$182
UR	white ash and walnut combination [A]				+\$182
9N	santos palisander [A]				+\$6305

Step 6. Back Panel

		OU	A2	RT	UR	9N
BCF	unfinished (matte black) [A]	+\$0	0	0	0	0
BCG	finished alike [A]	+\$155	155	155	155	1397



Product Information

Description

This chest has polished aluminum legs and either 3 or 4 drawers. Drawers are solid wood construction with soft closing slides.

Notes

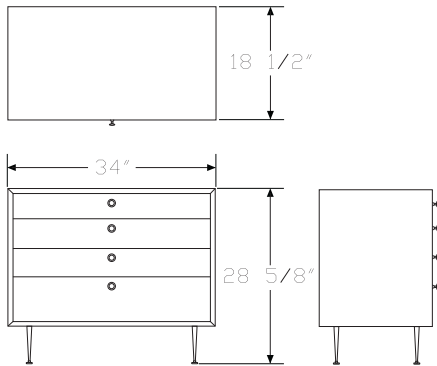
The unfinished back panel (BCF) option is intended for applications where this chest will be placed against a wall.

For the walnut and dark brown walnut combination (RT) option, the case finish is walnut (OU) and the drawer or door fronts are dark brown walnut (40).

For the white ash and walnut combination (UR) option, the case finish is white ash (A2) and the drawer or door fronts are walnut (OU).

Santos palisander veneer is celebrated for its unique grain and color variations. Similar products ordered in multiples or dissimilar products ordered separately should be expected to have variation in both grain and color characteristics; no two products will look exactly alike.

Dimensions



Specification Information

Step 1.

TE2100. A

Step 2. Type

- S** 4 drawer chest A
- T** 3 drawer chest A

Step 3. Leg

- P** 7" polished aluminum A
- H** 7" polished aluminum with height adjustable glide A

Step 4. Pull

- A** aluminum alloy pull, silver A
- C** metal pull, white A

Prices for Steps 1-4.

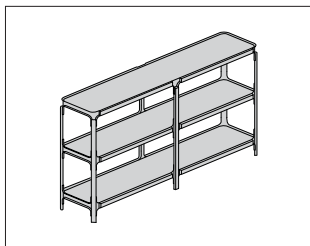
		A	C
TE2100.	S P	\$4655	4705
	H	\$4680	4730
	T P	\$4421	4471
	H	\$4446	4496

Step 5. Case Finish

- OU** walnut A +\$0
- A2** white ash A +\$233
- RT** walnut and dark brown walnut combination A +\$233
- UR** white ash and walnut combination A +\$233
- 9N** santos palisander A +\$3118

Step 6. Back Panel

		OU	A2	RT	UR	9N
BCF	unfinished (matte black) A	+\$0	0	0	0	0
BCG	finished alike A	+\$155	155	155	155	776

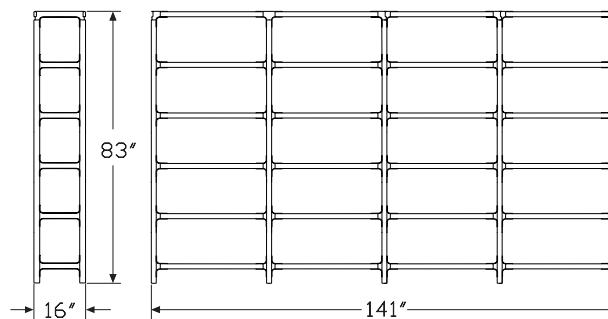
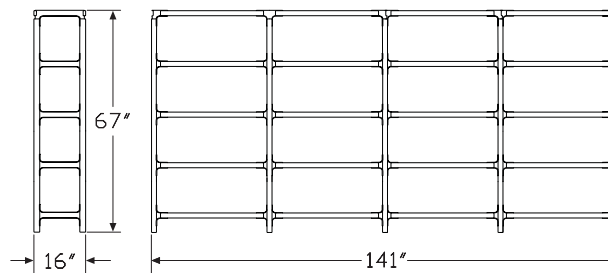
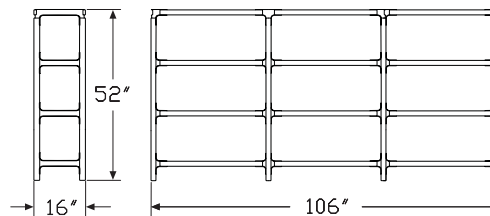
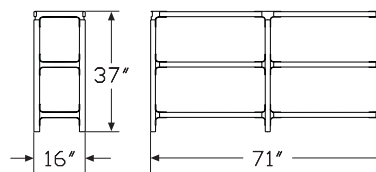
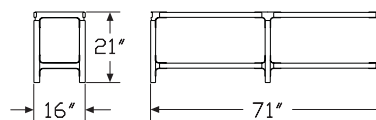


Product Information

Description

This shelving system has a natural beech frame, available in natural or painted. Steel plate joints are painted in epoxy resin. Shelves are painted medium-density fiberboard.

Dimensions



Steelwood Shelving System

continued

Specification Information

Step 1.

MGS90. A

Step 2. Number of Shelves

- 2** 2 shelves A
- 3** 3 shelves A
- 4** 4 shelves A
- 5** 5 shelves A
- 6** 6 shelves A

Step 3. Number of Modules

- 1** 1 Module A
- 2** 2 modules A
- 3** 3 modules A
- 4** 4 modules A

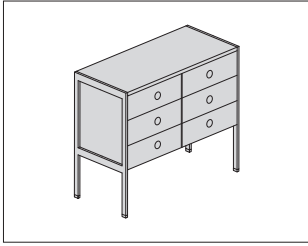
Prices for Steps 1-3.

	1	2	3	4
MGS90.2	\$856	1585	2279	2993
3	\$1216	2230	3250	4279
4	\$1634	2958	4303	5617
5	\$2121	3784	5448	7116
6	\$2625	4681	6763	8799

Step 4. Frame/Shelf Finish

- YMB** black A + \$0
- YMC** natural beech/white A + \$0
- YMF** white A + \$0

H-Frame Credenza One Unit Wide JCH1-



Product Information

Description

This one-unit wide H-frame credenza has a wooden top and includes 1/2"-thick metal frame gables on the ends. H-frame credenzas are modular and shipped partially assembled.

Notes

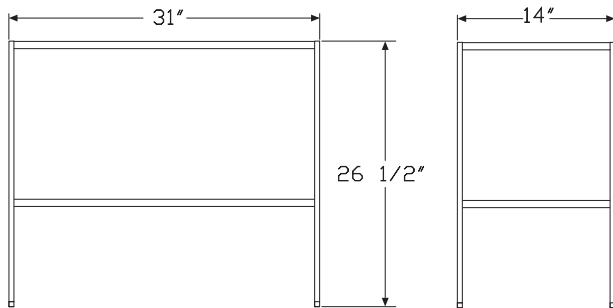
All hardware for assembly is included.

Drawer credenzas include wood boxes and self-closing hidden drawer slides.

CG six box drawer credenza includes pencil trays and felt lining in bottom of top two drawers.

When applicable, Ward Bennett Flip pulls come in matching metal finish. Santos palisander veneer is celebrated for its unique grain and color variations. Similar products ordered in multiples or dissimilar products ordered separately should be expected to have variation in both grain and color characteristics; no two products will look exactly alike.

Dimensions



Specification Information

Step 1.

JCH1 A

Step 2. Size

-1431 14" deep x 31" wide x 26 1/2" high A

Step 3. Configuration

- C1** open shelf A
- C2** two doors A
- CF** two 15" file drawers A
- CG** six box drawers (top two pencil trays) A
- CH** one file drawer A
- CK** three box drawers A

Prices for Steps 1-3.

JCH1-1431	-C1	\$2293
	-C2	\$3290
	-CF	\$3497
	-CG	\$4838
	-CH	\$3417
	-CK	\$4082

H-Frame Credenza One Unit Wide

continued

Herman Miller Collection—Storage

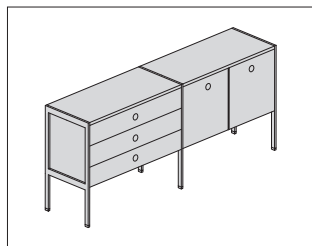
Step 4. Wood Finish		-C1	-C2	-CF	-CG	-CH
611	champagne maple (natural) A	+\$0	0	0	0	0
621	champagne beech (natural) A	+\$0	0	0	0	0
642	sundance cherry A	+\$0	0	0	0	0
643	caramel cherry A	+\$0	0	0	0	0
644	henna cherry A	+\$0	0	0	0	0
645	port cherry A	+\$0	0	0	0	0
646	cocoa cherry A	+\$0	0	0	0	0
654	henna sapele A	+\$0	0	0	0	0
655	port sapele A	+\$0	0	0	0	0
656	cocoa sapele A	+\$0	0	0	0	0
657	espresso sapele A	+\$0	0	0	0	0
673	caramel walnut A	+\$0	0	0	0	0
674	henna walnut A	+\$0	0	0	0	0
675	port walnut A	+\$0	0	0	0	0
676	cocoa walnut A	+\$0	0	0	0	0
681	champagne hickory (natural) A	+\$0	0	0	0	0
2U	light brown walnut A	+\$0	0	0	0	0
40	dark brown walnut A	+\$0	0	0	0	0
ED	aged cherry A	+\$0	0	0	0	0
EK	medium red walnut A	+\$0	0	0	0	0
UL	natural maple A	+\$0	0	0	0	0
UX	walnut on cherry A	+\$0	0	0	0	0
631	champagne anigre (natural) A	+\$445	639	679	939	663
632	sundance anigre A	+\$445	639	679	939	663
633	caramel anigre A	+\$445	639	679	939	663
634	henna anigre A	+\$445	639	679	939	663

		-CK
611	champagne maple (natural) A	+\$0
621	champagne beech (natural) A	+\$0
642	sundance cherry A	+\$0
643	caramel cherry A	+\$0
644	henna cherry A	+\$0
645	port cherry A	+\$0
646	cocoa cherry A	+\$0
654	henna sapele A	+\$0
655	port sapele A	+\$0
656	cocoa sapele A	+\$0
657	espresso sapele A	+\$0
673	caramel walnut A	+\$0
674	henna walnut A	+\$0
675	port walnut A	+\$0
676	cocoa walnut A	+\$0
681	champagne hickory (natural) A	+\$0
2U	light brown walnut A	+\$0
40	dark brown walnut A	+\$0
ED	aged cherry A	+\$0
EK	medium red walnut A	+\$0
UL	natural maple A	+\$0
UX	walnut on cherry A	+\$0
631	champagne anigre (natural) A	+\$793
632	sundance anigre A	+\$793
633	caramel anigre A	+\$793
634	henna anigre A	+\$793

Step 5. Metal Finish		
BNZ	bronze A	+\$0
CHR	chrome A	+\$0
SAC	satin chrome A	+\$0

H-Frame Credenza Two Units Wide

JCH2-



Product Information

Description

This two-unit wide H-frame credenza has a wooden top and includes 1/2"-thick metal frame gables on the ends. H-frame credenzas are modular and shipped partially assembled.

Notes

All hardware for assembly is included.

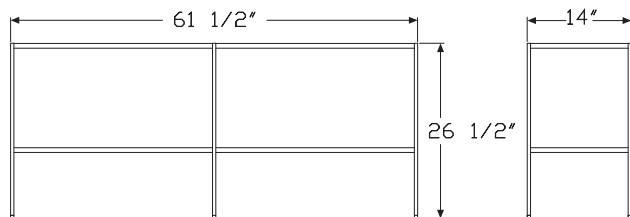
Drawer credenzas include wood boxes and self-closing hidden drawer slides.

CG six box drawer credenza includes pencil trays and felt lining in bottom of top two drawers.

When applicable, Ward Bennett Flip pulls come in matching metal finish.

Santos palisander veneer is celebrated for its unique grain and color variations. Similar products ordered in multiples or dissimilar products ordered separately should be expected to have variation in both grain and color characteristics; no two products will look exactly alike.

Dimensions



Specification Information

Step 1.

JCH2 A

Step 2. Size

-1462 14" deep x 61 1/2" wide x 26 1/2" high A

Step 3. Configuration - left unit

-C1 open shelf A

-C2 two doors A

-CF two 15" file drawers A

-CH one file drawer A

-CK three box drawers A

Step 4. Configuration - right unit

For open shelf (-C1)

C1 open shelf A

For two doors (-C2)

C1 open shelf A

C2 two doors A

CG six box drawers (top two pencil trays) A

For two 15" file drawers (-CF)

CF two 15" file drawers A

CG six box drawers (top two pencil trays) A

For one file drawer (-CH)

CH double doors left, 30" box/file right A

For three box drawers (-CK)

C2 two doors A

CF two 15" file drawers A

Prices for Steps 1-4.

		C1	C2	CF	CG	CH
JCH2-1462	-C1	\$4036	—	—	—	—
	-C2	\$4483	6031	—	7578	—
	-CF	—	—	\$6443	7784	—
	-CH	—	—	—	—	\$6282
	-CK	—	\$6821	7028	—	—

H-Frame Credenza Two Units Wide

continued

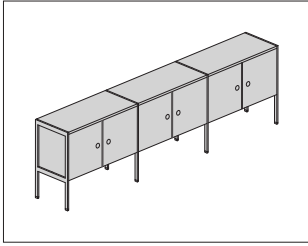
Herman Miller Collection—Storage

Step 5. Wood Finish		-C1C1	-C2C1	-C2C2	-C2CG	-CFCF
611	champagne maple (natural) A	+\$0	0	0	0	0
621	champagne beech (natural) A	+\$0	0	0	0	0
642	sundance cherry A	+\$0	0	0	0	0
643	caramel cherry A	+\$0	0	0	0	0
644	henna cherry A	+\$0	0	0	0	0
645	port cherry A	+\$0	0	0	0	0
646	cocoa cherry A	+\$0	0	0	0	0
654	henna sapele A	+\$0	0	0	0	0
655	port sapele A	+\$0	0	0	0	0
656	cocoa sapele A	+\$0	0	0	0	0
657	espresso sapele A	+\$0	0	0	0	0
673	caramel walnut A	+\$0	0	0	0	0
674	henna walnut A	+\$0	0	0	0	0
675	port walnut A	+\$0	0	0	0	0
676	cocoa walnut A	+\$0	0	0	0	0
681	champagne hickory (natural) A	+\$0	0	0	0	0
2U	light brown walnut A	+\$0	0	0	0	0
40	dark brown walnut A	+\$0	0	0	0	0
ED	aged cherry A	+\$0	0	0	0	0
EK	medium red walnut A	+\$0	0	0	0	0
UL	natural maple A	+\$0	0	0	0	0
UX	walnut on cherry A	+\$0	0	0	0	0
631	champagne anigre (natural) A	+\$784	870	1171	1471	1251
632	sundance anigre A	+\$784	870	1171	1471	1251
633	caramel anigre A	+\$784	870	1171	1471	1251
634	henna anigre A	+\$784	870	1171	1471	1251

		-CFCG	-CHCH	-CKC2	-CKCF
611	champagne maple (natural) A	+\$0	0	0	0
621	champagne beech (natural) A	+\$0	0	0	0
642	sundance cherry A	+\$0	0	0	0
643	caramel cherry A	+\$0	0	0	0
644	henna cherry A	+\$0	0	0	0
645	port cherry A	+\$0	0	0	0
646	cocoa cherry A	+\$0	0	0	0
654	henna sapele A	+\$0	0	0	0
655	port sapele A	+\$0	0	0	0
656	cocoa sapele A	+\$0	0	0	0
657	espresso sapele A	+\$0	0	0	0
673	caramel walnut A	+\$0	0	0	0
674	henna walnut A	+\$0	0	0	0
675	port walnut A	+\$0	0	0	0
676	cocoa walnut A	+\$0	0	0	0
681	champagne hickory (natural) A	+\$0	0	0	0
2U	light brown walnut A	+\$0	0	0	0
40	dark brown walnut A	+\$0	0	0	0
ED	aged cherry A	+\$0	0	0	0
EK	medium red walnut A	+\$0	0	0	0
UL	natural maple A	+\$0	0	0	0
UX	walnut on cherry A	+\$0	0	0	0
631	champagne anigre (natural) A	+\$1511	1220	1324	1365
632	sundance anigre A	+\$1511	1220	1324	1365
633	caramel anigre A	+\$1511	1220	1324	1365
634	henna anigre A	+\$1511	1220	1324	1365
Step 6. Metal Finish					
BNZ	bronze A				+\$0
CHR	chrome A				+\$0
SAC	satin chrome A				+\$0

H-Frame Credenza Three Units Wide

JCH3-



Product Information

Description

This three-unit wide H-frame credenza has a wooden top and includes 1/2"-thick metal frame gables on the ends. H-frame credenzas are modular and shipped partially assembled.

Notes

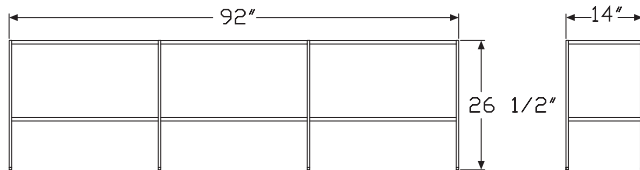
All hardware for assembly is included.

Drawer credenzas include wood boxes and self-closing hidden drawer slides.

CG six box drawer credenza includes pencil trays and felt lining in bottom of top two drawers.

When applicable, Ward Bennett Flip pulls come in matching metal finish. Santos palisander veneer is celebrated for its unique grain and color variations. Similar products ordered in multiples or dissimilar products ordered separately should be expected to have variation in both grain and color characteristics; no two products will look exactly alike.

Dimensions



Specification Information

Step 1.

JCH3 A

Step 2. Size

-1492 14" deep x 92" wide x 26 1/2" high A

Step 3. Configuration - left unit

-C1 open shelf A

-C2 two doors A

-CF two 15" file drawers A

-CH one file drawer A

Step 4. Configuration - middle unit

For open shelf (-C1)

C1 open shelf A

C2 two doors A

CF two 15" file drawers A

CG six box drawers (top two pencil trays) A

For two doors (-C2)

C2 two doors A

For two 15" file drawers (-CF)

CF two 15" file drawers A

For one file drawer (-CH)

CH one file drawer A

Step 5. Configuration - right unit

For open shelf (-C1) with open shelf (C1)

C1 open shelf A

For open shelf (-C1) with two doors (C2)

C2 two doors A

For open shelf (-C1) with two 15" file drawers (CF)

C2 two doors A

For open shelf (-C1) with six box drawers (top two pencil trays) (CG)

C2 two doors A

For two doors (-C2) with two doors (C2)

C2 two doors A

H-Frame Credenza Three Units

Wide *continued*

For two 15" file drawers (-CF) with two 15" file drawers (CF)

CF two 15" file drawers A

For one file drawer (-CH) with one file drawer (CH)

CH double doors left, 30" box/file right A

Prices for Steps 1-5.

		CF	CH	C1	C2
JCH3-1492	-C1 C1	—	—	\$5777	—
	C2	—	—	—	\$7772
	CF	—	—	—	\$7979
	CG	—	—	—	\$9320
	-C2 C2	—	—	—	\$8769
	-CF CF	\$9388	—	—	—
	-CH CH	—	\$9148	—	—

Step 6. Wood Finish

		-C1C1C1	-C1C2C2	-C1CFC2	-C1CGC2	-C2C2C2
611	champagne maple (natural) A	+\$0	0	0	0	0
621	champagne beech (natural) A	+\$0	0	0	0	0
642	sundance cherry A	+\$0	0	0	0	0
643	caramel cherry A	+\$0	0	0	0	0
644	henna cherry A	+\$0	0	0	0	0
645	port cherry A	+\$0	0	0	0	0
646	cocoa cherry A	+\$0	0	0	0	0
654	henna sapele A	+\$0	0	0	0	0
655	port sapele A	+\$0	0	0	0	0
656	cocoa sapele A	+\$0	0	0	0	0
657	espresso sapele A	+\$0	0	0	0	0
673	caramel walnut A	+\$0	0	0	0	0
674	henna walnut A	+\$0	0	0	0	0
675	port walnut A	+\$0	0	0	0	0
676	cocoa walnut A	+\$0	0	0	0	0
681	champagne hickory (natural) A	+\$0	0	0	0	0
2U	light brown walnut A	+\$0	0	0	0	0
40	dark brown walnut A	+\$0	0	0	0	0
ED	aged cherry A	+\$0	0	0	0	0
EK	medium red walnut A	+\$0	0	0	0	0
UL	natural maple A	+\$0	0	0	0	0
UX	walnut on cherry A	+\$0	0	0	0	0
631	champagne anigre (natural) A	+\$1122	1509	1549	1810	1703
632	sundance anigre A	+\$1122	1509	1549	1810	1703
633	caramel anigre A	+\$1122	1509	1549	1810	1703
634	henna anigre A	+\$1122	1509	1549	1810	1703

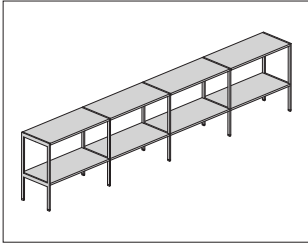
H-Frame Credenza Three Units

Wide *continued*

		-CFCFCF	-CHCHH
611	champagne maple (natural) <input type="checkbox"/>	+\$0	0
621	champagne beech (natural) <input type="checkbox"/>	+\$0	0
642	sundance cherry <input type="checkbox"/>	+\$0	0
643	caramel cherry <input type="checkbox"/>	+\$0	0
644	henna cherry <input type="checkbox"/>	+\$0	0
645	port cherry <input type="checkbox"/>	+\$0	0
646	cocoa cherry <input type="checkbox"/>	+\$0	0
654	henna sapele <input type="checkbox"/>	+\$0	0
655	port sapele <input type="checkbox"/>	+\$0	0
656	cocoa sapele <input type="checkbox"/>	+\$0	0
657	espresso sapele <input type="checkbox"/>	+\$0	0
673	caramel walnut <input type="checkbox"/>	+\$0	0
674	henna walnut <input type="checkbox"/>	+\$0	0
675	port walnut <input type="checkbox"/>	+\$0	0
676	cocoa walnut <input type="checkbox"/>	+\$0	0
681	champagne hickory (natural) <input type="checkbox"/>	+\$0	0
2U	light brown walnut <input type="checkbox"/>	+\$0	0
40	dark brown walnut <input type="checkbox"/>	+\$0	0
ED	aged cherry <input type="checkbox"/>	+\$0	0
EK	medium red walnut <input type="checkbox"/>	+\$0	0
UL	natural maple <input type="checkbox"/>	+\$0	0
UX	walnut on cherry <input type="checkbox"/>	+\$0	0
631	champagne anigre (natural) <input type="checkbox"/>	+\$1823	1776
632	sundance anigre <input type="checkbox"/>	+\$1823	1776
633	caramel anigre <input type="checkbox"/>	+\$1823	1776
634	henna anigre <input type="checkbox"/>	+\$1823	1776
Step 7. Metal Finish			
BNZ	bronze <input type="checkbox"/>	+\$0	
CHR	chrome <input type="checkbox"/>	+\$0	
SAC	satin chrome <input type="checkbox"/>	+\$0	

H-Frame Credenza Four Units Wide

JCH4-



Product Information

Description

This four-unit wide H-frame credenza has a wooden top and includes 1/2"-thick metal frame gables on the ends. H-frame credenzas are modular and shipped partially assembled.

Notes

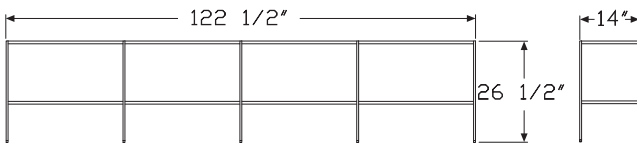
All hardware for assembly is included.

Drawer credenzas include wood boxes and self-closing hidden drawer slides.

CG six box drawer credenza includes pencil trays and felt lining in bottom of top two drawers.

When applicable, Ward Bennett Flip pulls come in matching metal finish. Santos palisander veneer is celebrated for its unique grain and color variations. Similar products ordered in multiples or dissimilar products ordered separately should be expected to have variation in both grain and color characteristics; no two products will look exactly alike.

Dimensions



Specification Information

Step 1.

JCH4

Step 2. Size

-14123 14" deep x 122 1/2" wide x 26 1/2" high

Step 3. Configuration - left unit

- C1** open shelf
- C2** two doors
- CF** two 15" file drawers
- CH** one file drawer

Step 4. Configuration - left center unit

For open shelf (-C1)

- C1** open shelf
- CG** six box drawers (top two pencil trays)

For two doors (-C2)

- C2** two doors

For two 15" file drawers (-CF)

- CF** two 15" file drawers

For one file drawer (-CH)

- CH** one file drawer

Step 5. Configuration - right center unit

For open shelf (-C1) with open shelf (C1)

- C1** open shelf
- C2** two doors
- CG** six box drawers (top two pencil trays)

For open shelf (-C1) with six box drawers (top two pencil trays) (CG)

- CF** two 15" file drawers

For two doors (-C2) with two doors (C2)

- C2** two doors

For two 15" file drawers (-CF) with two 15" file drawers (CF)

- CF** two 15" file drawers

For one file drawer (-CH) with one file drawer (CH)

- CH** one file drawer

H-Frame Credenza Four Units

Wide *continued*

Step 6. Configuration - right unit

For open shelf (-C1) with open shelf (C1) with open shelf (C1)

C1 open shelf

For open shelf (-C1) with open shelf (C1) with two doors (C2)

C2 two doors

For open shelf (-C1) with open shelf (C1) with six box drawers (top two pencil trays) (CG)

C2 two doors

For open shelf (-C1) with six box drawers (top two pencil trays) (CG) with two 15" file drawers (CF)

C2 two doors

For two doors (-C2) with two doors (C2) with two doors (C2)

C2 two doors

For two 15" file drawers (-CF) with two 15" file drawers (CF) with two 15" file drawers (CF)

CF two 15" file drawers

For one file drawer (-CH) with one file drawer (CH) with one file drawer (CH)

CH double doors left, 30" box/file right

Prices for Steps 1-6.

		CFCF	CFC2	CHCH	C1C1	C1C2	C2C2
JCH4-14123	-C1 C1	—	—	—	\$7521	—	9515
	CG	—	\$12266	—	—	—	—
	-C2 C2	—	—	—	—	—	\$11509
	-CF CF	\$12335	—	—	—	—	—
	-CH CH	—	—	\$12014	—	—	—
					CGCF	CGC2	
JCH4-14123	-C1 C1				—	—	\$11062

Step 7. Wood Finish

		-C1C1C1	-C1C1C2	-C1C1C2	-C1CGCF2	-C2C2C2
611	champagne maple (natural) <input type="checkbox"/>	+\$0	0	0	0	0
621	champagne beech (natural) <input type="checkbox"/>	+\$0	0	0	0	0
642	sundance cherry <input type="checkbox"/>	+\$0	0	0	0	0
643	caramel cherry <input type="checkbox"/>	+\$0	0	0	0	0
644	henna cherry <input type="checkbox"/>	+\$0	0	0	0	0
645	port cherry <input type="checkbox"/>	+\$0	0	0	0	0
646	cocoa cherry <input type="checkbox"/>	+\$0	0	0	0	0
654	henna sapele <input type="checkbox"/>	+\$0	0	0	0	0
655	port sapele <input type="checkbox"/>	+\$0	0	0	0	0
656	cocoa sapele <input type="checkbox"/>	+\$0	0	0	0	0
657	espresso sapele <input type="checkbox"/>	+\$0	0	0	0	0
673	caramel walnut <input type="checkbox"/>	+\$0	0	0	0	0
674	henna walnut <input type="checkbox"/>	+\$0	0	0	0	0
675	port walnut <input type="checkbox"/>	+\$0	0	0	0	0
676	cocoa walnut <input type="checkbox"/>	+\$0	0	0	0	0
681	champagne hickory (natural) <input type="checkbox"/>	+\$0	0	0	0	0
2U	light brown walnut <input type="checkbox"/>	+\$0	0	0	0	0
40	dark brown walnut <input type="checkbox"/>	+\$0	0	0	0	0
ED	aged cherry <input type="checkbox"/>	+\$0	0	0	0	0
EK	medium red walnut <input type="checkbox"/>	+\$0	0	0	0	0
UL	natural maple <input type="checkbox"/>	+\$0	0	0	0	0
UX	walnut on cherry <input type="checkbox"/>	+\$0	0	0	0	0
631	champagne anigre (natural) <input type="checkbox"/>	+\$1460	1848	2148	2382	2235
632	sundance anigre <input type="checkbox"/>	+\$1460	1848	2148	2382	2235
633	caramel anigre <input type="checkbox"/>	+\$1460	1848	2148	2382	2235
634	henna anigre <input type="checkbox"/>	+\$1460	1848	2148	2382	2235

Herman Miller Collection — Storage

H-Frame Credenza Four Units

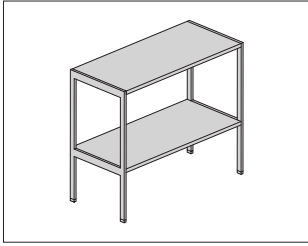
Wide *continued*

Herman Miller Collection—Storage

		-CFCFCFCF	-CHCHCH
611	champagne maple (natural) <input type="checkbox"/>	+\$0	o
621	champagne beech (natural) <input type="checkbox"/>	+\$0	o
642	sundance cherry <input type="checkbox"/>	+\$0	o
643	caramel cherry <input type="checkbox"/>	+\$0	o
644	henna cherry <input type="checkbox"/>	+\$0	o
645	port cherry <input type="checkbox"/>	+\$0	o
646	cocoa cherry <input type="checkbox"/>	+\$0	o
654	henna sapele <input type="checkbox"/>	+\$0	o
655	port sapele <input type="checkbox"/>	+\$0	o
656	cocoa sapele <input type="checkbox"/>	+\$0	o
657	espresso sapele <input type="checkbox"/>	+\$0	o
673	caramel walnut <input type="checkbox"/>	+\$0	o
674	henna walnut <input type="checkbox"/>	+\$0	o
675	port walnut <input type="checkbox"/>	+\$0	o
676	cocoa walnut <input type="checkbox"/>	+\$0	o
681	champagne hickory (natural) <input type="checkbox"/>	+\$0	o
2U	light brown walnut <input type="checkbox"/>	+\$0	o
40	dark brown walnut <input type="checkbox"/>	+\$0	o
ED	aged cherry <input type="checkbox"/>	+\$0	o
EK	medium red walnut <input type="checkbox"/>	+\$0	o
UL	natural maple <input type="checkbox"/>	+\$0	o
UX	walnut on cherry <input type="checkbox"/>	+\$0	o
631	champagne anigre (natural) <input type="checkbox"/>	+\$2395	2333
632	sundance anigre <input type="checkbox"/>	+\$2395	2333
633	caramel anigre <input type="checkbox"/>	+\$2395	2333
634	henna anigre <input type="checkbox"/>	+\$2395	2333
Step 8. Metal Finish			
BNZ	bronze <input type="checkbox"/>		+\$0
CHR	chrome <input type="checkbox"/>		+\$0
SAC	satin chrome <input type="checkbox"/>		+\$0

H-Frame Credenza Stone Top

JCH1S
JCH2S
JCH3S
JCH4S



Product Information

Description

This one-unit wide H-frame credenza has a stone top and includes 1/2"-thick metal frame gables on the ends. H-frame credenzas are modular and shipped partially assembled.

Notes

All hardware for assembly is included.

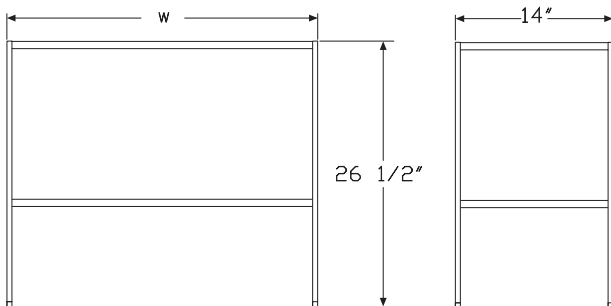
Drawer credenzas include wood boxes and self-closing hidden drawer slides.

CG six box drawer credenza includes pencil trays and felt lining in bottom of top two drawers.

When applicable, Ward Bennett Flip pulls come in matching metal finish.

Santos palisander veneer is celebrated for its unique grain and color variations. Similar products ordered in multiples or dissimilar products ordered separately should be expected to have variation in both grain and color characteristics; no two products will look exactly alike.

Dimensions



Specification Information

Step 1.

JCH A

Step 2. Size and Configuration

1S-1431-C1 14" deep x 31" wide x 26 1/2" high, 1 unit, open A

2S-1462-C1C1 14" deep x 61 1/2" wide x 26 1/2" high, 2 units, open A

3S-1492-C1C1C1 14" deep x 92" wide x 26 1/2" high, 3 units, open A

4S-14123-C1C1C1C1 14" deep x 122 1/2" wide x 26 1/2" high, 4 units, open A

Prices for Steps 1-2.

JCH1S-1431-C1	\$3095
JCH2S-1462-C1C1	\$5640
JCH3S-1492-C1C1C1	\$8184
JCH4S-14123-C1C1C1C1	\$10731

Step 3. Stone or Marble Top

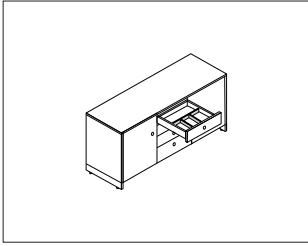
200 perfato marble <input type="checkbox"/> A	+\$0
250 verde antique marble <input type="checkbox"/> A	+\$0
400 black granite <input type="checkbox"/> A	+\$0
5U georgia grey marble <input type="checkbox"/> A	+\$0
800 autumn brown granite <input type="checkbox"/> A	+\$0
960 white carrara marble <input type="checkbox"/> A	+\$0
DP georgia white marble <input type="checkbox"/> A	+\$0
FX quebec graphite granite <input type="checkbox"/> A	+\$0
HR wisconsin black marble <input type="checkbox"/> A	+\$0

Step 4. Metal Finish

BNZ bronze <input type="checkbox"/> A	+\$0
CHR chrome <input type="checkbox"/> A	+\$0
SAC satin chrome <input type="checkbox"/> A	+\$0

Silverware Drawer Insert

JAH1-
JAS1-



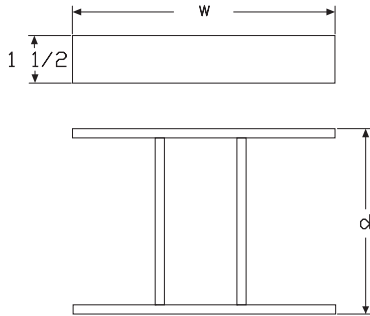
Herman Miller Collection—Storage

Product Information

Description

This drawer insert is for use with H-frame, sled, and mobile credenzas, in top box drawers. The bottom of top box drawer and silverware insert are covered with fabric.

Dimensions



Specification Information

Step 1.

JA A

Step 2. Configuration

H1-712 for use with H-frame credenza A

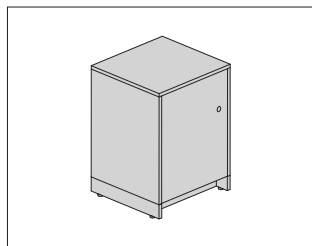
S1-1015 for use with sled base or mobile credenza A

Prices for Steps 1-2.

JAH1-712	\$344
JAS1-1015	\$344

Sled Base Pedestal

JCS1-



Product Information

Description

This one-unit wide sled base credenza has a wood top and includes 3"-high metal base on the 3/4"-thick credenza gable. Storage unit is 18"-wide. Ward Bennett Flip pulls come in matching metal finish.

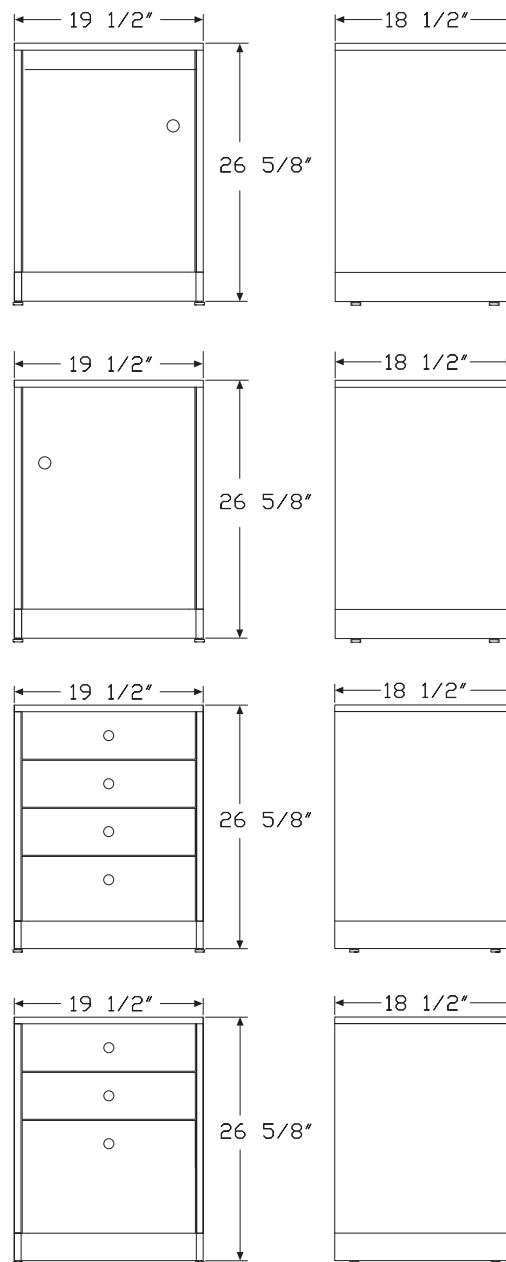
Notes

Sled base credenzas ship assembled.

Drawer credenzas include wood boxes and self-closing hidden drawer slides. Pencil tray and felt lining in bottom of drawer also included.

Santos palisander veneer is celebrated for its unique grain and color variations. Similar products ordered in multiples or dissimilar products ordered separately should be expected to have variation in both grain and color characteristics; no two products will look exactly alike.

Dimensions



Specification Information

Step 1.

JCS1

Step 2. Size

-1920 18¹/₂" deep x 19¹/₂" wide x 26⁵/₈" high

Step 3. Configuration

-B2L single door, hinged left

-B2R single door, hinged right

-B3 four box drawer

-B4 box, box, file

Prices for Steps 1-3.

JCS1-1920	-B2L	\$2981
	-B2R	\$2981
	-B3	\$3910
	-B4	\$3554

Step 4. Wood Finish

For single door, hinged left (-B2L) or single door, hinged right (-B2R)

611	champagne maple (natural) <input type="checkbox"/>	+\$0
621	champagne beech (natural) <input type="checkbox"/>	+\$0
642	sundance cherry <input type="checkbox"/>	+\$0
643	caramel cherry <input type="checkbox"/>	+\$0
644	henna cherry <input type="checkbox"/>	+\$0
645	port cherry <input type="checkbox"/>	+\$0
646	cocoa cherry <input type="checkbox"/>	+\$0
654	henna sapele <input type="checkbox"/>	+\$0
655	port sapele <input type="checkbox"/>	+\$0
656	cocoa sapele <input type="checkbox"/>	+\$0
657	espresso sapele <input type="checkbox"/>	+\$0
673	caramel walnut <input type="checkbox"/>	+\$0
674	henna walnut <input type="checkbox"/>	+\$0
675	port walnut <input type="checkbox"/>	+\$0
676	cocoa walnut <input type="checkbox"/>	+\$0
681	champagne hickory (natural) <input type="checkbox"/>	+\$0
2U	light brown walnut <input type="checkbox"/>	+\$0
40	dark brown walnut <input type="checkbox"/>	+\$0
ED	aged cherry <input type="checkbox"/>	+\$0
EK	medium red walnut <input type="checkbox"/>	+\$0
UL	natural maple <input type="checkbox"/>	+\$0
UX	walnut on cherry <input type="checkbox"/>	+\$0
631	champagne anigre (natural) <input type="checkbox"/>	+\$579
632	sundance anigre <input type="checkbox"/>	+\$579
633	caramel anigre <input type="checkbox"/>	+\$579
634	henna anigre <input type="checkbox"/>	+\$579
9N	santos palisander <input type="checkbox"/>	+\$579

Sled Base Pedestal *continued*

For four box drawer (-B3)

611	champagne maple (natural) <input type="checkbox"/>	+\$0
621	champagne beech (natural) <input type="checkbox"/>	+\$0
642	sundance cherry <input type="checkbox"/>	+\$0
643	caramel cherry <input type="checkbox"/>	+\$0
644	henna cherry <input type="checkbox"/>	+\$0
645	port cherry <input type="checkbox"/>	+\$0
646	cocoa cherry <input type="checkbox"/>	+\$0
654	henna sapele <input type="checkbox"/>	+\$0
655	port sapele <input type="checkbox"/>	+\$0
656	cocoa sapele <input type="checkbox"/>	+\$0
657	espresso sapele <input type="checkbox"/>	+\$0
673	caramel walnut <input type="checkbox"/>	+\$0
674	henna walnut <input type="checkbox"/>	+\$0
675	port walnut <input type="checkbox"/>	+\$0
676	cocoa walnut <input type="checkbox"/>	+\$0
681	champagne hickory (natural) <input type="checkbox"/>	+\$0
2U	light brown walnut <input type="checkbox"/>	+\$0
40	dark brown walnut <input type="checkbox"/>	+\$0
A2	white ash <input type="checkbox"/>	+\$0
ED	aged cherry <input type="checkbox"/>	+\$0
EK	medium red walnut <input type="checkbox"/>	+\$0
OU	walnut <input type="checkbox"/>	+\$0
UL	natural maple <input type="checkbox"/>	+\$0
UX	walnut on cherry <input type="checkbox"/>	+\$0
631	champagne anigre (natural) <input type="checkbox"/>	+\$759
632	sundance anigre <input type="checkbox"/>	+\$759
633	caramel anigre <input type="checkbox"/>	+\$759
634	henna anigre <input type="checkbox"/>	+\$759
9N	santos palisander <input type="checkbox"/>	+\$759

For box, box, file (-B4)

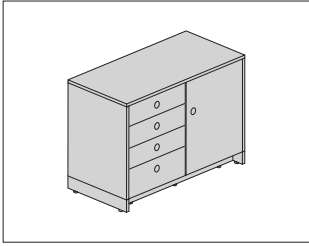
611	champagne maple (natural) <input type="checkbox"/>	+\$0
621	champagne beech (natural) <input type="checkbox"/>	+\$0
642	sundance cherry <input type="checkbox"/>	+\$0
643	caramel cherry <input type="checkbox"/>	+\$0
644	henna cherry <input type="checkbox"/>	+\$0
645	port cherry <input type="checkbox"/>	+\$0
646	cocoa cherry <input type="checkbox"/>	+\$0
654	henna sapele <input type="checkbox"/>	+\$0
655	port sapele <input type="checkbox"/>	+\$0
656	cocoa sapele <input type="checkbox"/>	+\$0
657	espresso sapele <input type="checkbox"/>	+\$0
673	caramel walnut <input type="checkbox"/>	+\$0
674	henna walnut <input type="checkbox"/>	+\$0
675	port walnut <input type="checkbox"/>	+\$0
676	cocoa walnut <input type="checkbox"/>	+\$0
681	champagne hickory (natural) <input type="checkbox"/>	+\$0
2U	light brown walnut <input type="checkbox"/>	+\$0
40	dark brown walnut <input type="checkbox"/>	+\$0
A2	white ash <input type="checkbox"/>	+\$0
ED	aged cherry <input type="checkbox"/>	+\$0
EK	medium red walnut <input type="checkbox"/>	+\$0
OU	walnut <input type="checkbox"/>	+\$0
UL	natural maple <input type="checkbox"/>	+\$0
UX	walnut on cherry <input type="checkbox"/>	+\$0
631	champagne anigre (natural) <input type="checkbox"/>	+\$690
632	sundance anigre <input type="checkbox"/>	+\$690
633	caramel anigre <input type="checkbox"/>	+\$690
634	henna anigre <input type="checkbox"/>	+\$690
9N	santos palisander <input type="checkbox"/>	+\$690

Step 5. Metal Finish

BNZ	bronze <input type="checkbox"/>	+\$0
CHR	chrome <input type="checkbox"/>	+\$0
SAC	satin chrome <input type="checkbox"/>	+\$0

Sled Base Credenza Two Units
Wide

JCS2-



Herman Miller Collection—Storage

Product Information

Description

This two-unit wide sled base credenza has a wood top and includes 3"-high metal base on the 3/4"-thick credenza gable. Storage unit is 18"-wide. Ward Bennett Flip pulls come in matching metal finish.

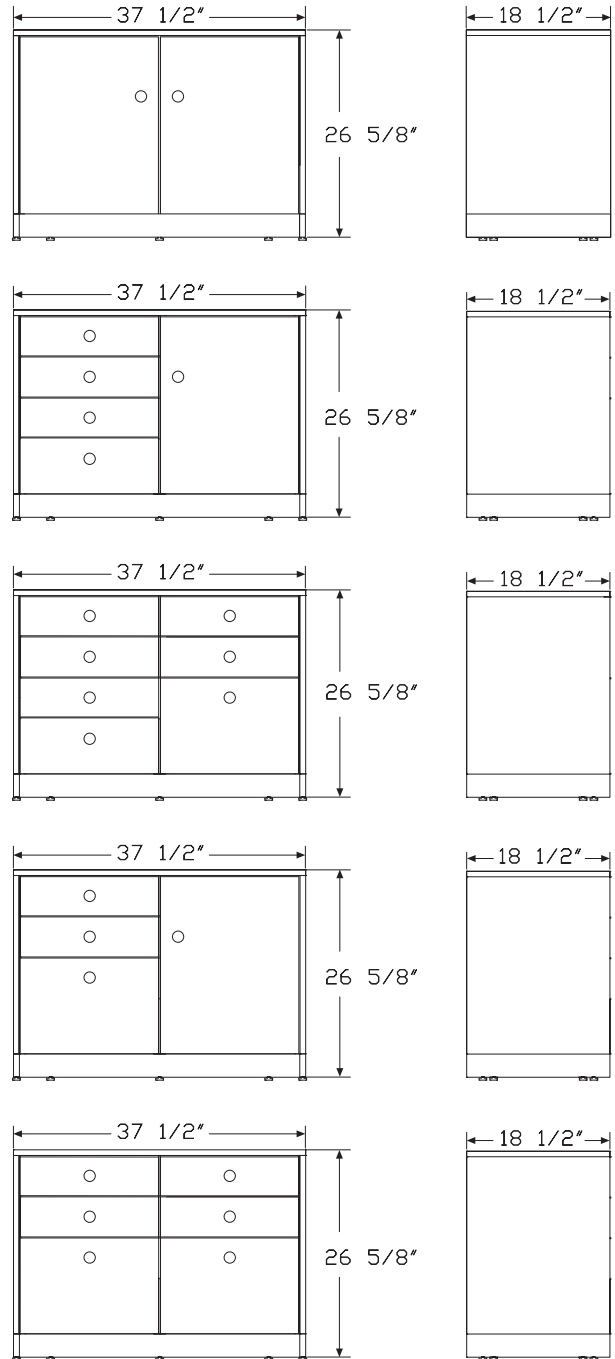
Notes

Sled base credenzas ship assembled.

Drawer credenzas include wood boxes and self-closing hidden drawer slides. Pencil tray and felt lining in bottom of drawer also included.

Santos palisander veneer is celebrated for its unique grain and color variations. Similar products ordered in multiples or dissimilar products ordered separately should be expected to have variation in both grain and color characteristics; no two products will look exactly alike.

Dimensions



Sled Base Credenza Two Units

Wide *continued*

Specification Information

Step 1.

JCS2

Step 2. Size

-1938 18¹/₂" deep x 37¹/₂" wide x 26⁵/₈" high

Step 3. Configuration

-B2B2 two doors

-B3B2 four drawers left, single door right

-B3B4 four drawers left, BBF right

-B4B2 BBF left, single door right

-B4B4 BBF left, BBF right

Prices for Steps 1-3.

JCS2-1938	-B2B2	\$4780
	-B3B2	\$5709
	-B3B4	\$6282
	-B4B2	\$5354
	-B4B4	\$5927

Step 4. Wood Finish

For two doors (-B2B2)

611	champagne maple (natural) <input type="checkbox"/>	+\$0
621	champagne beech (natural) <input type="checkbox"/>	+\$0
642	sundance cherry <input type="checkbox"/>	+\$0
643	caramel cherry <input type="checkbox"/>	+\$0
644	henna cherry <input type="checkbox"/>	+\$0
645	port cherry <input type="checkbox"/>	+\$0
646	cocoa cherry <input type="checkbox"/>	+\$0
654	henna sapele <input type="checkbox"/>	+\$0
655	port sapele <input type="checkbox"/>	+\$0
656	cocoa sapele <input type="checkbox"/>	+\$0
657	espresso sapele <input type="checkbox"/>	+\$0
673	caramel walnut <input type="checkbox"/>	+\$0
674	henna walnut <input type="checkbox"/>	+\$0
675	port walnut <input type="checkbox"/>	+\$0
676	cocoa walnut <input type="checkbox"/>	+\$0
681	champagne hickory (natural) <input type="checkbox"/>	+\$0
2U	light brown walnut <input type="checkbox"/>	+\$0
40	dark brown walnut <input type="checkbox"/>	+\$0
ED	aged cherry <input type="checkbox"/>	+\$0
EK	medium red walnut <input type="checkbox"/>	+\$0
UL	natural maple <input type="checkbox"/>	+\$0
UX	walnut on cherry <input type="checkbox"/>	+\$0
631	champagne anigre (natural) <input type="checkbox"/>	+\$928
632	sundance anigre <input type="checkbox"/>	+\$928
633	caramel anigre <input type="checkbox"/>	+\$928
634	henna anigre <input type="checkbox"/>	+\$928
9N	santos palisander <input type="checkbox"/>	+\$928

Sled Base Credenza Two Units

Wide *continued*

For four drawers left, single door right (-B3B2)

611	champagne maple (natural) A	+\$0
621	champagne beech (natural) A	+\$0
642	sundance cherry A	+\$0
643	caramel cherry A	+\$0
644	henna cherry A	+\$0
645	port cherry A	+\$0
646	cocoa cherry A	+\$0
654	henna sapele A	+\$0
655	port sapele A	+\$0
656	cocoa sapele A	+\$0
657	espresso sapele A	+\$0
673	caramel walnut A	+\$0
674	henna walnut A	+\$0
675	port walnut A	+\$0
676	cocoa walnut A	+\$0
681	champagne hickory (natural) A	+\$0
2U	light brown walnut A	+\$0
40	dark brown walnut A	+\$0
A2	white ash A	+\$0
ED	aged cherry A	+\$0
EK	medium red walnut A	+\$0
OU	walnut A	+\$0
UL	natural maple A	+\$0
UX	walnut on cherry A	+\$0
631	champagne anigre (natural) A	+\$1109
632	sundance anigre A	+\$1109
633	caramel anigre A	+\$1109
634	henna anigre A	+\$1109
9N	santos palisander A	+\$1109

For four drawers left, BBF right (-B3B4)

611	champagne maple (natural) A	+\$0
621	champagne beech (natural) A	+\$0
642	sundance cherry A	+\$0
643	caramel cherry A	+\$0
644	henna cherry A	+\$0
645	port cherry A	+\$0
646	cocoa cherry A	+\$0
654	henna sapele A	+\$0
655	port sapele A	+\$0
656	cocoa sapele A	+\$0
657	espresso sapele A	+\$0
673	caramel walnut A	+\$0
674	henna walnut A	+\$0
675	port walnut A	+\$0
676	cocoa walnut A	+\$0
681	champagne hickory (natural) A	+\$0
2U	light brown walnut A	+\$0
40	dark brown walnut A	+\$0
A2	white ash A	+\$0
ED	aged cherry A	+\$0
EK	medium red walnut A	+\$0
OU	walnut A	+\$0
UL	natural maple A	+\$0
UX	walnut on cherry A	+\$0
631	champagne anigre (natural) A	+\$1220
632	sundance anigre A	+\$1220
633	caramel anigre A	+\$1220
634	henna anigre A	+\$1220
9N	santos palisander A	+\$1220

Sled Base Credenza Two Units Wide *continued*

For BBF left, single door right (-B4B2)

611	champagne maple (natural) <input type="checkbox"/>	+\$0
621	champagne beech (natural) <input type="checkbox"/>	+\$0
642	sundance cherry <input type="checkbox"/>	+\$0
643	caramel cherry <input type="checkbox"/>	+\$0
644	henna cherry <input type="checkbox"/>	+\$0
645	port cherry <input type="checkbox"/>	+\$0
646	cocoa cherry <input type="checkbox"/>	+\$0
654	henna sapele <input type="checkbox"/>	+\$0
655	port sapele <input type="checkbox"/>	+\$0
656	cocoa sapele <input type="checkbox"/>	+\$0
657	espresso sapele <input type="checkbox"/>	+\$0
673	caramel walnut <input type="checkbox"/>	+\$0
674	henna walnut <input type="checkbox"/>	+\$0
675	port walnut <input type="checkbox"/>	+\$0
676	cocoa walnut <input type="checkbox"/>	+\$0
681	champagne hickory (natural) <input type="checkbox"/>	+\$0
2U	light brown walnut <input type="checkbox"/>	+\$0
40	dark brown walnut <input type="checkbox"/>	+\$0
A2	white ash <input type="checkbox"/>	+\$0
ED	aged cherry <input type="checkbox"/>	+\$0
EK	medium red walnut <input type="checkbox"/>	+\$0
OU	walnut <input type="checkbox"/>	+\$0
UL	natural maple <input type="checkbox"/>	+\$0
UX	walnut on cherry <input type="checkbox"/>	+\$0
631	champagne anigre (natural) <input type="checkbox"/>	+\$1040
632	sundance anigre <input type="checkbox"/>	+\$1040
633	caramel anigre <input type="checkbox"/>	+\$1040
634	henna anigre <input type="checkbox"/>	+\$1040
9N	santos palisander <input type="checkbox"/>	+\$1040

For BBF left, BBF right (-B4B4)

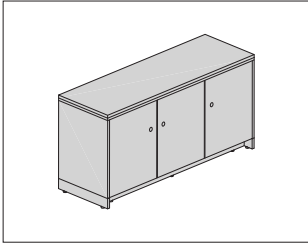
611	champagne maple (natural) <input type="checkbox"/>	+\$0
621	champagne beech (natural) <input type="checkbox"/>	+\$0
642	sundance cherry <input type="checkbox"/>	+\$0
643	caramel cherry <input type="checkbox"/>	+\$0
644	henna cherry <input type="checkbox"/>	+\$0
645	port cherry <input type="checkbox"/>	+\$0
646	cocoa cherry <input type="checkbox"/>	+\$0
654	henna sapele <input type="checkbox"/>	+\$0
655	port sapele <input type="checkbox"/>	+\$0
656	cocoa sapele <input type="checkbox"/>	+\$0
657	espresso sapele <input type="checkbox"/>	+\$0
673	caramel walnut <input type="checkbox"/>	+\$0
674	henna walnut <input type="checkbox"/>	+\$0
675	port walnut <input type="checkbox"/>	+\$0
676	cocoa walnut <input type="checkbox"/>	+\$0
681	champagne hickory (natural) <input type="checkbox"/>	+\$0
2U	light brown walnut <input type="checkbox"/>	+\$0
40	dark brown walnut <input type="checkbox"/>	+\$0
A2	white ash <input type="checkbox"/>	+\$0
ED	aged cherry <input type="checkbox"/>	+\$0
EK	medium red walnut <input type="checkbox"/>	+\$0
OU	walnut <input type="checkbox"/>	+\$0
UL	natural maple <input type="checkbox"/>	+\$0
UX	walnut on cherry <input type="checkbox"/>	+\$0
631	champagne anigre (natural) <input type="checkbox"/>	+\$1151
632	sundance anigre <input type="checkbox"/>	+\$1151
633	caramel anigre <input type="checkbox"/>	+\$1151
634	henna anigre <input type="checkbox"/>	+\$1151
9N	santos palisander <input type="checkbox"/>	+\$1151

Step 5. Metal Finish

BNZ	bronze <input type="checkbox"/>	+\$0
CHR	chrome <input type="checkbox"/>	+\$0
SAC	satın chrome <input type="checkbox"/>	+\$0

Sled Base Credenza Three Units
Wide

JCS3-



Herman Miller Collection—Storage

Product Information

Description

This three-unit wide sled base credenza has a wood top and includes 3"-high metal base on the 3/4"-thick credenza gable. Storage unit is 18"-wide. Ward Bennett Flip pulls come in matching metal finish.

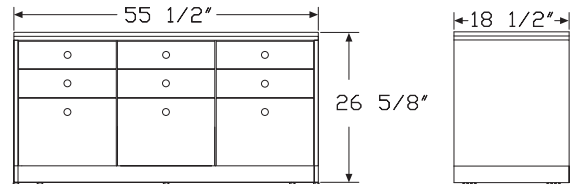
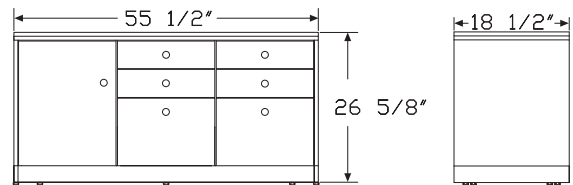
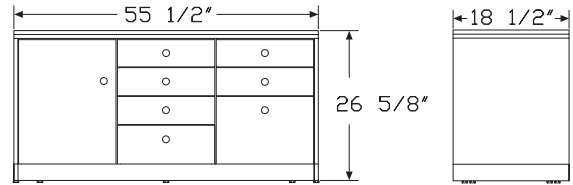
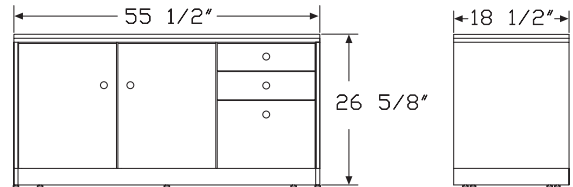
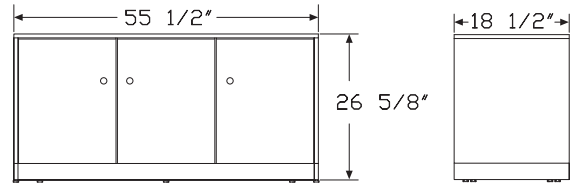
Notes

Sled base credenzas ship assembled.

Drawer credenzas include wood boxes and self-closing hidden drawer slides. Pencil tray and felt lining in bottom of drawer also included.

Santos palisander veneer is celebrated for its unique grain and color variations. Similar products ordered in multiples or dissimilar products ordered separately should be expected to have variation in both grain and color characteristics; no two products will look exactly alike.

Dimensions



Sled Base Credenza Three Units

Wide *continued*

Specification Information

Step 1.

JCS3

Step 2. Size

-1956 18¹/₂" deep x 55¹/₂" wide x 26⁵/₈" high

Step 3. Configuration

-B2B2B2 three single doors

-B2B2B4 single door left, single door center, BBF right

-B2B3B4 single door left, 4 box center, BBF right

-B2B4B4 single door left, BBF center, BBF right

-B4B4B4 BBF left, BBF center, BBF right

Prices for Steps 1-3.

JCS3-1956	-B2B2B2	\$6626
	-B2B2B4	\$7200
	-B2B3B4	\$8128
	-B2B4B4	\$7772
	-B4B4B4	\$8346

Step 4. Wood Finish

For three single doors (-B2B2B2)

611	champagne maple (natural) <input type="checkbox"/>	+\$0
621	champagne beech (natural) <input type="checkbox"/>	+\$0
642	sundance cherry <input type="checkbox"/>	+\$0
643	caramel cherry <input type="checkbox"/>	+\$0
644	henna cherry <input type="checkbox"/>	+\$0
645	port cherry <input type="checkbox"/>	+\$0
646	cocoa cherry <input type="checkbox"/>	+\$0
654	henna sapele <input type="checkbox"/>	+\$0
655	port sapele <input type="checkbox"/>	+\$0
656	cocoa sapele <input type="checkbox"/>	+\$0
657	espresso sapele <input type="checkbox"/>	+\$0
673	caramel walnut <input type="checkbox"/>	+\$0
674	henna walnut <input type="checkbox"/>	+\$0
675	port walnut <input type="checkbox"/>	+\$0
676	cocoa walnut <input type="checkbox"/>	+\$0
681	champagne hickory (natural) <input type="checkbox"/>	+\$0
2U	light brown walnut <input type="checkbox"/>	+\$0
40	dark brown walnut <input type="checkbox"/>	+\$0
ED	aged cherry <input type="checkbox"/>	+\$0
EK	medium red walnut <input type="checkbox"/>	+\$0
UL	natural maple <input type="checkbox"/>	+\$0
UX	walnut on cherry <input type="checkbox"/>	+\$0
631	champagne anigre (natural) <input type="checkbox"/>	+\$1287
632	sundance anigre <input type="checkbox"/>	+\$1287
633	caramel anigre <input type="checkbox"/>	+\$1287
634	henna anigre <input type="checkbox"/>	+\$1287
9N	santos palisander <input type="checkbox"/>	+\$1287

Sled Base Credenza Three Units

Wide *continued*

For single door left, single door center, BBF right (-B2B2B4)

611	champagne maple (natural) A	+\$0
621	champagne beech (natural) A	+\$0
642	sundance cherry A	+\$0
643	caramel cherry A	+\$0
644	henna cherry A	+\$0
645	port cherry A	+\$0
646	cocoa cherry A	+\$0
654	henna sapele A	+\$0
655	port sapele A	+\$0
656	cocoa sapele A	+\$0
657	espresso sapele A	+\$0
673	caramel walnut A	+\$0
674	henna walnut A	+\$0
675	port walnut A	+\$0
676	cocoa walnut A	+\$0
681	champagne hickory (natural) A	+\$0
2U	light brown walnut A	+\$0
40	dark brown walnut A	+\$0
A2	white ash A	+\$0
ED	aged cherry A	+\$0
EK	medium red walnut A	+\$0
OU	walnut A	+\$0
UL	natural maple A	+\$0
UX	walnut on cherry A	+\$0
631	champagne anigre (natural) A	+\$1398
632	sundance anigre A	+\$1398
633	caramel anigre A	+\$1398
634	henna anigre A	+\$1398
9N	santos palisander A	+\$1398

For single door left, 4 box center, BBF right (-B2B3B4)

611	champagne maple (natural) A	+\$0
621	champagne beech (natural) A	+\$0
642	sundance cherry A	+\$0
643	caramel cherry A	+\$0
644	henna cherry A	+\$0
645	port cherry A	+\$0
646	cocoa cherry A	+\$0
654	henna sapele A	+\$0
655	port sapele A	+\$0
656	cocoa sapele A	+\$0
657	espresso sapele A	+\$0
673	caramel walnut A	+\$0
674	henna walnut A	+\$0
675	port walnut A	+\$0
676	cocoa walnut A	+\$0
681	champagne hickory (natural) A	+\$0
2U	light brown walnut A	+\$0
40	dark brown walnut A	+\$0
A2	white ash A	+\$0
ED	aged cherry A	+\$0
EK	medium red walnut A	+\$0
OU	walnut A	+\$0
UL	natural maple A	+\$0
UX	walnut on cherry A	+\$0
631	champagne anigre (natural) A	+\$1578
632	sundance anigre A	+\$1578
633	caramel anigre A	+\$1578
634	henna anigre A	+\$1578
9N	santos palisander A	+\$1578

Sled Base Credenza Three Units Wide *continued*

For single door left, BBF center, BBF right (-B2B4B4)

611	champagne maple (natural) <input type="checkbox"/>	+\$0
621	champagne beech (natural) <input type="checkbox"/>	+\$0
642	sundance cherry <input type="checkbox"/>	+\$0
643	caramel cherry <input type="checkbox"/>	+\$0
644	henna cherry <input type="checkbox"/>	+\$0
645	port cherry <input type="checkbox"/>	+\$0
646	cocoa cherry <input type="checkbox"/>	+\$0
654	henna sapele <input type="checkbox"/>	+\$0
655	port sapele <input type="checkbox"/>	+\$0
656	cocoa sapele <input type="checkbox"/>	+\$0
657	espresso sapele <input type="checkbox"/>	+\$0
673	caramel walnut <input type="checkbox"/>	+\$0
674	henna walnut <input type="checkbox"/>	+\$0
675	port walnut <input type="checkbox"/>	+\$0
676	cocoa walnut <input type="checkbox"/>	+\$0
681	champagne hickory (natural) <input type="checkbox"/>	+\$0
2U	light brown walnut <input type="checkbox"/>	+\$0
40	dark brown walnut <input type="checkbox"/>	+\$0
A2	white ash <input type="checkbox"/>	+\$0
ED	aged cherry <input type="checkbox"/>	+\$0
EK	medium red walnut <input type="checkbox"/>	+\$0
OU	walnut <input type="checkbox"/>	+\$0
UL	natural maple <input type="checkbox"/>	+\$0
UX	walnut on cherry <input type="checkbox"/>	+\$0
631	champagne anigre (natural) <input type="checkbox"/>	+\$1509
632	sundance anigre <input type="checkbox"/>	+\$1509
633	caramel anigre <input type="checkbox"/>	+\$1509
634	henna anigre <input type="checkbox"/>	+\$1509
9N	santos palisander <input type="checkbox"/>	+\$1509

For BBF left, BBF center, BBF right (-B4B4B4)

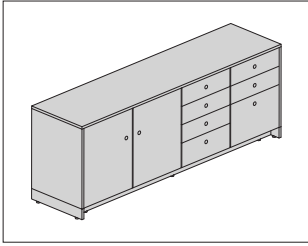
611	champagne maple (natural) <input type="checkbox"/>	+\$0
621	champagne beech (natural) <input type="checkbox"/>	+\$0
642	sundance cherry <input type="checkbox"/>	+\$0
643	caramel cherry <input type="checkbox"/>	+\$0
644	henna cherry <input type="checkbox"/>	+\$0
645	port cherry <input type="checkbox"/>	+\$0
646	cocoa cherry <input type="checkbox"/>	+\$0
654	henna sapele <input type="checkbox"/>	+\$0
655	port sapele <input type="checkbox"/>	+\$0
656	cocoa sapele <input type="checkbox"/>	+\$0
657	espresso sapele <input type="checkbox"/>	+\$0
673	caramel walnut <input type="checkbox"/>	+\$0
674	henna walnut <input type="checkbox"/>	+\$0
675	port walnut <input type="checkbox"/>	+\$0
676	cocoa walnut <input type="checkbox"/>	+\$0
681	champagne hickory (natural) <input type="checkbox"/>	+\$0
2U	light brown walnut <input type="checkbox"/>	+\$0
40	dark brown walnut <input type="checkbox"/>	+\$0
A2	white ash <input type="checkbox"/>	+\$0
ED	aged cherry <input type="checkbox"/>	+\$0
EK	medium red walnut <input type="checkbox"/>	+\$0
OU	walnut <input type="checkbox"/>	+\$0
UL	natural maple <input type="checkbox"/>	+\$0
UX	walnut on cherry <input type="checkbox"/>	+\$0
631	champagne anigre (natural) <input type="checkbox"/>	+\$1621
632	sundance anigre <input type="checkbox"/>	+\$1621
633	caramel anigre <input type="checkbox"/>	+\$1621
634	henna anigre <input type="checkbox"/>	+\$1621
9N	santos palisander <input type="checkbox"/>	+\$1621

Step 5. Metal Finish

BNZ	bronze <input type="checkbox"/>	+\$0
CHR	chrome <input type="checkbox"/>	+\$0
SAC	satin chrome <input type="checkbox"/>	+\$0

Sled Base Credenza Four Units
Wide

JCS4-



Herman Miller Collection — Storage

Product Information

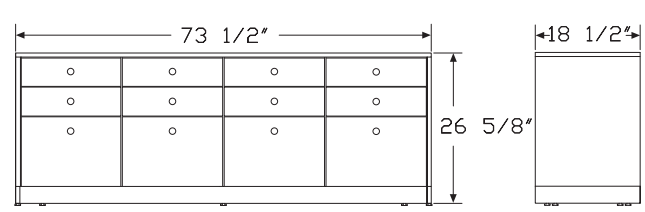
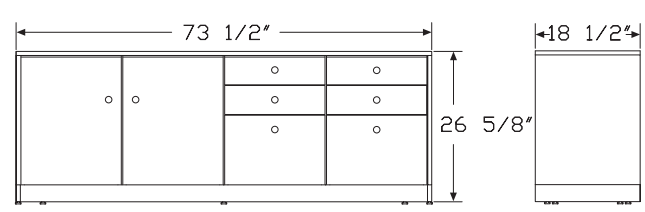
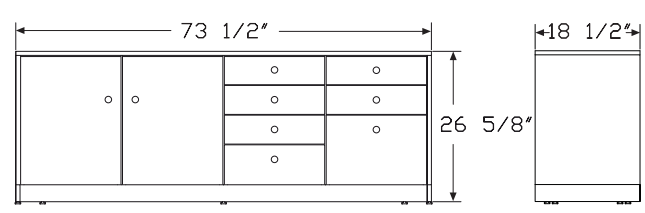
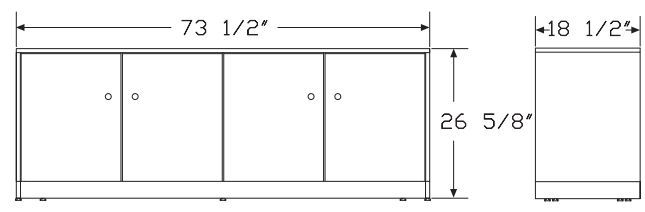
Description

This four-unit wide sled base credenza has a wood top and includes 3"-high metal base on the 3/4"-thick credenza gable. Storage unit is 18"-wide. Ward Bennett Flip pulls come in matching metal finish.

Notes

Sled base credenzas ship assembled.
 Drawer credenzas include wood boxes and self-closing hidden drawer slides. Pencil tray and felt lining in bottom of drawer also included.
 Santos palisander veneer is celebrated for its unique grain and color variations. Similar products ordered in multiples or dissimilar products ordered separately should be expected to have variation in both grain and color characteristics; no two products will look exactly alike.

Dimensions



Sled Base Credenza Four Units

Wide *continued*

Specification Information

Step 1.

JCS4

Step 2. Size

-1974 18¹/₂" deep x 73¹/₂" wide x 26⁵/₈" high

Step 3. Configuration

-B2B2B2B2 four single doors

-B2B2B3B4 single door left, single door left center, four drawers right center, BBF right

-B2B2B4B4 single door left, single door left center, BBF right center, BBF right

-B4B4B4B4 four BBF

Prices for Steps 1-3.

JCS4-1974	-B2B2B2B2	\$8460
	-B2B2B3B4	\$9962
	-B2B2B4B4	\$9607
	-B4B4B4B4	\$10753

Step 4. Wood Finish

For four single doors (-B2B2B2B2)

611	champagne maple (natural) <input type="checkbox"/>	+\$0
621	champagne beech (natural) <input type="checkbox"/>	+\$0
642	sundance cherry <input type="checkbox"/>	+\$0
643	caramel cherry <input type="checkbox"/>	+\$0
644	henna cherry <input type="checkbox"/>	+\$0
645	port cherry <input type="checkbox"/>	+\$0
646	cocoa cherry <input type="checkbox"/>	+\$0
654	henna sapele <input type="checkbox"/>	+\$0
655	port sapele <input type="checkbox"/>	+\$0
656	cocoa sapele <input type="checkbox"/>	+\$0
657	espresso sapele <input type="checkbox"/>	+\$0
673	caramel walnut <input type="checkbox"/>	+\$0
674	henna walnut <input type="checkbox"/>	+\$0
675	port walnut <input type="checkbox"/>	+\$0
676	cocoa walnut <input type="checkbox"/>	+\$0
681	champagne hickory (natural) <input type="checkbox"/>	+\$0
2U	light brown walnut <input type="checkbox"/>	+\$0
40	dark brown walnut <input type="checkbox"/>	+\$0
ED	aged cherry <input type="checkbox"/>	+\$0
EK	medium red walnut <input type="checkbox"/>	+\$0
UL	natural maple <input type="checkbox"/>	+\$0
UX	walnut on cherry <input type="checkbox"/>	+\$0
631	champagne anigre (natural) <input type="checkbox"/>	+\$1643
632	sundance anigre <input type="checkbox"/>	+\$1643
633	caramel anigre <input type="checkbox"/>	+\$1643
634	henna anigre <input type="checkbox"/>	+\$1643
9N	santos palisander <input type="checkbox"/>	+\$1643

Sled Base Credenza Four Units

Wide *continued*

For single door left, single door left center, four drawers right center, BBF right (-B2B2B3B4)

611	champagne maple (natural) <input type="checkbox"/> A	+\$0
621	champagne beech (natural) <input type="checkbox"/> A	+\$0
642	sundance cherry <input type="checkbox"/> A	+\$0
643	caramel cherry <input type="checkbox"/> A	+\$0
644	henna cherry <input type="checkbox"/> A	+\$0
645	port cherry <input type="checkbox"/> A	+\$0
646	cocoa cherry <input type="checkbox"/> A	+\$0
654	henna sapele <input type="checkbox"/> A	+\$0
655	port sapele <input type="checkbox"/> A	+\$0
656	cocoa sapele <input type="checkbox"/> A	+\$0
657	espresso sapele <input type="checkbox"/> A	+\$0
673	caramel walnut <input type="checkbox"/> A	+\$0
674	henna walnut <input type="checkbox"/> A	+\$0
675	port walnut <input type="checkbox"/> A	+\$0
676	cocoa walnut <input type="checkbox"/> A	+\$0
681	champagne hickory (natural) <input type="checkbox"/> A	+\$0
2U	light brown walnut <input type="checkbox"/> A	+\$0
40	dark brown walnut <input type="checkbox"/> A	+\$0
A2	white ash <input type="checkbox"/> A	+\$0
ED	aged cherry <input type="checkbox"/> A	+\$0
EK	medium red walnut <input type="checkbox"/> A	+\$0
OU	walnut <input type="checkbox"/> A	+\$0
UL	natural maple <input type="checkbox"/> A	+\$0
UX	walnut on cherry <input type="checkbox"/> A	+\$0
631	champagne anigre (natural) <input type="checkbox"/> A	+\$1934
632	sundance anigre <input type="checkbox"/> A	+\$1934
633	caramel anigre <input type="checkbox"/> A	+\$1934
634	henna anigre <input type="checkbox"/> A	+\$1934
9N	santos palisander <input type="checkbox"/> A	+\$1934

For single door left, single door left center, BBF right center, BBF right (-B2B2B4B4)

611	champagne maple (natural) <input type="checkbox"/> A	+\$0
621	champagne beech (natural) <input type="checkbox"/> A	+\$0
642	sundance cherry <input type="checkbox"/> A	+\$0
643	caramel cherry <input type="checkbox"/> A	+\$0
644	henna cherry <input type="checkbox"/> A	+\$0
645	port cherry <input type="checkbox"/> A	+\$0
646	cocoa cherry <input type="checkbox"/> A	+\$0
654	henna sapele <input type="checkbox"/> A	+\$0
655	port sapele <input type="checkbox"/> A	+\$0
656	cocoa sapele <input type="checkbox"/> A	+\$0
657	espresso sapele <input type="checkbox"/> A	+\$0
673	caramel walnut <input type="checkbox"/> A	+\$0
674	henna walnut <input type="checkbox"/> A	+\$0
675	port walnut <input type="checkbox"/> A	+\$0
676	cocoa walnut <input type="checkbox"/> A	+\$0
681	champagne hickory (natural) <input type="checkbox"/> A	+\$0
2U	light brown walnut <input type="checkbox"/> A	+\$0
40	dark brown walnut <input type="checkbox"/> A	+\$0
A2	white ash <input type="checkbox"/> A	+\$0
ED	aged cherry <input type="checkbox"/> A	+\$0
EK	medium red walnut <input type="checkbox"/> A	+\$0
OU	walnut <input type="checkbox"/> A	+\$0
UL	natural maple <input type="checkbox"/> A	+\$0
UX	walnut on cherry <input type="checkbox"/> A	+\$0
631	champagne anigre (natural) <input type="checkbox"/> A	+\$1865
632	sundance anigre <input type="checkbox"/> A	+\$1865
633	caramel anigre <input type="checkbox"/> A	+\$1865
634	henna anigre <input type="checkbox"/> A	+\$1865
9N	santos palisander <input type="checkbox"/> A	+\$1865

Sled Base Credenza Four Units

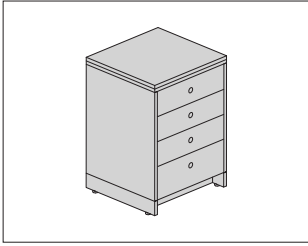
Wide *continued*

For four BBF (-B4B4B4B4)

611	champagne maple (natural) <input type="checkbox"/>	+\$0
621	champagne beech (natural) <input type="checkbox"/>	+\$0
642	sundance cherry <input type="checkbox"/>	+\$0
643	caramel cherry <input type="checkbox"/>	+\$0
644	henna cherry <input type="checkbox"/>	+\$0
645	port cherry <input type="checkbox"/>	+\$0
646	cocoa cherry <input type="checkbox"/>	+\$0
654	henna sapele <input type="checkbox"/>	+\$0
655	port sapele <input type="checkbox"/>	+\$0
656	cocoa sapele <input type="checkbox"/>	+\$0
657	espresso sapele <input type="checkbox"/>	+\$0
673	caramel walnut <input type="checkbox"/>	+\$0
674	henna walnut <input type="checkbox"/>	+\$0
675	port walnut <input type="checkbox"/>	+\$0
676	cocoa walnut <input type="checkbox"/>	+\$0
681	champagne hickory (natural) <input type="checkbox"/>	+\$0
2U	light brown walnut <input type="checkbox"/>	+\$0
40	dark brown walnut <input type="checkbox"/>	+\$0
A2	white ash <input type="checkbox"/>	+\$0
ED	aged cherry <input type="checkbox"/>	+\$0
EK	medium red walnut <input type="checkbox"/>	+\$0
OU	walnut <input type="checkbox"/>	+\$0
UL	natural maple <input type="checkbox"/>	+\$0
UX	walnut on cherry <input type="checkbox"/>	+\$0
631	champagne anigre (natural) <input type="checkbox"/>	+\$2088
632	sundance anigre <input type="checkbox"/>	+\$2088
633	caramel anigre <input type="checkbox"/>	+\$2088
634	henna anigre <input type="checkbox"/>	+\$2088
9N	santos palisander <input type="checkbox"/>	+\$2088

Step 5. Metal Finish

BNZ	bronze <input type="checkbox"/>	+\$0
CHR	chrome <input type="checkbox"/>	+\$0
SAC	satin chrome <input type="checkbox"/>	+\$0



Product Information

Description

This one-unit wide sled base credenza has a stone top and includes 3"-high metal base on the 3/4"-thick credenza gable. Storage unit is 18"-wide. Ward Bennett Flip pulls come in matching metal finish.

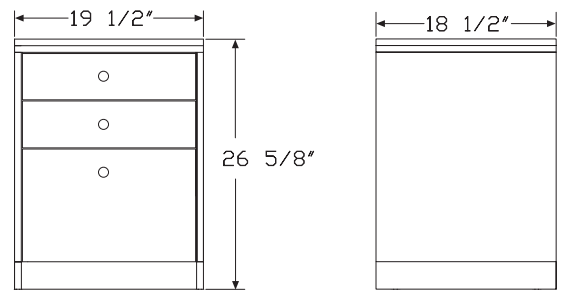
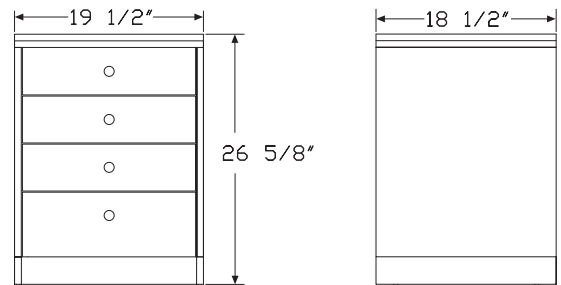
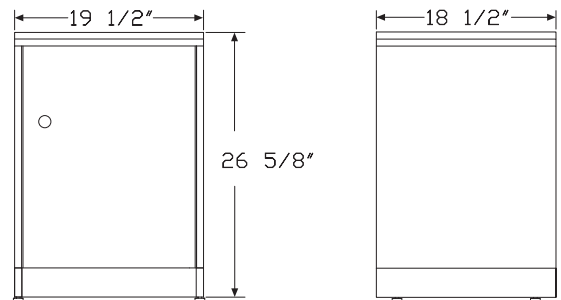
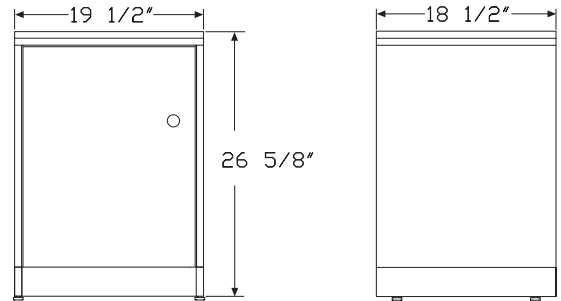
Notes

Sled base credenzas ship assembled.

Drawer credenzas include wood boxes and self-closing hidden drawer slides. Pencil tray and felt lining in bottom of drawer also included.

Santos palisander veneer is celebrated for its unique grain and color variations. Similar products ordered in multiples or dissimilar products ordered separately should be expected to have variation in both grain and color characteristics; no two products will look exactly alike.

Dimensions



Sled Base Pedestal Stone Top

continued

Specification Information

Step 1.

JCS1S

Step 2. Size

-1920 18¹/₂" deep x 19¹/₂" wide x 26⁵/₈" high

Step 3. Configuration

-B2L single door, hinged left

-B2R single door, hinged right

-B3 four box drawer

-B4 box, box, file

Prices for Steps 1-3.

	-B2L	-B2R	-B3	-B4
JCS1S -1920	\$3875	3875	4803	4449

Step 4. Wood Finish

For single door, hinged left (-B2L) or single door, hinged right (-B2R)

611 champagne maple (natural) <input type="checkbox"/>	+\$0
621 champagne beech (natural) <input type="checkbox"/>	+\$0
642 sundance cherry <input type="checkbox"/>	+\$0
643 caramel cherry <input type="checkbox"/>	+\$0
644 henna cherry <input type="checkbox"/>	+\$0
645 port cherry <input type="checkbox"/>	+\$0
646 cocoa cherry <input type="checkbox"/>	+\$0
654 henna sapele <input type="checkbox"/>	+\$0
655 port sapele <input type="checkbox"/>	+\$0
656 cocoa sapele <input type="checkbox"/>	+\$0
657 espresso sapele <input type="checkbox"/>	+\$0
673 caramel walnut <input type="checkbox"/>	+\$0
674 henna walnut <input type="checkbox"/>	+\$0
675 port walnut <input type="checkbox"/>	+\$0
676 cocoa walnut <input type="checkbox"/>	+\$0
681 champagne hickory (natural) <input type="checkbox"/>	+\$0
2U light brown walnut <input type="checkbox"/>	+\$0
40 dark brown walnut <input type="checkbox"/>	+\$0
ED aged cherry <input type="checkbox"/>	+\$0
EK medium red walnut <input type="checkbox"/>	+\$0
UL natural maple <input type="checkbox"/>	+\$0
UX walnut on cherry <input type="checkbox"/>	+\$0
631 champagne anigre (natural) <input type="checkbox"/>	+\$752
632 sundance anigre <input type="checkbox"/>	+\$752
633 caramel anigre <input type="checkbox"/>	+\$752
634 henna anigre <input type="checkbox"/>	+\$752
9N santos palisander <input type="checkbox"/>	+\$752

For four box drawer (-B3)

611 champagne maple (natural) <input type="checkbox"/>	+\$0
621 champagne beech (natural) <input type="checkbox"/>	+\$0
642 sundance cherry <input type="checkbox"/>	+\$0
643 caramel cherry <input type="checkbox"/>	+\$0
644 henna cherry <input type="checkbox"/>	+\$0
645 port cherry <input type="checkbox"/>	+\$0
646 cocoa cherry <input type="checkbox"/>	+\$0
654 henna sapele <input type="checkbox"/>	+\$0
655 port sapele <input type="checkbox"/>	+\$0
656 cocoa sapele <input type="checkbox"/>	+\$0
657 espresso sapele <input type="checkbox"/>	+\$0
673 caramel walnut <input type="checkbox"/>	+\$0
674 henna walnut <input type="checkbox"/>	+\$0
675 port walnut <input type="checkbox"/>	+\$0
676 cocoa walnut <input type="checkbox"/>	+\$0
681 champagne hickory (natural) <input type="checkbox"/>	+\$0
2U light brown walnut <input type="checkbox"/>	+\$0
40 dark brown walnut <input type="checkbox"/>	+\$0
A2 white ash <input type="checkbox"/>	+\$0
ED aged cherry <input type="checkbox"/>	+\$0
EK medium red walnut <input type="checkbox"/>	+\$0
OU walnut <input type="checkbox"/>	+\$0
UL natural maple <input type="checkbox"/>	+\$0
UX walnut on cherry <input type="checkbox"/>	+\$0
631 champagne anigre (natural) <input type="checkbox"/>	+\$933
632 sundance anigre <input type="checkbox"/>	+\$933
633 caramel anigre <input type="checkbox"/>	+\$933
634 henna anigre <input type="checkbox"/>	+\$933
9N santos palisander <input type="checkbox"/>	+\$933

Sled Base Pedestal Stone Top

continued

For box, box, file (-B4)

611	champagne maple (natural) <input type="checkbox"/>	+\$0
621	champagne beech (natural) <input type="checkbox"/>	+\$0
642	sundance cherry <input type="checkbox"/>	+\$0
643	caramel cherry <input type="checkbox"/>	+\$0
644	henna cherry <input type="checkbox"/>	+\$0
645	port cherry <input type="checkbox"/>	+\$0
646	cocoa cherry <input type="checkbox"/>	+\$0
654	henna sapele <input type="checkbox"/>	+\$0
655	port sapele <input type="checkbox"/>	+\$0
656	cocoa sapele <input type="checkbox"/>	+\$0
657	espresso sapele <input type="checkbox"/>	+\$0
673	caramel walnut <input type="checkbox"/>	+\$0
674	henna walnut <input type="checkbox"/>	+\$0
675	port walnut <input type="checkbox"/>	+\$0
676	cocoa walnut <input type="checkbox"/>	+\$0
681	champagne hickory (natural) <input type="checkbox"/>	+\$0
2U	light brown walnut <input type="checkbox"/>	+\$0
40	dark brown walnut <input type="checkbox"/>	+\$0
A2	white ash <input type="checkbox"/>	+\$0
ED	aged cherry <input type="checkbox"/>	+\$0
EK	medium red walnut <input type="checkbox"/>	+\$0
OU	walnut <input type="checkbox"/>	+\$0
UL	natural maple <input type="checkbox"/>	+\$0
UX	walnut on cherry <input type="checkbox"/>	+\$0
631	champagne anigre (natural) <input type="checkbox"/>	+\$864
632	sundance anigre <input type="checkbox"/>	+\$864
633	caramel anigre <input type="checkbox"/>	+\$864
634	henna anigre <input type="checkbox"/>	+\$864
9N	santos palisander <input type="checkbox"/>	+\$864

Step 5. Stone or Marble Top

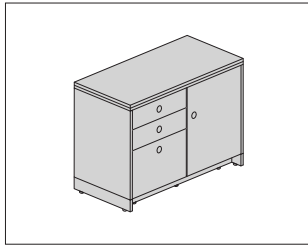
200	perfato marble <input type="checkbox"/>	+\$0
250	verde antique marble <input type="checkbox"/>	+\$0
400	black granite <input type="checkbox"/>	+\$0
5U	georgia grey marble <input type="checkbox"/>	+\$0
800	autumn brown granite <input type="checkbox"/>	+\$0
960	white carrara marble <input type="checkbox"/>	+\$0
DP	georgia white marble <input type="checkbox"/>	+\$0
FX	quebec graphite granite <input type="checkbox"/>	+\$0
HR	wisconsin black marble <input type="checkbox"/>	+\$0

Step 6. Metal Finish

BNZ	bronze <input type="checkbox"/>	+\$0
CHR	chrome <input type="checkbox"/>	+\$0
SAC	satin chrome <input type="checkbox"/>	+\$0

Sled Base Credenza Two Units Wide and Stone Top

JCS2S



Product Information

Description

This two-unit wide sled base credenza has a stone top and includes 3"-high metal base on the 3/4"-thick credenza gable. Storage unit is 18"-wide. Ward Bennett Flip pulls come in matching metal finish.

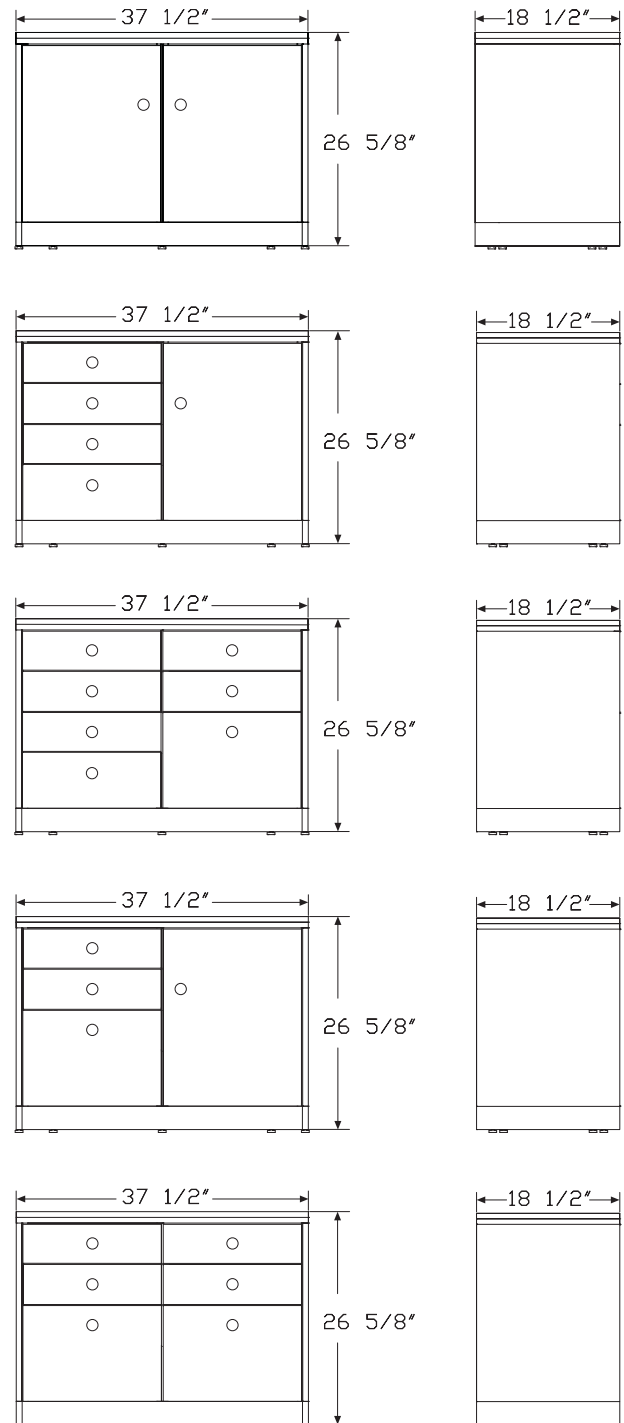
Notes

Sled base credenzas ship assembled.

Drawer credenzas include wood boxes and self-closing hidden drawer slides. Pencil tray and felt lining in bottom of drawer also included.

Santos palisander veneer is celebrated for its unique grain and color variations. Similar products ordered in multiples or dissimilar products ordered separately should be expected to have variation in both grain and color characteristics; no two products will look exactly alike.

Dimensions



Sled Base Credenza Two Units Wide and Stone Top *continued*

Specification Information

Step 1.

JCS2S A

Step 2. Size

-1938 18¹/₂" deep x 37¹/₂" wide x 26⁵/₈" high A

Step 3. Configuration

-B2B2 two doors A

-B3B2 four drawers left, single door right A

-B3B4 four drawers left, BBF right A

-B4B2 BBF left, single door right A

-B4B4 BBF left, BBF right A

Prices for Steps 1-3.

	-B2B2	-B3B2	-B3B4	-B4B2	-B4B4
JCS2S -1938	\$6569	7497	8070	7142	7716

Step 4. Wood Finish

For two doors (-B2B2)

611	champagne maple (natural) A	+\$0
621	champagne beech (natural) A	+\$0
642	sundance cherry A	+\$0
643	caramel cherry A	+\$0
644	henna cherry A	+\$0
645	port cherry A	+\$0
646	cocoa cherry A	+\$0
654	henna sapele A	+\$0
655	port sapele A	+\$0
656	cocoa sapele A	+\$0
657	espresso sapele A	+\$0
673	caramel walnut A	+\$0
674	henna walnut A	+\$0
675	port walnut A	+\$0
676	cocoa walnut A	+\$0
681	champagne hickory (natural) A	+\$0
2U	light brown walnut A	+\$0
40	dark brown walnut A	+\$0
ED	aged cherry A	+\$0
EK	medium red walnut A	+\$0
UL	natural maple A	+\$0
UX	walnut on cherry A	+\$0
631	champagne anigre (natural) A	+\$1276
632	sundance anigre A	+\$1276
633	caramel anigre A	+\$1276
634	henna anigre A	+\$1276
9N	santos palisander A	+\$1276

Sled Base Credenza Two Units Wide and Stone Top *continued*

For four drawers left, single door right (-B3B2)

611	champagne maple (natural) <input type="checkbox"/>	+\$0
621	champagne beech (natural) <input type="checkbox"/>	+\$0
642	sundance cherry <input type="checkbox"/>	+\$0
643	caramel cherry <input type="checkbox"/>	+\$0
644	henna cherry <input type="checkbox"/>	+\$0
645	port cherry <input type="checkbox"/>	+\$0
646	cocoa cherry <input type="checkbox"/>	+\$0
654	henna sapele <input type="checkbox"/>	+\$0
655	port sapele <input type="checkbox"/>	+\$0
656	cocoa sapele <input type="checkbox"/>	+\$0
657	espresso sapele <input type="checkbox"/>	+\$0
673	caramel walnut <input type="checkbox"/>	+\$0
674	henna walnut <input type="checkbox"/>	+\$0
675	port walnut <input type="checkbox"/>	+\$0
676	cocoa walnut <input type="checkbox"/>	+\$0
681	champagne hickory (natural) <input type="checkbox"/>	+\$0
2U	light brown walnut <input type="checkbox"/>	+\$0
40	dark brown walnut <input type="checkbox"/>	+\$0
A2	white ash <input type="checkbox"/>	+\$0
ED	aged cherry <input type="checkbox"/>	+\$0
EK	medium red walnut <input type="checkbox"/>	+\$0
OU	walnut <input type="checkbox"/>	+\$0
UL	natural maple <input type="checkbox"/>	+\$0
UX	walnut on cherry <input type="checkbox"/>	+\$0
631	champagne anigre (natural) <input type="checkbox"/>	+\$1456
632	sundance anigre <input type="checkbox"/>	+\$1456
633	caramel anigre <input type="checkbox"/>	+\$1456
634	henna anigre <input type="checkbox"/>	+\$1456
9N	santos palisander <input type="checkbox"/>	+\$1456

For four drawers left, BBF right (-B3B4)

611	champagne maple (natural) <input type="checkbox"/>	+\$0
621	champagne beech (natural) <input type="checkbox"/>	+\$0
642	sundance cherry <input type="checkbox"/>	+\$0
643	caramel cherry <input type="checkbox"/>	+\$0
644	henna cherry <input type="checkbox"/>	+\$0
645	port cherry <input type="checkbox"/>	+\$0
646	cocoa cherry <input type="checkbox"/>	+\$0
654	henna sapele <input type="checkbox"/>	+\$0
655	port sapele <input type="checkbox"/>	+\$0
656	cocoa sapele <input type="checkbox"/>	+\$0
657	espresso sapele <input type="checkbox"/>	+\$0
673	caramel walnut <input type="checkbox"/>	+\$0
674	henna walnut <input type="checkbox"/>	+\$0
675	port walnut <input type="checkbox"/>	+\$0
676	cocoa walnut <input type="checkbox"/>	+\$0
681	champagne hickory (natural) <input type="checkbox"/>	+\$0
2U	light brown walnut <input type="checkbox"/>	+\$0
40	dark brown walnut <input type="checkbox"/>	+\$0
A2	white ash <input type="checkbox"/>	+\$0
ED	aged cherry <input type="checkbox"/>	+\$0
EK	medium red walnut <input type="checkbox"/>	+\$0
OU	walnut <input type="checkbox"/>	+\$0
UL	natural maple <input type="checkbox"/>	+\$0
UX	walnut on cherry <input type="checkbox"/>	+\$0
631	champagne anigre (natural) <input type="checkbox"/>	+\$1567
632	sundance anigre <input type="checkbox"/>	+\$1567
633	caramel anigre <input type="checkbox"/>	+\$1567
634	henna anigre <input type="checkbox"/>	+\$1567
9N	santos palisander <input type="checkbox"/>	+\$1567

Sled Base Credenza Two Units Wide and Stone Top *continued*

For BBF left, single door right (-B4B2)

611	champagne maple (natural) <input type="checkbox"/>	+\$0
621	champagne beech (natural) <input type="checkbox"/>	+\$0
642	sundance cherry <input type="checkbox"/>	+\$0
643	caramel cherry <input type="checkbox"/>	+\$0
644	henna cherry <input type="checkbox"/>	+\$0
645	port cherry <input type="checkbox"/>	+\$0
646	cocoa cherry <input type="checkbox"/>	+\$0
654	henna sapele <input type="checkbox"/>	+\$0
655	port sapele <input type="checkbox"/>	+\$0
656	cocoa sapele <input type="checkbox"/>	+\$0
657	espresso sapele <input type="checkbox"/>	+\$0
673	caramel walnut <input type="checkbox"/>	+\$0
674	henna walnut <input type="checkbox"/>	+\$0
675	port walnut <input type="checkbox"/>	+\$0
676	cocoa walnut <input type="checkbox"/>	+\$0
681	champagne hickory (natural) <input type="checkbox"/>	+\$0
2U	light brown walnut <input type="checkbox"/>	+\$0
40	dark brown walnut <input type="checkbox"/>	+\$0
A2	white ash <input type="checkbox"/>	+\$0
ED	aged cherry <input type="checkbox"/>	+\$0
EK	medium red walnut <input type="checkbox"/>	+\$0
OU	walnut <input type="checkbox"/>	+\$0
UL	natural maple <input type="checkbox"/>	+\$0
UX	walnut on cherry <input type="checkbox"/>	+\$0
631	champagne anigre (natural) <input type="checkbox"/>	+\$1387
632	sundance anigre <input type="checkbox"/>	+\$1387
633	caramel anigre <input type="checkbox"/>	+\$1387
634	henna anigre <input type="checkbox"/>	+\$1387
9N	santos palisander <input type="checkbox"/>	+\$1387

For BBF left, BBF right (-B4B4)

611	champagne maple (natural) <input type="checkbox"/>	+\$0
621	champagne beech (natural) <input type="checkbox"/>	+\$0
642	sundance cherry <input type="checkbox"/>	+\$0
643	caramel cherry <input type="checkbox"/>	+\$0
644	henna cherry <input type="checkbox"/>	+\$0
645	port cherry <input type="checkbox"/>	+\$0
646	cocoa cherry <input type="checkbox"/>	+\$0
654	henna sapele <input type="checkbox"/>	+\$0
655	port sapele <input type="checkbox"/>	+\$0
656	cocoa sapele <input type="checkbox"/>	+\$0
657	espresso sapele <input type="checkbox"/>	+\$0
673	caramel walnut <input type="checkbox"/>	+\$0
674	henna walnut <input type="checkbox"/>	+\$0
675	port walnut <input type="checkbox"/>	+\$0
676	cocoa walnut <input type="checkbox"/>	+\$0
681	champagne hickory (natural) <input type="checkbox"/>	+\$0
2U	light brown walnut <input type="checkbox"/>	+\$0
40	dark brown walnut <input type="checkbox"/>	+\$0
A2	white ash <input type="checkbox"/>	+\$0
ED	aged cherry <input type="checkbox"/>	+\$0
EK	medium red walnut <input type="checkbox"/>	+\$0
OU	walnut <input type="checkbox"/>	+\$0
UL	natural maple <input type="checkbox"/>	+\$0
UX	walnut on cherry <input type="checkbox"/>	+\$0
631	champagne anigre (natural) <input type="checkbox"/>	+\$1498
632	sundance anigre <input type="checkbox"/>	+\$1498
633	caramel anigre <input type="checkbox"/>	+\$1498
634	henna anigre <input type="checkbox"/>	+\$1498
9N	santos palisander <input type="checkbox"/>	+\$1498

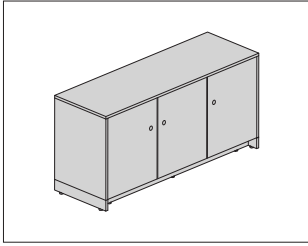
Step 5. Stone or Marble Top

200	perfato marble <input type="checkbox"/>	+\$0
250	verde antique marble <input type="checkbox"/>	+\$0
400	black granite <input type="checkbox"/>	+\$0
5U	georgia grey marble <input type="checkbox"/>	+\$0
800	autumn brown granite <input type="checkbox"/>	+\$0
960	white carrara marble <input type="checkbox"/>	+\$0
DP	georgia white marble <input type="checkbox"/>	+\$0
FX	quebec graphite granite <input type="checkbox"/>	+\$0
HR	wisconsin black marble <input type="checkbox"/>	+\$0

Step 6. Metal Finish

BNZ	bronze <input type="checkbox"/>	+\$0
CHR	chrome <input type="checkbox"/>	+\$0
SAC	satın chrome <input type="checkbox"/>	+\$0

Sled Base Credenza Three Units JCS3S
Wide and Stone Top



Product Information

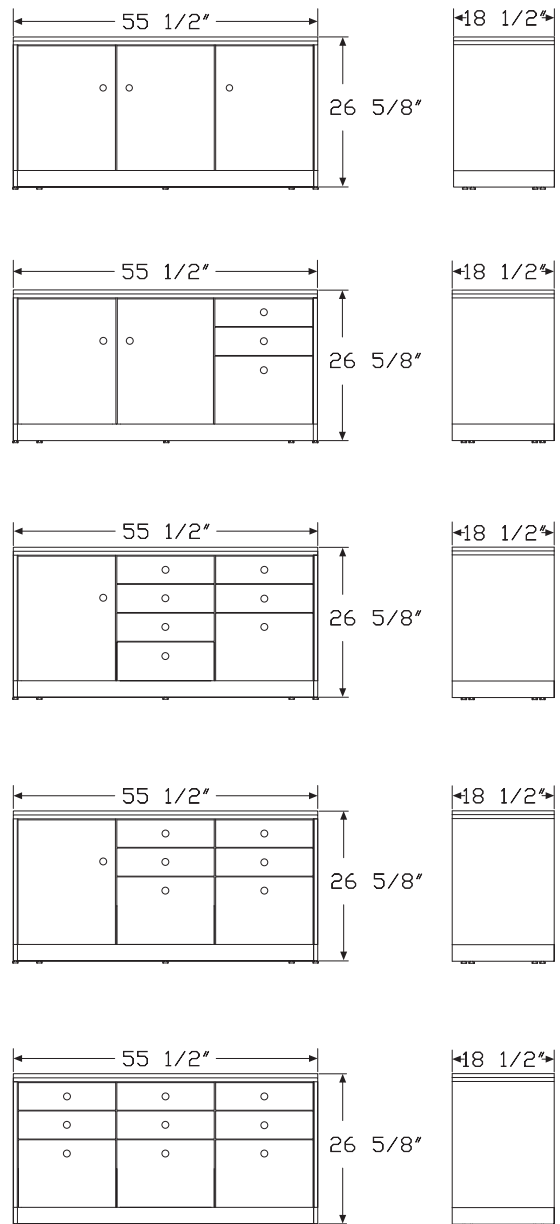
Description

This three-unit wide sled base credenza has a stone top and includes 3"-high metal base on the 3/4"-thick credenza gable. Storage unit is 18"-wide. Ward Bennett Flip pulls come in matching metal finish.

Notes

Sled base credenzas ship assembled.
 Drawer credenzas include wood boxes and self-closing hidden drawer slides. Pencil tray and felt lining in bottom of drawer also included.
 Santos palisander veneer is celebrated for its unique grain and color variations. Similar products ordered in multiples or dissimilar products ordered separately should be expected to have variation in both grain and color characteristics; no two products will look exactly alike.

Dimensions



Sled Base Credenza Three Units Wide and Stone Top *continued*

Specification Information

Step 1.

JCS3S

Step 2. Size

-1956 18¹/₂" deep x 55¹/₂" wide x 26⁵/₈" high

Step 3. Configuration

-B2B2B2 three single doors

-B2B2B4 single door left, single door center, BBF right

-B2B3B4 single door left, 4 box center, BBF right

-B2B4B4 single door left, BBF center, BBF right

-B4B4B4 BBF left, BBF center, BBF right

Prices for Steps 1-3.

	-B2B2B2	-B2B2B4	-B2B3B4	-B2B4B4	-B4B4B4
JCS3S -1956	\$8862	9435	10363	10009	10581

Step 4. Wood Finish

For three single doors (-B2B2B2)

611	champagne maple (natural) <input type="checkbox"/>	+\$0
621	champagne beech (natural) <input type="checkbox"/>	+\$0
642	sundance cherry <input type="checkbox"/>	+\$0
643	caramel cherry <input type="checkbox"/>	+\$0
644	henna cherry <input type="checkbox"/>	+\$0
645	port cherry <input type="checkbox"/>	+\$0
646	cocoa cherry <input type="checkbox"/>	+\$0
654	henna sapele <input type="checkbox"/>	+\$0
655	port sapele <input type="checkbox"/>	+\$0
656	cocoa sapele <input type="checkbox"/>	+\$0
657	espresso sapele <input type="checkbox"/>	+\$0
673	caramel walnut <input type="checkbox"/>	+\$0
674	henna walnut <input type="checkbox"/>	+\$0
675	port walnut <input type="checkbox"/>	+\$0
676	cocoa walnut <input type="checkbox"/>	+\$0
681	champagne hickory (natural) <input type="checkbox"/>	+\$0
2U	light brown walnut <input type="checkbox"/>	+\$0
40	dark brown walnut <input type="checkbox"/>	+\$0
ED	aged cherry <input type="checkbox"/>	+\$0
EK	medium red walnut <input type="checkbox"/>	+\$0
UL	natural maple <input type="checkbox"/>	+\$0
UX	walnut on cherry <input type="checkbox"/>	+\$0
631	champagne anigre (natural) <input type="checkbox"/>	+\$1721
632	sundance anigre <input type="checkbox"/>	+\$1721
633	caramel anigre <input type="checkbox"/>	+\$1721
634	henna anigre <input type="checkbox"/>	+\$1721
9N	santos palisander <input type="checkbox"/>	+\$1721

Sled Base Credenza Three Units Wide and Stone Top *continued*

For single door left, single door center, BBF right (-B2B2B4)

611	champagne maple (natural) <input type="checkbox"/>	+\$0
621	champagne beech (natural) <input type="checkbox"/>	+\$0
642	sundance cherry <input type="checkbox"/>	+\$0
643	caramel cherry <input type="checkbox"/>	+\$0
644	henna cherry <input type="checkbox"/>	+\$0
645	port cherry <input type="checkbox"/>	+\$0
646	cocoa cherry <input type="checkbox"/>	+\$0
654	henna sapele <input type="checkbox"/>	+\$0
655	port sapele <input type="checkbox"/>	+\$0
656	cocoa sapele <input type="checkbox"/>	+\$0
657	espresso sapele <input type="checkbox"/>	+\$0
673	caramel walnut <input type="checkbox"/>	+\$0
674	henna walnut <input type="checkbox"/>	+\$0
675	port walnut <input type="checkbox"/>	+\$0
676	cocoa walnut <input type="checkbox"/>	+\$0
681	champagne hickory (natural) <input type="checkbox"/>	+\$0
2U	light brown walnut <input type="checkbox"/>	+\$0
40	dark brown walnut <input type="checkbox"/>	+\$0
A2	white ash <input type="checkbox"/>	+\$0
ED	aged cherry <input type="checkbox"/>	+\$0
EK	medium red walnut <input type="checkbox"/>	+\$0
OU	walnut <input type="checkbox"/>	+\$0
UL	natural maple <input type="checkbox"/>	+\$0
UX	walnut on cherry <input type="checkbox"/>	+\$0
631	champagne anigre (natural) <input type="checkbox"/>	+\$1832
632	sundance anigre <input type="checkbox"/>	+\$1832
633	caramel anigre <input type="checkbox"/>	+\$1832
634	henna anigre <input type="checkbox"/>	+\$1832
9N	santos palisander <input type="checkbox"/>	+\$1832

For single door left, 4 box center, BBF right (-B2B3B4)

611	champagne maple (natural) <input type="checkbox"/>	+\$0
621	champagne beech (natural) <input type="checkbox"/>	+\$0
642	sundance cherry <input type="checkbox"/>	+\$0
643	caramel cherry <input type="checkbox"/>	+\$0
644	henna cherry <input type="checkbox"/>	+\$0
645	port cherry <input type="checkbox"/>	+\$0
646	cocoa cherry <input type="checkbox"/>	+\$0
654	henna sapele <input type="checkbox"/>	+\$0
655	port sapele <input type="checkbox"/>	+\$0
656	cocoa sapele <input type="checkbox"/>	+\$0
657	espresso sapele <input type="checkbox"/>	+\$0
673	caramel walnut <input type="checkbox"/>	+\$0
674	henna walnut <input type="checkbox"/>	+\$0
675	port walnut <input type="checkbox"/>	+\$0
676	cocoa walnut <input type="checkbox"/>	+\$0
681	champagne hickory (natural) <input type="checkbox"/>	+\$0
2U	light brown walnut <input type="checkbox"/>	+\$0
40	dark brown walnut <input type="checkbox"/>	+\$0
A2	white ash <input type="checkbox"/>	+\$0
ED	aged cherry <input type="checkbox"/>	+\$0
EK	medium red walnut <input type="checkbox"/>	+\$0
OU	walnut <input type="checkbox"/>	+\$0
UL	natural maple <input type="checkbox"/>	+\$0
UX	walnut on cherry <input type="checkbox"/>	+\$0
631	champagne anigre (natural) <input type="checkbox"/>	+\$2012
632	sundance anigre <input type="checkbox"/>	+\$2012
633	caramel anigre <input type="checkbox"/>	+\$2012
634	henna anigre <input type="checkbox"/>	+\$2012
9N	santos palisander <input type="checkbox"/>	+\$2012

Sled Base Credenza Three Units Wide and Stone Top *continued*

For single door left, BBF center, BBF right (-B2B4B4)

611	champagne maple (natural) <input type="checkbox"/>	+\$0
621	champagne beech (natural) <input type="checkbox"/>	+\$0
642	sundance cherry <input type="checkbox"/>	+\$0
643	caramel cherry <input type="checkbox"/>	+\$0
644	henna cherry <input type="checkbox"/>	+\$0
645	port cherry <input type="checkbox"/>	+\$0
646	cocoa cherry <input type="checkbox"/>	+\$0
654	henna sapele <input type="checkbox"/>	+\$0
655	port sapele <input type="checkbox"/>	+\$0
656	cocoa sapele <input type="checkbox"/>	+\$0
657	espresso sapele <input type="checkbox"/>	+\$0
673	caramel walnut <input type="checkbox"/>	+\$0
674	henna walnut <input type="checkbox"/>	+\$0
675	port walnut <input type="checkbox"/>	+\$0
676	cocoa walnut <input type="checkbox"/>	+\$0
681	champagne hickory (natural) <input type="checkbox"/>	+\$0
2U	light brown walnut <input type="checkbox"/>	+\$0
40	dark brown walnut <input type="checkbox"/>	+\$0
A2	white ash <input type="checkbox"/>	+\$0
ED	aged cherry <input type="checkbox"/>	+\$0
EK	medium red walnut <input type="checkbox"/>	+\$0
OU	walnut <input type="checkbox"/>	+\$0
UL	natural maple <input type="checkbox"/>	+\$0
UX	walnut on cherry <input type="checkbox"/>	+\$0
631	champagne anigre (natural) <input type="checkbox"/>	+\$1943
632	sundance anigre <input type="checkbox"/>	+\$1943
633	caramel anigre <input type="checkbox"/>	+\$1943
634	henna anigre <input type="checkbox"/>	+\$1943
9N	santos palisander <input type="checkbox"/>	+\$1943

For BBF left, BBF center, BBF right (-B4B4B4)

611	champagne maple (natural) <input type="checkbox"/>	+\$0
621	champagne beech (natural) <input type="checkbox"/>	+\$0
642	sundance cherry <input type="checkbox"/>	+\$0
643	caramel cherry <input type="checkbox"/>	+\$0
644	henna cherry <input type="checkbox"/>	+\$0
645	port cherry <input type="checkbox"/>	+\$0
646	cocoa cherry <input type="checkbox"/>	+\$0
654	henna sapele <input type="checkbox"/>	+\$0
655	port sapele <input type="checkbox"/>	+\$0
656	cocoa sapele <input type="checkbox"/>	+\$0
657	espresso sapele <input type="checkbox"/>	+\$0
673	caramel walnut <input type="checkbox"/>	+\$0
674	henna walnut <input type="checkbox"/>	+\$0
675	port walnut <input type="checkbox"/>	+\$0
676	cocoa walnut <input type="checkbox"/>	+\$0
681	champagne hickory (natural) <input type="checkbox"/>	+\$0
2U	light brown walnut <input type="checkbox"/>	+\$0
40	dark brown walnut <input type="checkbox"/>	+\$0
A2	white ash <input type="checkbox"/>	+\$0
ED	aged cherry <input type="checkbox"/>	+\$0
EK	medium red walnut <input type="checkbox"/>	+\$0
OU	walnut <input type="checkbox"/>	+\$0
UL	natural maple <input type="checkbox"/>	+\$0
UX	walnut on cherry <input type="checkbox"/>	+\$0
631	champagne anigre (natural) <input type="checkbox"/>	+\$2055
632	sundance anigre <input type="checkbox"/>	+\$2055
633	caramel anigre <input type="checkbox"/>	+\$2055
634	henna anigre <input type="checkbox"/>	+\$2055
9N	santos palisander <input type="checkbox"/>	+\$2055

Step 5. Stone or Marble Top

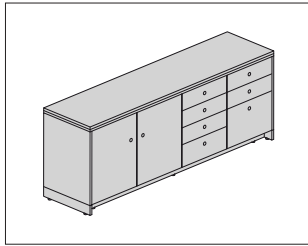
200	perfato marble <input type="checkbox"/>	+\$0
250	verde antique marble <input type="checkbox"/>	+\$0
400	black granite <input type="checkbox"/>	+\$0
5U	georgia grey marble <input type="checkbox"/>	+\$0
800	autumn brown granite <input type="checkbox"/>	+\$0
960	white carrara marble <input type="checkbox"/>	+\$0
DP	georgia white marble <input type="checkbox"/>	+\$0
FX	quebec graphite granite <input type="checkbox"/>	+\$0
HR	wisconsin black marble <input type="checkbox"/>	+\$0

Step 6. Metal Finish

BNZ	bronze <input type="checkbox"/>	+\$0
CHR	chrome <input type="checkbox"/>	+\$0
SAC	satın chrome <input type="checkbox"/>	+\$0

Sled Base Credenza Four Units Wide and Stone Top

JCS4S



Product Information

Description

This four-unit wide sled base credenza has a stone top and includes 3"-high metal base on the 3/4"-thick credenza gable. Storage unit is 18"-wide. Ward Bennett Flip pulls come in matching metal finish.

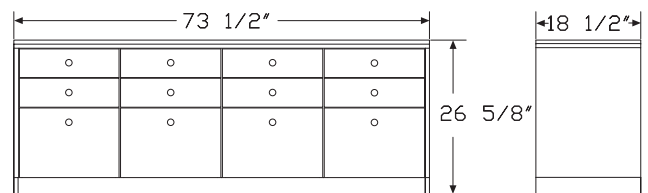
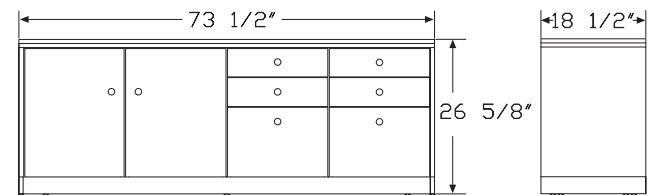
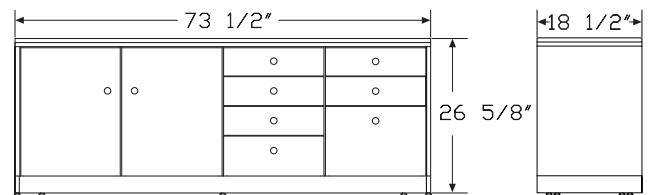
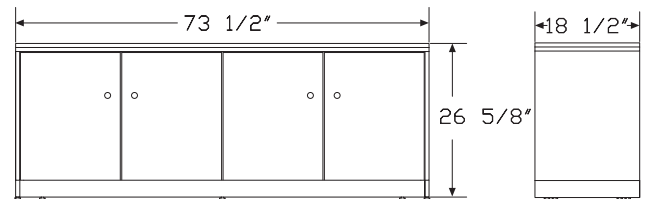
Notes

Sled base credenzas ship assembled.

Drawer credenzas include wood boxes and self-closing hidden drawer slides. Pencil tray and felt lining in bottom of drawer also included.

Santos palisander veneer is celebrated for its unique grain and color variations. Similar products ordered in multiples or dissimilar products ordered separately should be expected to have variation in both grain and color characteristics; no two products will look exactly alike.

Dimensions



Sled Base Credenza Four Units Wide and Stone Top *continued*

Specification Information

Step 1.

JCS4S

Step 2. Size

-1974 18¹/₂" deep x 73¹/₂" wide x 26⁵/₈" high

Step 3. Configuration

-B2B2B2B2 four single doors

-B2B2B3B4 single door left, single door left center, four drawers right center, BBF right

-B2B2B4B4 single door left, single door left center, BBF right center, BBF right

-B4B4B4B4 four BBF

Prices for Steps 1-3.

	-B2B2B2B2	-B2B2B3B4	-B2B2B4B4	-B4B4B4B4
JCS4S -1974	\$11591	13091	12737	13883

Step 4. Wood Finish

For four single doors (-B2B2B2B2)

611	champagne maple (natural) <input type="checkbox"/>	+\$0
621	champagne beech (natural) <input type="checkbox"/>	+\$0
642	sundance cherry <input type="checkbox"/>	+\$0
643	caramel cherry <input type="checkbox"/>	+\$0
644	henna cherry <input type="checkbox"/>	+\$0
645	port cherry <input type="checkbox"/>	+\$0
646	cocoa cherry <input type="checkbox"/>	+\$0
654	henna sapele <input type="checkbox"/>	+\$0
655	port sapele <input type="checkbox"/>	+\$0
656	cocoa sapele <input type="checkbox"/>	+\$0
657	espresso sapele <input type="checkbox"/>	+\$0
673	caramel walnut <input type="checkbox"/>	+\$0
674	henna walnut <input type="checkbox"/>	+\$0
675	port walnut <input type="checkbox"/>	+\$0
676	cocoa walnut <input type="checkbox"/>	+\$0
681	champagne hickory (natural) <input type="checkbox"/>	+\$0
2U	light brown walnut <input type="checkbox"/>	+\$0
40	dark brown walnut <input type="checkbox"/>	+\$0
ED	aged cherry <input type="checkbox"/>	+\$0
EK	medium red walnut <input type="checkbox"/>	+\$0
UL	natural maple <input type="checkbox"/>	+\$0
UX	walnut on cherry <input type="checkbox"/>	+\$0
631	champagne anigre (natural) <input type="checkbox"/>	+\$2251
632	sundance anigre <input type="checkbox"/>	+\$2251
633	caramel anigre <input type="checkbox"/>	+\$2251
634	henna anigre <input type="checkbox"/>	+\$2251
9N	santos palisander <input type="checkbox"/>	+\$2251

Sled Base Credenza Four Units Wide and Stone Top *continued*

For single door left, single door left center, four drawers right center, BBF right (-B2B2B3B4)

611	champagne maple (natural) <input type="checkbox"/>	+\$0
621	champagne beech (natural) <input type="checkbox"/>	+\$0
642	sundance cherry <input type="checkbox"/>	+\$0
643	caramel cherry <input type="checkbox"/>	+\$0
644	henna cherry <input type="checkbox"/>	+\$0
645	port cherry <input type="checkbox"/>	+\$0
646	cocoa cherry <input type="checkbox"/>	+\$0
654	henna sapele <input type="checkbox"/>	+\$0
655	port sapele <input type="checkbox"/>	+\$0
656	cocoa sapele <input type="checkbox"/>	+\$0
657	espresso sapele <input type="checkbox"/>	+\$0
673	caramel walnut <input type="checkbox"/>	+\$0
674	henna walnut <input type="checkbox"/>	+\$0
675	port walnut <input type="checkbox"/>	+\$0
676	cocoa walnut <input type="checkbox"/>	+\$0
681	champagne hickory (natural) <input type="checkbox"/>	+\$0
2U	light brown walnut <input type="checkbox"/>	+\$0
40	dark brown walnut <input type="checkbox"/>	+\$0
A2	white ash <input type="checkbox"/>	+\$0
ED	aged cherry <input type="checkbox"/>	+\$0
EK	medium red walnut <input type="checkbox"/>	+\$0
OU	walnut <input type="checkbox"/>	+\$0
UL	natural maple <input type="checkbox"/>	+\$0
UX	walnut on cherry <input type="checkbox"/>	+\$0
631	champagne anigre (natural) <input type="checkbox"/>	+\$2542
632	sundance anigre <input type="checkbox"/>	+\$2542
633	caramel anigre <input type="checkbox"/>	+\$2542
634	henna anigre <input type="checkbox"/>	+\$2542
9N	santos palisander <input type="checkbox"/>	+\$2542

For single door left, single door left center, BBF right center, BBF right (-B2B2B4B4)

611	champagne maple (natural) <input type="checkbox"/>	+\$0
621	champagne beech (natural) <input type="checkbox"/>	+\$0
642	sundance cherry <input type="checkbox"/>	+\$0
643	caramel cherry <input type="checkbox"/>	+\$0
644	henna cherry <input type="checkbox"/>	+\$0
645	port cherry <input type="checkbox"/>	+\$0
646	cocoa cherry <input type="checkbox"/>	+\$0
654	henna sapele <input type="checkbox"/>	+\$0
655	port sapele <input type="checkbox"/>	+\$0
656	cocoa sapele <input type="checkbox"/>	+\$0
657	espresso sapele <input type="checkbox"/>	+\$0
673	caramel walnut <input type="checkbox"/>	+\$0
674	henna walnut <input type="checkbox"/>	+\$0
675	port walnut <input type="checkbox"/>	+\$0
676	cocoa walnut <input type="checkbox"/>	+\$0
681	champagne hickory (natural) <input type="checkbox"/>	+\$0
2U	light brown walnut <input type="checkbox"/>	+\$0
40	dark brown walnut <input type="checkbox"/>	+\$0
A2	white ash <input type="checkbox"/>	+\$0
ED	aged cherry <input type="checkbox"/>	+\$0
EK	medium red walnut <input type="checkbox"/>	+\$0
OU	walnut <input type="checkbox"/>	+\$0
UL	natural maple <input type="checkbox"/>	+\$0
UX	walnut on cherry <input type="checkbox"/>	+\$0
631	champagne anigre (natural) <input type="checkbox"/>	+\$2473
632	sundance anigre <input type="checkbox"/>	+\$2473
633	caramel anigre <input type="checkbox"/>	+\$2473
634	henna anigre <input type="checkbox"/>	+\$2473
9N	santos palisander <input type="checkbox"/>	+\$2473

Sled Base Credenza Four Units

Wide and Stone Top *continued*

For four BBF (-B4B4B4B4)

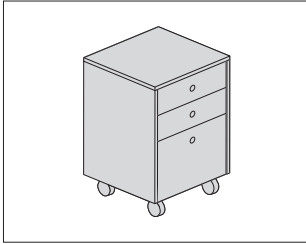
611	champagne maple (natural) <input type="checkbox"/>	+\$0
621	champagne beech (natural) <input type="checkbox"/>	+\$0
642	sundance cherry <input type="checkbox"/>	+\$0
643	caramel cherry <input type="checkbox"/>	+\$0
644	henna cherry <input type="checkbox"/>	+\$0
645	port cherry <input type="checkbox"/>	+\$0
646	cocoa cherry <input type="checkbox"/>	+\$0
654	henna sapele <input type="checkbox"/>	+\$0
655	port sapele <input type="checkbox"/>	+\$0
656	cocoa sapele <input type="checkbox"/>	+\$0
657	espresso sapele <input type="checkbox"/>	+\$0
673	caramel walnut <input type="checkbox"/>	+\$0
674	henna walnut <input type="checkbox"/>	+\$0
675	port walnut <input type="checkbox"/>	+\$0
676	cocoa walnut <input type="checkbox"/>	+\$0
681	champagne hickory (natural) <input type="checkbox"/>	+\$0
2U	light brown walnut <input type="checkbox"/>	+\$0
40	dark brown walnut <input type="checkbox"/>	+\$0
A2	white ash <input type="checkbox"/>	+\$0
ED	aged cherry <input type="checkbox"/>	+\$0
EK	medium red walnut <input type="checkbox"/>	+\$0
OU	walnut <input type="checkbox"/>	+\$0
UL	natural maple <input type="checkbox"/>	+\$0
UX	walnut on cherry <input type="checkbox"/>	+\$0
631	champagne anigre (natural) <input type="checkbox"/>	+\$2696
632	sundance anigre <input type="checkbox"/>	+\$2696
633	caramel anigre <input type="checkbox"/>	+\$2696
634	henna anigre <input type="checkbox"/>	+\$2696
9N	santos palisander <input type="checkbox"/>	+\$2696

Step 5. Stone or Marble Top

200	perfato marble <input type="checkbox"/>	+\$0
250	verde antique marble <input type="checkbox"/>	+\$0
400	black granite <input type="checkbox"/>	+\$0
5U	georgia grey marble <input type="checkbox"/>	+\$0
800	autumn brown granite <input type="checkbox"/>	+\$0
960	white carrara marble <input type="checkbox"/>	+\$0
DP	georgia white marble <input type="checkbox"/>	+\$0
FX	quebec graphite granite <input type="checkbox"/>	+\$0
HR	wisconsin black marble <input type="checkbox"/>	+\$0

Step 6. Metal Finish

BNZ	bronze <input type="checkbox"/>	+\$0
CHR	chrome <input type="checkbox"/>	+\$0
SAC	satin chrome <input type="checkbox"/>	+\$0



Product Information

Description

This one-unit wide mobile pedestal has a wood top with metal frame. The casters are black with a silver yoke and no brake. Drawers include wood boxes and self-closing hidden drawer slides. Ward Bennett Flip Pull comes in matching metal finish.

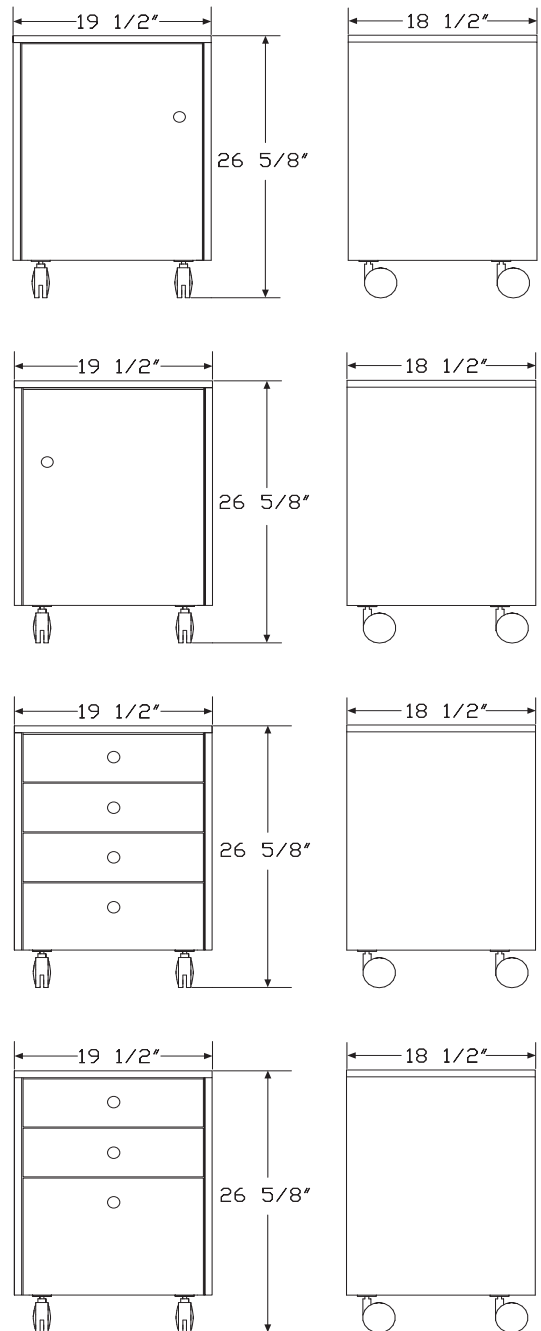
Notes

Mobile credenzas ship assembled.

B3 and B4 box drawers include pencil tray and felt lining in bottom of top drawer.

Santos palisander veneer is celebrated for its unique grain and color variations. Similar products ordered in multiples or dissimilar products ordered separately should be expected to have variation in both grain and color characteristics; no two products will look exactly alike.

Dimensions



Specification Information

Step 1.

JMS1

Step 2. Size

-1920 18¹/₂" deep x 19¹/₂" wide x 26⁵/₈" high

Step 3. Configuration

-B2L single door, hinged left

-B2R single door, hinged right

-B3 four box drawer

-B4 box, box, file

Prices for Steps 1-3.

JMS1-1920 -B2L	\$2751
-B2R	\$2751
-B3	\$3680
-B4	\$3325

Step 4. Wood Finish

For single door, hinged left (-B2L) or single door, hinged right (-B2R)

611	champagne maple (natural) <input type="checkbox"/>	+\$0
621	champagne beech (natural) <input type="checkbox"/>	+\$0
642	sundance cherry <input type="checkbox"/>	+\$0
643	caramel cherry <input type="checkbox"/>	+\$0
644	henna cherry <input type="checkbox"/>	+\$0
645	port cherry <input type="checkbox"/>	+\$0
646	cocoa cherry <input type="checkbox"/>	+\$0
654	henna sapele <input type="checkbox"/>	+\$0
655	port sapele <input type="checkbox"/>	+\$0
656	cocoa sapele <input type="checkbox"/>	+\$0
657	espresso sapele <input type="checkbox"/>	+\$0
673	caramel walnut <input type="checkbox"/>	+\$0
674	henna walnut <input type="checkbox"/>	+\$0
675	port walnut <input type="checkbox"/>	+\$0
676	cocoa walnut <input type="checkbox"/>	+\$0
681	champagne hickory (natural) <input type="checkbox"/>	+\$0
2U	light brown walnut <input type="checkbox"/>	+\$0
40	dark brown walnut <input type="checkbox"/>	+\$0
ED	aged cherry <input type="checkbox"/>	+\$0
EK	medium red walnut <input type="checkbox"/>	+\$0
UL	natural maple <input type="checkbox"/>	+\$0
UX	walnut on cherry <input type="checkbox"/>	+\$0
631	champagne anigre (natural) <input type="checkbox"/>	+\$534
632	sundance anigre <input type="checkbox"/>	+\$534
633	caramel anigre <input type="checkbox"/>	+\$534
634	henna anigre <input type="checkbox"/>	+\$534
9N	santos palisander <input type="checkbox"/>	+\$534

Sled Base Mobile Pedestal *continued*

For four box drawer (-B3)

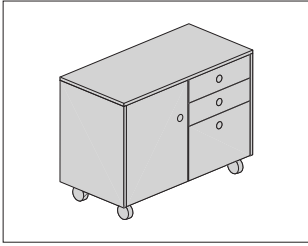
611	champagne maple (natural) <input type="checkbox"/>	+\$0
621	champagne beech (natural) <input type="checkbox"/>	+\$0
642	sundance cherry <input type="checkbox"/>	+\$0
643	caramel cherry <input type="checkbox"/>	+\$0
644	henna cherry <input type="checkbox"/>	+\$0
645	port cherry <input type="checkbox"/>	+\$0
646	cocoa cherry <input type="checkbox"/>	+\$0
654	henna sapele <input type="checkbox"/>	+\$0
655	port sapele <input type="checkbox"/>	+\$0
656	cocoa sapele <input type="checkbox"/>	+\$0
657	espresso sapele <input type="checkbox"/>	+\$0
673	caramel walnut <input type="checkbox"/>	+\$0
674	henna walnut <input type="checkbox"/>	+\$0
675	port walnut <input type="checkbox"/>	+\$0
676	cocoa walnut <input type="checkbox"/>	+\$0
681	champagne hickory (natural) <input type="checkbox"/>	+\$0
2U	light brown walnut <input type="checkbox"/>	+\$0
40	dark brown walnut <input type="checkbox"/>	+\$0
A2	white ash <input type="checkbox"/>	+\$0
ED	aged cherry <input type="checkbox"/>	+\$0
EK	medium red walnut <input type="checkbox"/>	+\$0
OU	walnut <input type="checkbox"/>	+\$0
UL	natural maple <input type="checkbox"/>	+\$0
UX	walnut on cherry <input type="checkbox"/>	+\$0
631	champagne anigre (natural) <input type="checkbox"/>	+\$715
632	sundance anigre <input type="checkbox"/>	+\$715
633	caramel anigre <input type="checkbox"/>	+\$715
634	henna anigre <input type="checkbox"/>	+\$715
9N	santos palisander <input type="checkbox"/>	+\$715

For box, box, file (-B4)

611	champagne maple (natural) <input type="checkbox"/>	+\$0
621	champagne beech (natural) <input type="checkbox"/>	+\$0
642	sundance cherry <input type="checkbox"/>	+\$0
643	caramel cherry <input type="checkbox"/>	+\$0
644	henna cherry <input type="checkbox"/>	+\$0
645	port cherry <input type="checkbox"/>	+\$0
646	cocoa cherry <input type="checkbox"/>	+\$0
654	henna sapele <input type="checkbox"/>	+\$0
655	port sapele <input type="checkbox"/>	+\$0
656	cocoa sapele <input type="checkbox"/>	+\$0
657	espresso sapele <input type="checkbox"/>	+\$0
673	caramel walnut <input type="checkbox"/>	+\$0
674	henna walnut <input type="checkbox"/>	+\$0
675	port walnut <input type="checkbox"/>	+\$0
676	cocoa walnut <input type="checkbox"/>	+\$0
681	champagne hickory (natural) <input type="checkbox"/>	+\$0
2U	light brown walnut <input type="checkbox"/>	+\$0
40	dark brown walnut <input type="checkbox"/>	+\$0
A2	white ash <input type="checkbox"/>	+\$0
ED	aged cherry <input type="checkbox"/>	+\$0
EK	medium red walnut <input type="checkbox"/>	+\$0
OU	walnut <input type="checkbox"/>	+\$0
UL	natural maple <input type="checkbox"/>	+\$0
UX	walnut on cherry <input type="checkbox"/>	+\$0
631	champagne anigre (natural) <input type="checkbox"/>	+\$646
632	sundance anigre <input type="checkbox"/>	+\$646
633	caramel anigre <input type="checkbox"/>	+\$646
634	henna anigre <input type="checkbox"/>	+\$646
9N	santos palisander <input type="checkbox"/>	+\$646

Step 5. Metal Finish

BNZ	bronze <input type="checkbox"/>	+\$0
CHR	chrome <input type="checkbox"/>	+\$0
SAC	satin chrome <input type="checkbox"/>	+\$0



Product Information

Description

This two-unit wide mobile pedestal has a wood top with metal frame. The casters are black with a silver yoke and no brake. Drawers include wood boxes and self-closing hidden drawer slides. Ward Bennett Flip pulls come in matching metal finish.

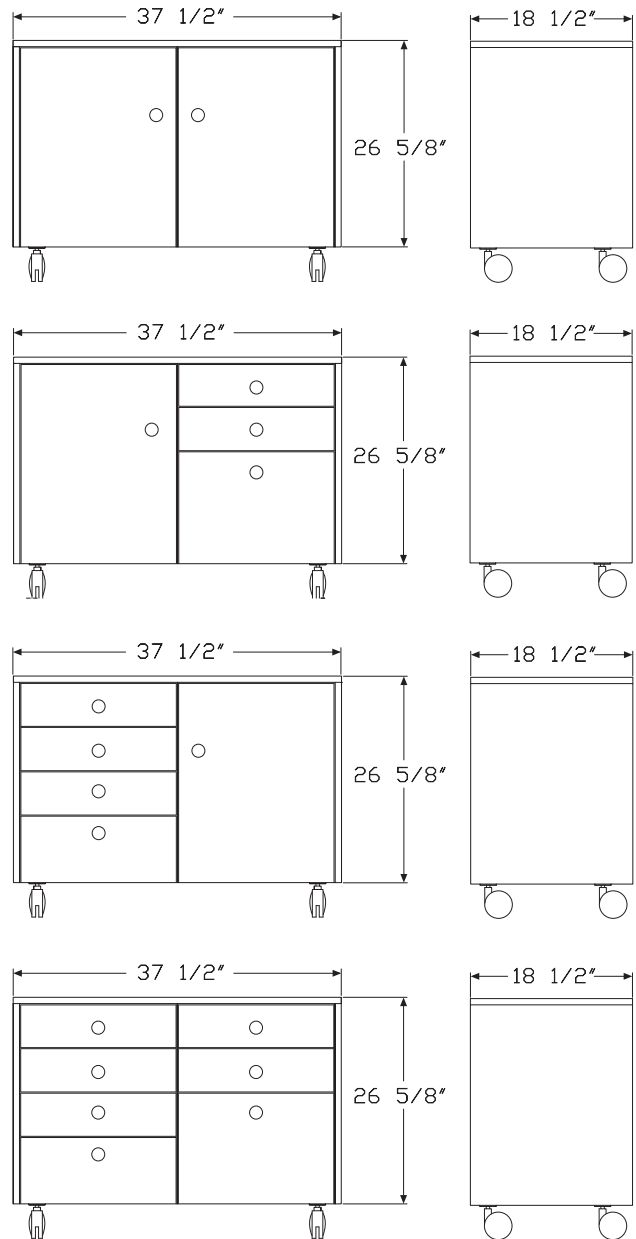
Notes

Mobile credenzas ship assembled.

B3 and B4 box drawers include pencil tray and felt lining in bottom of top drawer.

Santos palisander veneer is celebrated for its unique grain and color variations. Similar products ordered in multiples or dissimilar products ordered separately should be expected to have variation in both grain and color characteristics; no two products will look exactly alike.

Dimensions



Specification Information

Step 1.

JMS2 A

Step 2. Size

-1938 18¹/₂" deep x 37¹/₂" wide x 26⁵/₈" high A

Step 3. Configuration

-B2B2 two doors A

-B2B4 single door left, BBF right A

-B3B2 four drawers left, single door right A

-B3B4 four drawers left, BBF right A

Prices for Steps 1-3.

JMS2-1938	-B2B2	\$4608
	-B2B4	\$5182
	-B3B2	\$5537
	-B3B4	\$6111

Step 4. Wood Finish

For two doors (-B2B2)

611	champagne maple (natural) <input type="checkbox"/> A	+\$0
621	champagne beech (natural) <input type="checkbox"/> A	+\$0
642	sundance cherry <input type="checkbox"/> A	+\$0
643	caramel cherry <input type="checkbox"/> A	+\$0
644	henna cherry <input type="checkbox"/> A	+\$0
645	port cherry <input type="checkbox"/> A	+\$0
646	cocoa cherry <input type="checkbox"/> A	+\$0
654	henna sapele <input type="checkbox"/> A	+\$0
655	port sapele <input type="checkbox"/> A	+\$0
656	cocoa sapele <input type="checkbox"/> A	+\$0
657	espresso sapele <input type="checkbox"/> A	+\$0
673	caramel walnut <input type="checkbox"/> A	+\$0
674	henna walnut <input type="checkbox"/> A	+\$0
675	port walnut <input type="checkbox"/> A	+\$0
676	cocoa walnut <input type="checkbox"/> A	+\$0
681	champagne hickory (natural) <input type="checkbox"/> A	+\$0
2U	light brown walnut <input type="checkbox"/> A	+\$0
40	dark brown walnut <input type="checkbox"/> A	+\$0
ED	aged cherry <input type="checkbox"/> A	+\$0
EK	medium red walnut <input type="checkbox"/> A	+\$0
UL	natural maple <input type="checkbox"/> A	+\$0
UX	walnut on cherry <input type="checkbox"/> A	+\$0
631	champagne anigre (natural) <input type="checkbox"/> A	+\$895
632	sundance anigre <input type="checkbox"/> A	+\$895
633	caramel anigre <input type="checkbox"/> A	+\$895
634	henna anigre <input type="checkbox"/> A	+\$895
9N	santos palisander <input type="checkbox"/> A	+\$895

Sled Base Mobile Credenza *continued*

For single door left, BBF right (-B2B4)

611	champagne maple (natural) A	+\$0
621	champagne beech (natural) A	+\$0
642	sundance cherry A	+\$0
643	caramel cherry A	+\$0
644	henna cherry A	+\$0
645	port cherry A	+\$0
646	cocoa cherry A	+\$0
654	henna sapele A	+\$0
655	port sapele A	+\$0
656	cocoa sapele A	+\$0
657	espresso sapele A	+\$0
673	caramel walnut A	+\$0
674	henna walnut A	+\$0
675	port walnut A	+\$0
676	cocoa walnut A	+\$0
681	champagne hickory (natural) A	+\$0
2U	light brown walnut A	+\$0
40	dark brown walnut A	+\$0
A2	white ash A	+\$0
ED	aged cherry A	+\$0
EK	medium red walnut A	+\$0
OU	walnut A	+\$0
UL	natural maple A	+\$0
UX	walnut on cherry A	+\$0
631	champagne anigre (natural) A	+\$1006
632	sundance anigre A	+\$1006
633	caramel anigre A	+\$1006
634	henna anigre A	+\$1006
9N	santos palisander A	+\$1006

For four drawers left, single door right (-B3B2)

611	champagne maple (natural) A	+\$0
621	champagne beech (natural) A	+\$0
642	sundance cherry A	+\$0
643	caramel cherry A	+\$0
644	henna cherry A	+\$0
645	port cherry A	+\$0
646	cocoa cherry A	+\$0
654	henna sapele A	+\$0
655	port sapele A	+\$0
656	cocoa sapele A	+\$0
657	espresso sapele A	+\$0
673	caramel walnut A	+\$0
674	henna walnut A	+\$0
675	port walnut A	+\$0
676	cocoa walnut A	+\$0
681	champagne hickory (natural) A	+\$0
2U	light brown walnut A	+\$0
40	dark brown walnut A	+\$0
A2	white ash A	+\$0
ED	aged cherry A	+\$0
EK	medium red walnut A	+\$0
OU	walnut A	+\$0
UL	natural maple A	+\$0
UX	walnut on cherry A	+\$0
631	champagne anigre (natural) A	+\$1075
632	sundance anigre A	+\$1075
633	caramel anigre A	+\$1075
634	henna anigre A	+\$1075
9N	santos palisander A	+\$1075

Sled Base Mobile Credenza *continued*


For four drawers left, BBF right (-B3B4)

611	champagne maple (natural) <input type="checkbox"/>	+\$0
621	champagne beech (natural) <input type="checkbox"/>	+\$0
642	sundance cherry <input type="checkbox"/>	+\$0
643	caramel cherry <input type="checkbox"/>	+\$0
644	henna cherry <input type="checkbox"/>	+\$0
645	port cherry <input type="checkbox"/>	+\$0
646	cocoa cherry <input type="checkbox"/>	+\$0
654	henna sapele <input type="checkbox"/>	+\$0
655	port sapele <input type="checkbox"/>	+\$0
656	cocoa sapele <input type="checkbox"/>	+\$0
657	espresso sapele <input type="checkbox"/>	+\$0
673	caramel walnut <input type="checkbox"/>	+\$0
674	henna walnut <input type="checkbox"/>	+\$0
675	port walnut <input type="checkbox"/>	+\$0
676	cocoa walnut <input type="checkbox"/>	+\$0
681	champagne hickory (natural) <input type="checkbox"/>	+\$0
2U	light brown walnut <input type="checkbox"/>	+\$0
40	dark brown walnut <input type="checkbox"/>	+\$0
A2	white ash <input type="checkbox"/>	+\$0
ED	aged cherry <input type="checkbox"/>	+\$0
EK	medium red walnut <input type="checkbox"/>	+\$0
OU	walnut <input type="checkbox"/>	+\$0
UL	natural maple <input type="checkbox"/>	+\$0
UX	walnut on cherry <input type="checkbox"/>	+\$0
631	champagne anigre (natural) <input type="checkbox"/>	+\$1187
632	sundance anigre <input type="checkbox"/>	+\$1187
633	caramel anigre <input type="checkbox"/>	+\$1187
634	henna anigre <input type="checkbox"/>	+\$1187
9N	santos palisander <input type="checkbox"/>	+\$1187

Step 5. Metal Finish

BNZ	bronze <input type="checkbox"/>	+\$0
CHR	chrome <input type="checkbox"/>	+\$0
SAC	satin chrome <input type="checkbox"/>	+\$0

Sled Base Mobile Pedestal Stone Top JMS1S
Top



Product Information

Description

This one-unit wide mobile pedestal has a stone top with metal frame. Drawers include wood boxes and self-closing hidden drawer slides. The casters are black with a silver yoke and no brake. Ward Bennett Flip pull comes in matching metal finish.

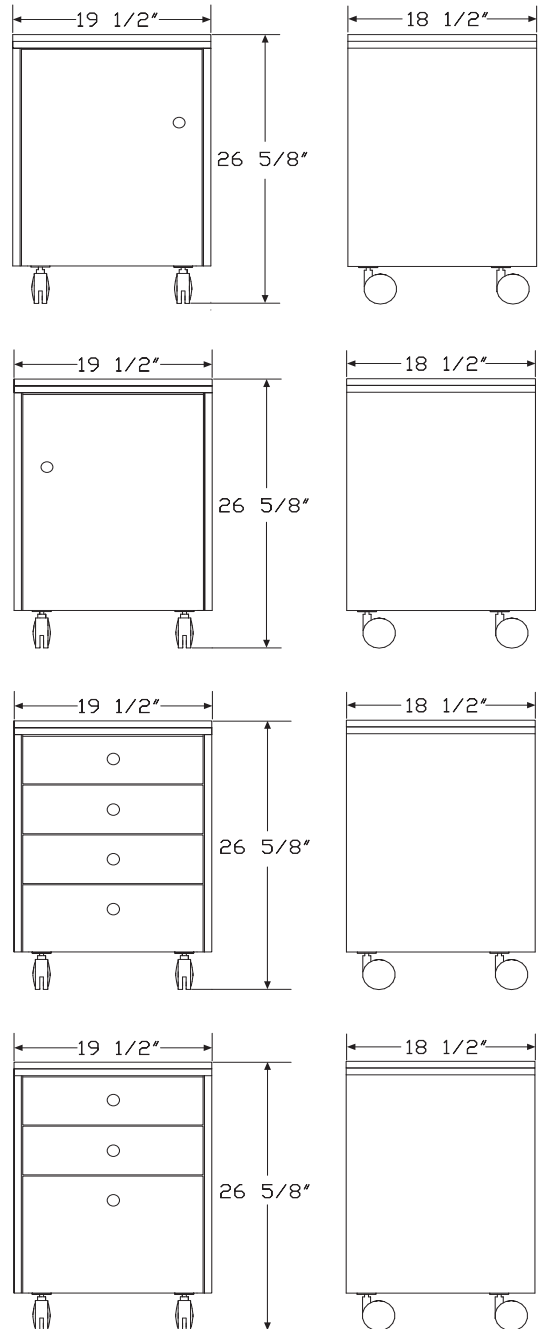
Notes

Mobile credenzas ship assembled.

B3 and B4 box drawers include pencil tray and felt lining in bottom of top drawer.

Santos palisander veneer is celebrated for its unique grain and color variations. Similar products ordered in multiples or dissimilar products ordered separately should be expected to have variation in both grain and color characteristics; no two products will look exactly alike.

Dimensions



Sled Base Mobile Pedestal Stone

Top *continued*

Specification Information

Step 1.

JMS1S

Step 2. Size

-1920 18¹/₂" deep x 19¹/₂" wide x 26⁵/₈" high

Step 3. Configuration

-B2L single door, hinged left

-B2R single door, hinged right

-B3 four box drawer

-B4 box, box, file

Prices for Steps 1-3.

	-B2L	-B2R	-B3	-B4
JMS1S -1920	\$3646	3646	4573	4219

Step 4. Wood Finish

For single door, hinged left (-B2L) or single door, hinged right (-B2R)

611 champagne maple (natural) <input type="checkbox"/>	+\$0
621 champagne beech (natural) <input type="checkbox"/>	+\$0
642 sundance cherry <input type="checkbox"/>	+\$0
643 caramel cherry <input type="checkbox"/>	+\$0
644 henna cherry <input type="checkbox"/>	+\$0
645 port cherry <input type="checkbox"/>	+\$0
646 cocoa cherry <input type="checkbox"/>	+\$0
654 henna sapele <input type="checkbox"/>	+\$0
655 port sapele <input type="checkbox"/>	+\$0
656 cocoa sapele <input type="checkbox"/>	+\$0
657 espresso sapele <input type="checkbox"/>	+\$0
673 caramel walnut <input type="checkbox"/>	+\$0
674 henna walnut <input type="checkbox"/>	+\$0
675 port walnut <input type="checkbox"/>	+\$0
676 cocoa walnut <input type="checkbox"/>	+\$0
681 champagne hickory (natural) <input type="checkbox"/>	+\$0
2U light brown walnut <input type="checkbox"/>	+\$0
40 dark brown walnut <input type="checkbox"/>	+\$0
ED aged cherry <input type="checkbox"/>	+\$0
EK medium red walnut <input type="checkbox"/>	+\$0
UL natural maple <input type="checkbox"/>	+\$0
UX walnut on cherry <input type="checkbox"/>	+\$0
631 champagne anigre (natural) <input type="checkbox"/>	+\$708
632 sundance anigre <input type="checkbox"/>	+\$708
633 caramel anigre <input type="checkbox"/>	+\$708
634 henna anigre <input type="checkbox"/>	+\$708
9N santos palisander <input type="checkbox"/>	+\$708

For four box drawer (-B3)

611 champagne maple (natural) <input type="checkbox"/>	+\$0
621 champagne beech (natural) <input type="checkbox"/>	+\$0
642 sundance cherry <input type="checkbox"/>	+\$0
643 caramel cherry <input type="checkbox"/>	+\$0
644 henna cherry <input type="checkbox"/>	+\$0
645 port cherry <input type="checkbox"/>	+\$0
646 cocoa cherry <input type="checkbox"/>	+\$0
654 henna sapele <input type="checkbox"/>	+\$0
655 port sapele <input type="checkbox"/>	+\$0
656 cocoa sapele <input type="checkbox"/>	+\$0
657 espresso sapele <input type="checkbox"/>	+\$0
673 caramel walnut <input type="checkbox"/>	+\$0
674 henna walnut <input type="checkbox"/>	+\$0
675 port walnut <input type="checkbox"/>	+\$0
676 cocoa walnut <input type="checkbox"/>	+\$0
681 champagne hickory (natural) <input type="checkbox"/>	+\$0
2U light brown walnut <input type="checkbox"/>	+\$0
40 dark brown walnut <input type="checkbox"/>	+\$0
A2 white ash <input type="checkbox"/>	+\$0
ED aged cherry <input type="checkbox"/>	+\$0
EK medium red walnut <input type="checkbox"/>	+\$0
OU walnut <input type="checkbox"/>	+\$0
UL natural maple <input type="checkbox"/>	+\$0
UX walnut on cherry <input type="checkbox"/>	+\$0
631 champagne anigre (natural) <input type="checkbox"/>	+\$888
632 sundance anigre <input type="checkbox"/>	+\$888
633 caramel anigre <input type="checkbox"/>	+\$888
634 henna anigre <input type="checkbox"/>	+\$888
9N santos palisander <input type="checkbox"/>	+\$888

Sled Base Mobile Pedestal Stone

Top *continued*

Herman Miller Collection—Storage

For box, box, file (-B4)

611	champagne maple (natural) <input type="checkbox"/>	+\$0
621	champagne beech (natural) <input type="checkbox"/>	+\$0
642	sundance cherry <input type="checkbox"/>	+\$0
643	caramel cherry <input type="checkbox"/>	+\$0
644	henna cherry <input type="checkbox"/>	+\$0
645	port cherry <input type="checkbox"/>	+\$0
646	cocoa cherry <input type="checkbox"/>	+\$0
654	henna sapele <input type="checkbox"/>	+\$0
655	port sapele <input type="checkbox"/>	+\$0
656	cocoa sapele <input type="checkbox"/>	+\$0
657	espresso sapele <input type="checkbox"/>	+\$0
673	caramel walnut <input type="checkbox"/>	+\$0
674	henna walnut <input type="checkbox"/>	+\$0
675	port walnut <input type="checkbox"/>	+\$0
676	cocoa walnut <input type="checkbox"/>	+\$0
681	champagne hickory (natural) <input type="checkbox"/>	+\$0
2U	light brown walnut <input type="checkbox"/>	+\$0
40	dark brown walnut <input type="checkbox"/>	+\$0
A2	white ash <input type="checkbox"/>	+\$0
ED	aged cherry <input type="checkbox"/>	+\$0
EK	medium red walnut <input type="checkbox"/>	+\$0
OU	walnut <input type="checkbox"/>	+\$0
UL	natural maple <input type="checkbox"/>	+\$0
UX	walnut on cherry <input type="checkbox"/>	+\$0
631	champagne anigre (natural) <input type="checkbox"/>	+\$819
632	sundance anigre <input type="checkbox"/>	+\$819
633	caramel anigre <input type="checkbox"/>	+\$819
634	henna anigre <input type="checkbox"/>	+\$819
9N	santos palisander <input type="checkbox"/>	+\$819

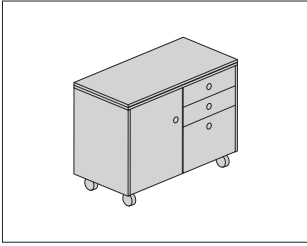
Step 5. Stone or Marble Top

200	perfato marble <input type="checkbox"/>	+\$0
250	verde antique marble <input type="checkbox"/>	+\$0
400	black granite <input type="checkbox"/>	+\$0
5U	georgia grey marble <input type="checkbox"/>	+\$0
800	autumn brown granite <input type="checkbox"/>	+\$0
960	white carrara marble <input type="checkbox"/>	+\$0
DP	georgia white marble <input type="checkbox"/>	+\$0
FX	quebec graphite granite <input type="checkbox"/>	+\$0
HR	wisconsin black marble <input type="checkbox"/>	+\$0

Step 6. Metal Finish

BNZ	bronze <input type="checkbox"/>	+\$0
CHR	chrome <input type="checkbox"/>	+\$0
SAC	satin chrome <input type="checkbox"/>	+\$0

Sled Base Mobile Credenza Stone Top JMS2S
Top



Product Information

Description

This two-unit wide mobile pedestal has a stone top with metal frame. The casters are black with a silver yoke and no brake. Drawers include wood boxes and self-closing hidden drawer slides. Ward Bennett Flip pulls come in matching metal finish.

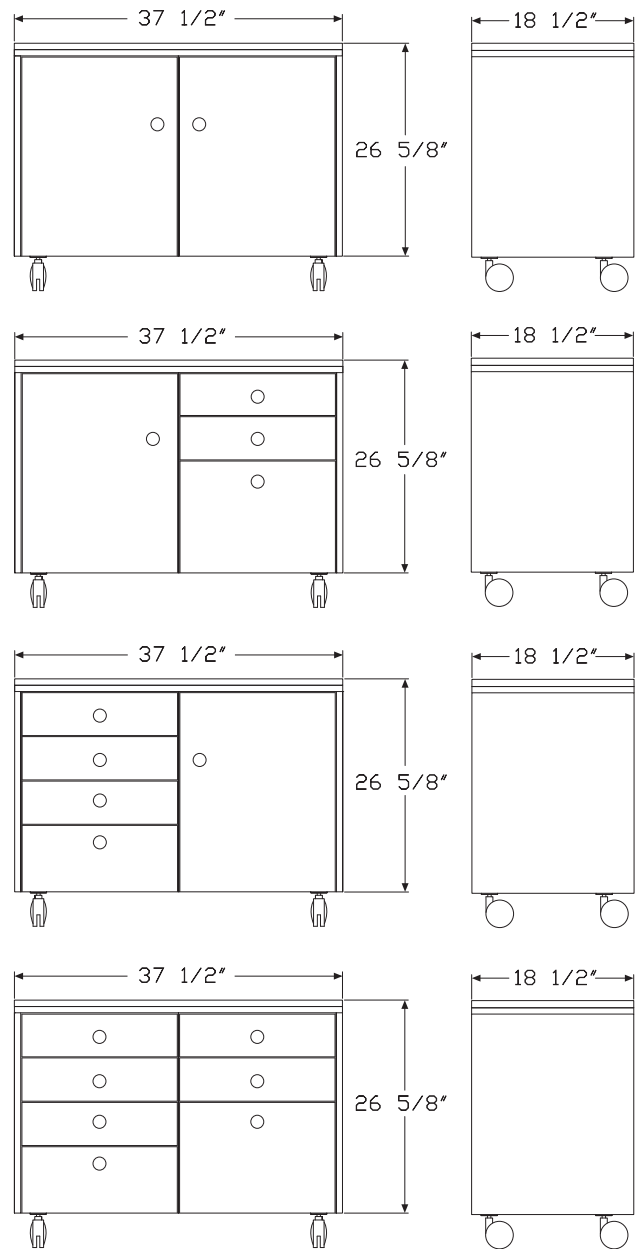
Notes

Mobile credenzas ship assembled.

B3 and B4 box drawers include pencil tray and felt lining in bottom of top drawer.

Santos palisander veneer is celebrated for its unique grain and color variations. Similar products ordered in multiples or dissimilar products ordered separately should be expected to have variation in both grain and color characteristics; no two products will look exactly alike.

Dimensions



Sled Base Mobile Credenza Stone Top *continued*

Specification Information

Step 1.

JMS2S

Step 2. Size

-1938 18¹/₂" deep x 37¹/₂" wide x 26⁵/₈" high

Step 3. Configuration

-B2B2 two doors

-B2B4 single door left, BBF right

-B3B2 four drawers left, single door right

-B3B4 four drawers left, BBF right

Prices for Steps 1-3.

	-B2B2	-B2B4	-B3B2	-B3B4
JMS2S -1938	\$6397	6970	7325	7898

Step 4. Wood Finish

For two doors (-B2B2)

611 champagne maple (natural) <input type="checkbox"/>	+\$0
621 champagne beech (natural) <input type="checkbox"/>	+\$0
642 sundance cherry <input type="checkbox"/>	+\$0
643 caramel cherry <input type="checkbox"/>	+\$0
644 henna cherry <input type="checkbox"/>	+\$0
645 port cherry <input type="checkbox"/>	+\$0
646 cocoa cherry <input type="checkbox"/>	+\$0
654 henna sapele <input type="checkbox"/>	+\$0
655 port sapele <input type="checkbox"/>	+\$0
656 cocoa sapele <input type="checkbox"/>	+\$0
657 espresso sapele <input type="checkbox"/>	+\$0
673 caramel walnut <input type="checkbox"/>	+\$0
674 henna walnut <input type="checkbox"/>	+\$0
675 port walnut <input type="checkbox"/>	+\$0
676 cocoa walnut <input type="checkbox"/>	+\$0
681 champagne hickory (natural) <input type="checkbox"/>	+\$0
2U light brown walnut <input type="checkbox"/>	+\$0
40 dark brown walnut <input type="checkbox"/>	+\$0
ED aged cherry <input type="checkbox"/>	+\$0
EK medium red walnut <input type="checkbox"/>	+\$0
UL natural maple <input type="checkbox"/>	+\$0
UX walnut on cherry <input type="checkbox"/>	+\$0
631 champagne anigre (natural) <input type="checkbox"/>	+\$1242
632 sundance anigre <input type="checkbox"/>	+\$1242
633 caramel anigre <input type="checkbox"/>	+\$1242
634 henna anigre <input type="checkbox"/>	+\$1242
9N santos palisander <input type="checkbox"/>	+\$1242

For single door left, BBF right (-B2B4)

611 champagne maple (natural) <input type="checkbox"/>	+\$0
621 champagne beech (natural) <input type="checkbox"/>	+\$0
642 sundance cherry <input type="checkbox"/>	+\$0
643 caramel cherry <input type="checkbox"/>	+\$0
644 henna cherry <input type="checkbox"/>	+\$0
645 port cherry <input type="checkbox"/>	+\$0
646 cocoa cherry <input type="checkbox"/>	+\$0
654 henna sapele <input type="checkbox"/>	+\$0
655 port sapele <input type="checkbox"/>	+\$0
656 cocoa sapele <input type="checkbox"/>	+\$0
657 espresso sapele <input type="checkbox"/>	+\$0
673 caramel walnut <input type="checkbox"/>	+\$0
674 henna walnut <input type="checkbox"/>	+\$0
675 port walnut <input type="checkbox"/>	+\$0
676 cocoa walnut <input type="checkbox"/>	+\$0
681 champagne hickory (natural) <input type="checkbox"/>	+\$0
2U light brown walnut <input type="checkbox"/>	+\$0
40 dark brown walnut <input type="checkbox"/>	+\$0
A2 white ash <input type="checkbox"/>	+\$0
ED aged cherry <input type="checkbox"/>	+\$0
EK medium red walnut <input type="checkbox"/>	+\$0
OU walnut <input type="checkbox"/>	+\$0
UL natural maple <input type="checkbox"/>	+\$0
UX walnut on cherry <input type="checkbox"/>	+\$0
631 champagne anigre (natural) <input type="checkbox"/>	+\$1353
632 sundance anigre <input type="checkbox"/>	+\$1353
633 caramel anigre <input type="checkbox"/>	+\$1353
634 henna anigre <input type="checkbox"/>	+\$1353
9N santos palisander <input type="checkbox"/>	+\$1353

Sled Base Mobile Credenza Stone Top *continued*

For four drawers left, single door right (-B3B2)

611	champagne maple (natural) <input type="checkbox"/>	+\$0
621	champagne beech (natural) <input type="checkbox"/>	+\$0
642	sundance cherry <input type="checkbox"/>	+\$0
643	caramel cherry <input type="checkbox"/>	+\$0
644	henna cherry <input type="checkbox"/>	+\$0
645	port cherry <input type="checkbox"/>	+\$0
646	cocoa cherry <input type="checkbox"/>	+\$0
654	henna sapele <input type="checkbox"/>	+\$0
655	port sapele <input type="checkbox"/>	+\$0
656	cocoa sapele <input type="checkbox"/>	+\$0
657	espresso sapele <input type="checkbox"/>	+\$0
673	caramel walnut <input type="checkbox"/>	+\$0
674	henna walnut <input type="checkbox"/>	+\$0
675	port walnut <input type="checkbox"/>	+\$0
676	cocoa walnut <input type="checkbox"/>	+\$0
681	champagne hickory (natural) <input type="checkbox"/>	+\$0
2U	light brown walnut <input type="checkbox"/>	+\$0
40	dark brown walnut <input type="checkbox"/>	+\$0
A2	white ash <input type="checkbox"/>	+\$0
ED	aged cherry <input type="checkbox"/>	+\$0
EK	medium red walnut <input type="checkbox"/>	+\$0
OU	walnut <input type="checkbox"/>	+\$0
UL	natural maple <input type="checkbox"/>	+\$0
UX	walnut on cherry <input type="checkbox"/>	+\$0
631	champagne anigre (natural) <input type="checkbox"/>	+\$1422
632	sundance anigre <input type="checkbox"/>	+\$1422
633	caramel anigre <input type="checkbox"/>	+\$1422
634	henna anigre <input type="checkbox"/>	+\$1422
9N	santos palisander <input type="checkbox"/>	+\$1422

For four drawers left, BBF right (-B3B4)

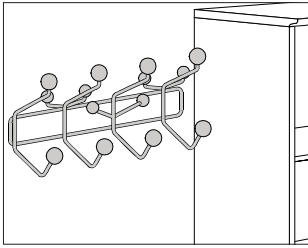
611	champagne maple (natural) <input type="checkbox"/>	+\$0
621	champagne beech (natural) <input type="checkbox"/>	+\$0
642	sundance cherry <input type="checkbox"/>	+\$0
643	caramel cherry <input type="checkbox"/>	+\$0
644	henna cherry <input type="checkbox"/>	+\$0
645	port cherry <input type="checkbox"/>	+\$0
646	cocoa cherry <input type="checkbox"/>	+\$0
654	henna sapele <input type="checkbox"/>	+\$0
655	port sapele <input type="checkbox"/>	+\$0
656	cocoa sapele <input type="checkbox"/>	+\$0
657	espresso sapele <input type="checkbox"/>	+\$0
673	caramel walnut <input type="checkbox"/>	+\$0
674	henna walnut <input type="checkbox"/>	+\$0
675	port walnut <input type="checkbox"/>	+\$0
676	cocoa walnut <input type="checkbox"/>	+\$0
681	champagne hickory (natural) <input type="checkbox"/>	+\$0
2U	light brown walnut <input type="checkbox"/>	+\$0
40	dark brown walnut <input type="checkbox"/>	+\$0
A2	white ash <input type="checkbox"/>	+\$0
ED	aged cherry <input type="checkbox"/>	+\$0
EK	medium red walnut <input type="checkbox"/>	+\$0
OU	walnut <input type="checkbox"/>	+\$0
UL	natural maple <input type="checkbox"/>	+\$0
UX	walnut on cherry <input type="checkbox"/>	+\$0
631	champagne anigre (natural) <input type="checkbox"/>	+\$1534
632	sundance anigre <input type="checkbox"/>	+\$1534
633	caramel anigre <input type="checkbox"/>	+\$1534
634	henna anigre <input type="checkbox"/>	+\$1534
9N	santos palisander <input type="checkbox"/>	+\$1534

Step 5. Stone or Marble Top

200	perfato marble <input type="checkbox"/>	+\$0
250	verde antique marble <input type="checkbox"/>	+\$0
400	black granite <input type="checkbox"/>	+\$0
5U	georgia grey marble <input type="checkbox"/>	+\$0
800	autumn brown granite <input type="checkbox"/>	+\$0
960	white carrara marble <input type="checkbox"/>	+\$0
DP	georgia white marble <input type="checkbox"/>	+\$0
FX	quebec graphite granite <input type="checkbox"/>	+\$0
HR	wisconsin black marble <input type="checkbox"/>	+\$0

Step 6. Metal Finish

BNZ	bronze <input type="checkbox"/>	+\$0
CHR	chrome <input type="checkbox"/>	+\$0
SAC	satin chrome <input type="checkbox"/>	+\$0

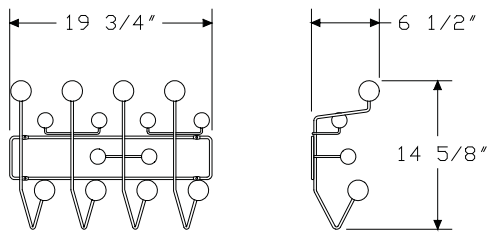


Product Information

Description

This white, steel-rod frame has 14 solid wooden balls in 9 different colors: yellow, mustard, blue, green, red, pastel pink, bold pink, purple, and black. Attachment hardware is included.

Dimensions



Specification Information

Step 1.

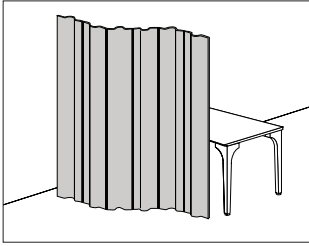
HIA \$179

Step 2. Finish

MLC multicolored +\$0

WHA white ash +\$40

Eames® Molded Plywood Folding Screen FSW.



Herman Miller Collection — Accessories

Product Information

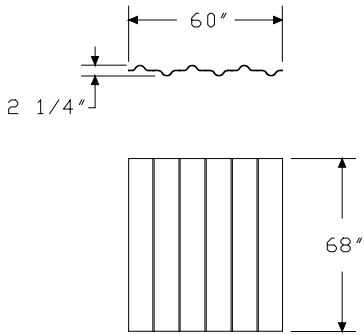
Description

This 6-paneled, 5-ply screen has natural face veneers with lightweight hardwood inner plies. It stands alone to create standing or seated privacy and divisions within an environment. Each molded plywood section is connected by woven polypropylene mesh.

Notes

Ebony (EN) option is stain on ash veneer; inner plies are not as visible.

Dimensions



Specification Information

Step 1.

FSW. A \$2285

Step 2. Surface Finish

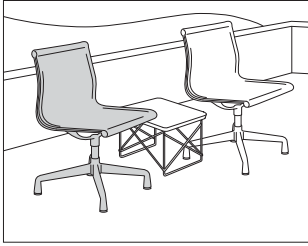
CX	natural cherry A	+\$0
EN	ebony A	+\$225
OU	walnut A	+\$0
A2	white ash A	+\$225

Seating

Tables

Eames® Aluminum Group Side
Chair Outdoor

EA506
EA508

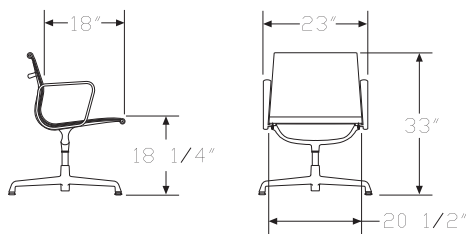


Product Information

Description

This outdoor low back side chair has a lightweight aluminum frame and suspended mesh upholstery. It has a 4-star base with adjustable glides. The chair is available with or without arms.

Dimensions



Specification Information

Step 1.

EA50 A

Step 2. Arms

6 no arms A

8 arms A

Step 3. Swivel

S swivel base A

F fixed base, no swivel A

Prices for Steps 1-3.

EA506 S \$1191
F \$1268

EA508 S \$1565
F \$1642

Step 4. Base/Frame Finish

91 white A +\$91


G2 graphite satin A +\$91

Step 5. Fabric

Price Category 6 +\$179

Air-Chair Outdoor

MGA10.



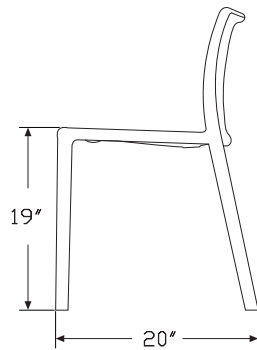
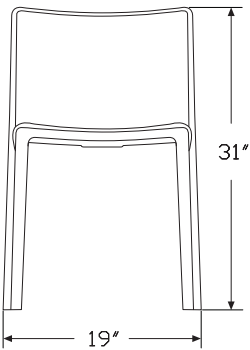
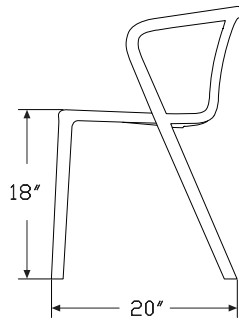
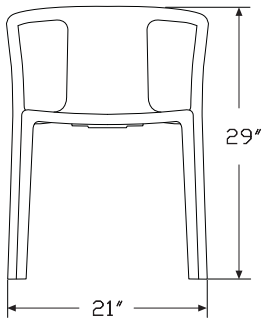
Herman Miller Collection—Outdoor Seating

Product Information

Description

This outdoor stacking chair is available with or without arms and is made from polypropylene with glass fibre added. Chairs can stack up to 10 high. Package contains 4 chairs.

Dimensions



Specification Information

Step 1.

MGA10. A

Step 2. Arms

N no arms A

A arms A

Prices for Steps 1-2.

MGA10.N	\$728
A	\$808

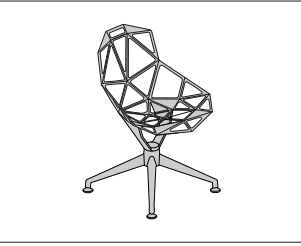
Step 3. Finish

For no arms (N)

YBB beige <input type="checkbox"/> A	+\$0
YBC black <input type="checkbox"/> A	+\$0
YBD brick <input type="checkbox"/> A	+\$0
YBF dark green <input type="checkbox"/> A	+\$0
YBG fuchsia <input type="checkbox"/> A	+\$0
YBH green <input type="checkbox"/> A	+\$0
YBM orange <input type="checkbox"/> A	+\$0
YBP white <input type="checkbox"/> A	+\$0

For arms (A)

YBB beige <input type="checkbox"/> A	+\$0
YBG fuchsia <input type="checkbox"/> A	+\$0
YBH green <input type="checkbox"/> A	+\$0
YBJ grey anthracite <input type="checkbox"/> A	+\$0
YBM orange <input type="checkbox"/> A	+\$0
YBP white <input type="checkbox"/> A	+\$0



Product Information

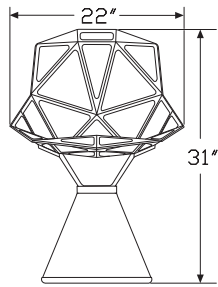
Description

This outdoor chair accepts a four-star or concrete base.

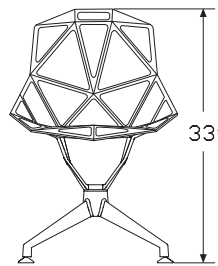
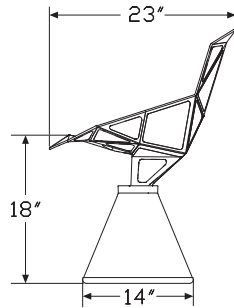
Notes

Concrete is the only base with a swivel self-returning mechanism.

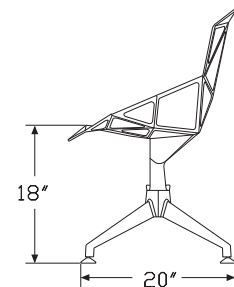
Dimensions



C



B



Specification Information

Step 1.

MGE10. [A]

Step 2. Base

B 4-star base [A]

C concrete base [A]

Step 3. Seat/Leg Material

For 4-star base (B)

PA painted aluminum seat and legs [A]

For concrete base (C)

PC painted aluminum seat/natural concrete base [A]

Prices for Steps 1-3.

	PA	PC
MGE10.B	\$703	—
C	—	\$738

Step 4. Seat Finish

For concrete base (C)

YHB black [A] +\$0

YHH grey anthracite [A] +\$0

YHM red [A] +\$0

YHP white [A] +\$0

For 4-star base (B)

YHB black [A] +\$0

YHP white [A] +\$0

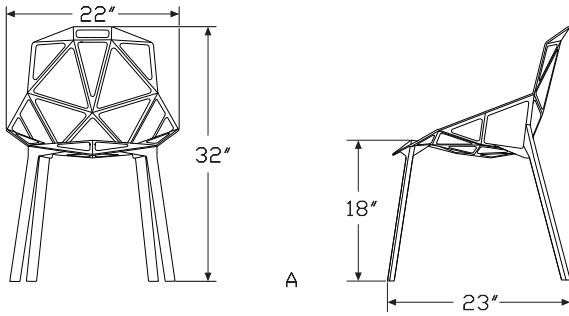


Product Information

Description

This outdoor chair comes with a four-leg base. Chairs can stack up to 8 high. Package contains 2 chairs.

Dimensions



Specification Information

Step 1.

MGE10.A

Step 2. Seat/Leg Material

PP painted aluminum seat/polished aluminum legs

PA painted aluminum seat and legs

Prices for Steps 1-2.

MGE10.A PP	\$995
PA	\$1035

Step 3. Seat Finish

For painted aluminum seat/polished aluminum legs (PP)

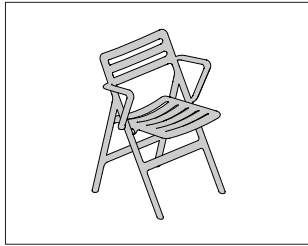
YHH grey anthracite <input type="checkbox"/>	+\$0
YHM red <input type="checkbox"/>	+\$0
YHP white <input type="checkbox"/>	+\$0

For painted aluminum seat and legs (PA)

YHB black <input type="checkbox"/>	+\$0
YHP white <input type="checkbox"/>	+\$0

Folding Air-Chair Outdoor

MGA11.

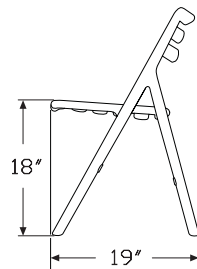
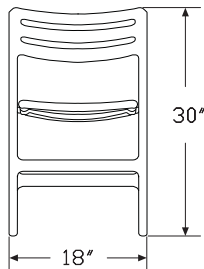
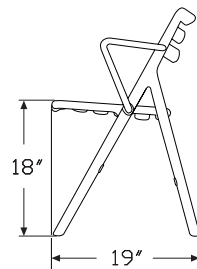
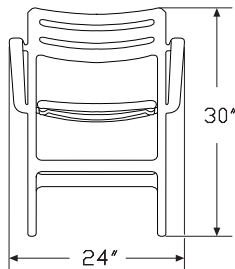


Product Information

Description

This outdoor folding chair is made from polypropylene with glass fibre added. It is available with or without arms. Package contains 2 chairs.

Dimensions



Specification Information

Step 1.

MGA11. A

Step 2. Arms

N no arms A

A arms A

Prices for Steps 1-2.

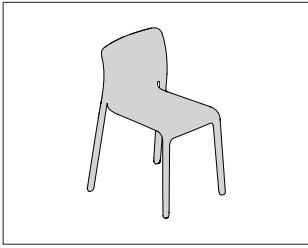
MGA11.N	\$402
A	\$446

Step 3. Finish

YBB beige <input type="checkbox"/> A	+\$0
YBH green <input type="checkbox"/> A	+\$0
YBM orange <input type="checkbox"/> A	+\$0
YBP white <input type="checkbox"/> A	+\$0

Chair First Outdoor

MGF01.

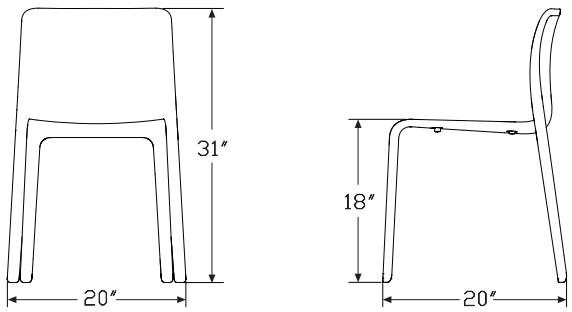


Herman Miller Collection—Outdoor Seating

Product Information

Description
 This outdoor stacking chair is made from polypropylene with glass fibre added. Chairs can stack up to 10 high. Package contains 4 chairs.

Dimensions



Specification Information

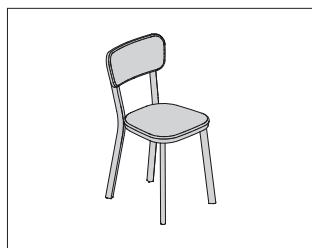
Step 1.
MGF01. A \$1028

Step 2. Finish

- YGB** beige A + \$0
- YGC** black A + \$0
- YGF** blue A + \$0
- YGG** lime green A + \$0
- YGH** olive green A + \$0
- YGJ** purple A + \$0
- YGK** red A + \$0
- YGM** white A + \$0

Deja-Vu Chair Outdoor

MGD10.

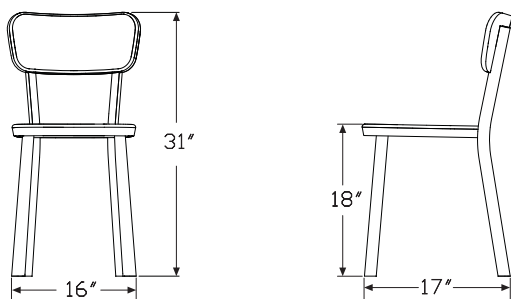


Product Information

Description

This outdoor chair has a painted aluminum outer back. The leg, seat, and back finishes are available in black and white.

Dimensions



Specification Information

Step 1.

MGD10. A

Step 2. Outer Back Material

PA painted aluminum outer back A

Prices for Steps 1-2.

MGD10.PA \$711

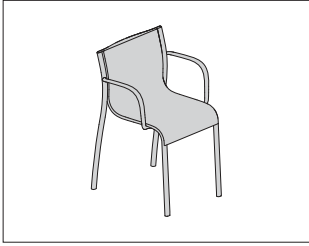
Step 3. Leg/Seat/Back Finish

YFB black A +\$0

YFH white A +\$0

Paso Doble Chair Outdoor

MGP10.



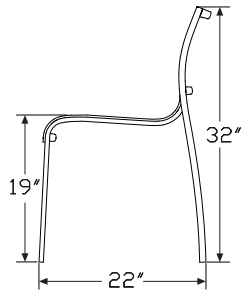
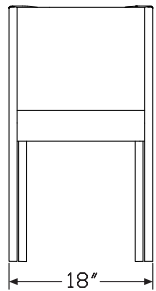
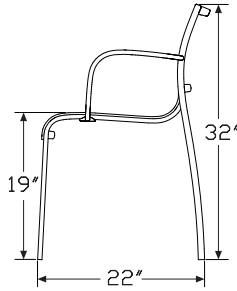
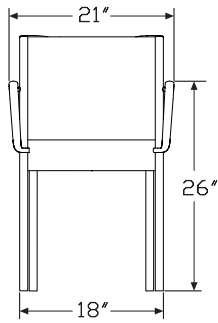
Herman Miller Collection—Outdoor Seating

Product Information

Description

This outdoor stacking chair has an aluminum frame and is available with or without arms. The arms and crosspieces come in die-cast aluminum. Chairs can stack up to 5 high. Package contains 2 chairs.

Dimensions



Specification Information

Step 1.

MGP10.

Step 2. Arms

- N** no arms
- A** arms


Prices for Steps 1-2.

MGP10.N	\$1238
A	\$1710

Step 3. Chair Color

YKB black	+ \$0
YKJ white	+ \$0

Eames® Aluminum Group Lounge Chair Outdoor EA516

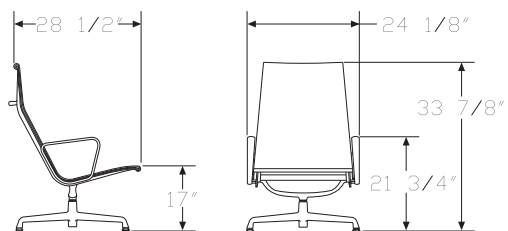


Product Information

Description

This outdoor lounge chair has a lightweight aluminum frame and suspended mesh upholstery. It has a 4-star swiveling base with adjustable glides.

Dimensions



Specification Information

Step 1.

EA516 A \$1821

Step 2. Base/Frame Finish

91 white A +\$140


G2 graphite satin A +\$140

Step 3. Fabric

Price Category 6 +\$236

Eames® Aluminum Group
Ottoman Outdoor

EA523

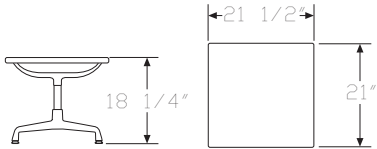


Herman Miller Collection—Outdoor Seating

Product Information

Description
This outdoor ottoman has a lightweight aluminum frame and suspended mesh upholstery. It has a 4-star base with adjustable glides.

Dimensions

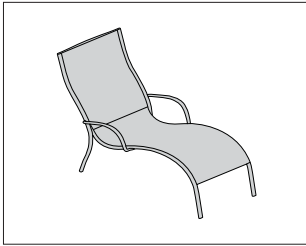


Specification Information

Step 1.		
EA523	A	\$870
Step 2. Base/Frame Finish		
91	white A	+\$72
G2	graphite satin A	+\$72
Step 3. Fabric		
Price Category 6		+\$125

Paso Doble Chaise Lounge
Outdoor

MGP50.

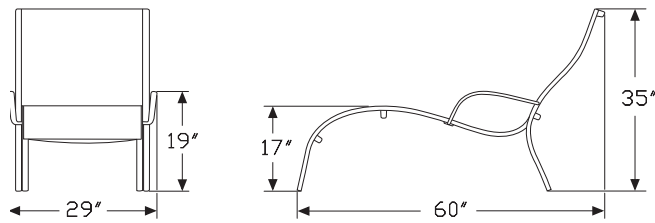


Product Information

Description

This outdoor stacking chaise lounge comes with an aluminum frame. The arms and crosspieces are made of die-cast aluminum. Chairs can stack up to 6 high.

Dimensions



Specification Information

Step 1.

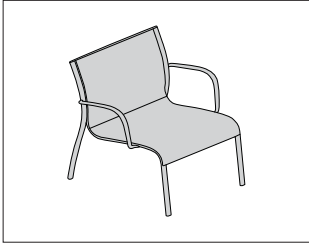
MGP50. A \$2066

Step 2. Chair Color

YKB black A +\$0

YKJ white A +\$0

Paso Doble Low Chair Outdoor MGP11.



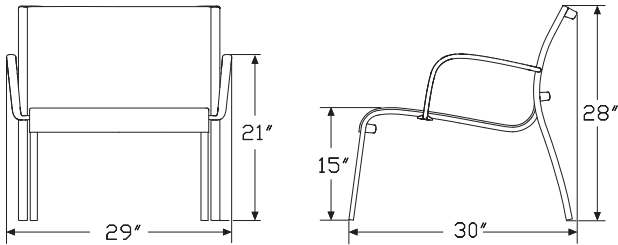
Herman Miller Collection—Outdoor Seating

Product Information

Description

This outdoor stacking low chair comes with an aluminum frame and is available with or without arms. The arms and crosspieces are die-cast aluminum. Chairs can stack up to 6 high. Package contains 2 chairs.

Dimensions



Specification Information

Step 1.

MGP11. A

Step 2. Arms

N no arms A

A arms A

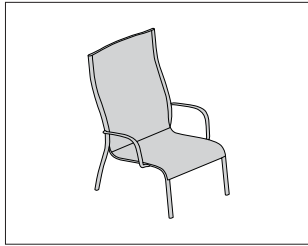
Prices for Steps 1-2.

MGP11.N	\$1698
A	\$2244

Step 3. Chair Color

YKB black <input type="checkbox"/> A	+ \$0
YKJ white <input type="checkbox"/> A	+ \$0

Paso Doble Low Chair High Back Outdoor MGP12.

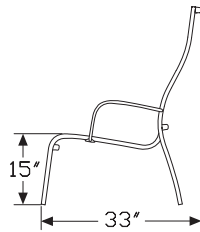
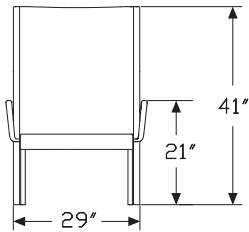


Product Information

Description

This outdoor stacking low chair with high back is available with or without arms. The frame is aluminum and the arms and crosspieces are die-cast aluminum. Chairs can stack up to 6 high. Package contains 2 chairs.

Dimensions



Specification Information

Step 1.

MGP12. A \$2450

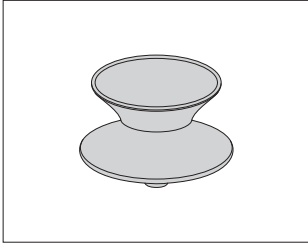
Step 2. Chair Color

YKB black A +\$0

YKJ white A +\$0

Spun Rotating Chair

MGN00.



Herman Miller Collection—Outdoor Seating

Product Information

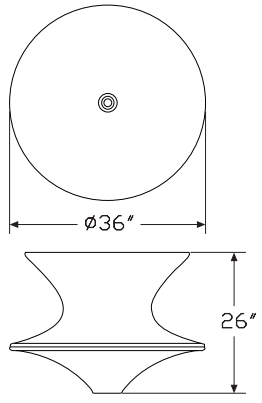
Description

This rotating low chair is made from polypropylene.

Notes

Chair is suitable for outdoor use.

Dimensions



Specification Information


Step 1.

MGN00. A \$635

Step 2. Finish

- YLB** dark purple A +\$0
- YLD** red A +\$0
- YLG** white A +\$0
- YLH** grey anthracite A +\$0

Paso Doble Foot Stool Outdoor MGP13.

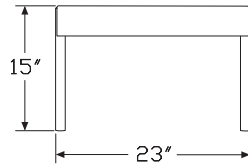
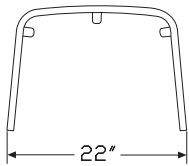


Product Information

Description

This outdoor footstool has an aluminum frame. The crosspieces are made of die-cast aluminum. Package contains 2 footstools.

Dimensions



Specification Information

Step 1.

MGP13. A \$1278


Step 2. Stool Color

YKB black A +\$0

YKJ white A +\$0

Paso Doble Stool Outdoor

MGP30.



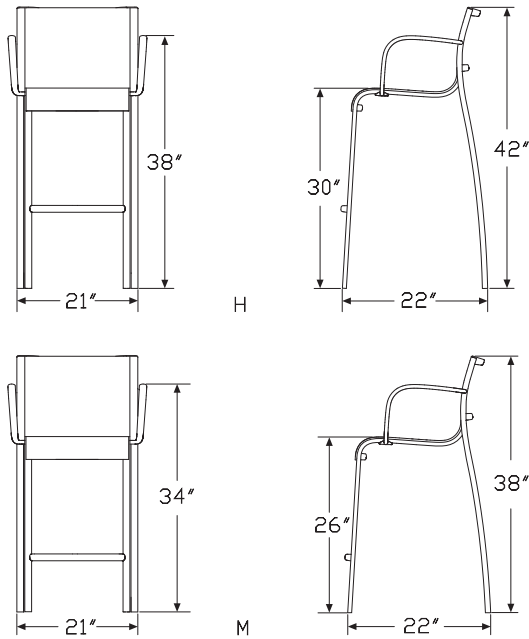
Herman Miller Collection—Outdoor Seating

Product Information

Description

This outdoor stacking bar stool comes in high and medium height and is available with or with arms. The frame is aluminum, and the arms, crosspieces, and footrest are die-cast aluminum. Bar stools can stack up to 6 high. Package contains 2 bar stools.

Dimensions



Specification Information

Step 1.

MGP30.

Step 2. Height

- H** high height
- M** medium height

Step 3. Arms

- N** no arms
- A** arms A

Prices for Steps 1-3.

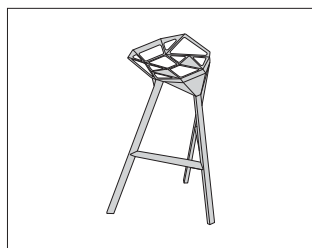
	N	A
MGP30.H	\$1442	1910
M	\$1396	1852

Step 4. Stool Color

- YKB** black + \$0
- YKJ** white + \$0

Stool_One Outdoor

MGE30.



Product Information

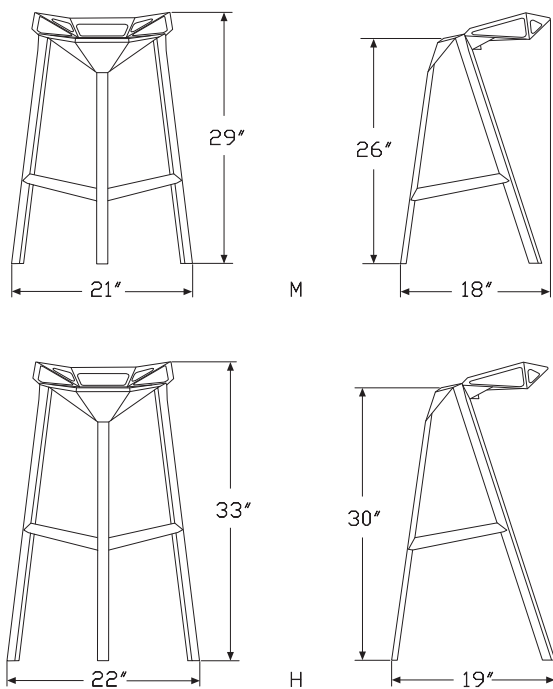
Description

This outdoor bar stool comes in a high and medium height. The seat and leg finishes available are polished aluminum and anodised aluminum black. Bar stools can stack up to 4 high. Package contains 2 bar stools.

Notes

Stool is flame retardant.

Dimensions



Specification Information

Step 1.

MGE30. A

Step 2. Height

M medium height A

H high height A

Step 3. Leg Material

AM aluminum A

AB anodised aluminum black A

Prices for Steps 1-3.

	AM	AB
MGE30.M	\$908	958
H	\$968	1008

Step 4. Seat/Leg Finish

For aluminum (AM)

YHM red A +\$0


YHP white A +\$0

For anodised aluminum black (AB)

YHB black A +\$0

Eames® Table Universal Base
Round Outdoor

ET560
ET580



Herman Miller Collection — Outdoor Tables

Product Information

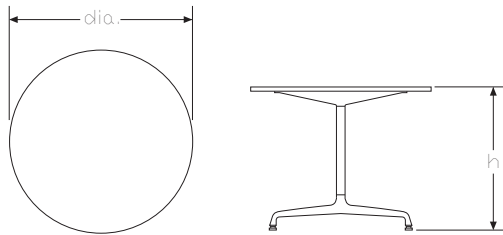
Description

This outdoor table has a 3/4"-thick stone top. Each table has adjustable glides. Ships knocked down with assembly required. Top and base components ship in separate packages.

Notes

Stone top has a honed finish and full bullnose edge profile. Natural characteristics in stone cause variations in hues, veins, crystals, and distinctive marks. These variations and subtle changes seen as the stone ages are values associated with natural materials. No two tabletops are identically the same; variations in both color and veining are to be expected. Over time the stone may fade in color, staining of the surface may appear, and surface cracks-if not already visible at time of purchase-may appear. Small cracks do not affect the structure of the tabletop.

Dimensions



Specification Information

Step 1.

ET5 A

Step 2. Height

8 16" high A

6 28 1/2" high A

Step 3. Diameter

01 30" diameter A

02 36" diameter A

Step 4. Surface Material

S stone top A

Prices for Steps 1-4.

ET5801 S \$4122

ET5802 S \$4973

ET5601 S \$4122

ET5602 S \$4973

Step 5. Top Finish

		01	02
5U	georgia grey marble <input type="checkbox"/> A	+\$436	526
HR	wisconsin black marble <input type="checkbox"/> A	+\$1212	1462
DP	georgia white marble <input type="checkbox"/> A	+\$1460	1761
FX	quebec graphite granite <input type="checkbox"/> A	+\$1460	1761

Step 6. Column Finish


91	white <input type="checkbox"/> A	+\$20
G2	graphite satin <input type="checkbox"/> A	+\$20

Step 7. Base Finish

91	white <input type="checkbox"/> A	+\$20
G2	graphite satin <input type="checkbox"/> A	+\$20

Eames® Table Contract Base
Round Outdoor

ET560
ET561
ET580
ET581



Product Information

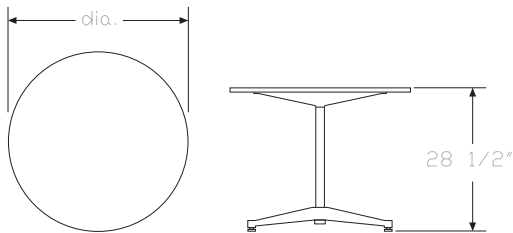
Description

This outdoor table has a 3/4" thick stone top. Each table has adjustable glides. Ships knocked down with assembly required. Top and base components ship in separate packages.

Notes

Stone top has a honed finish and full bullnose edge profile. Natural characteristics in stone cause variations in hues, veins, crystals, and distinctive marks. These variations and subtle changes seen as the stone ages are values associated with natural materials. No two tabletops are identically the same; variations in both color and veining are to be expected. Over time the stone may fade in color, staining of the surface may appear, and surface cracks-if not already visible at time of purchase-may appear. Small cracks do not affect the structure of the tabletop.

Dimensions



Specification Information

Step 1.

ET5 A

Step 2. Height

8 16" high A

6 28 1/2" high A

Step 3. Diameter

07 30" diameter A

08 36" diameter A

09 42" diameter A

10 48" diameter A

Step 4. Surface Material

S stone top A

Prices for Steps 1-4.

ET5807 S \$4122

ET5808 S \$4973

ET5809 S \$7741

ET5810 S \$7999

ET5607 S \$4122

ET5608 S \$4973

ET5609 S \$7741

ET5610 S \$7999

Step 5. Top Finish

		07	08	09	10
5U	georgia grey marble <input type="checkbox"/> A	+\$436	526	610	711
HR	wisconsin black marble <input type="checkbox"/> A	+\$1212	1462	1590	1723
DP	georgia white marble <input type="checkbox"/> A	+\$1460	1761	2392	2836
FX	quebec graphite granite <input type="checkbox"/> A	+\$1460	1761	2392	2836

Step 6. Column Finish

91 white A \$20

G2 graphite satin A \$20


Eames® Table Contract Base
Round Outdoor *continued*

Herman Miller Collection — Outdoor Tables

Step 7. Base Finish		
91	white <input type="checkbox"/> A	+\$20
G2	graphite satin <input type="checkbox"/> A	+\$20

Eames® Table Contract Base Square Outdoor

ET561



Product Information

Description

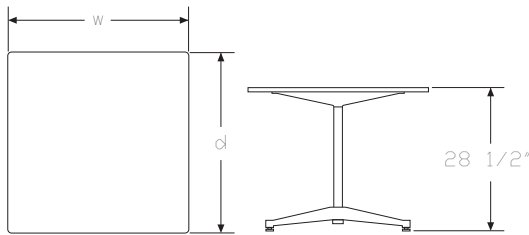
This 28½"-high outdoor table has a ¾"-thick stone top. Each table has adjustable glides. Ships knocked down with assembly required. Top and base components ship in separate packages.

Notes

Stone top has a honed finish and full bullnose edge profile.

Natural characteristics in stone cause variations in hues, veins, crystals, and distinctive marks. These variations and subtle changes seen as the stone ages are values associated with natural materials. No two tabletops are identically the same; variations in both color and veining are to be expected. Over time the stone may fade in color, staining of the surface may appear, and surface cracks-if not already visible at time of purchase-may appear. Small cracks do not affect the structure of the tabletop.

Dimensions



Specification Information

Step 1.

ET5 A

Step 2. Height

6 28½" high A

Step 3. Depth/Width

12 30" deep X 30" wide A

14 42" deep X 42" wide A

Step 4. Surface Material

S stone top A

Prices for Steps 1-4.

ET5612 S \$4122

ET5614 S \$7741

Step 5. Top Finish

		12	14
5U	georgia grey marble <input type="checkbox"/> A	+\$436	610
HR	wisconsin black marble <input type="checkbox"/> A	+\$1212	1590
DP	georgia white marble <input type="checkbox"/> A	+\$1460	2392
FX	quebec graphite granite <input type="checkbox"/> A	+\$1460	2392

Step 6. Column Finish

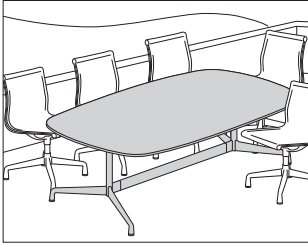
91	white <input type="checkbox"/> A	+\$20
G2	graphite satin <input type="checkbox"/> A	+\$20

Step 7. Base Finish

91	white <input type="checkbox"/> A	+\$20
G2	graphite satin <input type="checkbox"/> A	+\$20

Eames® Table Segmented Base Oval Outdoor

ET565



Herman Miller Collection — Outdoor Tables

Product Information

Description

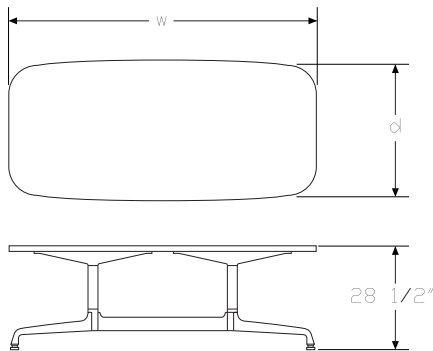
This 28½"-high outdoor table has a ¾"-thick stone top. Each table has adjustable glides. Ships knocked down with assembly required. Top and base components ship in separate packages.

Notes

Stone top has a honed finish and full bullnose edge profile.

Natural characteristics in stone cause variations in hues, veins, crystals, and distinctive marks. These variations and subtle changes seen as the stone ages are values associated with natural materials. No two tabletops are identically the same; variations in both color and veining are to be expected. Over time the stone may fade in color, staining of the surface may appear, and surface cracks-if not already visible at time of purchase-may appear. Small cracks do not affect the structure of the tabletop.

Dimensions



Specification Information

Step 1.

ET5 A

Step 2. Diameter

650 42" deep x 66" wide A

652 42" deep x 78" wide A

Step 3. Surface Material

S stone top A

Prices for Steps 1-3.

ET5650 S \$10558

ET5652 S \$11122

Step 4. Top Finish

		650	652
5U	georgia grey marble A	+\$1117	1177
HR	wisconsin black marble A	+\$3058	3221
DP	georgia white marble A	+\$4645	4893
FX	quebec graphite granite A	+\$4645	4893

Step 5. Column Finish

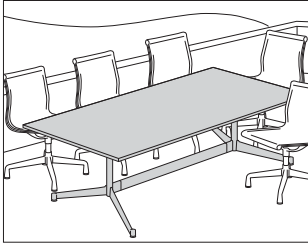
91	white A	+\$20	
G2	graphite satin A	+\$20	

Step 6. Base Finish

91	white A	+\$20	
G2	graphite satin A	+\$20	

Eames® Table Segmented Base
Rectangular Outdoor

ET564
ET568



Product Information

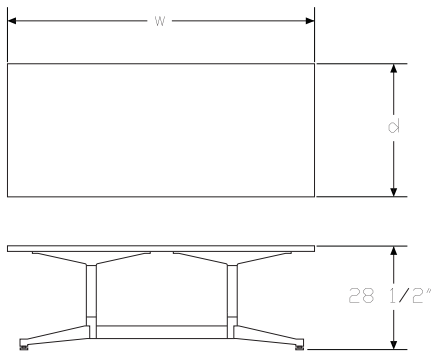
Description

This 28 1/2"-high outdoor table has a 3/4"-thick stone top. Each table has adjustable glides. Ships knocked down with assembly required. Top and base components ship in separate packages.

Notes

Stone top has a honed finish and full bullnose edge profile. Natural characteristics in stone cause variations in hues, veins, crystals, and distinctive marks. These variations and subtle changes seen as the stone ages are values associated with natural materials. No two tabletops are identically the same; variations in both color and veining are to be expected. Over time the stone may fade in color, staining of the surface may appear, and surface cracks-if not already visible at time of purchase-may appear. Small cracks do not affect the structure of the tabletop.

Dimensions



Specification Information

Step 1.

ET5 A

Step 2. Diameter

643 30" deep x 60" wide A

687 36" deep x 72" wide A

Step 3. Surface Material

S stone top A

Prices for Steps 1-3.

ET5643 S \$10844

ET5687 S \$9696

Step 4. Top Finish

		643	687
5U	georgia grey marble <input type="checkbox"/> A	+\$1148	1026
HR	wisconsin black marble <input type="checkbox"/> A	+\$3141	2808
DP	georgia white marble <input type="checkbox"/> A	+\$4772	4266
FX	quebec graphite granite <input type="checkbox"/> A	+\$4772	4266

Step 5. Column Finish

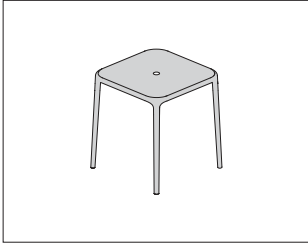
91 white A +\$20

G2 graphite satin A +\$20

Step 6. Base Finish

91 white A +\$20

G2 graphite satin A +\$20

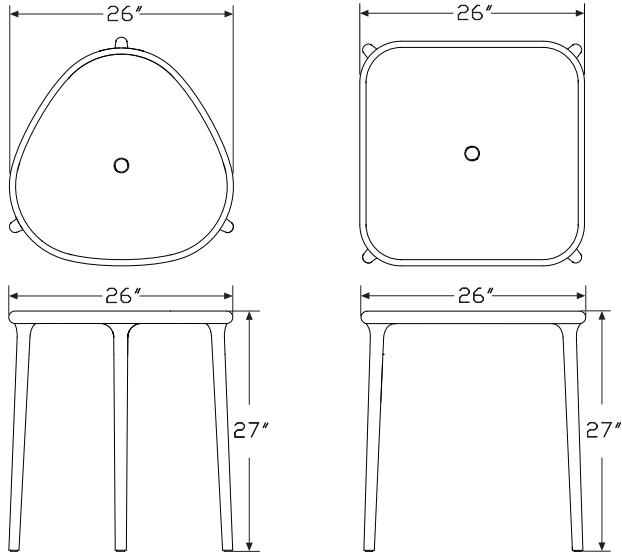


Product Information

Description

This outdoor stacking and knocked-down table is made from polypropylene with glass fibre added. It is available in a triangle or square shape. Tables can stack up to 5 high.

Dimensions



Specification Information

Step 1.

MGA71. A

Step 2. Shape

T triangular A

S square A

Prices for Steps 1-2.

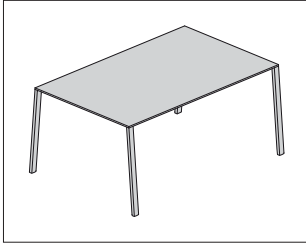
MGA71.T	\$344
S	\$395

Step 3. Finish

YBB beige <input type="checkbox"/> A	+ \$0
YBP white <input type="checkbox"/> A	+ \$0

Table_One Outdoor

MGE71.



Product Information

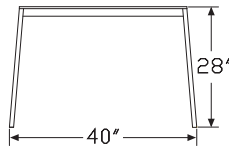

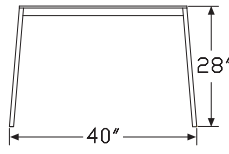
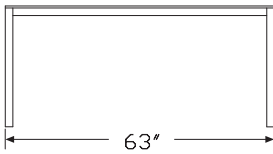
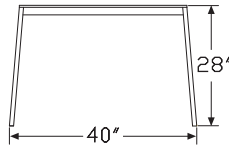
Description

The frame of this outdoor table is an anodised aluminum tube. The top is a high pressure laminate. Joints are die-cast aluminum.

Notes

The frame and top finishes come in black only. No color options are available.

Dimensions



Specification Information

Step 1.

MGE71. A

Step 2. Size

4040 40" x 40" A

6340 63" x 40" A

8740 87" x 40" A

Prices for Steps 1-2.

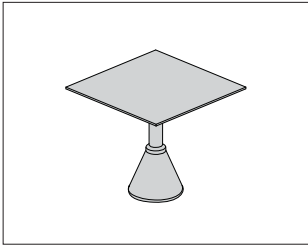
MGE71.4040	\$1733
6340	\$2031
8740	\$2636

Step 3. Base Finish

YHB black A + \$0

Step 4. Top Finish

YHB black A + \$0

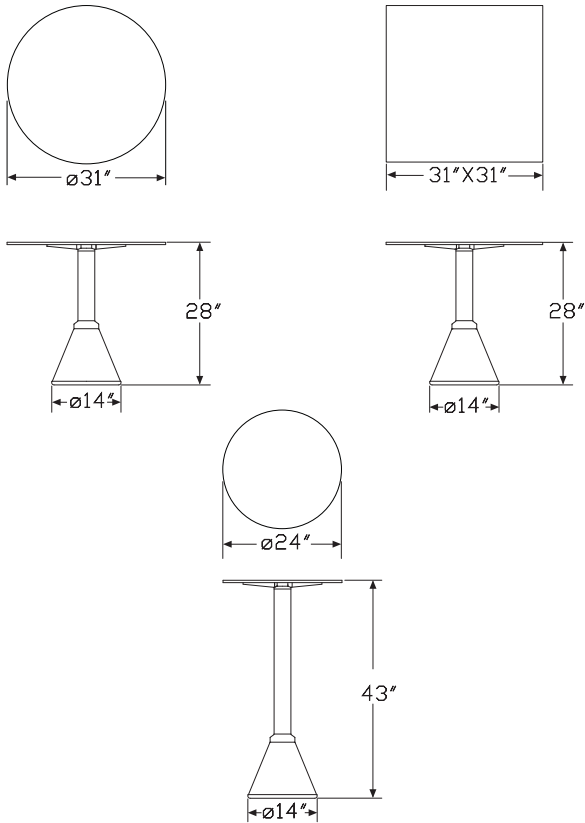


Product Information

Description
 The shape of this outdoor table is available in round or square with a concrete base. The frame is an anodised aluminum tube. The top is high pressure laminate.

Notes
 Finishes for the top and base come in black only. No color options are available.

Dimensions



Specification Information

Step 1.

MGE81. A

Step 2. Shape

R round A
S square A

Step 3. Height

For round (R)

43 43" high A
28 28" high A

For square (S)

28 28" high A

Prices for Steps 1-3.

	28	43
MGE81.R	\$1167	1076
S	\$1122	—

Step 4. Base Finish


YHB black A +\$0

Step 5. Top Finish

YHB black A +\$0

Table First Outdoor

MGF80.



Product Information

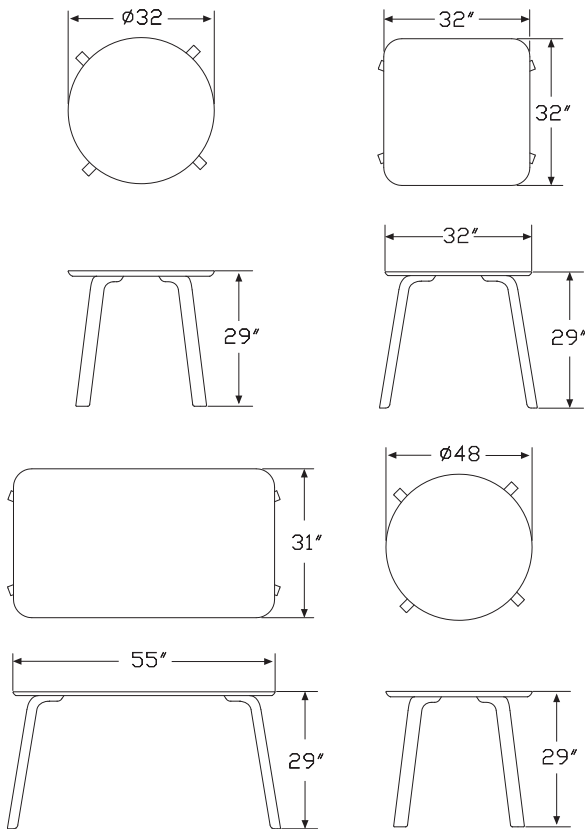
Description

The shape of this outdoor table is available in round, square, or rectangular. The top of this table comes in medium-density fiberboard, painted or veneered, or high pressure laminate. The legs are made from polypropylene with glass fibre added.

Notes

With a medium-density fiberboard top, table thickness is 1 1/8".

Dimensions



Specification Information

Step 1.

MGF80. [A]

Step 2. Size/Shape

- 3155** 31" x 55" rectangular [A]
- 3232** 32" x 32" square [A]
- 3200** 32" round [A]
- 4800** 48" round [A]

Prices for Steps 1-2.

MGF80.3155	\$1191
3232	\$1003
3200	\$912
4800	\$1510

Step 3. Leg Finish

YGC black [A]	+\$0
YGM white [A]	+\$0

Step 4. Top Finish

For black (YGC)

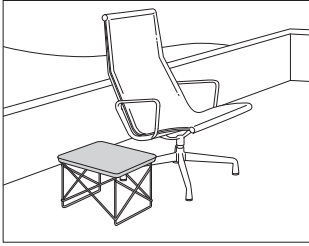
YGC black [A]	+\$0
----------------------	------

For white (YGM)

	3155	3232	3200	4800
YGN white with black edge [A]	+\$0	0	0	0
YGM white [A]	+\$198	224	381	579

Eames® Wire Base Low Table
Outdoor

LTRT.



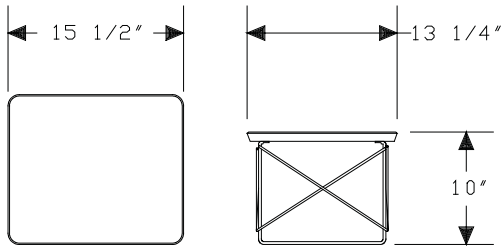
Herman Miller Collection — Outdoor Tables

Product Information

Description
This outdoor table has a 3/4"-thick stone top. The base is either powder-coated or chrome wire.

Notes
Stone has a honed finish and knife edge profile.
Natural characteristics in stone cause variations in hues, veins, crystals, and distinctive marks. These variations and subtle changes seen as the stone ages are values associated with natural materials. No two tabletops are identically the same; variations in both color and veining are to be expected. Over time the stone may fade in color, staining of the surface may appear, and surface cracks-if not already visible at time of purchase-may appear. Small cracks do not affect the structure of the tabletop.

Dimensions




Specification Information

Step 1.		
LTRT.5	A	\$215
Step 2. Top Finish		
5U	georgia grey marble A	+\$1359
HR	wisconsin black marble A	+\$1419
DP	georgia white marble A	+\$1509
FX	quebec graphite granite A	+\$1509
Step 3. Base Finish		
91	white A	+\$21
G2	graphite satin A	+\$21

Nelson™ Pedestal Table Outdoor

5451.
5452.
5453.



Product Information

Description

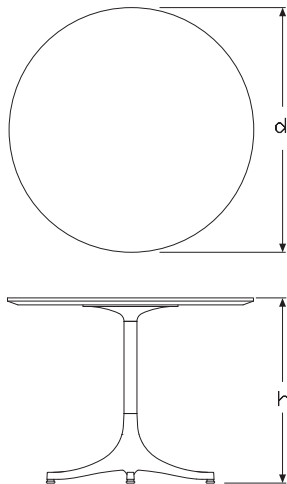
This outdoor table has a 3/4" thick stone top and adjustable glides.

Notes

Stone has a honed finish and knife edge profile.

Natural characteristics in stone cause variations in hues, veins, crystals, and distinctive marks. These variations and subtle changes seen as the stone ages are values associated with natural materials. No two tabletops are identically the same; variations in both color and veining are to be expected. Over time the stone may fade in color, staining of the surface may appear, and surface cracks-if not already visible at time of purchase-may appear. Small cracks do not affect the structure of the tabletop.

Dimensions



Specification Information

Step 1.

545 A

Step 2. Height/Diameter

- 1.5** 21 1/2" high x 17" diameter
- 3.5** 21 1/2" high x 28 1/2" diameter
- 2.5** 16" high x 28 1/2" diameter

Prices for Steps 1-2.

5451.5	\$2130
5453.5	\$3399
5452.5	\$3399

Step 3. Base Finish

91	white <input type="checkbox"/> A	+\$30
G2	graphite satin <input type="checkbox"/> A	+\$30

Step 4. Top Finish

		1.5	3.5	2.5
HR	wisconsin black marble <input type="checkbox"/> A	+\$631	1022	1022
5U	georgia grey marble <input type="checkbox"/> A	+\$225	360	360
DP	georgia white marble <input type="checkbox"/> A	+\$766	1220	1220
FX	quebec graphite granite <input type="checkbox"/> A	+\$766	1220	1220

Index by Product Name

Herman Miller Collection Accessories	
Eames® Hang-It-All®	page(s) 255
Eames® Molded Plywood Folding Screen	256
Herman Miller Collection Desks and Tables	
Air-Table	page(s) 151
Baguette Table	152
Branca Table	165
Burdick Group® 1/2-Round Work Surface	108
Burdick Group® Base Assembly	104
Burdick Group® Beam	103
Burdick Group® Cable Management Accessory Package	105
Burdick Group® Rectangular Work Surface	107
Burdick Group® Round Work Surface	106
Central Table	153
Claw Occasional Table, Square	173
Claw Table	172
Deja-Vu Console	154
Deja-Vu Extending Table	155
Deja-Vu Table	156
Eames® Desk Unit	101
Eames® Molded Plywood Coffee Table Wood Base	166
Eames® Oval Table, Segmented Base	138
Eames® Rectangular Table, Segmented Base	144
Eames® Round Table, Contract Base	122
Eames® Round Table, Universal Base	112
Eames® Square Table, Contract Base	127
Eames® Square Table, Universal Base	117
Eames® Table Contract Base Round	119
Eames® Table Contract Base Square	124
Eames® Table Segmented Base Oval	133
Eames® Table Segmented Base Rectangular	140
Eames® Table Segmented Base Round	129
Eames® Table Universal Base Round	109
Eames® Table Universal Base Square	114
Eames® Wire Base Elliptical Table	167
Eames® Wire Base Low Table	168
Full Round Table	174
H-Frame Coffee Table	178
H-Frame Side Table	176
I-Beam Coffee Table	180
I-Beam Side Table	181
Nelson™ Pedestal Table	169
Nelson™ Swag Leg Desk	102
Nelson™ Swag Leg Dining Table Rectangular	146
Nelson™ Swag Leg Dining Table Round	147
Nelson™ Swag Leg Work Table	148

Nelson™ X-Leg Table	149
Noguchi® Table	171
She Said Table	164
Steelwood Extending Table	159
Steelwood Table	157
Steelwood Table System	158
Table First	160
Table_One	161
Table_One Bistro	162
Tavolo XZ3 Table	163
Herman Miller Collection Outdoor Furniture	
Air-Chair Outdoor	page(s) 260
Air-Table Outdoor	282
Chair First Outdoor	264
Chair_One Outdoor	261
Chair_One Stacking Outdoor	262
Deja-Vu Chair Outdoor	265
Eames® Aluminum Group Lounge Chair Outdoor	267
Eames® Aluminum Group Ottoman Outdoor	268
Eames® Aluminum Group Side Chair Outdoor	259
Eames® Table Contract Base Round Outdoor	277
Eames® Table Contract Base Square Outdoor	279
Eames® Table Segmented Base Oval Outdoor	280
Eames® Table Segmented Base Rectangular Outdoor	281
Eames® Table Universal Base Round Outdoor	276
Eames® Wire Base Low Table Outdoor	286
Folding Air-Chair Outdoor	263
Nelson™ Pedestal Table Outdoor	287
Paso Doble Chair Outdoor	266
Paso Doble Chaise Lounge Outdoor	269
Paso Doble Foot Stool Outdoor	273
Paso Doble Low Chair High Back Outdoor	271
Paso Doble Low Chair Outdoor	270
Paso Doble Stool Outdoor	274
Spun Rotating Chair	272
Stool_One Outdoor	275
Table First Outdoor	285
Table_One Bistro Outdoor	284
Table_One Outdoor	283
Herman Miller Collection Seating	
Air-Chair	page(s) 15
Air-Chair to Air-Chair Connector	16
Air-Folding Chair	17
Al Bombo® Kit	65
Al Bombo® Stool	64
Bombo® Special Stool	67

Index by Product Name *continued*

Index: Product Name

Bombo® Stool	66	Nelson™ Pedestal Stool	63
Branca Chair	27	Nelson™ Platform Bench	73
Capelli Stool	61	Nelson™ Platform Bench Cushion	74
Chair First	18	Nelson™ Swag Leg Armchair	14
Chair_One 4-Star Base	20	Osso Chair	26
Chair_One Stacking Base	19	Paso Doble Chair	23
Chair_One Cushion	21	Paso Doble Chaise	49
Deja-Vu Chair	22	Paso Doble Lounge Chair	50
Deja-Vu Stool	68	Paso Doble Lounge Chair High Back	51
Eames® Aluminum Group Executive Chair	77	Paso Doble Ottoman	52
Eames® Aluminum Group Lounge Chair	33	Paso Doble Stool	70
Eames® Aluminum Group Management Chair	79	Scissor Chair	54
Eames® Aluminum Group Ottoman	35	She Said Chair	29
Eames® Aluminum Group Side Chair	5	Sled Chair	56
Eames® Chaise	47	Spun Rotating Chair	53
Eames® Executive Chair	85	Steelwood Chair	24
Eames® Lounge Chair	40	Steelwood Stool	71
Eames® Lounge Chair and Ottoman	38	Stool_One	72
Eames® Lounge Chair and Ottoman White Ash	39	Troy Chair	25
Eames® Lounge Chair White Ash	41	Tuxedo Bench	75
Eames® Molded Plastic Armchair	13	Tuxedo Club Chair	57
Eames® Molded Plastic Armchair Rocker Base	44	Tuxedo Corner Sofa with Attached Settee	95
Eames® Molded Plastic Side Chair	9	Tuxedo Corner Sofa with Attached Sofa	97
Eames® Molded Plywood Dining Chair Metal Base	7	Tuxedo Daybed	60
Eames® Molded Plywood Dining Chair Wood Base	8	Tuxedo Museum Bench	76
Eames® Molded Plywood Lounge Chair Metal Base	45	Tuxedo Ottoman	59
Eames® Molded Plywood Lounge Chair Wood Base	46	Tuxedo Settee	93
Eames® Ottoman	42	Tuxedo Sofa	91
Eames® Ottoman White Ash	43	Herman Miller Collection Storage	
Eames® Side Chair Stacking Base Dolly	11	Eames® Storage Unit	page(s) 185
Eames® Sofa	87	H-Frame Credenza Four Units Wide	204
Eames® Sofa Compact	86	H-Frame Credenza One Unit Wide	197
Eames® Soft Pad Group Executive Chair	81	H-Frame Credenza Stone Top	207
Eames® Soft Pad Group Management Chair	83	H-Frame Credenza Three Units Wide	201
Eames® Soft Pad Lounge Chair	36	H-Frame Credenza Two Units Wide	199
Eames® Soft Pad Ottoman	37	Nelson™ Basic Cabinet Series 16.5 x 18	187
Eames® Soft Pad Side Chair	6	Nelson™ Basic Cabinet Series 24 x 24	188
Eames® Walnut Stool	62	Nelson™ Basic Cabinet Series 24 x 34	189
Eames® Wire Chair	12	Nelson™ Basic Cabinet Series 24 x 34 Bookcase	190
Envelope® Chair	30	Nelson™ Basic Cabinet Series 34 x 40	191
Full Twist™ Guest Chair	31	Nelson™ Thin Edge Buffet	192
Goetz™ Sofa	88	Nelson™ Thin Edge Cabinet	193
He Said Chair	28	Nelson™ Thin Edge Chest	194
Lyra Stool	69	Silverware Drawer Insert	208
Nelson™ Coconut Lounge Chair	48	Sled Base Credenza Four Units Wide	220
Nelson™ Marshmallow Sofa	90	Sled Base Credenza Four Units Wide and Stone Top	235

Index by Product Name *continued*

Sled Base Credenza Three Units Wide	216
Sled Base Credenza Three Units Wide and Stone Top	231
Sled Base Credenza Two Units Wide	212
Sled Base Credenza Two Units Wide and Stone Top	227
Sled Base Mobile Credenza	242
Sled Base Mobile Credenza Stone Top	249
Sled Base Mobile Pedestal	239
Sled Base Mobile Pedestal Stone Top	246
Sled Base Pedestal	209
Sled Base Pedestal Stone Top	224
Steelwood Shelving System	195

Index by Product Number

411	Eames® Walnut Stool	page(s) 62	BG120	Burdick Group® Rectangular Work Surface	107
412			BG121		
413			BG122	Burdick Group® Round Work Surface	106
473	Eames® Sofa Compact	86	BG123	Burdick Group® 1/2-Round Work Surface	108
5451.	Nelson™ Pedestal Table Outdoor	287	BG127		
5451L	Nelson™ Pedestal Table	169	BG210	Burdick Group® Cable Management Accessory Package	105
5451S			CTW.	Eames® Molded Plywood Coffee Table Wood Base	166
5451W			DAF	Nelson™ Swag Leg Armchair	14
5452.	Nelson™ Pedestal Table Outdoor	287	DAR.	Eames® Molded Plastic Armchair	13
5452L	Nelson™ Pedestal Table	169	DAW.		
5452S			DAX.		
5452W			DCM.	Eames® Molded Plywood Dining Chair Metal Base	7
5453.	Nelson™ Pedestal Table Outdoor	287	DCW.	Eames® Molded Plywood Dining Chair Wood Base	8
5453L	Nelson™ Pedestal Table	169	DKR.	Eames® Wire Chair	12
5453S			DOLLY.	Eames® Side Chair Stacking Base Dolly	11
5453W			DSR.	Eames® Molded Plastic Side Chair	9
5569.	Nelson™ Coconut Lounge Chair	48	DSS.		
5670	Nelson™ Marshmallow Sofa	90	DSW.		
ACL1A	Claw Table	172	DSX.		
ACL2A	Claw Occasional Table, Square	173	EA306	Eames® Aluminum Group Side Chair	5
AWB1Z	I-Beam Side Table	181	EA308		
AWB2G	I-Beam Coffee Table	180	EA316	Eames® Aluminum Group Lounge Chair	33
AWB2M			EA322		
AWH2G	H-Frame Coffee Table	178	EA323	Eames® Aluminum Group Ottoman	35
AWH2G	H-Frame Side Table	176	EA334	Eames® Aluminum Group Management Chair	79
AWH2S	H-Frame Coffee Table	178	EA335		
AWH2S	H-Frame Side Table	176	EA337	Eames® Aluminum Group Executive Chair	77
AWH2W	H-Frame Coffee Table	178	EA406	Eames® Soft Pad Side Chair	6
AWH2W	H-Frame Side Table	176	EA408		
AWR2-	Full Round Table	174	EA416	Eames® Soft Pad Lounge Chair	36
BC1618	Nelson™ Basic Cabinet Series 16.5 x 18	187	EA422		
BC2400	Nelson™ Basic Cabinet Series 24 x 34 Bookcase	190	EA423	Eames® Soft Pad Ottoman	37
BC2424	Nelson™ Basic Cabinet Series 24 x 24	188	EA434	Eames® Soft Pad Group Management Chair	83
BC2434	Nelson™ Basic Cabinet Series 24 x 34	189	EA435		
BC3440	Nelson™ Basic Cabinet Series 34 x 40	191	EA437	Eames® Soft Pad Group Executive Chair	81
BG101	Burdick Group® Beam	103	EA506	Eames® Aluminum Group Side Chair Outdoor	259
BG102			EA508		
BG103	Burdick Group® Base Assembly	104	EA516	Eames® Aluminum Group Lounge Chair Outdoor	267
BG105	Burdick Group® Beam	103	EA523	Eames® Aluminum Group Ottoman Outdoor	268
BG106			EDU10.	Eames® Desk Unit	101
BG107	Burdick Group® Base Assembly	104	EDU20.		
BG115	Burdick Group® Rectangular Work Surface	107	EDU21.		
BG116			ES106	Eames® Chaise	47
BG117	Burdick Group® Round Work Surface	106	ES108	Eames® Sofa	87
BG118	Burdick Group® 1/2-Round Work Surface	108	ES110		
			ES204	Eames® Executive Chair	85

Index by Product Number *continued*

Index: Product Number

ES670	Eames® Lounge Chair	40	ET187	Eames® Table Segmented Base Rectangular	140
ES670	Eames® Lounge Chair and Ottoman	38	ET188		
ES670	Eames® Lounge Chair and Ottoman White Ash	39	ET189		
ES670	Eames® Lounge Chair White Ash	41	ET301	Eames® Table Universal Base Round	109
ES671	Eames® Ottoman	42	ET302		
ES671	Eames® Ottoman White Ash	43	ET307	Eames® Table Contract Base Round	119
ESU100	Eames® Storage Unit	185	ET308		
ESU150			ET560	Eames® Table Contract Base Round Outdoor	277
ESU201			ET560	Eames® Table Universal Base Round Outdoor	276
ESU230			ET561	Eames® Table Contract Base Round Outdoor	277
ESU420			ET561	Eames® Table Contract Base Square Outdoor	279
ET101	Eames® Table Universal Base Round	109	ET564	Eames® Table Segmented Base Rectangular Outdoor	281
ET102			ET565	Eames® Table Segmented Base Oval Outdoor	280
ET104	Eames® Table Universal Base Square	114	ET568	Eames® Table Segmented Base Rectangular Outdoor	281
ET105			ET580	Eames® Table Contract Base Round Outdoor	277
ET107	Eames® Table Contract Base Round	119	ET580	Eames® Table Universal Base Round Outdoor	276
ET108			ET581	Eames® Table Contract Base Round Outdoor	277
ET112	Eames® Table Contract Base Square	124	ET601	Eames® Round Table, Universal Base	112
ET113			ET602		
ET122	Eames® Table Segmented Base Round	129	ET604	Eames® Square Table, Universal Base	117
ET123			ET607	Eames® Round Table, Contract Base	122
ET124			ET608		
ET127			ET609		
ET129			ET610		
ET131			ET612	Eames® Square Table, Contract Base	127
ET142	Eames® Table Segmented Base Rectangular	140	ET614		
ET143			ET643	Eames® Rectangular Table, Segmented Base	144
ET144			ET650	Eames® Oval Table, Segmented Base	138
ET145			ET652		
ET147			ET687	Eames® Rectangular Table, Segmented Base	144
ET149	Eames® Table Segmented Base Oval	133	ET801	Eames® Round Table, Universal Base	112
ET150			ET802		
ET151			ET807	Eames® Round Table, Contract Base	122
ET152			ET808		
ET153			ET809		
ET155			ET810		
ET156			ETRT.	Eames® Wire Base Elliptical Table	167
ET157			FSW.	Eames® Molded Plywood Folding Screen	256
ET158			GS100.	Goetz™ Sofa	88
ET160			HIA	Eames® Hang-It-All®	255
ET161			IN50	Noguchi® Table	171
ET162			JAH1-	Silverware Drawer Insert	208
ET164			JAS1-		
ET166			JCH1-	H-Frame Credenza One Unit Wide	197
ET168			JCH1S	H-Frame Credenza Stone Top	207
ET170			JCH2-	H-Frame Credenza Two Units Wide	199

Index by Product Number *continued*

JCH2S	H-Frame Credenza Stone Top	207	MGE71. Table_One Outdoor	283
JCH3-	H-Frame Credenza Three Units Wide	201	MGE80. Table_One Bistro	162
JCH3S	H-Frame Credenza Stone Top	207	MGE81. Table_One Bistro Outdoor	284
JCH4-	H-Frame Credenza Four Units Wide	204	MGE90. Chair_One Cushion	21
JCH4S	H-Frame Credenza Stone Top	207	MGF00. Chair First	18
JCS1-	Sled Base Pedestal	209	MGF01. Chair First Outdoor	264
JCS1S	Sled Base Pedestal Stone Top	224	MGF70. Table First	160
JCS2-	Sled Base Credenza Two Units Wide	212	MGF80. Table First Outdoor	285
JCS2S	Sled Base Credenza Two Units Wide and Stone Top	227	MGG70. Baguette Table	152
JCS3-	Sled Base Credenza Three Units Wide	216	MGG80. Central Table	153
JCS3S	Sled Base Credenza Three Units Wide and Stone Top	231	MGH00. He Said Chair	28
JCS4-	Sled Base Credenza Four Units Wide	220	MGH01. She Said Chair	29
JCS4S	Sled Base Credenza Four Units Wide and Stone Top	235	MGH70. She Said Table	164
JMS1-	Sled Base Mobile Pedestal	239	MGJ00. Osso Chair	26
JMS1S	Sled Base Mobile Pedestal Stone Top	246	MGL20. Lyra Stool	69
JMS2-	Sled Base Mobile Credenza	242	MGN00. Spun Rotating Chair	53, 272
JMS2S	Sled Base Mobile Credenza Stone Top	249	MGP00. Paso Doble Chair	23
KC100.	Capelli Stool	61	MGP01. Paso Doble Lounge Chair	50
LCM.	Eames® Molded Plywood Lounge Chair Metal Base	45	MGP02. Paso Doble Lounge Chair High Back	51
LCW.	Eames® Molded Plywood Lounge Chair Wood Base	46	MGP03. Paso Doble Ottoman	52
LTRT.	Eames® Wire Base Low Table	168	MGP10. Paso Doble Chair Outdoor	266
LTRT.	Eames® Wire Base Low Table Outdoor	286	MGP11. Paso Doble Low Chair Outdoor	270
MGA00.	Air-Chair	15	MGP12. Paso Doble Low Chair High Back Outdoor	271
MGA01.	Air-Folding Chair	17	MGP13. Paso Doble Foot Stool Outdoor	273
MGA10.	Air-Chair Outdoor	260	MGP20. Paso Doble Stool	70
MGA11.	Folding Air-Chair Outdoor	263	MGP30. Paso Doble Stool Outdoor	274
MGA70.	Air-Table	151	MGP40. Paso Doble Chaise	49
MGA71.	Air-Table Outdoor	282	MGP50. Paso Doble Chaise Lounge Outdoor	269
MGA90.	Air-Chair to Air-Chair Connector	16	MGR00. Branca Chair	27
MGB20.	Al Bombo® Stool	64	MGR70. Branca Table	165
MGB21.	Bombo® Stool	66	MGS00. Steelwood Chair	24
MGB22.	Bombo® Special Stool	67	MGS20. Steelwood Stool	71
MGB90.	Al Bombo® Kit	65	MGS70. Steelwood Table	157
MGD00.	Deja-Vu Chair	22	MGS71. Steelwood Extending Table	159
MGD10.	Deja-Vu Chair Outdoor	265	MGS72. Steelwood Table System	158
MGD20.	Deja-Vu Stool	68	MGS90. Steelwood Shelving System	195
MGD70.	Deja-Vu Table	156	MGT70. Tavolo XZ3 Table	163
MGD71.	Deja-Vu Extending Table	155	MGY00. Troy Chair	25
MGD72.	Deja-Vu Console	154	NS585 Nelson™ Swag Leg Desk	102
MGE00.	Chair_One 4-Star Base	20	NS585 Nelson™ Swag Leg Dining Table Rectangular	146
MGE00.	Chair_One Stacking Base	19	NS585 Nelson™ Swag Leg Dining Table Round	147
MGE10.	Chair_One Outdoor	261	NS585 Nelson™ Swag Leg Work Table	148
MGE10.	Chair_One Stacking Outdoor	262	NX100. Nelson™ X-Leg Table	149
MGE20.	Stool_One	72	PB. Nelson™ Platform Bench	73
MGE30.	Stool_One Outdoor	275	PBC. Nelson™ Platform Bench Cushion	74
MGE70.	Table_One	161	PS16 Nelson™ Pedestal Stool	63

Index by Product Number *continued*

Index: Product Number

RAR.	Eames® Molded Plastic Armchair Rocker Base	44
SBEV-	Envelope® Chair	30
SBSC-	Scissor Chair	54
SBSD-		
SBSU-	Sled Chair	56
SFT1M	Full Twist™ Guest Chair	31
SFT1N		
SFT1W		
ST1AN	Tuxedo Club Chair	57
ST1AQ		
ST1BN	Tuxedo Ottoman	59
ST1BQ		
ST1NN	Tuxedo Club Chair	57
ST1NQ		
ST2AN	Tuxedo Settee	93
ST2AQ		
ST2BN	Tuxedo Bench	75
ST2BQ		
ST2MN	Tuxedo Corner Sofa with Attached Settee	95
ST2MQ		
ST2NN	Tuxedo Settee	93
ST2NQ		
ST3AN	Tuxedo Sofa	91
ST3AQ		
ST3BN	Tuxedo Museum Bench	76
ST3BQ		
ST3DN	Tuxedo Daybed	60
ST3DQ		
ST3MN	Tuxedo Corner Sofa with Attached Sofa	97
ST3MQ		
ST3NN	Tuxedo Sofa	91
ST3NQ		
TE2100	Nelson™ Thin Edge Chest	194
TE2134	Nelson™ Thin Edge Cabinet	193
TE2167	Nelson™ Thin Edge Buffet	192

For more information about our products and services or to see a list of dealers, please visit us at HermanMiller.com or call (800) 851 1196.

This book is recyclable. Printed in U.S.A. on recycled paper.

© 2012 Herman Miller, Inc., Zeeland, Michigan

® **HermanMiller**, ●, 3D Intelligent, Abak, AO, Action Office, Advo, Aeron, Ambi, ArcSpan, Ardea, Aside, Avall, Avive, Babble, C2, Canvas Office Landscape, Caper, Celle, Co/Struc, Daisiyone, DOT, Eames, Embody, Envelop, Equa 2, Ergon 3, Ethospace, Fine-Tune, FlexFront, FLO, Ground Cloth, Herman Miller Healthcare, Herman Miller Options, Intersect, Kinemat, Lapjack, Leaf, Life Unframed, Lifework, Limerick, Meridian, Mirra, Passage, Pellicle, Perspectives, PostureFit, Prospects, Quadrant, Resolve, Rodney, RoomTune, SAYL, Scooter, Setu, Stoa, Teneo, Thrive, Tu, Vary Easy, Wishbone, Y-Tower, and Z-Axis are among the registered trademarks of Herman Miller, Inc., and its owned subsidiaries.

™ About Face, AireWeave, Airia, Arrio, Backfit, Boomerang, Bubbletack, Celeste, Cellular Suspension, Clam, CLT, CoActive, Cognita, Compass, Cygnus, Durawrap, Eco-Dematerialized, Enchord, EnhancedAccess, Everywhere, E-Wall, Flex-Edge, Flute, Formcoat, Harmonic, Herman Miller for the Home, Herman Miller International Collection, Herman Miller Select, Hopsak 2, Iota, JAW, Keyless Entry, Latitude, LOOP, Lyris, Lyris 2, Multiscrim, My Studio Environments, Nala, Nelson, Pixelated Support, Programmable Environments, Q, Rapunzel, Recline Selector, Sense, Stackable, Stackable Storage, Swoop, TaskPointe, Thinking is good for you, Tone, TriFlex, Twist, and V-Wall are among the trademarks of Herman Miller, Inc., and its owned subsidiaries.

SM S3, TAP, Textile Alliance Program, and Thoughtpile are among the service marks of Herman Miller, Inc.

Chemsurf® is a registered trademark of Wilsonart International.

Corian® is a registered trademark of DuPont.

DACRON® is a registered trademark of INVISTA S.a r.l.

FLEXNET™ is a trademark of Milliken & Company.

Floor Saver Glide® is a registered trademark of Carpin Manufacturing, Inc.

Geiger® is a registered trademark of Geiger International.

Goetz™ is a trademark of Mark W. Goetz.

Hang-It-All® is a registered trademark of Lucia Eames Demetrios, d.b.a. Eames Office.

Holophane® is a registered trademark of Holophane.

Ingeo™ is a trademark of Cargill Dow LLC.

iPad® is a registered trademark of Apple, Inc.

LifeSize® is a registered trademark of LifeSize Communications, Inc.

Microsoft® and Natural® Keyboard are registered trademarks of Microsoft Corporation.

MOTOROLA XOOM™ is a trademark of Motorola Trademark Holdings, LLC.

Noguchi® is a registered trademark of The Isamu Noguchi Foundation and Garden Museum.

Qt Quiet technology™ and Qt™ are trademarks of Cambridge Sound Management, Inc.