NOTE:

1. APPLY LOCTITE E-20HP HYSOL EPOXY STRUCTURAL ADHESIVE.
WIPE OFF EXCESS EPOXY
ENSURE ENOUGH EPOXY IS ADDED TO OVERFILL WHEN MAGNET IS INSTALLED
UPON ASSEMBLY ENSURE MAGNET IS COMPLETELY RECESSED BELOW THE SURFACE OF THE DRAIN COVER

2. ENSURE TO INSTALL MAGNETS WITH POSITIVE "+" (UNMARKED) SIDE FACING UP
TEST POLARITY UPON ASSEMBLY : THE TESTER SHOULD
SHOW " S" AND LIGHT SHOULD TURN GREEN

BILL OF MATERIAL (CURRENT LEVEL)

ITEM	PT/ASSY	DESCRIPTION	TYPE	QTY.
1	92433	SUPER DISC MAGNET	PART	4
2	50957	6" DRAIN COVER	PART	1

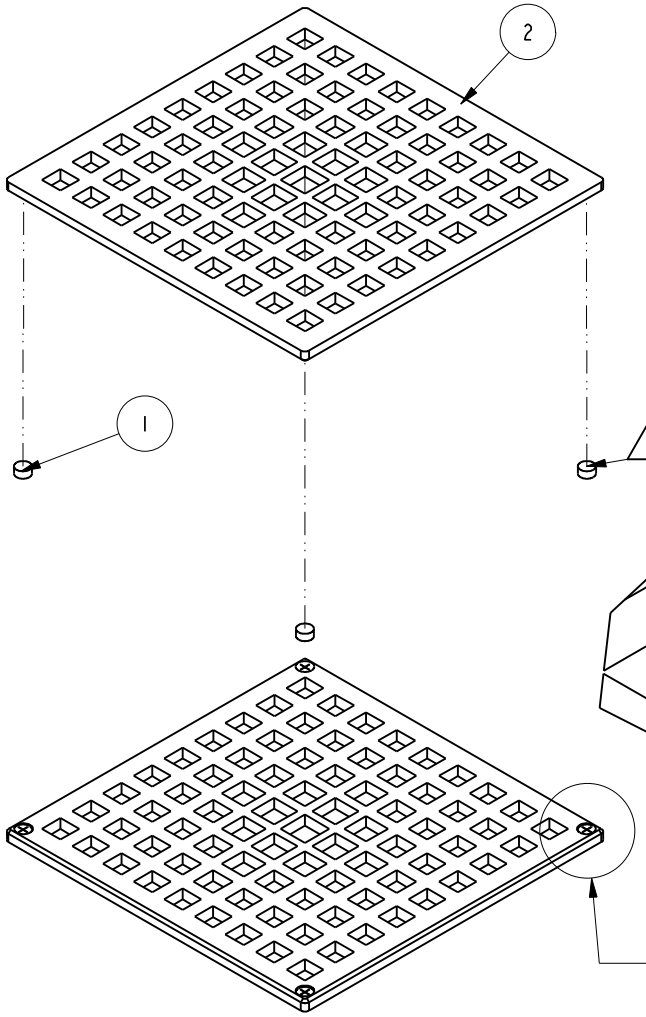



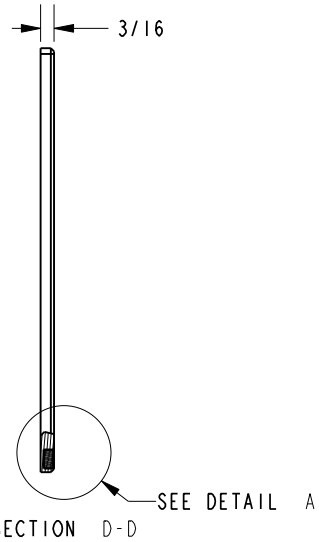

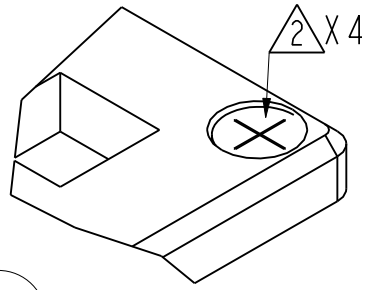

DETAIL B
SCALE 2.000



DETAIL A
SCALE 2.000

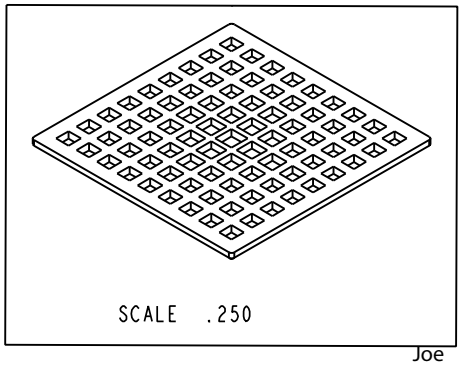

SCALE .250

Joe Manga

Digitally signed by Joe Manga
DN: cn=Joe Manga, o=Brasstech, ou, email=jmanga@brasstech.com, c=US
Date: 2013.01.04 11:22:49 -08'00'

REV	REV DESC	DATE
D	EN-2401	01/04/13
C	EN-2380	12/21/12
B	EN-2346	11/09/12
A	EN-2252	08/09/12
-	EN-1714	03/09/12

COPYRIGHT 2005 BRASSTECH, INC. THESE DRAWINGS AND THE DESIGNS DEPICTED HEREIN ARE THE PROPRIETARY PROPERTY OF BRASSTECH. ANY USE OR REPRODUCTION IS SUBJECT TO THE EXPRESS APPROVAL OF BRASSTECH. UNAUTHORIZED USE IS STRICTLY PROHIBITED. ALL RIGHTS RESERVED.

BRASSTECH INCORPORATED
2001 E. CARNEGIE AVE.
SANTA ANA, CA 92705
(949) 417-5207

SQUARE 6" DRAIN GRID

ASSY. NO. 233-601

SCALE .375 | REF. - | SHEET 1 OF 1