

# Product Guide

## User and Maintenance Information

**IMPORTANT INFORMATION:** Please save this product guide.

### Recommended Use

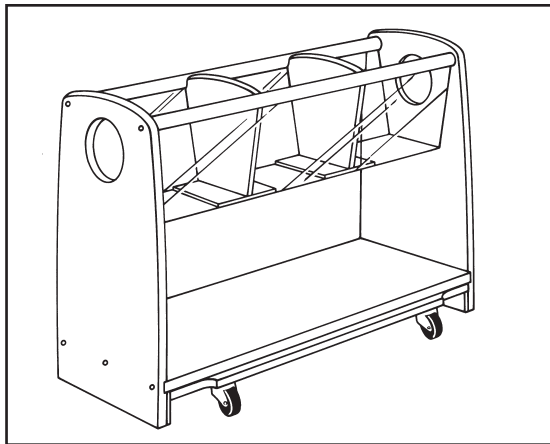
The Book Cart provides a unique, accessible and versatile book display or storage system for young children. It has a solid maple shelf, close to the ground, and a broad base for stability.

The clear plastic bin creates an attractive, highly visible storage area.

4-1/2" holes in each end provide excellent hand-grips for moving.

Solid maple dividers (snapped into the bin) can slide back and forth to create different size compartments. The dividers can be removed for cleaning. (See the Operations section on this Product Guide.)

Moving this product is made easy by the castors on the toe-trim which can be engaged or released as desired. (See Mobility instructions on this product guide.)



### WARNING

▲ This product is intended for use by children of immature judgement therefore supervision is required at all times.

### Assembly

This product comes in one carton completely assembled. The carton contains:

1. This Product Guide.
2. One 23-1/2" High Book Cart.
3. Two Sliding Dividers (in Clear Plastic Bin).

If your shipment is incomplete, please call your Customer Center.

## F777 Book Cart

### Operation

The dividers in the clear bin can slide easily to any position desired. To remove a divider (see figure A) from the bin (e.g. for cleaning) do the following:

- A. Slide the divider to the center of the bin.
- B. Rotate the divider in the bin until it snaps loose.

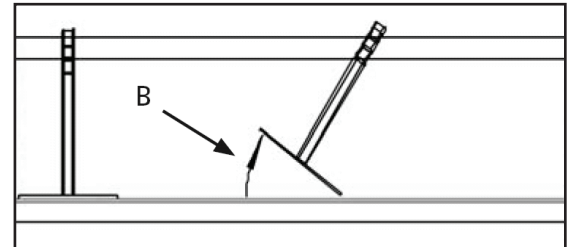


Figure A

### Mobility

This item comes with four sturdy castors fastened to the toe-trim. These can be easily engaged and disengaged using the following procedure (See Figure B):

1. With one person at each end of the unit, tip slightly to one side. This allows toe-trim to pivot.
2. Rotate the toe-trim to the desired position by pulling or pushing on one of the handholds (at each end of the toe-trim).
3. Tip the unit slightly to the other side and repeat the procedure to activate the other castors.

**Note:** When engaging castors, tip item back and engage front castors first so that tipping will not cause items to fall off the bottom shelf. When disengaging castors, tip item forward, and release rear castors first.

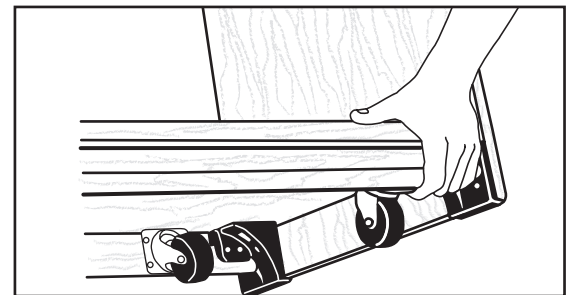


Figure B

### CUSTOMER SERVICE:

#### United States

PO Box 2

Ulster Park, NY 12487

Office hours: 9-5 EST

Phone (800) 777-4244

Fax (800) 336-5948

(845) 572-3468

www.CommunityPlaythings.com

Sales@CommunityPlaythings.com



# Product Guide

## User and Maintenance Information

F777 Book Cart

### ⚠ CAUTION

- ▲ Never change the position of the castors with less than two people.
- ▲ Always use the handholds provided (at each end of the toe trim).
- ▲ After disengaging wheels, give item a small sideways push to settle the wheels into place. You will notice the item sitting down securely on its glides.

### Maintenance

Periodically inspect for cracks, breaks, loose parts, missing parts, and/or malfunctions. Remove the product from service when any condition develops that might make operation unsafe.

### Cleaning:

Wipe the wood parts and clear bin with a damp cloth and a mild detergent. Do not use excessive water.

### ⚠ CAUTION

- ▲ Do not use organic solvents such as Acetone, or Paint Thinners to clean the clear plastic bin.

### Construction

This product is fastened by dado/screw joints. The sides are made from solid maple, finished with a durable clear finish. The dowels are made from sturdy hardwood. The clear bin is made from durable plastic.

### User Modifications

We are not responsible for modifications made by customers to our products, without our supervision, testing or evaluation.

### Ordering Parts

To order replacement parts, contact Customer Service with a description of the part(s) needed and the ID Code from the product.

**Use only replacement parts supplied by Community Playthings.**

### CUSTOMER SERVICE:

#### United States

PO Box 2

Ulster Park, NY 12487

Office hours: 9-5 EST

Phone (800) 777-4244

Fax (800) 336-5948

(845) 572-3468

[www.CommunityPlaythings.com](http://www.CommunityPlaythings.com)

[Sales@CommunityPlaythings.com](mailto:Sales@CommunityPlaythings.com)

