






3R

| | Plastic Laminate * | Wood Veneer * | Solid Surface * Grade 1 | Solid Surface * Grade 2 | Post-Consumer Recycled Content | Pre-Consumer |
|---|--------------------|---------------|----------------------------|----------------------------|--------------------------------------|--------------|
| | Panel Options | | | | | |
| 6700 | 1440 | 1620 | 1990 | 2250 | | |
|  <p>Waste/Recycling Center Painted steel frame Stainless steel lid 18 Gallon receptacle</p> <p>14.5w x 20.5d x 30h</p> | | | | | Plastic Laminate Panel: 29.63% | 49.76% |
| 6701 | 2330 | 2650 | 3090 | 3350 | | |
|  <p>Waste/Recycling Center Painted steel frame Stainless steel lid 18 Gallon receptacles</p> <p>27w x 20.5d x 30h</p> | | | | | Plastic Laminate Panel: 33.81% | 46.47% |
| 6702 | 3220 | 3680 | 4190 | 4450 | | |
|  <p>Waste/Recycling Center Painted steel frame Stainless steel lid 18 Gallon receptacles</p> <p>39.5w x 20.5d x 30h</p> | | | | | Plastic Laminate Panel: 35.85% | 44.78% |
| 6703 | 4110 | 4710 | 5290 | 5550 | | |
|  <p>Waste/Recycling Center Painted steel frame Stainless steel lid 18 Gallon receptacles</p> <p>52w x 20.5d x 30h</p> | | | | | Plastic Laminate Panel: 37.72% | 43.00% |

Stainless Steel Lids Selection



Panel Material Selections

- * Plastic Laminate Panels - Wilsonart Panels with self edge; refer to page 8
- * Wood Veneered Panels - Maple or Cherry with Standard Wood Finishes; refer to page 8
- * Solid Surface Grade 1 - Wilsonart Solid Colors and TM, MG Series
- * Solid Surface Grade 2 - Wilsonart RS, CR and EA Series


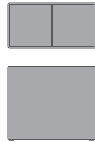

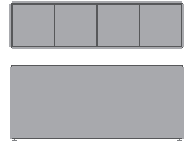
Custom Material and Finishes Available.

Notes:

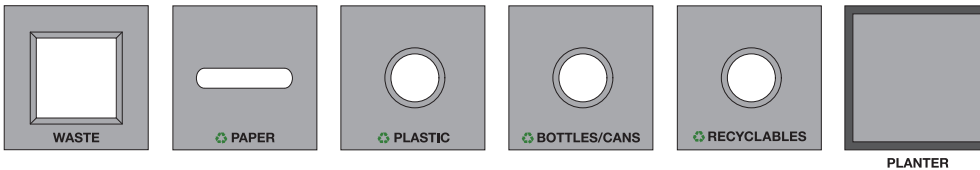
1. Specify frame paint finish.
2. Select lid/label and configuration of lids.
3. Specify panel material.
4. Waste/Recycling units have an internal bag-holding system to secure plastic bag.
5. Waste/Recycling receptacles come with rigid plastic liner.
6. Planter option has aluminum container 10" deep, unless depth is specified.
7. Dimensions include 1/2" thick panels.

3R

| | Plastic Laminate | Wood Veneer | Solid Surface Grade 1 | Solid Surface Grade 2 | Post-Consumer Recycled Content | Pre-Consumer Recycled Content |
|--|------------------|-------------|-----------------------|-----------------------|--------------------------------|-------------------------------|
|--|------------------|-------------|-----------------------|-----------------------|--------------------------------|-------------------------------|

| | Panel Options | | | | | |
|--|---------------|------|------|------|--------------------------------|--------|
| 6704 | 1630 | 1750 | 2250 | 2440 | | |
|  <p>Waste/Recycling Center Painted steel frame Stainless steel lid 30 Gallon receptacle</p> <p>20.5w x 20.5d x 30h</p> | | | | | Plastic Laminate Panel: 30.69% | 48.56% |
| 6705 | 2670 | 3070 | 3800 | 3990 | | |
|  <p>Waste/Recycling Center Painted steel frame Stainless steel lid 30 Gallon receptacles</p> <p>39w x 20.5d x 30h</p> | | | | | Plastic Laminate Panel: 34.49% | 45.46% |
| 6706 | 3710 | 4390 | 5350 | 5540 | | |
|  <p>Waste/Recycling Center Painted steel frame Stainless steel lid 30 Gallon receptacles</p> <p>57.5w x 20.5d x 30h</p> | | | | | Plastic Laminate Panel: 36.47% | 43.84% |
| 6707 | 4750 | 5710 | 6900 | 7090 | | |
|  <p>Waste/Recycling Center Painted steel frame Stainless steel lid 30 Gallon receptacles</p> <p>76w x 20.5d x 30h</p> | | | | | Plastic Laminate Panel: 37.07% | 43.29% |

Stainless Steel Lids Selection



Panel Material Selections

- * Plastic Laminate Panels - Wilsonart, Panels with self edge; refer to page 8
- * Wood Veneered Panels - Maple or Cherry with Standard Wood Finishes; refer to page 8
- * Solid Surface Grade 1 - Wilsonart Solid Colors and TM, MG Series
- * Solid Surface Grade 2 - Wilsonart RS, CR and EA Series

Custom Material and Finishes Available.


Notes:

1. Specify frame paint finish.
2. Select lid/label and configuration of lids.
3. Specify panel material.
4. Waste/Recycling units have an internal bag-holding system to secure plastic bag.
5. Waste/Recycling receptacles come with rigid plastic liner.
6. Planter option has aluminum container 10" deep, unless depth is specified.
7. Dimensions include 1/2" thick panels.

3R

| | | | | | |
|--------------------|---------------|----------------------------|----------------------------|--------------------------------------|--------------|
| Plastic Laminate * | Wood Veneer * | Solid Surface * Grade 1 | Solid Surface * Grade 2 | Post-Consumer Recycled Content | Pre-Consumer |
| Panel Options | | | | | |

| | | | | |
|-------------|------|------|------|------|
| 6708 | 2530 | 2930 | 3600 | 3790 |
|-------------|------|------|------|------|

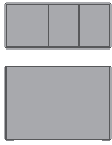


Waste/Recycling Center
 Painted steel frame
 Stainless steel lid
 30/18 Gallon receptacles

33w x 20.5d x 30h

Plastic Laminate Panel: 34.73% 45.85%

| | | | | |
|-------------|------|------|------|------|
| 6709 | 3410 | 3870 | 4750 | 5010 |
|-------------|------|------|------|------|




Waste/Recycling Center
 Painted steel frame
 Stainless steel lid
 30/18/18 Gallon receptacles

45.5w x 20.5d x 30h

Plastic Laminate Panel: 37.07% 44.19%

| | | | | |
|-------------|------|------|------|------|
| 6710 | 3570 | 4250 | 5150 | 5340 |
|-------------|------|------|------|------|




Waste/Recycling Center
 Painted steel frame
 Stainless steel lid
 30/30/18 Gallon receptacles

51w x 20.5d x 30h

Plastic Laminate Panel: 36.99% 44.07%

| | | | | |
|-------------|------|------|------|------|
| 6711 | 4300 | 4900 | 5850 | 6110 |
|-------------|------|------|------|------|



Waste/Recycling Center
 Painted steel frame
 Stainless steel lid
 30/18/18/18 Gallon receptacles

58w x 20.5d x 30h

Plastic Laminate Panel: 36.47% 45.08%

Notes:
 1. Refer to page 8 and 13 for lid and panel selections and specification notes

3R

| Plastic Laminate * | Wood Veneer * | Solid Surface * Grade 1 | Solid Surface * Grade 2 | Post-Consumer Recycled Content | Pre-Consumer Recycled Content |
|--------------------|---------------|----------------------------|----------------------------|--------------------------------------|-------------------------------------|
|--------------------|---------------|----------------------------|----------------------------|--------------------------------------|-------------------------------------|

Panel Options

| | | | | | |
|-------------|------|------|------|------|--|
| 6712 | 4490 | 5090 | 6410 | 6670 | |
|-------------|------|------|------|------|--|



Waste/Recycling Center

Painted steel frame
Stainless steel lid
30/30/18/18 Gallon receptacles

64w x 20.5d x 30h

Plastic Laminate Panel: 36.45% 44.95%

| | | | | | |
|-------------|------|------|------|------|--|
| 6713 | 4610 | 5570 | 6700 | 6890 | |
|-------------|------|------|------|------|--|




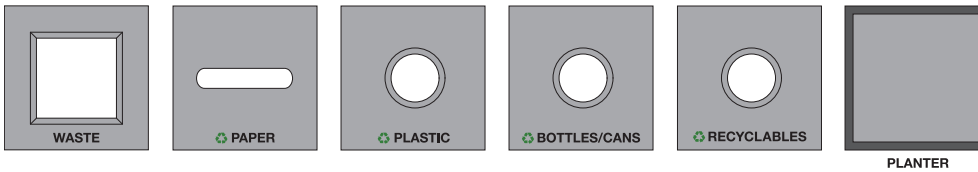
Waste/Recycling Center

Painted steel frame
Stainless steel lid
30/30/30/18 Gallon receptacles

70w x 20.5d x 30h

Plastic Laminate Panel: 36.41% 44.78%

Stainless Steel Lids Selection



Panel Material Selections

- * Plastic Laminate Panels - Wilsonart Panels with self edge; refer to page 8
- * Wood Veneered Panels - Maple or Cherry with Standard Wood Finishes; refer to page 8
- * Solid Surface Grade 1 - Wilsonart Solid Colors and TM, MG Series
- * Solid Surface Grade 2 - Wilsonart RS, CR and EA Series

Custom Material and Finishes Available.

Notes:

1. Specify frame paint finish.
2. Select lid/label and configuration of lids.
3. Specify panel material.
4. Waste/Recycling units have an internal bag-holding system to secure plastic bag.
5. Waste/Recycling receptacles come with rigid plastic liner.
6. Planter option has aluminum container 10" deep, unless depth is specified.
7. Dimensions include 1/2" thick panels.