

# TRANQUILITY

Price and Specification Guide



Effective June 1, 2012

# krug

HEALTHCARE SOLUTIONS

# TABLE OF CONTENTS

## **GENERAL INFORMATION**

- 1 General Information
- 3 LEED Summary Information
- 4 Technical Specifications

## **TRANQUILITY SPECIFICATIONS**

- 6 Typical Configuration
- 7 The Genesis of Tranquility
- 7 Features
- 9 Required to Specify
- 9 Product Code Key
- 10 Options
- 11 Wardrobes
- 13 Benches
- 15 Patient Divider Module
- 16 Sliding Resin Partitions
- 17 Patient Entertainment Modules
- 18 Nurses' Modules
- 20 Connectivity Solutions

# GENERAL INFORMATION

## Terms and Conditions

Net 30 days. A late payment charge of 1% per month will be applied on overdue invoices. This charge will be pro-rated to the number of days past 30 days that the invoice is overdue. All applicable sales taxes are extra. Prices include shipping to territorial warehouse. Distribution of this price list does not in itself constitute an offer to sell. Orders can be received only from authorized Krug dealers. Acceptance of any order and terms of sale may be established at the discretion of Krug. Deposits are required on orders received from new accounts as well as on large or special orders. Krug reserves the right to discontinue designs, or to change designs, construction, prices, or materials without notice.

## Customer Service Hours

Please note customer service hours are:  
8:30 am to 5:00 pm est  
1.888.578.KRUG  
1.519.748.5177 fax

## Order Acknowledgements

Each order will be acknowledged via e-mail or fax. This acknowledgement is the final agreement between Krug and the customer, superseding all previous communications regarding the purchase order. Where there is a discrepancy on a purchase order between a product code and a description, Krug will make every effort to resolve the discrepancy, but will be ruled by the product code ordered. Please check all acknowledgements for accuracy, and advise Krug of any discrepancies with a purchase order.

## Cancellation

A cancellation can be made only by expressed agreement with Krug. A cancellation fee may be incurred for restocking.

## Dimensions

Dimensions are in inches and approximate, and subject to change without notice. Contact Customer Service if dimensions are critical.

## Blanket Wrapping

Krug will blanket wrap orders at a customer's request. Please indicate on your purchase order and contact Customer Service.

## Storage Charges

Krug reserves the right to assess a nominal storage charge if a customer does not accept shipment of an order within a week of the ship date.

## Contact Information

Phone: 1.888.578.KRUG  
Fax: 1.519.748.5177  
Purchase Order Fax: 1.888.236.4783 or  
Email: orders@krug.ca  
Web: www.krug.ca  
E-mail: solutions@krug.ca

## Installation Support

For assistance please contact Technical Support at 1-888-578-5784 x216 or e-mail installationhelp@krug.ca and you will be directed to the appropriate installation support person.

## Pricing

Krug endeavors to ensure that all prices in this price list reflect accurately our current prices. However, errors do occur and will be rectified through notices to the field. Krug reserves the right to acknowledge pricing that may be different from the price list.

## Lifetime Warranty

Krug warrants our products to be free from defects in materials and workmanship for the lifetime of their use.

This warranty is applicable to products in use by their original purchaser. This warranty does not apply to components and materials not manufactured by Krug: these are subject to the specific warranties of their manufacturers (if any). Repair or replacement of any defect covered under this warranty by Krug will be made, at our option and method, at no charge to the original purchaser. Krug's judgment is final and binding with respect to the nature or cause of defects or damage, and the necessity or manner or repair or replacement.

This warranty does not apply to defects or damage resulting from:

- normal wear and tear occurring with the use of the product
- negligence, misuse, excessive use, alteration, improper cleaning or repair
- the substitution or use of incorrect or unauthorized components or materials
- handling and installation that is incorrect, or that causes damage or defect
- damage incurred by a freight carrier other than Krug
- wearing of finishes and fabrics, and normal color variation in materials (including dye lot variation)
- properties of natural materials, including wood and leather
- exposure to environments with uncontrolled temperature and humidity (product must be transported, stored and used in climate-controlled conditions)

## EXPORT PACKAGING

Krug is pleased to provide the option for export packaging on all our products, to provide additional protection from damage.

Export packaging is provided at an upcharge of 5% of the net selling price per item.

Export Packaging is **STRONGLY RECOMMENDED** for:

- (A) all shipments outside of the lower 48 states and Canada
- (B) all shipments that will be held in storage for an extended period prior to installation.

**Important:** Please note that Krug will not be responsible for damage claims on product shipped or stored in the above conditions but where export packaging has not been utilized.

Please contact Customer Service for specifications or any other assistance regarding export packaging.

## Freight Terms and Conditions

1. Please contact Customer Service for freight terms specific to your local area.

2. Docks at the selected delivery location must be equipped to handle a 53' trailer.

3. When a Krug territorial warehouse is selected as the default delivery location, it is understood that Krug pays freight cost to the territorial warehouse only, and no further. The Customer is responsible for all charges from this point.

4. Krug utilizes truck carriers that are dedicated office furniture specialists.

5. For all deliveries, it is understood that Krug or its agent is making a dock delivery only (equipped to handle a 53' trailer), and any further work of truck unloading, delivery beyond the dock, installation, and removal of packaging is not authorized or paid for by Krug.

6. Drop shipments to the installation site, and timed deliveries, are available on larger shipments (full truckloads or slightly less) at no additional charge. Drop shipments or timed deliveries for smaller shipments may not be available, or if available will require a surcharge. Deliveries on an after hours basis, or on weekends, or any other special requirements, may be subject to a surcharge. Location and contact information, and the requested time of delivery, is required at least one week prior to the acknowledged shipment date. If this information is not provided one week in advance, or if the location or time of the drop shipment is changed less than one week in advance, a surcharge may be applied, and/or the drop shipment may not be scheduled. For deliveries requested Monday to Thursday after 5:00 pm, please apply a surcharge of \$250/shipment. For deliveries requested Monday to Friday before 7:00 am, please apply a surcharge of \$250/shipment. For deliveries requested Friday (after 3:00 pm) or weekends, please apply a surcharge of \$500/shipment. (local times)

7. For all deliveries - whether to the Customer location or drop shipment - any circumstances that result in the delay of our carrier (including unsuitable receiving facilities, or facilities not open or available), service charges will be applied at the rate of \$75/hour. Where re-delivery is necessary because of these circumstances, the full cost of re-delivery will be charged. If Less Than Truck Load is delivering, one hour is allocated to unload. Any additional time required to unload after the first hour is \$75/hour. If a Truck Load is delivering three hours is allocated to unload. Any additional time required to unload is \$75/hour. For direct deliveries to site, facilities must accommodate 48- 53' trailers. Krug is responsible for delivery to the approved delivery address. If an address change is required, this must be authorized by Krug 5 business days prior to ship date. Any additional delivery costs incurred after this time will be charged to the customer.

## **Damaged Shipments**

All Krug product is well engineered, carefully inspected, and expertly loaded onto our trucks at our Distribution Center. If you receive any damaged freight, we ask that you do not refuse the shipment. Krug is not responsible for damage to goods that occurs in transit or storage. It is the purchaser and/or receiver's responsibility to examine the goods upon receipt and to notify Krug of any damages, overages or shortages.

Any discrepancies should be noted on the Bill of Lading. The delivering carrier will not accept responsibility for shortages or damages if signed "clear." Notification of concealed damage claims must be made to Krug Distribution within 5 days of delivery, along with digital pictures if available. All product and packaging must be available for inspection. Krug liability ceases after 5 business days and Krug will not be responsible for concealed damages if shipments are left unopened. Krug is not responsible for the condition of product that is stored or installed in an environment where temperature and humidity are not controlled.

Products must be opened and inspected on receipt, and any products not inspected when received, or held in storage, cannot be subjected to damage claims.

## **Field Product Report Authorization**

Krug's written authorization, in the form of an FPR number, must be obtained prior to incurring charges of any kind if Krug is expected to pay these charges. This includes authorization for field repairs and replacements, installation and delivery charges. Krug reserves the right to have its representative inspect product related to any request for such authorizations, prior to that authorization being provided. Deductions from invoices paid for any charges to Krug, without prior written authorization in the form of an FPR, will not be accepted. Digital photographs may be required to complete the FPR process.

## **Returns**

No merchandise may be returned without Krug's prior written consent. In the event of an authorized return, a Field Product Report (FPR) number will be issued, and a restocking charge will apply. Return transportation charges must be prepaid. Unauthorized returns will not be accepted and will be returned freight collect. All merchandise being returned must be properly packaged in its original or comparable replacement packaging to ensure protection of the product during handling and transportation. Returns on orders duplicated by the customer must be received in their original packaging to be accepted. Product being returned where Krug has authorized its liability for replacement or repair will be thoroughly inspected on its return, and the results compared to the reason for the return stated on the FPR.

Any discrepancies, such as additional damage, signs of usage, missing parts, etc., will result in an adjustment to the amount of credit issued.

## **Custom Capabilities**

Over 15% of our orders involve some type of custom work, and we invite our customers to make use of our extensive capabilities.

These include:

- 1) Dimensional customization of standard size products.
- 2) Custom finishes
- 3) For larger orders, completely custom-designed products, as well as non-standard wood species can be specified.

Custom orders may require additional production lead times. Contact Engineering at the e-mail address [engquotes@krug.ca](mailto:engquotes@krug.ca).

## **Care and Maintenance**

### **Finishes**

Although Krug's extensive wood finishing process ensures a durable finish on all our products, there are several steps that can be taken to protect and prolong the life and beauty of the finish. Dust only with a clean, dry cloth, going with the grain. Clean any marks with a damp cloth, using a small quantity of mild soap or detergent. Do not use any wax-based polish, spray or silicone. Eventually, a film will build up and discolor the top. Do not place your furniture in a position of permanent exposure to direct sunlight.

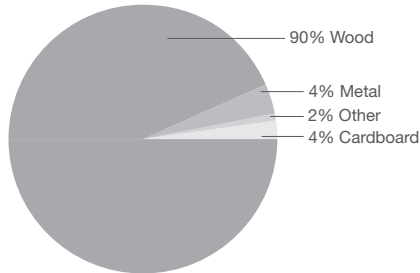
Laminates and vinyls should be cleaned as required with mild soap and water. Severe stains on laminate may be reduced by applying a paste of baking soda and water on the area to pull out the stain. The paste will be slightly abrasive, so do not rub. Wipe up the paste with a clean, damp, non-abrasive cotton cloth, and then rinse clean with water.



# LEED CI CREDIT SUMMARY - TRANQUILITY



## MATERIAL CONTENT:



PRE-CONSUMER  
RECYCLED CONTENT = 91%

POST-CONSUMER  
RECYCLE CONTENT = 5%

## CONTRIBUTES TO

CREDIT 2.1 - 2.2	Construction Waste Management	1-2 point(s)
CREDIT 4.1	Recycled Content	1 point
CREDIT 4.2	Recycled Content	1 point
CREDIT 4.5	Low Emitting Materials, (MUST BE REQUESTED)	
	Composite Wood & Laminate Adhesives	1 point
CREDIT 5.1	Regional Materials*	1 point
CREDIT 7	Certified Wood (MUST BE REQUESTED)	1 point

\* This credit is only applicable if in total 20% of the combined value of the procurement of construction materials and in the furniture are manufactured within a radius of 500 miles. This credit will apply if the installation of the finished product occurs within 500 miles of Kitchener, Ontario.

# LAMINATE - TECHNICAL SPECIFICATIONS

(All references to "Laminate" in this price list mean thermofused melamine. This material is also known as low-pressure laminate or LPL)

PROPERTIES	DESCRIPTION	NEMA STANDARDS * (LD 3-2005)	KRUG'S PROGRAM
Wear Resistance	Measure of the ability of the surface to keep its design or color under abrasive wear	400 cycles	400 cycles - Solid Colors 125 cycles - Prints
Appearance	Presence of visual defects on decorative surface	No surface defects	No surface defects
Scratch Resistance	Measure of the ability of decorative surface to scratch by diamond tip tool	n/a	3.4 N
Stain Resistance	Measure of the ability of the decorative surface to resist to stain when exposed to 15 household products (see list below of products tested)	1 to 10 no effect 11 to 15 moderate (difficult to perceive the stain)	1 to 10 no effect 11 to 15 moderate
Cleanability	Measure of the ability of a decorative surface to be cleaned when exposed to 15 soiling agents (See list below)	Maximum 20	Maximum 20
Light Resistance	Measure of the ability of a decorative surface to retain its color when exposed to a light source close to sunlight	Slight	Slight
High Temperature Resistance	Measure of the ability of a decorative surface to maintain its color and aspect when exposed to high temperature	Slight	Slight
Radiant Heat Resistance	Measure of the ability of a decorative surface to resist any damage when exposed to a radiant heat source	No effect after 60 seconds	No effect after 60 seconds
Boiling Water Resistance	Measure of the ability of a decorative surface to resist any damage when exposed to boiling water for 20 minutes	No effect	No effect
Impact Resistance	Measure of the maximal falling height of a steel ball that does not cause fracture to the decorative surface	381 mm/n 15 in	381 mm/n 15 in
Fire Resistance	Measure of flame spread rating under controlled conditions	n/a	Class III
Warping	Measure of the maximal departure of the surface from flatness	n/a	3 mm/m

STAIN RESISTANCE (see above)  
products tested:

STAIN	PREPARATION NOTES	APPLICATION
1. Distilled Water	As received	Apply 2 drops (6 mm spot) cover with watch glass
2. Ethyl Alcohol Solution	A solution of 50% ethyl alcohol and 50% distilled water as received	As above
3. Acetone	As received	As above
4. Household Ammonia	As received (non-sudsing type)	As above
5. 10% Citric Acid	A solution of 10% citric acid in distilled water	As above
6. Vegetable Oil	As received	As above
7. Fresh Coffee	1 teaspoon instant coffee per 180 ml of distilled water	As above
8. Fresh Tea	Brew 1 tea bag per 120 ml distilled boiling water for 2 minutes	As above
9. Ketchup	As received	As above
10. Yellow Mustard	As received	As above
11. 10% Povidone Iodine	As received	As above
12. Black Permanent Marker	As received	Mark spot (6 mm spot), do not cover
13. #2 Pencil	As received	As above
14. Wax Crayon	As received	As above
15. Black Paste Shoe Polish	As received	Apply (6 mm spot) do not cover

\* NEMA is the recognized standard for high-pressure laminates.

# HIGH-PRESSURE LAMINATE - TECHNICAL SPECIFICATIONS

(Specifications refer to Krug's standard high pressure laminates)

PHYSICAL PROPERTIES	NEMA LD3-2005	STANDARD HPLs
Appearance	3.1	No ABC Defects
Light Resistance	3.3	Slight
Cleanability	3.4	20 (maximum)
Stain Resistance (see Products Tested on previous page) Reagents 1-10 Reagents 11-15	3.4	No Effect Moderate
Boiling Water Resistance	3.5	Slight
High Temperature Resistance	3.6	Slight
Ball Impact Resistance - mm - in	3.8	762 (minimum) 30 (minimum)
Radiant Heat Resistance - sec	3.10	100 (minimum)
Dimensional Change Machine Direction - % Cross Direction - %	3.11	1.1 (maximum) 1.4 (maximum)
Wear Resistance - cycles	3.13	400 (minimum)

# SOLID SURFACE - TECHNICAL SPECIFICATIONS

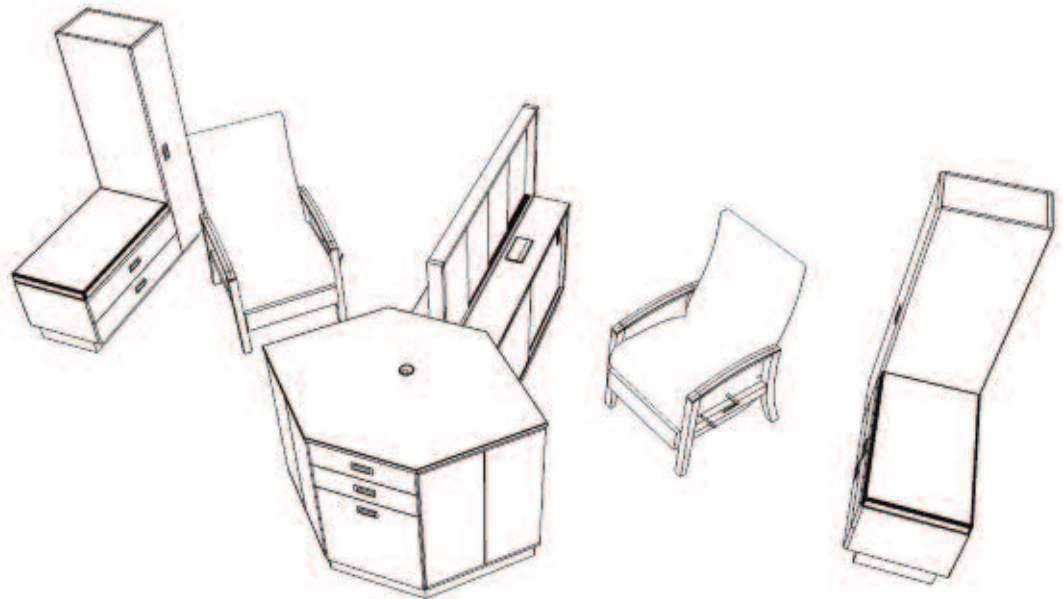
(Specifications of Solid Surface Materials vary slightly by brand. The following is a typical set of technical specifications.)

PROPERTIES	UNIT	RESULT	TEST STANDARD
Specific Gravity	g/cm <sup>3</sup>	1.8	
Tensile Strength	psi	5,400	ASTM D 638
Tensile Modulus		psi	1.4x10 <sup>5</sup> ASTM D 638
Elongation	% min	0.42	ASTM D 790
Flexural Strength		psi	9,200 ASTM D 790
Flexural Modulus	psi	1.38x10 <sup>5</sup>	ASTM D 785
Hardness (Rockwell)		92	ASTM D 785
Thermal Expansion	mm/mc	3.04x10 <sup>5</sup>	ASTM D785
Gloss (60° Gardner)		5 - 20	ANSI Z124
Color Stability		No Change	NEMA LD3
Wear & Cleanability		Passes	ANSI Z124
Boiling Water Surface Resistance		No Change	NEMA LD3
High Temperature Resistance		No Change	NEMA LD3
Stain Resistance		Passes	Nema LD3
Impact Resistance		No Fracture	Nema LD3
IZOD Impact Strength	ft.lbs/in	0.28	ASTM D256
Water Absorption Weight	%max	0.03	ASTM D 570
Fungi & Bacteria		No Attack	ANSI Z124
Weatherability		No Change	ASTM D 1499
NSF 51	Listed	All Colors	NSF

# THERMOFORMED VINYL - TECHNICAL SPECIFICATIONS

	TEST	DESCRIPTION	NEMA LD3-2005	VINYL
3.4	STAIN	Resistance to staining from a list of staining agents and solvents (See Products Tested on previous page)	No Effect 1-10 Moderate 11-15	No Effect
3.4	CLEANABILITY	Ease with which a surface can be cleaned after exposure to various staining agents	Rating of 20 or less	9-15
3.5	BOILING WATER	Resistance to surface changes when exposed to boiling water	No Effect	None
3.7	SCRATCH	Diamond scratch resistance	3 or better (horizontal)	3
3.8	BALL IMPACT	Resistance to fracturing from a steel ball dropped on laminate surface	500mm - 1250mm 20 - 49 in	2200->3000 87-118 in
3.9	DART IMPACT	Resistance to fracturing from a 25g dart with a 5mm tip dropped on laminated surface	200mm - 500mm	>1100
3.13	WEAR	Resistance to color or print loss during prolonged abrasion cycles	400-700 cycles	500-3200

## TRANQUILITY - TYPICAL CONFIGURATION



QTY	MODEL	LAMINATE	VENEER
1	IP1649	\$1973	\$2306
1	IT1559	\$1825	\$2216
1	IR1649N*	\$1664	\$1664
1	IW2129L	\$1104	\$1371
2	IC2369N	\$1056	\$1285
		\$1056	\$1285
1	IW2129R	\$1104	\$1371
1	Grommet	\$75	\$75
1	PowerPort	\$230	\$230
		\$10,087	\$11,803

\*Resin insert quoted separately  
 Priced with Delphine front, Indus pulls, Plywood base, Laminate top.



# THE GENESIS OF TRANQUILITY

Tranquility infusion bay furniture was designed to provide effective solutions for several applications including chemotherapy units within oncology departments, and areas administering renal dialysis.

Before actual product was even contemplated, extensive research was completed to understand the needs of the infusion patient and their supporting caregivers and family or friends.

Foremost among these needs was the requirement to provide the patient with privacy during their treatment sessions or the option to socialize and share experiences with a neighboring patient. And we wanted to put the patient in control of their choices to the largest extent possible. It was clear that the furniture needed to allow the patient to embrace nature where possible and that the product components should reflect natural elements. The furniture needed to contribute to a quiet and soothing environment in which the patient could comfortably relax, rest, work or enjoy a snack. We also learned the physical requirements of each of the patients, caregivers and family and friends. This included the needs for storage of belongings, supplies, and disposal of various types of wastes, as well as the supports for the treatment. Finally, it was clear that the product had to make maximum use of space, as cost-effectively as possible.

Tranquility is a highly-effective response to the needs. The core of the design is the use of sliding resin panels embedded with organic elements to divide patient bays. At the mutual agreement of neighboring patients, the resin panels can be slid open to provide an opportunity to visit and share experiences. The patient is provided with many options - swivel to take in an outside landscape, converse with another patient or a family member, rest in privacy, read, watch a movie, or work on their computer. There is ample storage for personal belongings. A warming blanket can be located in a drawer beside them. There is space for the caregiver to store supplies, dispose of wastes and maintain charts. The unique Combination Patient Entertainment/Nurses' Module provides space for TV and DVD for two patients as well as work space and storage for caregivers, all in one unit at a minimized footprint.

Tranquility – an outstanding solution for cancer care and other treatment applications.

## TRANQUILITY - FEATURES

### **BREADTH OF LINE:**

The Tranquility infusion casegoods offering provides solutions from contemporary to transitional to traditional styling. The line includes wardrobes, benches, patient divider modules, sliding resin partitions, patient entertainment module, nurses' modules and combination patient entertainment / nurses' modules.

### **CUSTOM CAPABILITY:**

Krug can offer both custom sizes of standard product and completely custom units. For more information, please contact Customer Service.

### **DURABILITY:**

Cabinets are constructed of ¾" thick panels including backs. In contrast to cabinets constructed with 1/8" back panels, the Tranquility units are more robust and less susceptible to damage. All exposed laminate edges are covered with 2.5 mm polymer edgebanding in colors matching the laminates. This thicker edgebanding provides an increased level of durability on all edges as well as a 2.5 mm radius on the edge. The softer radius is less likely to bruise or cut the skin of a patient or caregiver.

### **LAMINATES:**

"Laminate" is variously known in the marketplace as Thermofused Melamine, Low-Pressure Laminate or LPL.

There are 2 solid color options and 7 wood-grain colors. Colors are available in laminate, high-pressure laminate or thermoformed vinyl. Polymer Edgebanding matches the laminate selection. Wood finishes to match the wood-grain laminates are available for Krug Healthcare Seating.

### **VENEER:**

The Tranquility product is also available in maple veneer. The veneered version is available with the Delphine front.

### **AIR EMISSIONS:**

All products can be air emissions-certified. Upcharges and extended leadtimes may apply. Please contact customer service for more information.

### **WARRANTY:**

All cabinets carry a limited lifetime warranty (see page 1).

### **SUSTAINABILITY**

Tranquility cabinets have a very high recycled content and contribute to both LEED credits 4.1 and 4.2. The packaging is recyclable. Non-urea-added core is available as an option and air emissions-certified product is also optionally available. FSC-certified wood may be possible on larger projects.

### **DRY FIT CONSTRUCTION:**

Cabinets, other than the combination patient entertainment/nurses' modules and patient divider modules, are assembled with mechanical cams. This is known as dry fit construction. The result is that any panel can be replaced if damaged, unlike cabinets that are glued together where damage to any surface leads to replacement of the entire unit.

### **SEALED CORE:**

All unseen particle board edges that are not covered by an adjoining panel are edge banded (i.e. no exposed particle board). As with the vent covers noted above, this prevents moisture and bacteria from seeping into the core.

### **BASES:**

Separate plywood 4" bases including leveling glides are supplied for cabinets. Bases are included in the component pricing and do not need to be specified separately. Typically the vinyl base molding used in the room would be applied. HPL cladding can be ordered as an option. HPL is grey unless otherwise requested.

## TRANQUILITY - FEATURES continued...



### DOOR AND DRAWER PULL STYLES:

The Indus pull eliminates a protrusion that could bruise a patient or caregiver. The finish is silver metallic. Circa offers a very large grip. The pull could be accessed with a closed knuckle. It has a silver metallic finish. Ravenna is an attractive transitional pull in satin nickel. Padua is a traditional pull in antique brass.



### BENCH:

The cushion for the bench is 3" thick. The bariatric version of the bench supports 500 pounds



### SLIDING RESIN PANELS:

Krug can quote and procure a wide variety of Translucent Resin Panels, many of which are embedded with organic materials.




### VENTS:

There is one 1" diameter vent for each drawer and each door set for air circulation on the benches & wardrobes. All vent holes are covered with plastic vents both inside and outside to eliminate exposed particle board, thus preventing moisture and bacteria from entering the core.



### DRAWERS:

Drawers have white metal sides with white laminate bottoms and backs, and all exposed particle board edges are edge banded. The unobstructed metal sides facilitate cleaning. Bumpers are installed on all drawers and doors to soften the sound of closing. Large drawers use white Laminate sides and extension slides.




### TOPS:

Tops can be laminate with polymer edgebanding, high-pressure laminate with polymer edgebanding or solid surface.

Tops on units over 40" high are laminate only.

Laminate and veneer tops are 3/4" thick. High-pressure laminate and solid surface tops are 1" thick and cabinets with those tops are 1/4" taller.



### DOOR / DRAWER FRONTS:

Door / drawer fronts are 3/4" thick and 3 styles are available.

- Delphine - Laminate with Polymer Edge or Veneer
- Como - seamless Thermoformed Vinyl with white backs
- Bassano - seamless Thermoformed Vinyl with white backs (Como and Bassano fronts are not available on Patient Divider Modules)
- Veneer - veneer front with 3mm wood edge

# TRANQUILITY - REQUIRED TO SPECIFY

After each product grouping in the following pages, there is a summary under the title "Required to Specify". The summary lists the elements that need to be specified including Model Number, Base, Pull Style and Color. Pull Style and Color refer back to the lists below.

## DOOR AND DRAWER PULL STYLES:



Select one:

Indus - I \*

Circa - C

Ravenna - R

Padua - P

\$26 each  
Silver Metallic

\$2 each  
Silver Metallic

No Upcharge  
Satin Nickel

\$2 each  
English  
Antique Brass

## ORDERING NOTES:

\* Cannot be used on Front Style Como.

## LAMINATE/VINYL COLORS:

Select one:

W - Nova White  
A - Antique White

H - Hardrock Maple  
B - Bavarian Beech\*\*

C - Candlelight  
L - Samba Cherry

M - Cognac Cherry  
S - Shiraz Cherry

D - Mocha Cherry

\*\*Bavarian Beech is not available on Como or Bassano door/drawer fronts

## VENEER COLORS:

Select one:

N-Clear Maple

G-Wheat Maple

Y-Honey Maple

SOLID SURFACE: Standard color is white (other colors can be quoted).

# TRANQUILITY - PRODUCT CODE KEY

## PRODUCT CODE KEY

Product Line	Description	Description	Width (2 digits)	Style	Orientation (hinge side when facing cabinet)
<b>I</b>	<b>C</b>	<b>1-8</b>		<b>9</b>	<b>L</b>
Infusion	Cushioned Bench	no. for each bench type	e.g. 32 inches	no legs or casters	Left
	<b>W</b>	<b>1-4</b>			<b>R</b>
	Wardrobe	no. for each wardrobe type			Right
	<b>P</b>	<b>1-3</b>			<b>N</b>
	Patient Divider Module	2 depths			Not applicable
	<b>R</b>	<b>1-2</b>			
	Sliding Resin Partition	no. for each partition type			
	<b>T</b>	<b>1-2</b>			
	Combined Patient Entertainment/ Nurses' Module	no. for each type			
	<b>E</b>	<b>1-3</b>			
	Patient Entertainment Module	no. for each TV type			
	<b>N</b>	<b>1-2</b>			
	Nurses' Module	no. for each module type			

## ORDERING NOTES:

After each product grouping, please find the list titled "Required to Specify". The steps following provide guidance on how to specify the product you require. The model number based on the Product Codes above needs to be chosen. As a suffix to the model number, add a one-digit code to identify the door/drawer Front Style. After that you will be asked to choose among a number of variables such as top material, door/drawer pull styles, and color. Each of these is required. Beyond that is a list of Options, some of which you may want to add.

A typical selection and the ideal way to enter on your purchase order would be as follows (from pages 15 and 16):

IP1569ND \$1881  
Patient Divider Module with Delphine fronts

Base - P n/c  
Top Material - L n/c  
Pull Style - I \$104  
Top Color - H n/c  
Body Color - H n/c

Options:  
Locking Doors - LK \$100


# TRANQUILITY - OPTIONS

**Master Key**

Tranquility cabinets have the option to lock with a master key. This must be specified on the order.

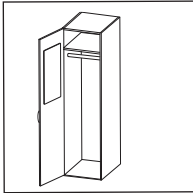
**High - Pressure Laminate Bases**

Standard Tranquility base is plywood. Optionally, this can be clad in HPL.



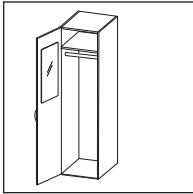
**Locking Top Drawer or Door**

Tranquility cabinets have the option to lock. They can be randomly keyed for security. The lock option is factory installed and must be specified on the order.



**Cabinet Mount Markerboard:**

The Markerboards are 24" high by 12" wide (slightly narrower on 12" wide wardrobes). They can be mounted to the inside or outside of the cabinet door.



**Cabinet Mount Mirror Option:**

The Mirrors are 24" high by 12" wide and acrylic. They can be mounted to the inside or outside of the cabinet door.

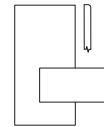
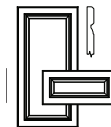
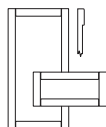
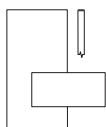
# TRANQUILITY - WARDROBES

## DIMENSIONS


	Overall Width	Overall Depth	Overall Height	Shipping Weight	Cubes
IW1129	12	19.75	59	77	10
IW2129	12	19.75	59	91	10
IW3129	12	39.5	59	140	20
IW4129	12	39.5	59	168	20

## FRONT STYLES

Delphine front is laminate. Como and Bassano are thermoformed vinyl.



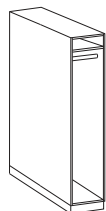
Description	Model	Delphine - D	Como - C	Bassano - B	Veneer - V
Open Wardrobe with Coat Rod	IW1129N	\$912	N/A	N/A	\$1050



Closed Wardrobe with Coat Rod	IW2129L* IW2129R	\$1104	\$1229	\$1229	\$1371
-------------------------------	---------------------	--------	--------	--------	--------



Open Wardrobe with Coat Rod - Double Sided	IW3129N	\$1037	N/A	N/A	\$1379
--	---------	--------	-----	-----	--------





# TRANQUILITY - WARDROBES

## FRONT STYLES

Delphine front is laminate. Como and Bassano are thermoformed vinyl.

Description	Model	Delphine - D	Como - C	Bassano - B	Veneer - V
Closed Wardrobe with Coat Rod - Double Sided	IW4129L* IW4129R	\$1412	\$1704	\$1704	\$1816



### Required to Specify:

1. Model number including front style (directly preceding)
2. Base (below)
3. Pull Style (page 9)
4. Body Color (page 9)
5. Options (below)

### BASES:

Select one:	Plywood-P	No Upcharge
	HPL-H	add \$10 per lineal foot

### OPTIONS:

Cabinet Mount Markerboard (inside) - MB	\$96 (each)
Cabinet Mount Markerboard (outside) - MB2	\$96 (each)
Cabinet Mount Mirror (inside) - AB	\$120 (each)
Cabinet Mount Mirror (outside) - AB2	\$120 (each)
Locking Top Drawer or Door - LK	\$50 (each)
Master Key - MK	\$40

# TRANQUILITY - BENCHES

## DIMENSIONS

	Overall Width	Overall Depth	Overall Height	Shipping Weight	Cubes
IC1309N	29.25	19.75	20	60	8
IC1369N	35.25	19.75	20	68	9
IC2309N	29.25	19.75	20	88	8
IC2369N	35.25	19.75	20	102	9
IC3309N	29.25	19.75	20	78	8
IC3369N	35.25	19.75	20	90	9
IC4369N	35.25	19.75	20	73	9
IC5309N	29.25	39.5	20	109	16
IC5369N	35.25	39.5	20	123	18
IC6309N	29.25	39.5	20	165	16
IC6369N	35.25	39.5	20	191	18
IC7309N	29.25	39.5	20	145	16
IC7369N	35.25	39.5	20	167	18
IC8369N	35.25	39.5	20	133	18

## ORDERING NOTES:



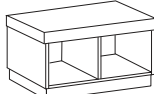
Cushions for Single Bench are priced in COM/Grade 1. Amounts for fabric upgrades for cushions are grade 2: \$20, grade 3: \$40, grade 4: \$75, grade 5: \$115, grade 6: \$152, grade 7: \$190, grade 8: \$227, grade 9: \$303. COM yardage is .85 yards for both 30" and 36" cushions. Cushions are available with Moisture Barrier for an upcharge of \$60.

Cushions for Double-Sided Bench are priced in COM/Grade 1. Amounts for fabric upgrades for cushions are grade 2: \$28, grade 3: \$57, grade 4: \$113, grade 5: \$170, grade 6: \$226, grade 7: \$283, grade 8: \$340, grade 9: \$454. COM yardage is 1.3 yards for both 30" and 36" cushions. Cushions are available with Moisture Barrier for an upcharge of \$95.

For complete fabric and upholstery information, please see any Krug Seating Price List.

## FRONT STYLES

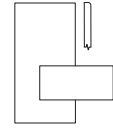
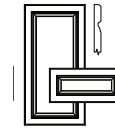
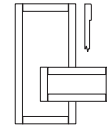
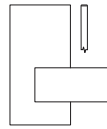
Delphine front is laminate. Como and Bassano are thermoformed vinyl.

Description	Model	Delphine - D	Como - C	Bassano - B	Veneer - V
 Open Bench	IC1309N	\$685	N/A	N/A	\$864
	IC1369N	\$760	N/A	N/A	\$956
 2-Drawer Bench	IC2309N	\$952	\$1031	\$1031	\$1160
	IC2369N	\$1056	\$1160	\$1160	\$1285
 1-Drawer Bench	IC3309N	\$819	\$898	\$898	\$1010
	IC3369N	\$906	\$1031	\$1031	\$1119
 Open Bench Bariatric	IC4369N	\$802	N/A	N/A	\$1023

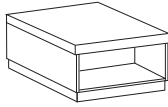
# TRANQUILITY - BENCHES

## FRONT STYLES

Delphine front is laminate. Como and Bassano are thermoformed vinyl.



Description	Model	Delphine - D	Como - C	Bassano - B	Veneer - V
Open Bench - Double Sided	IC5309N	\$877	N/A	N/A	\$1052
	IC5369N	\$954	N/A	N/A	\$1137



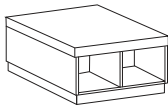
2-Drawer Bench -Double Sided	IC6309N	\$1519	\$1677	\$1677	\$1764
	IC6369N	\$1600	\$1800	\$1800	\$1854



1-Drawer Bench -Double Sided	IC7309N	\$1269	\$1435	\$1435	\$1498
	IC7369N	\$1350	\$1558	\$1558	\$1587



Open Bench Bariatric -Double Sided	IC8369N	\$996	N/A	N/A	\$1204
--	---------	-------	-----	-----	--------



### Required to Specify:

1. Model number including front style (directly preceding)
2. Base (below)
3. Pull Style (page 9)
4. Body Color (page 9)
5. Options (below)

### BASES:

Select one:	Plywood-P	No Upcharge
	HPL-H	add \$10 per lineal foot

### OPTIONS:

Locking Top Drawer or Door - LK	\$50 (each)
Master Key - MK	\$40

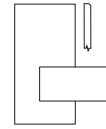
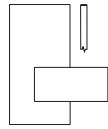
# TRANQUILITY - PATIENT DIVIDER MODULES

## DIMENSIONS

	Overall Length	Overall Depth	Overall Height	Shipping Weight	Cubes
IP1569	56	20	30	200	24
IP1649	64	20	30	230	27
IP2569	56	26	30	225	31
IP2649	64	26	30	255	35
IP3569	56	20	30	162	24
IP3649	64	20	30	185	27

## FRONT STYLES

Delphine front is laminate. Como and Bassano are not available on Divider Cabinets



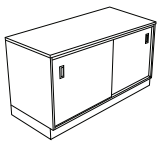
Description	Model	Delphine - D	Veneer - V
Patient Divider Module 20" Deep	IP1569N	\$1881	\$2202
	IP1649N	\$1973	\$2306



Patient Divider Module 26" Deep	IP2569N	\$1968	\$2310
	IP2649N	\$2068	\$2418



Patient Divider Module 20" Deep Single Sided	IP3569L* R	\$1473	\$1781
	IP3649L R	\$1564	\$1885



### Required to Specify:

1. Model number
2. Base (below)
3. Top Material (below)
4. Pull Style (page 9)
5. Top Color (page 9)
6. Body Color (page 9)
7. Options (page 16)

# TRANQUILITY - PATIENT DIVIDER MODULES continued..

<b>BASES:</b>						
Select one:	Plywood-P	No Upcharge				
	HPL-H	add \$10 per lineal foot				
<b>TOP MATERIAL:</b>						
	Laminate w/Polymer edge -L	HP Laminate w/Polymer Edge - P		Solid Surface - S		
	No Upcharge	Upcharge	quantity	<5	5-10	>10
		20"x56"	\$409	\$1435	\$1219	\$1079
		20"x64"	\$449	\$1508	\$1283	\$1131
		26"x56"	\$465	\$1516	\$1287	\$1139
		26"x64"	\$513	\$1588	\$1351	\$1191
<b>OPTIONS:</b>						
	Locking Door - LK	\$50 (each)				
	Master Key - MK	\$40				

## TRANQUILITY - SLIDING RESIN PARTITIONS

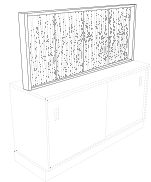
### DIMENSIONS

	Overall Length	Overall Depth	Overall Height	Shipping Weight	Cubes
IR1569	56	4	24	45	7.5
IR1649	64	4	24	51	7.5
IR2569	56	4	24	45	7.5
IR2649	64	4	24	51	7.5

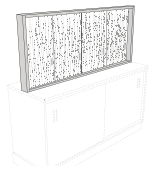
### ORDERING NOTES:

Price includes the frame and the machining of the resin panels, but does not include the cost of the resin. Krug can quote and procure a wide variety of Translucent Resin Panels, many of which are embedded with organic materials. Please contact customer service for assistance.

Description	Model	Price	Qty 5-10 Price	Qty 10+ Price
Sliding Resin Partition - Solid Maple Frame	IR1569N	\$1589	n/a	n/a
	IR1649N	\$1664		



Sliding Resin Partition - Solid Surface Frame	IR2569N	\$2214	\$1789	\$1685
	IR2649N	\$2318	\$1873	\$1760



### Required to Specify:

1. Model number (directly preceding)
2. Specify Translucent Resin Panels (contact customer service for assistance)



# TRANQUILITY - PATIENT ENTERTAINMENT MODULES

## DIMENSIONS

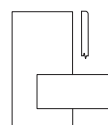
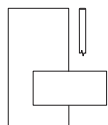
	Overall Width	Overall Depth	Overall Height	Shipping Weight	Cubes
IE1259	24.75	20	40.25	102	15
IE2259	24.75	20	40.25	110	15
IE3259	24.75	26	40.25	125	19

## ORDERING NOTES:

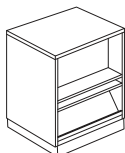
Inside space for TV units is approximately 23.25" wide x 17.25" high and the DVD space is 23.25" wide x 2.75" high

## FRONT STYLES

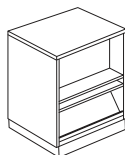
Delphine front is laminate. Como and Bassano are thermoformed vinyl.



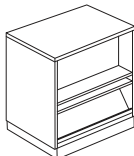
Description	Model	Delphine - D	Veneer - V
Patient Entertainment Module - Single Sided	IE1259N	\$973	\$1164



Patient Entertainment Module - 2 Sided (20" Deep)	IE2259N	\$1156	\$1356
---	---------	--------	--------



Patient Entertainment Module - 2 Sided (26" Deep)	IE3259N	\$1327	\$1556
---	---------	--------	--------



## Required to Specify:

1. Model number including front style (directly preceding)
2. Base (below)
3. Top Material (below)
4. Top Color (page 9)
5. Body Color (page 9)

## BASES:

Select one:	Plywood-P	No Upcharge
	HPL-H	add \$10 per lineal foot

## TOP MATERIAL:

Laminate w/Polymer edge -L	HP Laminate w/Polymer Edge - P	Solid Surface - S			
No Upcharge	Upcharge	quantity	<5	5-10	>10
	24.75"x20"		\$965	\$820	\$724
	24.75"x26"		\$1025	\$872	\$768

# TRANQUILITY - NURSES' MODULES

## DIMENSIONS

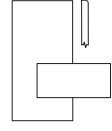
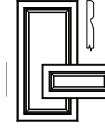
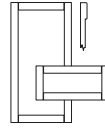
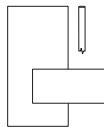
	Overall Width	Overall Depth	Overall Height	Shipping Weight	Cubes
IT1559	55.5	35.3	40.25	310	65
IT1619	61.5	35.3	40.25	334	72
IT2389	37.75	35.3	40.25	240	48
IT2449	43.75	35.3	40.25	264	55
IN1209	20	19.25	40.25	96	13
IN1269	26	19.25	40.25	114	15
IN2209	20	19.25	40.25	110	13
IN2269	26	19.25	40.25	130	15

## ORDERING NOTES:

Inside space for TV units is approximately 23.25" wide x 17.25" high and the DVD space is 23.25" wide x 2.75" high.  
 IT1559, IT2389 have a 20" back and fit to a 20" wide Patient Divider Module.  
 IT1619 and IT2449 have 26" backs.

## FRONT STYLES

Delphine front is laminate. Como and Bassano are thermoformed vinyl.



Description	Model	Delphine - D	Como - C	Bassano - B	Veneer - V
Combined Patient Entertainment/ Nurses' Module	IT1559N*	\$1825	\$1958	\$1958	\$2216
	IT1619N	\$1905	\$2058	\$2058	\$2316



Back View

Combined Patient Entertainment/ Nurses' Module - End Unit	IT2389L* R	\$1579	\$1708	\$1708	\$1950
	IT2449L R	\$1659	\$1808	\$1808	\$2050

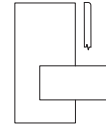
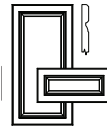
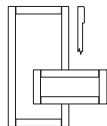
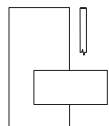


Back View

# TRANQUILITY - NURSES' MODULES

## FRONT STYLES

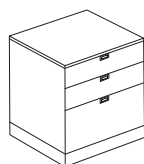
Delphine front is laminate. Como and Bassano are thermoformed vinyl.



Description	Model	Delphine - D	Como - C	Bassano - B	Veneer - V
Nurses' Module - 3 Drawers (20" Wide)	IN1209N	\$1219	\$1352	\$1352	\$1427



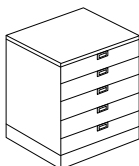
Nurses' Module - 3 Drawers (26" Wide)	IN1269N	\$1277	\$1410	\$1410	\$1494
---------------------------------------	---------	--------	--------	--------	--------



Nurses' Module - 5 Small Drawers (20" Wide)	IN2209N	\$1369	\$1456	\$1456	\$1602
---	---------	--------	--------	--------	--------



Nurses' Module - 5 Small Drawers (26" Wide)	IN2269N	\$1427	\$1514	\$1514	\$1669
---	---------	--------	--------	--------	--------



### Required to Specify:

1. Model number including front style (directly preceding)
2. Base (below)
3. Top Material (below)
4. Pull Style (page 9)
5. Top Color (page 9)
6. Body Color (page 9)
7. Options (below)

### BASES:

Select one:	Plywood-P	No Upcharge
	HPL-H	add \$10 per lineal foot

TOP MATERIAL:	Laminate w/Polymer edge -L	HP Laminate w/Polymer Edge - P	Solid Surface - S
	No Upcharge	Upcharge	quantity
		55.5"x35.3"	<5
		\$651	5-10
		61.5"x 35.3"	>10
		\$734	\$1850
		37.75"x35.3"	\$1608
		\$490	\$1367
		43.75"x35.5"	\$2025
		\$561	\$1764
		20"x19.25"	\$1463
		\$157	\$1242
		26"x19.25"	\$1676
		\$205	\$1424
			\$1251
			\$965
			\$820
			\$724
			\$1025
			\$872
			\$768

<b>OPTIONS:</b>	Locking Top Drawer or Door - LK	\$50 (each)
	Master Key - MK	\$40

# TRANQUILITY - CONNECTIVITY SOLUTIONS

## POWERPORT

The Tranquility PowerPort made from aluminum and featuring a hinged lid, provides a functional and attractive solution for connectivity.

The PowerPort is a UL/CSA-approved power/data power bar, which includes three 115-volt electrical convenience outlets, two RJ45 communication ports and 10' heavy duty power cord - all easily accessed just under the worksurface. The PowerPort is Category 5/6 compatible.

## POWERBAR

As well as Powerbars integrated into PowerPorts, Powerbars are commonly ordered for use within Combined Patient Entertainment/Nurses' Modules, Nurses' Modules and Patient Entertainment Modules.

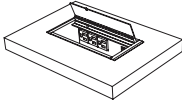
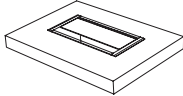


## ROUND GROMMET

A round grommet with an open and shut mousehole serves to provide cable passage for areas not requiring a large opening.

Round grommet silver metallic, 60 mm diameter. (2 3/8" approx.)

Round grommets do not provide electrical service.

The standard location for PowerPorts or Grommets in the Combined Patient Entertainment/Nurses' Module is approximately in the center. For other nurses' modules the location is center/back. PowerPorts can also be installed in the worksurface of Patient Divider Modules. The standard location is slightly to the back from center (see drawing on page 6).

Description	Model	Price	W	D	H	Weight	Cubes
PowerPort - with powerbar	PowerPort (Category 5/6 A)	\$230	8	4	-	-	-
							
PowerPort	PowerPort	\$150	8	4	-	-	-
							
Powerbar	Powerbar (Category 5/6 A)	\$80					
							
Grommet	Round grommet	\$75					
							

TRANQUILITY - NOTES





TRANQUILITY - NOTES



See the other forward-thinking designs from Krug Healthcare Solutions



The mark of responsible forestry

All products are available air emissions and FSC® certified

# krug