

TABLE OF CONTENTS

Product Specification Guide

- 1 LEED Summary
- 2 GREENGUARD™ & FSC Certification
- 3 General Information
- 5 Finishes & Tackboard Fabrics
- 6 Plastic Laminates & Polymer Edges
- 7 C.O.M. & *KrugExpress*
- 8 Non-Standard Product - Guidelines for Pricing, General Product Specifications
- 9 Edge Details
- 10 Pulls, Locks & Power Management
- 11 Power Management
- 12 Laminate Worksurfaces & Credenzas
- 13 Linking Units, Corner Units, Overheads & Hutches
- 14 Filing Instructions
- 15 Installation
- 16 Sample Configurations

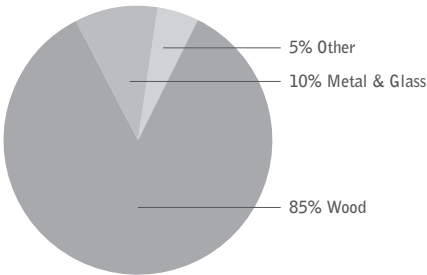
Price List & Specification Guide

- 18 Desks
- 25 Curved Corner Desks
- 27 Table Desks
- 28 Returns
- 36 Linking Units & Corner Units
- 37 Credenzas
- 44 Overheads & Tackboards
- 45 Hutches
- 49 Paper Manager & Pedestals
- 50 Keyboards & Accessories
- 51 Bookcases & Storage
- 56 Wardrobes
- 57 Modular & Knocked Down Components
- 59 Reception

LEED CI CREDIT SUMMARY



MATERIAL CONTENT:



PRE-CONSUMER

RECYCLED CONTENT = 81%

POST-CONSUMER

RECYCLE CONTENT = 3%.

CONTRIBUTES TO

CREDIT 2.1 - 2.2	Construction Waste Management	1-2 point(s)
CREDIT 3.3	Resource Reuse	1 point(s)
CREDIT 4.1	Recycled Content	1 point(s)
CREDIT 4.2	Recycled Content	1 point(s)
CREDIT 4.4	Low Emitting Materials, (MUST BE REQUESTED) Composite Wood & Laminate Adhesives	1 point(s)
CREDIT 5.1	Regional Materials*	1 point(s)
CREDIT 6	Rapidly Renewable Materials (MUST BE REQUESTED)	1 point(s)
CREDIT 7	Certified Wood (MUST BE REQUESTED)	1 point(s)

* This credit is only applicable if in total 20% of the combined value of the procurement of construction materials and in the furniture are manufactured within a radius of 500 miles. This credit will apply if the installation of the finished product occurs within 500 miles of Kitchener, Ontario.

GREENGUARD™ AND FSC CERTIFICATION

GREENGUARD™

Artemis Casegoods are available GREENGUARD™ Certified with the Krug GREENGUARD™ package for an upcharge of 10%. Artemis Casegoods have met the GREENGUARD™ Environmental Institute's rigorous testing requirements for indoor air quality standards for low emitting products. Selecting low emitting products helps to minimize exposure to the chemical emissions that are often released from interior furnishings and manufacturing materials.



FSC

In 2005, Krug received Forest Stewardship Council (FSC) Chain-of-Custody certification for our manufacturing facilities. The FSC Chain-of-Custody tracks certified wood from seedling to final sale. It signifies that the growth, harvesting and production of goods are entirely achieved through responsible forestry, which guarantees a healthy supply of forest resources for generations to come.

Krug has the ability to provide many of its products as FSC-certified. Artemis can be specified with certified veneers, particle board material and certified lumber. Please contact Krug Customer Service for pricing and lead-times.

In addition, architects, designers, and building professionals can specify FSC-certified products in order to achieve a point from the US. Green Building Council's Leadership in Energy and Environmental Design (LEED) Rating System.



© The mark of
responsible forestry.

SW-COC-001575
www.fsccanada.org
© 1996 Forest Stewardship Council A.C.



GENERAL INFORMATION

Terms and Conditions

Net 30 days. A late payment charge of 1% per month will be applied on overdue invoices. This charge will be pro-rated to the number of days past 30 days that the invoice is overdue. All applicable sales taxes are extra. Prices include shipping to territorial warehouse. Distribution of this price list does not in itself constitute an offer to sell. Orders can be received only from authorized Krug dealers. Acceptance of any order and terms of sale may be established at the discretion of Krug. Deposits are required on orders received from new accounts as well as on large or special orders. Krug reserves the right to discontinue designs, or to change designs, construction, prices, or materials without notice.

Customer Service Hours

Please note customer service hours are:

8:30 am to 5:00 pm est

1.888.578.KRUG

1.519.748.5177 fax

Order Acknowledgements

Each order will be acknowledged via email or fax. This acknowledgement is the final agreement between Krug and the customer, superseding all previous communications regarding the purchase order. Where there is a discrepancy on a purchase order between a product code and a description, Krug will make every effort to resolve the discrepancy, but will be ruled by the product code ordered. Please check all acknowledgements for accuracy, and advise Krug of any discrepancies with a purchase order.

Cancellation

A cancellation can be made only by expressed agreement with Krug. A cancellation fee may be incurred for restocking.

Dimensions

Dimensions are in inches and approximate, and subject to change without notice. Contact Customer Service if dimensions are critical.

Storage Charges

Krug reserves the right to assess a nominal storage charge if a customer does not accept shipment of an order within a week of the ship date.

Contact Information

Phone: 1.888.578.KRUG

Fax: 1.519.748.5177

Purchase Order Fax: 1.888.236.4783

Web: www.krug.ca

Email: solutions@krug.ca

Installation Support

For assistance please contact Technical Support at 1-888-578-5784 x216 or e-mail installationhelp@krug.ca and you will be directed to the appropriate installation support person.

Pricing

Krug endeavors to ensure that all prices in this price list reflect accurately our current prices. However, errors do occur and will be rectified through notices to the field. Krug reserves the right to acknowledge pricing that may be different from the price list.

Warranty

Krug warrants the construction and the finish of all our products to be free from defects in materials and workmanship for a period of 10 years from the date of purchase. This warranty does not apply to components not manufactured by Krug including textiles and laminates, which are subject to the specific warranties of those manufacturers, if any. Textile (fabric, leather, vinyl, or any other covering material) suppliers do not guarantee their products for durability and color fastness, and nor does Krug. Casters, mechanical and electrical components have a warranty of five years from the date of purchase. The Krug warranty does not apply to COM-specified materials, damage caused by a carrier other than Krug, or variation in wood finishes due to natural wood color variation. Krug cannot be held responsible for variations in fabric dye lots from order to order. All fabric is carefully inspected when it is received, but a degree of variation in color should be expected. Repair or replacement of any defect covered by the Krug warranty will be made at no charge to the original purchaser during the warranty period. This warranty policy does not apply to defects resulting from negligence, misuse, alteration, improper cleaning, stains or accidents. Krug's judgement will be final in all matters concerning the condition of the furniture, the cause or nature of the defect, and the necessity or manner of repair. Although Krug ensures the highest quality workmanship in all of its products, Krug does not warranty against normal wear, fading, or damage

that has occurred during the life of Krug leather upholstery. All leather pulls with use, especially in soft seating applications. Puddling and stretching is generated by repeated use and is a hallmark of genuine leather and not considered a defect. Krug is not responsible for the damage or degradation of product that may occur due to extreme hot or cold temperatures after it has left Krug. Krug product should not be exposed to any extreme hot or cold temperatures during its life. All products should be stored in climate-controlled warehousing and should be transported on climate-controlled trailers and containers, in order to protect its integrity. Trailers and containers should not be used for storage of products. Products should remain in a climate-controlled environment until the time that transport commences, and should be moved into a climate-controlled environment as soon as transport is completed. Exposure to extreme heat or cold temperatures voids the Krug warranty. This warranty applies to products sold in North America only, and is made by Krug only to the original purchasers acquiring our products through authorized Krug dealers, directly from Krug, or from others specifically authorized to sell our products. Exceptions to Krug's 10 year warranty program include Thelma and Louise stacking chairs which have a limited warranty of one year, as well as Capri stacking chairs which have a limited warranty of two years from the date of purchase. Seating products intended for 24 hour usage receive a warranty of 3 years from date of purchase.

Export Packaging

Krug is pleased to provide the option for export packaging on all our products, to provide additional protection from damage. Export packaging is provided at an upcharge of 5% of the net selling price per item. Export Packaging is STRONGLY RECOMMENDED for:

(A) all shipments outside of the lower 48 states and Canada

(B) all shipments that will be held in storage for an extended period prior to installation.

Important: Please note that Krug will not be responsible for damage claims on product shipped or stored in the above conditions but where export packaging has not been utilized.

Please contact Customer Service for specifications or any other assistance regarding export packaging.

Freight Terms and Conditions

1. All product is shipped FOB the Krug factory, with freight pre-paid to the destination (dealer's dock or territorial warehouse). Customers must select a standard delivery location for their orders.

2. Docks at the selected delivery location must be equipped to handle a 53' trailer.

3. When a Krug territorial warehouse is selected as the default delivery location, it is understood that Krug pays freight cost to the territorial warehouse only, and no further. The Customer is responsible for all charges from this point.

4. Krug utilizes truck carriers that are dedicated office furniture specialists.

5. For all deliveries, it is understood that Krug or its agent is making a dock delivery only (equipped to handle a 53' trailer), and any further work of truck unloading, delivery beyond the dock, installation, and removal of packaging is not authorized or paid for by Krug.

6. Drop shipments to the installation site, and timed deliveries, are available on larger shipments (full truckloads or slightly less) at no additional charge. Drop shipments or timed deliveries for smaller shipments may not be available, or if available will require a surcharge. Deliveries on an after hours basis, or on weekends, or any other special requirements, may be subject to a surcharge. Location and contact information, and the requested time of delivery, are required at least one week prior to the acknowledged shipment date. If this information is not provided one week in advance, or if the location or time of the drop shipment is changed less than one week in advance, a surcharge may be applied, and/or the drop shipment may not be scheduled. For deliveries requested Monday to Thursday after 5:00 pm, please apply a surcharge of \$250/shipment. For deliveries requested Monday to Friday before 7:00 am, please apply a surcharge of \$250/shipment. For deliveries requested Friday (after 3:00 pm) or weekends, please apply a surcharge of \$500/shipment. (local times).

7. For all deliveries - whether to the Customer location or drop shipment - any circumstances that result in the delay of our carrier (including unsuitable receiving facilities, or facilities not open or available), service charges will be applied at the rate of \$75/hour. Where re-delivery is necessary because of these circumstances, the full cost re-delivery will be charged. If Less Than Truck Load is delivering, one hour is allocated to unload. Any additional time required to unload after the first hour is \$75/hour. If a Truck Load is delivering the order, three hours is allocated to unload. Any additional time required to unload is \$75/hour. Direct deliveries to site for net orders are possible, must exceed \$60,000 net, and accommodate 48 - 53' trailers. Krug is responsible for delivery to the approved delivery address. If an address change is required, this must be authorized by Krug 5 business days prior to ship date. Any additional delivery costs incurred after this time will be charged to the customer.

Customer Satisfaction

It is the primary goal of Krug and our staff to ensure the complete satisfaction of our customers with our products and performance. If a problem arises with a Krug product after the expiration of the limited warranty period, Krug will exercise its best efforts to achieve the satisfaction of the customer in a manner that is fair to all concerned.

Damaged Shipments

All Krug product is well engineered, carefully inspected, and expertly loaded onto our trucks at our Distribution Center. If you receive any damaged freight, we ask that you do not refuse the shipment. Krug is not responsible for damage to goods that occurs in transit or storage. It is the purchaser and/or receiver's responsibility to examine the goods upon receipt and to notify Krug of any damages, overages or shortages. Any discrepancies should be noted on the Bill of Lading. The delivering carrier will not accept responsibility for shortages or damages if signed "clear". Notification of concealed damage claims must be made to Krug Distribution within 5 days of delivery, along with digital pictures if available. All product and packaging must be available for inspection. Krug liability ceases after 5 business days and Krug will not be responsible for concealed damages if shipments are left unopened. Krug is not responsible for the condition of product that is stored or installed in an environment where temperature and humidity are not controlled.

Testing

All Krug Casegoods products meet or exceed the testing requirements of ANSI/BIFMA X5.5-1998.



Field Product Report Authorization

Krug's written authorization, in the form of an FPR number, must be obtained prior to incurring charges of any kind if Krug is expected to pay these charges. This includes authorization for field repairs and replacements, installation and delivery charges. Krug reserves the right to have its representative inspect product related to any request for such authorizations, prior to that authorization being provided. Deductions from invoices paid for any charges to Krug, without prior written authorization in the form of an FPR, will not be accepted. Digital photographs may be required to complete the FPR process.

Returns

No merchandise may be returned without Krug's prior written consent. In the event of an authorized return, a Field Product Report (FPR) number will be issued, and a restocking charge will apply. Return transportation charges must be prepaid. Unauthorized returns will not be accepted and will be returned freight collect. All merchandise being returned must be properly packaged in its original or comparable replacement packaging to ensure protection of the product during handling and transportation. Returns on orders duplicated by the customer must be received in their original packaging to be accepted. Product being returned where Krug has authorized its liability for replacement or repair will be thoroughly inspected on its return, and the results compared to the reason for the return stated on the FPR. Any discrepancies, such as additional damage, signs of usage, missing parts, etc., will result in an adjustment to the amount of credit issued.

Care and Maintenance

Wood Finishes

Although Krug's extensive finishing process ensures a durable finish on all our products, there are several steps that can be taken to protect and prolong the life and beauty of the finish. Protect the top by placing felt pads on the bottom of any accessories and mechanical equipment. Rubber and oil will permanently mark surfaces. Use a desk pad to prevent possible damage and imprinting caused by writing instruments and sharp objects. Dust only with a clean, dry cloth, going with the grain. Clean any marks with a damp cloth, using a small quantity of mild soap or detergent. Do not use any wax-based polish, spray or silicone. Eventually, a film will build up and discolor the top. Do not place your furniture in a position of permanent exposure to direct sunlight.

Frosted Glass

Krug frosted glass doors, tabletops, modesty panels and privacy screens are susceptible to finger print grease residue when the frosted side of the glass is touched. If possible wear latex gloves when installing or moving frosted glass. To clean simply wipe with an ammonia based cleaner using a microfibre cloth. The key in cleaning frosted glass is to clean the whole inside surface so that it will appear uniform with no streaking. Frosted glass is cleaned basically the same way as regular glass but the inside frosted surface may need to be wiped a couple of times in order to get all of the dirt/grease out of the fine pores.

Plastic Laminates

Clean plastic laminates with mild soap and warm water. Do not use steel wool, hot water, or any abrasive cleaning product.

Fabric Upholstery

Professional upholstery cleaning is recommended.

Custom Capabilities

Over 15% of our orders involve some type of custom work, and we invite our customers to make use of our extensive capabilities.

These include:

- 1) Dimensional customization of standard size products
- 2) Custom finishes
- 3) For larger orders, completely custom designed products, as well as non-standard wood species can be specified.

Custom orders may require additional production lead times. Contact Customer Service for more information.

FINISHES & TACKBOARD FABRICS

Wood Finishes

Standard wood finishes are:

FINISHES ON CHERRY	
Appalachian Cherry	American Cherry
Imperial Cherry	Sable Cherry
Medium Cherry	Light Cherry
Natural Cherry	
Standard Cherry	

FINISHES ON RIFT OAK	
Light Oak	Mellow Oak
Harvest Oak	Walnut on Oak
Mahogany on Oak	Espresso on Oak
Medium Cherry on Oak	

FINISHES ON MAPLE	
Clear Maple	
Honey Maple	
Wheat Maple	

FINISHES ON WALNUT	
Mahogany on Walnut	Dark Walnut
Regular Walnut	

PALETTE FINISHES	
Black	Soft Green
White	Steel Blue
Sand	Slate

Artemis Casegoods are available fully finished in Palette solid color finishes at the same pricing as the Rift Oak pricing in the price list. Components can also be finished in a combination of wood and Palette finishes - for pricing and information on these combinations, as well as lead time information, please contact Customer Service. Palette finishes are not available on Krug Express Artemis Casegoods can also be specified with a combination of PALETTE finishes and veneer. For pricing and specific lead times, please contact Customer Service. Please note PALETTE finishes are not available on the *KrugExpress* Program.

Natural Characteristics of Wood

Wood is a natural product with inherent color variations that will never be fully mitigated by the finishing process. Please anticipate variation in colors within a single unit, from piece to piece, and from Krug wood finish samples. If a very close match is required, a sample must be provided with the order and an upcharge will apply. Exact color matches are not possible.

Custom Wood Finishes

Add 10% list to your order for special finishes, minimum upcharge is \$500 list per finish per order. (For example, on all orders up to \$5000 list, an upcharge of \$500 will apply, on orders \$5000 and up add 10% list to your order.)

For orders with special finishes, a sample that is a minimum 3” by 3” must be received with the order. Special finishes may add additional lead time to production schedules.

Since wood is a natural product, some variations in grain, color and stain acceptance will occur. In our finishing processes, we try to minimize variations, but some variation between samples and finished goods should be anticipated.

Dual Finishes

Add 10% list per item if specifying dual finish.

TACKBOARD FABRICS

KRUG PANEL FABRIC PROGRAM

Tackboards can be upholstered in COM material supplied by the customer, and in a selection of stocked tackboard fabrics supplied by Momentum. The in-stock Momentum fabrics are priced at Grade 1, and are available on Krug Express. They are 100% polyester. Please refer to our Panel Fabrics card for additional information

Universe	Meander
Crème Brûlée	Agate Taupe
Depth	Overcast
Wheat	Nightshadow
Cosmic	
Milky Way	
Seneca	

The Momentum panel fabrics pass ASTM-E84-87 Fire Codes. Please refer to the Momentum fabric card for color reference. If memo samples are required please call Momentum at 1-800-366-6839.

IN-STOCK LAMINATES

In-Stock Laminate

Krug's in-stock Laminates are available in 16 different laminate selections. There are 8 wood grain laminates, 4 solid color laminates in a selection of popular solid shades and 4 Exotic laminates offering a distinguished appearance. Polymer Edge will be selected to match the worksurface.

In-Stock Laminates

Wood Grain Laminate

Name & Number	Supplier	Polymer Edge Names
Corretto Cherry HP-288-N	Pionite	Corretto Cherry
Flamenco Cherry T462	Arborite	Flamenco Cherry
Mocha Cherry HP-341-N	Pionite	Mocha Cherry
Monticello Maple 7925	Wilsonart	Monticello Cherry
Nightfall WX421-N	Pionite	Nightfall
Samba Cherry T460	Arborite	Samba Cherry
Shiraz Cherry T472	Arborite	Shiraz Cherry
Sugarloaf Maple T630	Arborite	Sugarloaf Maple

Solid Laminate

Name & Number	Supplier	Polymer Edge Names
Almond T445	Pionite	Almond
Black T203	Arborite	Black
Shadows T201	Arborite	Shadow
White D354-60	Wilsonart	White

Exotic Laminate

Name & Number	Supplier	Polymer Edge Names
Backwoods Sycamore HP689-N	Pionite	Backwoods Sycamore
Edgewood Sycamore HP690-N	Pionite	Edgewood Sycamore
Gunstock Walnut WW971-N	Pionite	Gunstock Walnut
Thunderstorm HP359-N	Pionite	Thunderstorm

Non-Stocked Laminates

For specific lead time and application questions, please contact Krug Customer Service for your requirement. Upcharges will be applicable for non-stocked laminates, depending on their cost. Non-stock laminates may require a minimum order quantity, please contact customer service. Stocked polymer edges can be specified for use with non-stocked laminates.

The following plastic laminates are acceptable for application on Krug products as they feature a matte finish:

Nevamar	All plastic laminates with "T" in the suffix (i.e., MR2002T)
Wilsonart	All plastic laminates with "60" in the suffix (i.e., 4779-60)
Arborite	All plastic laminates with "CA" in the suffix (i.e., 1531-CA)
Pionite	All plastic laminates with "Suede" in the name (i.e., WW561 Suede)
Formica	All plastic laminates with "58" in the suffix (i.e., 756-58)

Arborite Laminates 1.800.996.0366	Wilsonart Laminates 1.800.433.3222
Pionite Laminates 1.800.746.6483	Formica Laminates 1.800.367.6422
Nevamar Laminates 1.800.638.4380	

Additional plastic laminate codes may be acceptable for use on Krug furniture, however, they could be subject to an additional upcharge or extended lead time due to material complexity. High sheen plastic laminates are not acceptable for application on Krug furniture due to their inherent nature of scratching and mar-ring during the production process.

PROGRAM DETAILS

KrugExpress orders are ready to ship by the date acknowledged. Delivery and shipping schedules may result in actual shipping of orders at a later date. Statutory holidays and scheduled factory vacations may add to acknowledged lead times of *KrugExpress* orders. Unless otherwise specified on the order, the customer's standard method of shipping Krug products will be utilized.

Available factory capacity for *KrugExpress* is filled by orders received on a "first come, first serve" basis. If the normal *KrugExpress* lead time is not available for your order because available capacity has been filled, you will be immediately advised of the earliest available ready-to-ship date. Please consult your Customer Service representative in advance if you wish to confirm the specific lead time availability for a *KrugExpress* order. Orders must be received by midnight of a given day for that day to be considered the official day the order is received. Order lead times are acknowledged from the date the order is received, but not including the date the order is received. *KrugExpress* orders must be "clean" when received in order to be considered officially received on a given day, and lead times will be acknowledged from the date orders are determined to be "clean". Changes to *KrugExpress* orders are not allowed under any circumstances. Orders for product on *KrugExpress* must clearly state: "*KrugExpress*".

***Some conditions apply. Please note PALETTE finishes are not available on *KrugExpress*.**

CASEGOODS PROGRAM

Orders for casegood products on the *KrugExpress* program may be subject to quantity maximums. Please contact Krug Customer Service for more information. Quantity maximums are dependent upon available capacity, in order to insure that we ship all orders on time. Only actual casegood pieces and conference tables tops and bases are considered "units". Items such as tasklights, tackboards, keyboard trays and drawers, electrical and wire management components, etc., are not considered under the quantity restrictions. For example, a typical office configuration that includes a desk, linking unit, credenza and hutch/overhead, equals a total of four units for the purposes of the quantity maximum. Only Krug In-stock panel fabric is available on the *KrugExpress* program. Only standard wood finishes are available for *KrugExpress* orders. Grommets can be specified in standard positions only. *KrugExpress* also includes all Krug seating and occasional tables as well as Krug conference products to complement this casegoods offering.

CUSTOMER'S OWN MATERIAL - C.O.M.

Customer's Own Material (COM)

COM must be received three weeks prior to the acknowledged ship date. Orders with COM not received by the required deadline will be delayed.

A description of the fabric, including supplier name, fabric name and color number must be included with the purchase order.

When the COM fabric is received at Krug, it must be clearly identified with the fabric name and color, and tagged with name of the Krug customer and purchase order number. Krug will inspect all COM fabric when received to determine if it will be suitable for upholstery. Where Krug feels that the fabric or leather specified will compromise the quality or integrity of our products, customers will be contacted to direct these concerns. Further, Krug reserves the right to refuse to accept and use any COM fabrics or leathers that will compromise our products in any way that is unacceptable to Krug. Krug cannot assume responsibility for the durability or tailoring quality of customer's own material.

Yardage specified in this price guide is approximate. In the case of multiple product orders, multiply the number of items by the COM yardage specified to determine fabric required, unless otherwise indicated. Additional yardage may be needed if the material is less than 54' wide, or patterned or striped and requires matching. As fabric is applied horizontally, non-directional fabrics are recommended. COM fabrics are applied as they come off the roll unless otherwise specified. All striped fabrics will be applied vertically unless otherwise stated by the customer and after approval by Krug. It is the customer's responsibility to advise Krug if the upholstery is to be applied otherwise, and to advise Krug of any special upholstery instructions. Special instructions should be sent to Krug Customer Service, including a sample (or photocopy) of the fabric. Krug is not responsible for instructions sent with the fabric rolls, or for the method of upholstery if no instructions have been provided.

COM fabrics for tackboards may be specified in either Maharam or Momentum panel fabrics. Krug is not responsible for determining if a fabric is not ideal for tackboard application. Please contact Maharam at 1-800-645-3943 or Momentum at 1-800-366-6839 directly for more information about a specific fabric.

COM Shipping Procedures

For tackboard COM fabrics, please send fabrics to:

Krug Inc.
111 Ahrens Street
Kitchener, Ontario
Canada N2H 4C2

Attention: RECEIVER

All packages must be clearly marked "For Customs Clearance by Russell A. Farrow Custom Brokers". According to the North American Free Trade Agreement (NAFTA), goods shipped between the United States and Canada can qualify for exemption from all duties, or for a reduction in duties, if the goods can be proven to originate in either the United States, Canada or Mexico.

Canada Customs requires that a NAFTA Certificate of Origin and a Commercial Invoice be completed and sent with the fabric shipment.

The Commercial Invoice must clearly state the description of the fabric, the selling price, the make-up or content, and the purchaser. The absence of these two documents will delay the shipments at the U.S./Canada border, thereby potentially delaying the customer order. If the total value of the shipment is less than \$1200 U.S., Customs will accept a Low Value Statement of Origin in place of the NAFTA Certificate of Origin. The Low Value Statement must be signed by a representative of the exporting company. This statement may either be included on the commercial invoice or attached to the invoice.

Krug is happy to answer any questions or concerns about COM shipping procedures and the required documents. Please contact our Customs Specialist at 1.888.578.5784.

NON-STANDARD PRODUCT GUIDELINES FOR PRICING

PRICING METHODS

Customer widths: Apply the price that is one standard size larger than the desired case size (but same depth). Example: required dimension is 74" x 24", so take the price of the 78" x 24" unit. Customer depths: Apply the price of the same unit one size deeper (but same width). Example: required dimension is 72" x 26", so take the price of the 72" x 30" unit. Custom width & depth: Apply the price of the same unit both one size wider and one size deeper. Example: required dimension is 74" x 26", so take price of the first standard size above 84" x 30" unit.

Custom height of desk height cases: Add 18% (31-32" H)

(All) Grommets in non-standard positions, add:	\$250 list
(All) To remove hutch or overhead doors, deduct:	4% list
(All) Bookcase with optional pull out printer shelf, add:	\$150 list
(All) Bookcase with optional vent in back (includes 2 vents and 1 grommet), add:	\$200 list
(All) 2 lateral file and 3 or 4 closed shelves - convert to half open, half closed shelves, add:	15% list
(All) 2 lateral file and 3 or 4 closed shelves - convert to half open, half wardrobe, add:	15% list
(All) To remove storage doors for open shelves, deduct:	4% list

EXCEPTIONS TO THE PRICING METHODS ABOVE

Sizes larger than largest shown in Price List.

Non-standard extension on drawer slides.

Non-standard drawer depths in standard depth pedestals.

Glass door – any style.

Glass – face mounted modesty panels.

Perforated modesty panels.

Cases with curvilinear tops where the radius becomes non-standard.

A/V cabinets.

Any case with flipper doors.

Please contact Specials Coordinator or Krug Customer Service at 1.888.578.KRUG if you require assistance.

PLEASE NOTE: Cases with non-standard features do not apply to the rules above.

Contact Krug Customer Service if you require assistance.

GENERAL PRODUCT SPECIFICATIONS

Work Surfaces

Tops are 1 1/8" thick veneered particle board core with face and back veneer. All worksurface height tops have profiled edges on all sides, except when using the M Profile in a Polymer Edge where the profile appears on the front and back sides only of desks. Credenzas, returns, and link units side and back edges are flush. All worksurface height tops have a chemically impregnated polycell backer for additional strength.

Modesty Panels

Modesty panels are standard on all desks, and optional on shaped tops, returns, linking units and credenzas. Modesty panels on credenzas are 1/2" thick, and linking unit modesty panels are 1 1/8" thick.

Metal Legs

The metal legs in Artemis have a silver metallic finish.

Veneer

External face veneers are rift cut Red Oak, and flat sliced Cherry, Maple and Walnut bookmatched veneer.

Finish

A five step catalyzed varnish finish that when dry has a sheen value of 35°, is applied to all finished cases.

Locks

Locks are standard on all pedestals and storage unit lateral file drawers. Locks are optional on door fronts and must be specified at time of order. Locks are not available on glass doors.

Latches

All hutch, overhead and bookcase doors are equipped with touch latches mounted inside the top edge of the door.

Drawers

Desk box and file drawers have fully progressive full extension slides and are load rated at 90 lbs. per drawer. All drawer interiors are maple print components with a 1/4" matching melamine bottom. All file drawers are equipped for letter and legal filing. All box/box/file pedestals in desks are supplied with one molded black pencil tray.

Glides

Adjustable glides are 1" long and allow for a range of adjustment of 1". Glide inserts are installed at factory, glides need to be field installed.

Hinges

Hinges on all hutch, overhead and bookcase doors are European style with 110 degree opening. All hinges are fully adjustable.

Pulls

All pulls are die cast with a choice of silver metallic powder coat, and grey metallic powder coat finish options. Pulls are supplied on all drawers.

Testing Information

Artemis meets or exceeds the testing requirements of ANSI / BIFMA X5.5-2008 and/or X5.9-2004.



EDGE DETAILS

EDGE PROFILES



Flat Edge - T



Knife Edge - D



Fluted Edge - M

Desks, Credenzas, Curvilinear Desks, Returns, Linking Units, Corner Units, Bookcase and Storage Units have profiles on all edges. Plan views of each are shown below.



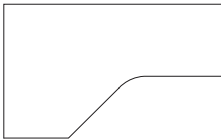
Desks



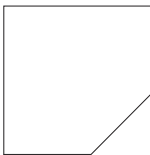
Returns and Linking Units



Credenza



Curvilinear Desks



Corner Units

Artemis Edges - Fluted Profile Polymer Edge

Desks, Credenzas, Curvilinear Desks, Returns, Linking Units, Corner Units, Bookcase and Storage Units have profiles on all front & backs. Plan views of each are shown below.



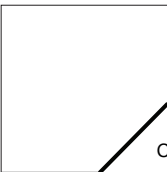
Desks




Returns and Linking Units



Credenza

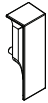


Corner Units

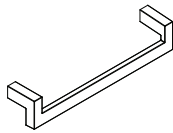


Curvilinear Desks

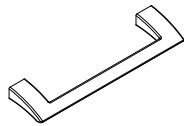
Drawer Pulls



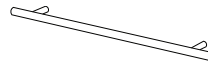
Athena



Diana



Hera



Sono

Artemis drawer pulls are available in two standard finishes - SILVER METALLIC and GRAY METALLIC. Please specify finish color on purchase order. Artemis pulls are specified in the following places:

Above the work surface:

Athena	Vertical
Diana	Vertical
Hera	Vertical
Sono	Vertical

Below the work surface:

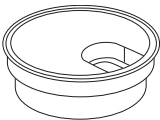
Athena	Vertical
Diana	Horizontal
Hera	Horizontal
Sono	Horizontal

Locks

Locks are provided as standard features on all pedestals, except bookcase pedestals, including those in desks, credenzas, and lateral file storage units. Lock plugs on desks are located in the kneespace on the 3/4 height pedestal side panel. Lock plugs on desks with full height pedestals are located on the fronts.

Locks are available on the bookcase doors at an upcharge of \$100 list per set of (2) doors, please specify at time of order. Lock plugs for bookcase doors are generally located on the top inside corner of the door front. Lock plugs for hutch and overhead doors are generally located on the lower inside corners. Suites can be keyed alike at no upcharge, please specify on purchase order.

POWER MANAGEMENT



GROMMETS - Optional

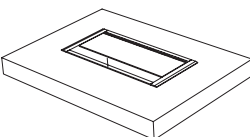
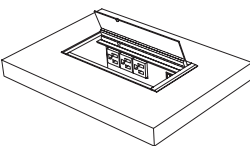
All cases may be specified with one grommet in a standard position at no upcharge. A \$100 list upcharge will apply to additional grommets in standard positions and for grommets requested in non-standard positions a \$250 list upcharge will apply.

The grommet position must be indicated for each case on the order. Please specify location of grommet when ordering.

GROMMETS - Round

A round grommet in a satin metallic finish with an open and shut mousehole serves to provide cable passage for areas not requiring a large opening. The grommet position must be indicated for each case on the order. Please specify location of grommet when ordering.

Grommets can be field installed with a power drill, 60 mm hole saw. Please keep in mind the location of the grommets when specifying paper managers or pier hutches for use with worksurfaces. For example, a paper manager on the left-hand side may be used with a "C", "BR" or "AR" grommet.



POWERPORT

A PowerPort is a unique worksurface mounted module that can be specified to a location that best serves the user's needs. It can be specified without any features or with a UL approved electrical, voice and data power bar.

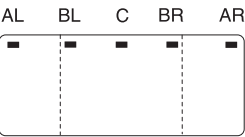
A service module having no power bar will serve as a large grommet. A hinged lid easily enables the passage of several cables and devices, which have large transformer plugs through the worksurface. Those specified with a CSA/UL approved power bar will be provided with three 115 - volt electrical convenience outlets as well as one RJ11 communication port and one RJ45 data ports. The PowerPort is cat 5/6 compatible.

Please keep in mind the location of PowerPorts when specifying paper managers or pier doors hutches for the use with worksurfaces. For example, a paper manager or a pier on the left-hand side may be used with a "C", "BR", or "AR" Power Port.

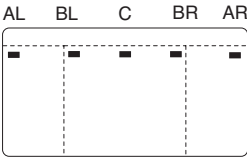
POWER MANAGEMENT

Standard Grommet & PowerPort Positions

Desks, Credenzas, Link Units & Returns



30" deep desks:
Position Code:
AL – left corner
BL – left end beside pedestal gable
C – center
BR – right end beside pedestal gable
AR – right corner



36" deep desks:
Position Code:
AL – left corner
BL – left end beside pedestal gable
C – center
BR – right end beside pedestal gable
AR – right corner

“BR” and “BL” are only available on tops 60” or longer.

Curvilinear Top Grommets & PowerPorts

“AL” and “AR” are the only grommet and PowerPort locations that apply to curvilinear returns. Please note these locations are not applicable on the 36” deep top and fixed modesty panel.

Guest Side



Guest Side



Position code:
AL - left corner on right hand return
AR - right corner on left hand return

Curvilinear desk grommets and PowerPorts can only be specified in “C” position.



User Side

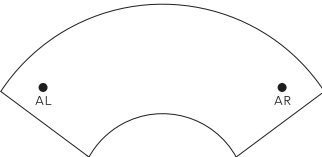


User Side

Position Code: C center

Crescent Return Grommets

PowerPorts are not available on Crescent returns.



Position Code:
AL - left corner on return
AR - right corner on return

LAMINATE WORKSURFACES

Laminate Worksurfaces

Laminate worksurfaces are available for the Artemis product line with two options - Laminate Tops with Wood Edge and/or Laminate Tops with Polymer Edge.

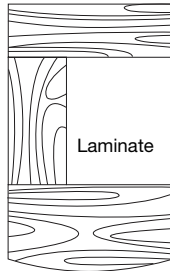
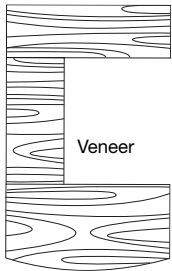
Krug will order and procure laminates. Purchase orders with a plastic laminate option must include:

Manufacturer's Name

Laminate Name

Laminate Number

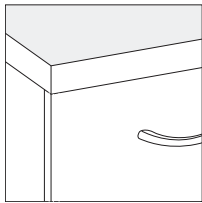
When specifying laminate worksurfaces, the grain direction is such that the grain pattern runs as shown in the diagrams below. Please note, in veneer grain direction runs lengthwise on desks and credenzas and up and down on returns and linking units. In laminate the grain direction runs lengthwise across all components.



Please contact Krug Customer Service for questions pertaining to laminate grain direction.

The diagram below illustrates the placement of laminate on Krug worksurfaces.

The shaded areas represent laminate, while the non-shaded area indicates the profiled wood edge or polymer.



CREDENZAS

Credenzas

Artemis offers a wide variety of credenzas for use as stand alone storage pieces, part of a connected worksurface configuration, or behind a desk.

Choose from single or double pedestal options, with fixed or hinged modesty panel.

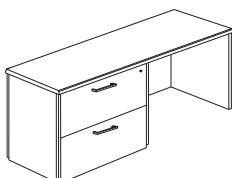
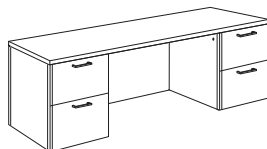
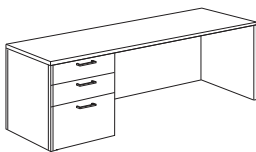
Modesty Panels

Credenzas with modesty panels provide easy access to wall mounted electrical sources without wiring difficulties, and are also a satisfying solution for the cost-minded customer.

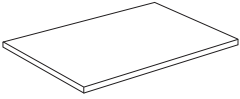
Credenzas with modesty panels have an added finish look, and all cases are available with a wiring grommet in a standard position for added cable management, please specify on your order. Wiring grommets can be specified above the pedestal location.

Pedestals

Artemis credenzas are available with single, lateral file, combination pedestals or bookcase pedestals.



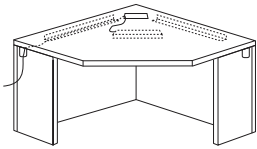
LINKING & CORNER UNITS



Artemis linking units and corner units are available in a range of sizes for ease of use in configuring a connected worksurface.

Linking Units

Linking Units are for use between desks and credenzas in creating a U-shaped configuration, and must be supported at both ends. They are available with or without modesty panels.

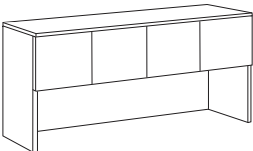


Corner Units

A corner unit can also be used on a U-shaped configuration, or it can be an integral part of a L-shaped work area with returns linked to either side.

Corner units have a standard grommet included in the back corner for ease of cable management, and have additional wire management access grommets in the half gables so that cable can be run to other areas of the connected worksurface. This can be assisted by a cut length of wire management cover.

HUTCHES, OVERHEADS, & TACKBOARDS

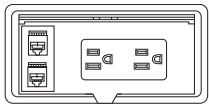


Hutches and Overheads

Artemis offers hutch and overhead options for use in a work area configuration.

All hutches and overheads include tasklights that are factory installed and require no field adjustment. Tasklights are mounted beneath the cabinet and hidden from view.

Selected hutches and overheads are available with silver metallic framed frosted glass doors.



Doors

Doors are equipped with fully adjustable European style hinges. Locks are optional and can be specified at time of order for an upcharge of \$100 per set of (2) doors. If an uneven amount of doors require locks, the lock on the single door is also \$100. Locks are not available on glass doors.

Hutch Power/ Data/ Voice Module

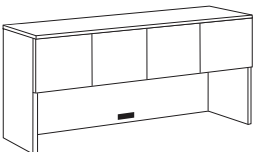
Access to power and data is made simple by using a hutch with a power/data/voice module built right into the tackboard. The module is fully installed at the factory but can be removed to connect data links on site. It features a flip door that retracts into the case of the unit when open.

Tackboards

Please note, not all fabrics are suitable for tackboard application. Tackboard fabric selections should be supplied with the order information.

Tackboards are not included with overheads, see page 44 for pricing. Overhead tackboards include wall mounting hardware and instructions. Tackboards for hutches are installed at the factory and require no additional set up on site.

Only hutches and overhead tackboards in Krug panel fabrics are available on *KrugExpress*.



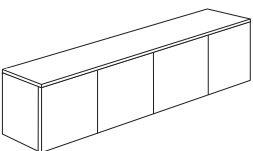
Tasklights

Tasklights are included with hutches and overheads. On hutches, the tasklight cord is threaded behind the hutch through a standard access grommet on the upper right hand side of the back panel.

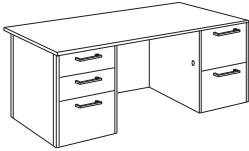
Tasklights are installed on the underside of overhead units. Cords run down the right hand side of the tasklight to the worksurface where they can be routed behind the worksurface top. The use of a wall mounted Overhead tackboard conceals the cord from view.

Installation

Hutch and overhead installation instructions are included with every case or can be found in this guide on page 15. All mounting hardware required is included with the product.



FILING INSTRUCTIONS




Drawers will be offered for letter and legal size filing. All units are equipped with file bars that are fixed in place for shipping.

Desk Pedestal File Drawers

Filing Capacity:

15" drawers
21" of letter filing front to back or
12" of legal filing side to side
22" pedestal drawer depths allow only one row of side to side files.

Weight capacity of pedestal file drawers is 90 lbs.

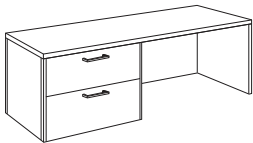


Credenza and Return Pedestal File Drawers

Filing Capacity:

15" drawers
15" of letter filing front to back or
12" of legal filing side to side
16" pedestal drawer depths allow only one row of side to side files.

Weight capacity of pedestal file drawers is 90lbs.



Credenza, Return or Storage Lateral File Drawers

Filing Capacity:

30" wide drawers:
30" letter filing front to back, or
25" legal filing side to side
15" or legal filing front to back.

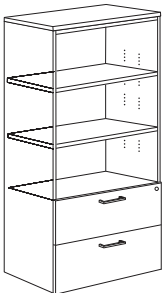

When filing front to back, 30" lateral file drawer widths allow two rows of letter filing, but only one row of legal file width.

Filing capacity:

36" wide drawers:

30" letter filing front to back, or
36" legal filing side to side, or
30" legal filing front to back.

Weight capacity of lateral file drawers is 135 lbs.



Linking Units, Tops and Returns

It is important that the main units (desk, credenza) to which the linking unit or return is being attached be in their final position and leveled.

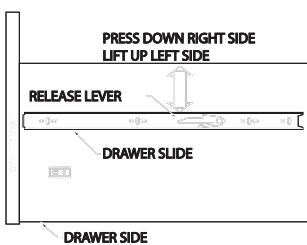
Units are connected with mending plates under worksurface and wood screws on modesty and end panels. Locate connections and attach the mending plate under the worksurface. Level pieces if necessary by adjusting the glides to achieve flush and firm joints before completing installation of hardware.

Drawer Removal

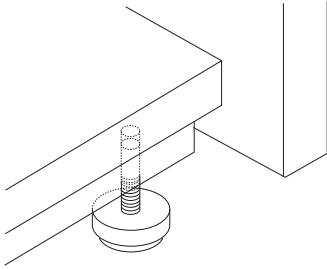
Pull drawer and slide out to the full extension position. With index finger, lift up the release lever on the left and press down the release lever on the right side of the drawer (as shown).

Pull out the drawer with the attached drawer channel from the cabinet member.

To re-assemble, insert the drawer through the guide of the stop bumper.



INSTALLATION

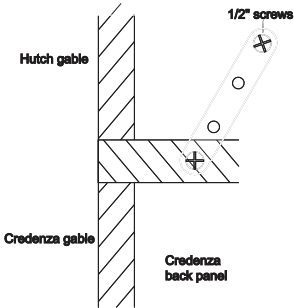


Glide Adjustment

Raise one corner of the unit at a time and adjust the glide to the desired height by turning the glide to the hole. Make sure unit is level after adjusting the glides.

Please note that the maximum adjustment range of the glides is 1 1/4".

When moving units after glides have been inserted, dial the glides to the lowest position to prevent damage.



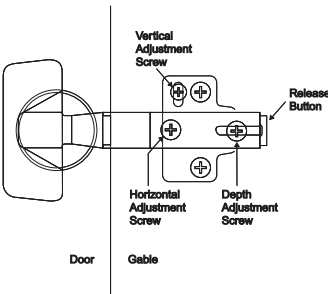
Hutch Installation

Before installing the hutch, insure that the worksurface has been placed in the final position and leveled. The worksurface should then be moved out a sufficient distance to allow access to the back. It is recommended that the minimum amount of movement be used with the leveling glides extended to prevent damage to the glides.

The hutch comes with self-adhesive foam strips that must be applied to the bottom edge prior to placing the hutch on the credenza. The foam is best applied with the hutch lying on its back. Do not leave any gaps in the foam strip, in order to prevent scratches to the credenza top while placing the hutch.

Place the hutch securely on the worksurface. Try to minimize any movement of the hutch to prevent scratching. Use of a blanket on the front portion of the credenza is recommended.

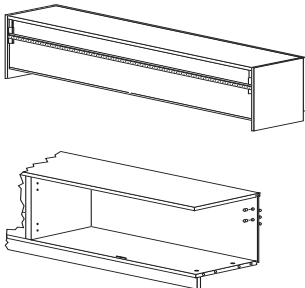
Using the supplied hardware, screw the flat bracket to the top of the credenza at each end, using the 3/4" screws provided. Swing the bracket up to approximately 60° and screw through the bracket into the hutch back with the 1/2" screws. Tighten all screws. Move combined hutch and credenza back to final location. Check for level again and adjust as required.



Door Adjustments

Hinges on all bookcase, overhead and hutch doors are designed to be adjusted for depth, horizontal and vertical alignment. This is easily done by adjusting the appropriate screw. See drawing.

To remove a door, push the release button and pull out the door, disconnecting hinges.



Overhead Units

The wall mount overhead units must be installed on wall studs. The first step for installation is to locate the studs in the wall where the overhead is to be mounted.

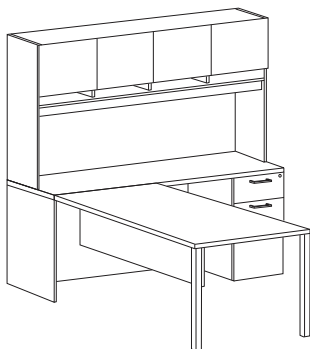
Position the overhead hanger rail on the wall to insure studs line up with pre-drilled holes in the hanger rail and mark the location on the wall.

Drill holes at the marked hole locations. Fasteners are to be provided by the installer, so hole size will be determined by size of fastener chosen. If studs cannot be accessed, then appropriate drywall plugs or butterfly bolts should be used. If the end of the wall rail is further than 3" from a stud, toggle bolts must be fastened through holes 1 and 3. Fasten the mounting rail to the wall insuring that it is level.

Remove the black plugs located on the inside face of the back panel to gain access to the adjusting screws on the hanging brackets. Hang the overhead on the mounting rail. The hanging brackets provide vertical and plumb adjusting screws. Level the cabinet by using these screws. All brackets must be adjusted so that they all support the cabinet.

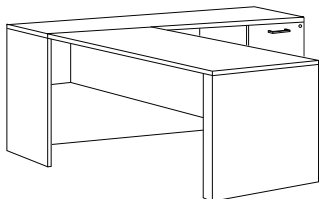
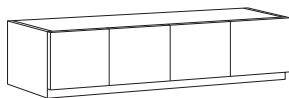
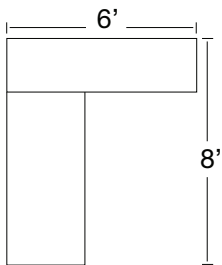
When leveling of the overhead is complete, insert the black plugs in the holes to cover the adjusting screws.

SAMPLE CONFIGURATIONS



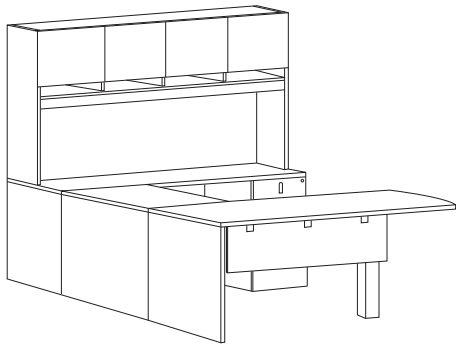
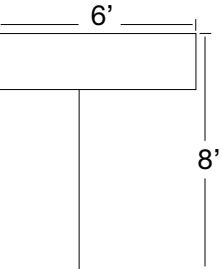
Model	Price	Material
76RHDR6636LV29M	1093	Rift Oak with Lam.Top w/ Polymer Edge
76C72244XLORF	2103	Rift Oak with Lam.Top w/ Polymer Edge
76HTPM721640	2567	Rift Oak
Total List	5,763	

Model	Price	Material
76RHDR6636LV29M	1182	Cherry, Maple, Walnut
76C72244XLORF	2274	Cherry, Maple, Walnut
76HTPM721640	2695	Cherry, Maple, Walnut
Total List	6,151	



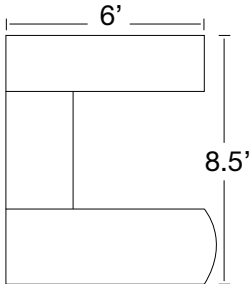
Model	Price	Material
76RHDR7236LX21	1439	Rift Oak
76C72244XLORD	2166	Rift Oak
76OHW721616	964	PALETTE
Total List	4,569	

Model	Price	Material
76RHDR7236LX21	1511	Cherry, Maple, Walnut
76C72244XLORD	2274	Cherry, Maple, Walnut
76OHW721616	1012	Cherry, Maple, Walnut
Total List	4,797	

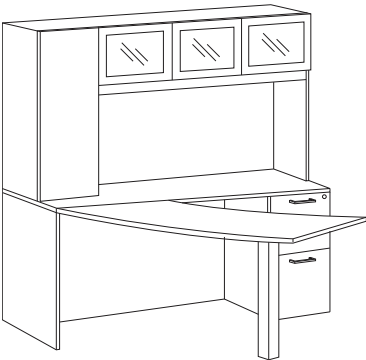


Model	Price	Material
76HTPM721640	2567	PALETTE
76C72244XLORD	2166	Rift Oak
76LU4224HX41	831	Rift Oak
76DA7230LV21S1	1726	PALETTE
Total List	7,290	

Model	Price	Material
76HTPM721640	2695	Cherry, Maple, Walnut
76C72244XLORD	2274	Cherry, Maple, Walnut
76LU4224HX41	873	Cherry, Maple, Walnut
76DA7230LV21S1	1867	Cherry, Maple, Walnut
Total List	7,709	

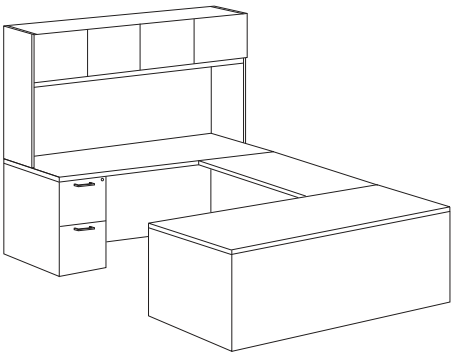
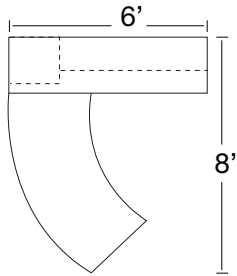


SAMPLE CONFIGURATIONS



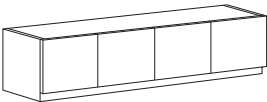
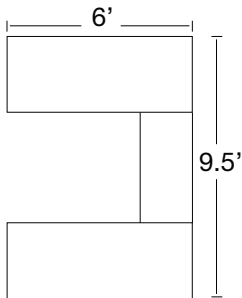
Model	Price	Material
76HTPR721640L11OHXR0	2650	Rift Oak
76C72244XLORD	2103	Rift Oak with Lam. Top w/ Polymer Edge
76RHC7230LS1	1071	Rift Oak with Lam. Top w/ Polymer Edge
Total List	5,824	

Model	Price	Material
76HTPR721640L11OHXR0	2783	Cherry, Maple, Walnut
76C72244XLORD	2274	Cherry, Maple, Walnut
76RHC7230LS1	1158	Cherry, Maple, Walnut
Total List	6,215	

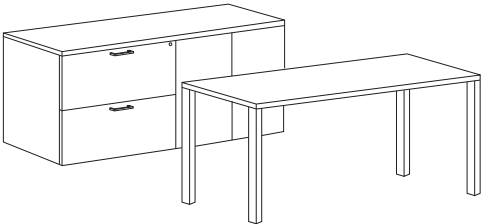
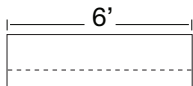


Model	Price	Material
76HT721640	2083	Rift Oak
76C72244XLDRO	2166	Rift Oak
76LU4224HX41	831	Rift Oak
76D72364LORF	2208	Rift Oak
Total List	7,288	

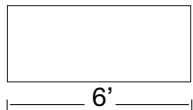
Model	Price	Material
76HT721640	2187	Cherry, Maple, Walnut
76C72244XLDRO	2274	Cherry, Maple, Walnut
76LU4224HX41	873	Cherry, Maple, Walnut
76D72364LORF	2319	Cherry, Maple, Walnut
Total List	7,653	



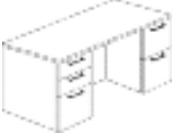
Model	Price	Material
76OH721616	964	Palette
76C7224LFRB	2911	Rift Oak
76TD7236M	1933	Rift Oak
Total List	5,808	

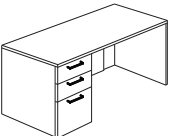


Model	Price	Material
76OH721616	1012	Cherry, Maple, Walnut
76C7224LFRB	3056	Cherry, Maple, Walnut
76TD7236M	2030	Cherry, Maple, Walnut
Total List	6,098	



ARTEMIS DESKS

DESCRIPTION/MODEL		Rift Oak or PALETTE w/ Lam. Top & Polymer Edge	Rift Oak or PALETTE w/ Wood or Lam. & Wood Edge	C, M, W or PALETTE w/ Lam. Top & Polymer Edge	C, M, W w/ Wood or Lam. Top & Wood Edge	W	D	H	KW	Shipping Weight	Cubes
 Rectangular Desk with full height double pedestals	76D60304LDRF	2369	2440	2487	2562	59.75	30	29.5	28.5	218	39.25
	LFRD										
	LFRF										
	76D66304LDRF	2386	2458	2505	2580	65.75	30	29.5	34.5	224	42.75
	LFRD*										
	LFRF										
	76D66364LDRF	2398	2470	2518	2593	65.75	36	29.5	34.5	236	50.25
	LFRD										
	LFRF										
	76D72304LDRF	2406	2478	2526	2602	71.75	30	29.5	40.5	246	46.5
	LFRD										
	LFRF										
	76D72364LDRF	2430	2503	2552	2628	71.75	36	29.5	40.5	248	54.75
	LFRD										
	LFRF										
	76D78304LDRF	2445	2518	2567	2644	77.75	30	29.5	40.5	248	50.25
	LFRD										
	LFRF										
	76D78364LDRF	2460	2534	2583	2660	77.75	36	29.5	40.5	248	59
	LFRD										
	LFRF										
	76D84364LDRF	2471	2545	2595	2672	83.75	36	29.5	46.5	272	63.25
	LFRD										
	LFRF										

 Rectangular Desk with full height single pedestal	76D60304LFRO	2073	2135	2177	2242	59.75	30	29.5	43	252	39.25
	LORF										
	76D66304LFRO*	2090	2153	2195	2260	65.75	30	29.5	49	212	42.75
	LORF										
	76D66364LFRO	2109	2172	2214	2281	65.75	36	29.5	49	224	50.25
	LORF										
	76D72304LFRO	2110	2173	2216	2282	71.75	30	29.5	55	224	46.5
	LORF										
	76D72364LFRO	2144	2208	2251	2319	71.75	36	29.5	55	236	54.75
	LORF										
	76D78364LFRO	2181	2246	2290	2359	77.75	36	29.5	61	242	59
	LORF										
	76D84364LFRO	2208	2274	2318	2388	83.75	36	29.5	67	260	63.25
	LORF										

DIMENSION KEY

W — width
D — depth
H — height of worksurface
KW — kneehole width
Dimensions are in inches and approximate.
Contact Customer Service if dimensions
are critical.
See page 7 for *KrugExpress* program.

CODE DESCRIPTION

4 - full height pedestal
D - 2 file drawers
F - 2 box, 1 file drawer
L - left-handed pedestal position
R - right-handed pedestal position
0 - no pedestal

STANDARD FINISHES

For a complete list of standard wood finishes
please see page 5.


WIRING GROMMETS

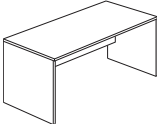
One wiring grommet in a standard position is
optional at no charge. See page 11 for more
wiring grommet information.


PALETTE FINISHES

Artemis Casegoods are available on
full cases in a PALETTE finish for the same
price as the Rift Oak with Polymer Edge
column in this price guide.

ARTEMIS SHELLS & BOW TOPS

DESCRIPTION/MODEL		Rift Oak or PALETTE w/ Lam. Top & Polymer Edge	Rift Oak or PALETTE w/ Wood or Lam. & Wood Edge	C, M, W or PALETTE w/ Lam. Top & Polymer Edge	C, M, W w/ Wood or Lam. Top & Wood Edge	W	D	H	KW	Shipping Weight	Cubes	
	Desk Shell with Rectangular Top and full height modesty	76SD6030X41	1468	1512	1541	1588	59.75	30	29.5	57.5	154	39.25
		76SD6630X41	1485	1530	1559	1606	65.75	30	29.5	63.5	198	42.75
		76SD6636X41	1502	1547	1577	1624	65.75	36	29.5	63.5	215	50.25
		76SD7230X41	1520	1566	1596	1644	71.75	30	29.5	69.5	210	46.5
		76SD7236X41	1537	1583	1614	1662	71.75	36	29.5	69.5	228	54.75
		76SD7836X41	1574	1621	1653	1702	77.75	36	29.5	75.5	241	59
		76SD8436X41	1598	1646	1678	1728	83.75	36	29.5	81.5	254	63.25

	Desk Shell with Rectangular Top and 3/4 height modesty	76SD6030X31	1439	1482	1511	1556	59.75	30	29.5	57.5	146	39.25
		76SD6630X31	1455	1499	1528	1574	65.75	30	29.5	63.5	198	42.75
		76SD6636X31	1472	1516	1546	1592	65.75	36	29.5	63.5	215	50.25
		76SD7230X31	1489	1534	1563	1610	71.75	30	29.5	69.5	210	46.5
		76SD7236X31	1506	1551	1581	1629	71.75	36	29.5	69.5	228	54.75
		76SD7836X31	1545	1591	1622	1671	77.75	36	29.5	75.5	241	59
		76SD8436X31	1567	1614	1645	1695	83.75	36	29.5	81.5	254	63.25

	Bow Top Option	BT76D6030	250	258	263	270	59.75	36	-	-	68	3.75
		BT76D6630	261	269	274	282	65.75	36	-	-	73	4
		BT76D6636	274	282	288	296	65.75	42	-	-	84	4.75
		BT76D7230	285	294	299	308	71.75	36	-	-	79	4.5
		BT76D7236	293	302	308	317	71.75	42	-	-	91	5.25
		BT76D7836	304	313	319	329	77.75	42	-	-	98	5.5
		BT76D8436	308	317	323	333	83.75	42	-	-	105	6

ORDERING PROCEDURE

To order, please specify the following:

- 1) Krug product model number
- 2) Wood species and finish
- 3) Wood edge detail - M, D, or T see page 9
*Indicates model illustrated by line drawing
- 4) Pull style and color.
- 5) Grommet location and style if applicable.

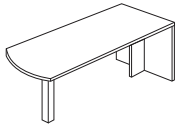
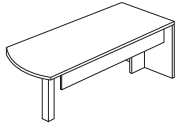
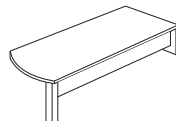
CODE DESCRIPTION

X41 - full height modesty panel
X31 - 3/4 height modesty panel
BT - bow top

STANDARD FINISHES

For a complete list of standard wood finishes please see page 5.

ARTEMIS DESKS

DESCRIPTION/MODEL		Rift Oak or PALETTE w/ Lam. Top & Polymer Edge	Rift Oak or PALETTE w/ Wood or Lam. & Wood Edge	C, M, W or PALETTE w/ Lam. Top & Polymer Edge	C, M, W w/ Wood or Lam. Top & Wood Edge	W	D	H	KW	Shipping Weight	Cubes
	Arc Desk with square wood leg 76DA6630S1	1573	1620	1652	1701	65.75	30	29.5	38	126	42.75
	76DA6636S1	1588	1636	1667	1717	65.75	36	29.5	38	146	50.25
	76DA7230S1*	1602	1650	1682	1733	71.75	30	29.5	44	132	46.5
	76DA7236S1	1636	1685	1718	1769	71.75	36	29.5	41	155	54.75
	76DA7830S1	1654	1704	1737	1789	77.75	30	29.5	50	141	50.25
	76DA7836S1	1665	1715	1748	1801	77.75	36	29.5	47	163	59
	76DA8430S1	1672	1722	1756	1808	83.75	30	29.5	57	154	53.75
	76DA8436S1	1696	1747	1785	1834	83.75	36	29.5	53	178	63.25
	Arc Desk with square wood leg and 1/2 height floating wood modesty panel 76DA6630LV21S1	1695	1746	1780	1833	65.75	30	29.5	38	135	42.75
	RV21S1										
	76DA7230LV21S1	1726	1778	1812	1867	71.75	30	29.5	41	142	46.5
	RV21S1*										
	76DA7830LV21S1	1762	1815	1850	1906	77.75	30	29.5	47	150	50.25
	RV21S1										
	76DA8430LV21S1	1797	1851	1887	1943	83.75	30	29.5	57	158	53.75
	RV21S1										
	Arc Desk with square wood leg and 1/2 height fixed wood modesty panel 76DA6636X21S1	1710	1761	1796	1849	65.75	36	29.5	35	148	50.25
	76DA7236X21S1*	1762	1815	1850	1906	71.75	36	29.5	41	158	54.75
	76DA7836X21S1	1801	1855	1891	1948	77.75	36	29.5	47	168	59
	76DA8436X21S1	1840	1895	1932	1990	83.75	36	29.5	53	186	63.25

ORDERING NOTES:

All Desks with a "S1" at the end of the model number are available with a 4" diameter metal leg, please replace "S1" with a "D8" to the existing model number ie; 76DA6630D8. All Desks with a "S1" at the end of the model number are available with a half gable, please replace "S1" with "HG" in the model number ie; 76DA6630HG.

DIMENSION KEY

W — width
D — depth
H — height of worksurface
KW — knee-hole width
Dimensions are in inches and approximate.
Contact Customer Service if dimensions are critical.
See page 7 for *KrugExpress* program.

CODE DESCRIPTION

S1 - square wood leg
V21 - 1/2 height floating wood modesty panel
X21 - 1/2 height fixed wood modesty panel

STANDARD FINISHES

For a complete list of standard wood finishes please see page 5.

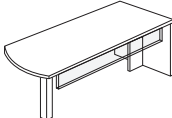
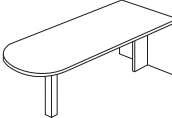
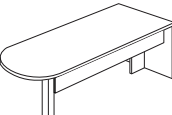
WIRING GROMMETS

One wiring grommet in a standard position is optional at no charge. See page 11 for more wiring grommet information.

PALETTE FINISHES

Artemis Casegoods are available on full cases in a PALETTE finish for the same price as the Rift Oak with Polymer Edge column in this price guide.

ARTEMIS DESKS

		Rift Oak or PALETTE w/ Lam. Top & Polymer Edge	Rift Oak or PALETTE w/ Wood or Lam. & Wood Edge	C, M, W or PALETTE w/ Lam. Top & Polymer Edge	C, M, W w/ Wood or Lam. Top & Wood Edge					Shipping Weight	Cubes		
DESCRIPTION/MODEL						W	D	H	KW				
	Arc Desk with square wood leg and 1/2 height floating acrylic modesty panel	76DA6630LV29S1	1695	1746	1780	1833	65.75	30	29.5	38	131	42.75	
		RV29S1											
		76DA6636LV29S1	1710	1761	1796	1849	65.75	36	29.5	35	150	50.25	
		RV29S1											
		76DA7230LV29S1	1726	1778	1812	1867	71.75	30	29.5	41	138	46.5	
		RV29S1											
		76DA7236LV29S1	1762	1815	1850	1906	71.75	36	29.5	41	160	54.75	
		RV29S1*											
		76DA7830LV29S1	1782	1835	1871	1927	77.75	30	29.5	47	147	50.25	
		RV29S1											
		76DA7836LV29S1	1795	1849	1885	1941	77.75	36	29.5	47	169	59	
		RV29S1											
		76DA8430LV29S1	1801	1855	1891	1948	83.75	30	29.5	57	162	53.75	
		RV29S1											
		76DA8436LV29S1	1838	1893	1930	1988	83.75	36	29.5	53	186	63.25	
		RV29S1											
	Bullet Desk with square wood leg		76DB6030S1	1544	1590	1621	1670	59.75	30	29.5	32	117	39.25
			76DB6036S1	1557	1604	1635	1684	59.75	36	29.5	29	135	46
			76DB6630S1	1573	1620	1652	1701	65.75	30	29.5	38	124	42.75
			76DB6636S1	1588	1636	1667	1717	65.75	36	29.5	35	144	50.25
		76DB7230S1*	1602	1650	1682	1733	71.75	30	29.5	44	130	46.5	
		76DB7236S1	1636	1685	1718	1769	71.75	36	29.5	41	153	54.75	
		76DB7836S1	1665	1715	1748	1801	77.75	36	29.5	45	161	59	
		76DB8436S1	1696	1747	1785	1834	83.75	36	29.5	47	176	63.25	
Bullet Desk with square wood leg and 1/2 height floating wood modesty panel		76DB6030LV21S1	1664	1714	1747	1800	59.75	30	29.5	32	127	39.25	
		RV21S1											
		76DB6630LV21S1	1695	1746	1780	1833	65.75	30	29.5	38	135	42.75	
		RV21S1											
		76DB7230LV21S1	1726	1778	1812	1867	71.75	30	29.5	44	144	46.5	
		RV21S1*											
		76DB7830LV21S1	1762	1815	1850	1906	77.75	30	29.5	48	153	46.5	
	RV21S1												
		76DB8430LV21S1	1797	1851	1887	1943	83.75	30	29.5	56	167	53.75	
		RV21S1											

ORDERING NOTES:

All Desks with a "S1" at the end of the model number are available with a 4" diameter metal leg, please replace "S1" with a "D8" to the existing model number ie; 76DA6630D8. All Desks with a "S1" at the end of the model number are available with a half gable, please replace "S1" with "HG" in the model number ie; 76DA6630HG.

ORDERING PROCEDURE

To order, please specify the following:

- 1) Krug product model number
- 2) Wood species and finish
- 3) Wood edge detail - M, D, or T see page 9
- *Indicates model illustrated by line drawing
- 4) Pull style and color.
- 5) Grommet location and style if applicable.

CODE DESCRIPTION

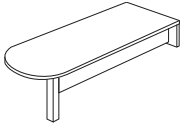
V29 - 1/2 height floating acrylic modesty panel
V21 - 1/2 height floating wood modesty panel
S1 - square wood leg

STANDARD FINISHES

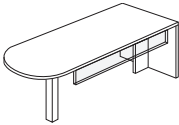
For a complete list of standard wood finishes please see page 5.

ARTEMIS DESKS

DESCRIPTION/MODEL		Rift Oak or PALETTE w/ Lam. Top & Polymer Edge	Rift Oak or PALETTE w/ Wood or Lam. & Wood Edge	C, M, W or PALETTE w/ Lam. Top & Polymer Edge	C, M, W w/ Wood or Lam. Top & Wood Edge	W	D	H	KW	Shipping Weight	Cubes
Bullet Desk with square wood leg and 1/2 height fixed wood modesty panel	76DB6036X21S1	1677	1727	1761	1814	59.75	36	29.5	29	134	46
	76DB6636X21S1	1710	1761	1796	1849	65.75	36	29.5	35	146	50.25
	76DB7236X21S1*	1762	1815	1850	1906	71.75	36	29.5	41	156	54.75
	76DB7836X21S1	1801	1855	1891	1948	77.75	36	29.5	45	166	54.75
	76DB8436X21S1	1840	1895	1932	1990	83.75	36	29.5	53	176	63.25



Bullet Desk with square wood leg and 1/2 height floating acrylic modesty panel	76DB6030LV29S1	1664	1714	1747	1800	59.75	30	29.5	32	121	39.25
	RV29S1										
	76DB6036LV29S1	1677	1727	1761	1814	59.75	36	29.5	29	135	46
	RV29S1										
	76DB6630LV29S1	1695	1746	1780	1833	65.75	30	29.5	38	129	42.75
	RV29S1*										
	76DB6636LV29S1	1710	1761	1796	1849	65.75	36	29.5	35	148	50.25
	RV29S1										
	76DB7230LV29S1	1726	1778	1812	1867	71.75	30	29.5	44	136	46.5
	RV29S1										
	76DB7236LV29S1	1762	1815	1850	1906	71.75	36	29.5	41	158	54.75
	RV29S1										
	76DB7830LV29S1	1782	1835	1871	1927	77.75	30	29.5	48	145	46.5
	RV29S1										
	76DB7836LV29S1	1795	1849	1885	1941	77.75	36	29.5	45	167	54.75
	RV29S1										
	76DB8430LV29S1	1801	1855	1891	1948	83.75	30	29.5	56	160	53.75
	RV29S1										
	76DB8436LV29S1	1838	1893	1930	1988	83.75	36	29.5	53	184	63.25
	RV29S1										



ORDERING NOTES:

All Desks with a "S1" at the end of the model number are available with a 4" diameter metal leg, please replace "S1" with a "D8" to the existing model number ie; 76DA6630D8. All Desks with a "S1" at the end of the model number are available with a half gable, please replace "S1" with "HG" in the model number ie; 76DA6630HG.

DIMENSION KEY

W — width
D — depth
H — height of worksurface
KW — kneehole width
Dimensions are in inches and approximate.
Contact Customer Service if dimensions
are critical.
See page 7 for *KrugExpress* program.

CODE DESCRIPTION

V29 - 1/2 height floating acrylic modesty panel
X21 - 1/2 height fixed wood modesty panel
S1 - square wood leg

STANDARD FINISHES

For a complete list of standard wood finishes
please see page 5.

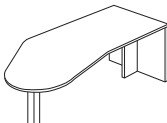
WIRING GROMMETS

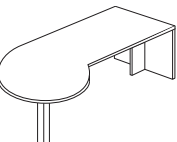
One wiring grommet in a standard position is
optional at no charge. See page 11 for more
wiring grommet information.

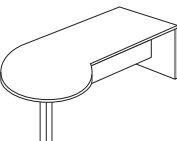
PALETTE FINISHES

Artemis Casegoods are available on
full cases in a PALETTE finish for the same
price as the Rift Oak with Polymer Edge
column in this price guide.

ARTEMIS DESKS

		Rift Oak or PALETTE w/ Lam. Top & Polymer Edge	Rift Oak or PALETTE w/ Wood or Lam. & Wood Edge	C, M, W or PALETTE w/ Lam. Top & Polymer Edge	C, M, W w/ Wood or Lam. Top & Wood Edge	W	D	H	KW	Shipping Weight	Cubes	
	J Desk with square wood leg	76DJ7233LS1 RS1	2050	2112	2153	2217	71.75	33	29.5	36	136	62.75
		76DJ7833LS1 RS1	2091	2154	2196	2261	77.75	33	29.5	36	144	62.75
		76DJ8433LS1 RS1*	2131	2195	2238	2305	83.75	33	29.5	48	152	72.75

	P Desk with wood leg	76DP6636LS1	1963	2022	2061	2123	65.75	42	29.5	32	156	57.75
		RS1										
		76DP7236LS1	2050	2112	2153	2217	71.75	42	29.5	38	166	62.75
		RS1										
		76DP7836LS1	2091	2154	2196	2261	77.75	42	29.5	38	173	67.75
		RS1										
		76DP8436LS1	2131	2195	2238	2305	83.75	42	29.5	50	182	72.75
		RS1*										

	P Desk with wood leg and 1/2 height fixed wood modesty panel	76DP6636LX21S1	2121	2185	2227	2294	65.75	42	29.5	32	156	57.75
		RX21S1										
		76DP7236LX21S1	2214	2280	2325	2394	71.75	42	29.5	38	166	62.75
		RX21S1										
		76DP7836LX21S1	2258	2326	2371	2442	77.75	42	29.5	38	178	67.75
		RX21S1										
		76DP8436LX21S1	2302	2371	2417	2490	83.75	42	29.5	50	188	72.75
		RX21S1*										

ORDERING NOTES:

All Desks with a "S1" at the end of the model number are available with a 4" diameter metal leg, please replace "S1" with a "D8" to the existing model number ie; 76DA6630D8. All Desks with a "S1" at the end of the model number are available with a half gable, please replace "S1" with "HG" in the model number ie; 76DA6630HG.

ORDERING PROCEDURE

To order, please specify the following:

- 1) Krug product model number
- 2) Wood species and finish
- 3) Wood edge detail - M, D, or T see page 9
- *Indicates model illustrated by line drawing
- 4) Pull style and color.
- 5) Grommet location and style if applicable.

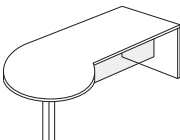
CODE DESCRIPTION

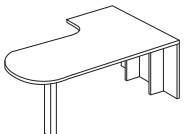
X21 - 1/2 height fixed wood modesty panel
S1 - square wood leg

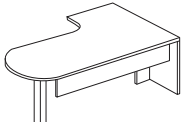
STANDARD FINISHES

For a complete list of standard wood finishes please see page 5.

ARTEMIS DESKS

		Rift Oak or PALETTE w/ Lam. Top & Polymer Edge	Rift Oak or PALETTE w/ Wood or Lam. & Wood Edge	C, M, W or PALETTE w/ Lam. Top & Polymer Edge	C, M, W w/ Wood or Lam. Top & Wood Edge	W	D	H	KW	Shipping Weight	Cubes	
	P Desk with wood leg and 1/2 height floating acrylic modesty panel	76DP6636LV29S1 RV29S1	2121	2185	2227	2294	65.75	42	29.5	32	159	57.75
		76DP7236LV29S1 RV29S1	2214	2280	2325	2394	71.75	42	29.5	38	168	62.75
		76DP7836LV29S1 RV29S1	2258	2326	2371	2442	77.75	42	29.5	38	178	67.75
		76DP8436LV29S1 RV29S1*	2302	2371	2417	2490	83.75	42	29.5	50	183	72.75

	Curved Corner Bullet Desk with wood leg	76UDB723048R24LS1	2332	2402	2449	2522	71.75	48	29.5	44	184	71
		L24RS1										
		76UDB783048R24LS1	2358	2429	2476	2550	77.75	48	29.5	44	192	76.75
		L24RS1										
		76UDB843048R24LS1	2383	2454	2502	2577	83.75	48	29.5	50	208	82.75
		L24RS1*										

	Curved Corner Bullet Desk with square wood leg and 1/2 height floating wood modesty panel	76UDB723048R24LV21S1	2518	2594	2644	2723	71.75	48	29.5	44	195	71
		L24RV21S1										
		76UDB783048R24LV21S1	2544	2620	2671	2751	77.75	48	29.5	44	205	76.75
		L24RV21S1										
		76UDB843048R24LV21S1	2570	2647	2699	2779	83.75	48	29.5	50	223	82.75
		L24RV21S1*										

ORDERING NOTES:

All Desks with a "S1" at the end of the model number are available with a 4" diameter metal leg, please replace "S1" with a "D8" to the existing model number ie; 76DA6630D8. All Desks with a "S1" at the end of the model number are available with a half gable, please replace "S1" with "HG" in the model number ie; 76DA6630HG.

DIMENSION KEY

W — width
D — depth
H — height of worksurface
KW — kneehole width
Dimensions are in inches and approximate.
Contact Customer Service if dimensions are critical.
See page 7 for *KrugExpress* program.

CODE DESCRIPTION

S1 - square wood leg
V21 - 1/2 height floating wood modesty panel
V29 - 1/2 height frosted acrylic modesty panel
L - left hand position
R - right hand position

STANDARD FINISHES

For a complete list of standard wood finishes please see page 5.

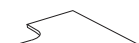
WIRING GROMMETS

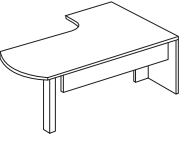
One wiring grommet in a standard position is optional at no charge. See page 11 for more wiring grommet information.

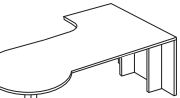
PALETTE FINISHES

Artemis Casegoods are available on full cases in a PALETTE finish for the same price as the Rift Oak with Polymer Edge column in this price guide.

ARTEMIS CURVED CORNER DESKS

		Rift Oak or PALETTE w/ Lam. Top & Polymer Edge	Rift Oak or PALETTE w/ Wood or Lam. & Wood Edge	C, M, W or PALETTE w/ Lam. Top & Polymer Edge	C, M, W w/ Wood or Lam. Top & Wood Edge	W	D	H	KW	Shipping Weight	Cubes
 Curved Corner Arc Desk with wood leg	76UDA723048R24LS1 L24RS1	2332	2402	2449	2522	71.75	48	29.5	44	192	71
	76UDA783048R24LS1 L24RS1	2358	2429	2476	2550	77.75	48	29.5	44	185	76.75
	76UDA843048R24LS1 L24RS1*	2383	2454	2502	2577	83.75	48	29.5	50	191	82.75

	Curved Corner Arc Desk with square wood leg and 1/2 height floating wood modesty panel	76UDA723048R24LV21S1 L24RV21S1	2518	2594	2644	2723	71.75	48	29.5	44	195	71
		76UDA783048R24LV21S1 L24RV21S1	2544	2620	2671	2751	77.75	48	29.5	44	205	76.75
		76UDA843048R24LV21S1 L24RV21S1*	2570	2647	2699	2779	83.75	48	29.5	50	223	82.75

	Curved Corner P Desk with square wood leg	76UDP663648R24LS1 L24RS1	2341	2411	2458	2532	65.75	48	29.5	22	168	65.5
		76UDP723648R24LS1 L24RS1	2391	2463	2511	2586	71.75	48	29.5	28	177	71
		76UDP783648R24LS1 L24RS1	2431	2504	2553	2629	77.75	48	29.5	28	186	76.75
		76UDP843648R24LS1 L24RS1*	2470	2544	2594	2671	83.75	48	29.5	34	202	82.25

ORDERING NOTES:

All Desks with a "S1" at the end of the model number are available with a 4" diameter metal leg, please replace "S1" with a "D8" to the existing model number ie; 76DA6630D8. All Desks with a "S1" at the end of the model number are available with a half gable, please replace "S1" with "HG" in the model number ie; 76DA6630HG. Curved Corner Desks are not stand alone cases. They must be used in conjunction with a curved corner credenza, or a linking unit & credenza or a return.

ORDERING PROCEDURE

To order, please specify the following:

- 1) Krug product model number
- 2) Wood species and finish
- 3) Wood edge detail - M, D, or T see page 9
- *Indicates model illustrated by line drawing
- 4) Pull style and color.
- 5) Grommet location and style if applicable.

CODE DESCRIPTION

V21 - 1/2 height floating wood modesty panel
S1 - square wood leg
L - left hand position
R - right hand position

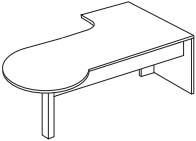
STANDARD FINISHES

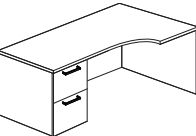
For a complete list of standard wood finishes please see page 5

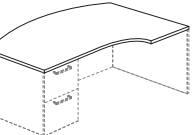
WIRING GROMMETS

One wiring grommet in a standard position is optional at no charge. See page 11 for more wiring grommet information.

ARTEMIS CURVED CORNER DESKS

DESCRIPTION/MODEL		Rift Oak or PALETTE w/ Lam. Top & Polymer Edge	Rift Oak or PALETTE w/ Wood or Lam. & Wood Edge	C, M, W or PALETTE w/ Lam. Top & Polymer Edge	C, M, W w/ Wood or Lam. Top & Wood Edge	W	D	H	KW	Shipping Weight	Cubes
 Curved Corner P Desk with square wood leg and 1/2 height fixed wood modesty panel	76UDP663648R24LX21S1 L24RX21S1	2520	2596	2646	2725	65.75	48	29.5	22	172	65.5
	76UDP723648R24LX21S1 L24RX21S1	2571	2648	2700	2781	71.75	48	29.5	28	182	71
	76UDP783648R24LX21S1 L24RX21S1*	2610	2688	2741	2823	77.75	48	29.5	28	192	76.75
	76UDP843648R24LX21S1 L24RX21S1	2649	2728	2781	2865	83.75	48	29.5	34	204	82.25

 Curved Corner Desk with Single Pedestal and modesty panel	76UD723042L24RF* R24LF	2156	2221	2264	2332	71.75	42	29.5	32.75	269	62.75
	76UD783042L24RF R24LF	2200	2266	2310	2379	77.75	42	29.5	32.75	279	67.75
	76UD843042L24RF R24LF	2244	2311	2356	2427	83.75	42	29.5	38.75	289	72.75

 Bow Top Option for Corner Desks	BT76UD723048L* R	284	293	298	307	71.75	48	1.13	-	88	6.25
	BT76UD783048L R	296	305	311	320	77.75	48	1.13	-	95	6.75
	BT76UD843048L R	307	316	322	332	83.75	48	1.13	-	105	7.25

ORDERING NOTES: For the Bow Top Option, please add the above upcharge to the appropriate model number. All Desks with a "S1" at the end of the model number are available with a 4" diameter metal leg, please replace "S1" with a "D8" to the existing model number ie; 76DA6630D8. All Desks with a "S1" at the end of the model number are available with a half gable, please replace "S1" with "HG" in the model number ie; 76DA6630HG. Curved Corner Desks are not stand alone cases. They must be used in conjunction with a curved corner credenza, or a linking unit & credenza or a return.

DIMENSION KEY

W — width
D — depth
H — height of worksurface
KW — kneehole width
Dimensions are in inches and approximate.
Contact Customer Service if dimensions
are critical.
See page 7 for *KrugExpress* program.

CODE DESCRIPTION

S1 - square wood leg
X21 - 1/2 height fixed wood modesty panel
L - left hand position
R - right hand position

STANDARD FINISHES

For a complete list of standard wood finishes
please see page 5.

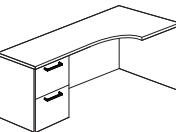
WIRING GROMMETS

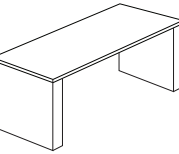
One wiring grommet in a standard position is
optional at no charge. See page 11 for more
wiring grommet information.

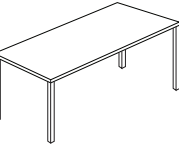
PALETTE FINISHES

Artemis Caseloads are available on
full cases in a PALETTE finish for the same
price as the Rift Oak with Polymer Edge
column in this price guide.

ARTEMIS CURVED CORNER DESKS & TABLE DESKS

		Rift Oak or PALETTE w/ Lam. Top & Polymer Edge	Rift Oak or PALETTE w/ Wood or Lam. & Wood Edge	C, M, W or PALETTE w/ Lam. Top & Polymer Edge	C, M, W w/ Wood or Lam. Top & Wood Edge	W	D	H	KW	Shipping Weight	Cubes
	Curved Corner Credenza with single pedestal and wood modesty panel	76UC722448L24RDX41 2414	2486	2535	2611	71.75	48	29.5	32.75/38.75	249	71
		R24LDX41*									
		L24RFX41									
		R24LFX41									
		76UC782448L24RDX41 2475	2549	2599	2677	77.75	48	29.5	32.75/38.75	260	76.75
		R24LDX41									
		L24RFX41									
		R24LFX41									
		76UC842448L24RDX41 2535	2611	2662	2742	83.75	48	29.5	32.75/38.75	271	82.25
		R24LDX41									
		L24RFX41									
		R24LFX41									

	Table Desk with 4" Rectangular Gables	76TD6636	1858	1914	1951	2009	59.75	35.75	29.5	58	198	45.75
		76TD7236*	1974	2033	2073	2135	71.75	35.75	29.5	64	228	54.25
		76TD7836	2008	2068	2108	2172	77.75	35.75	29.5	64	241	58.5
		76TD8436	2042	2103	2144	2208	83.75	35.75	29.5	76	254	63

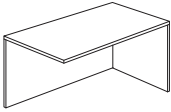
	Table Desk with twin metal legs	76TD6636M	1761	1814	1849	1905	59.75	35.75	29.5	62	198	45.75
		76TD7236M*	1877	1933	1971	2030	71.75	35.75	29.5	68	228	54.25
		76TD7836M	1911	1968	2007	2067	77.75	35.75	29.5	68	241	58.5
		76TD8436M	1945	2003	2042	2104	83.75	35.75	29.5	80	254	63

ORDERING NOTES:
Curved Corner Desks are not stand alone cases. They must be used in conjunction with a curved corner credenza, or a linking unit & credenza or a return.

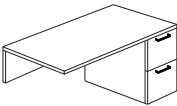
ORDERING PROCEDURE	CODE DESCRIPTION	STANDARD FINISHES
To order, please specify the following: 1) Krug product model number 2) Wood species and finish 3) Wood edge detail - M, D, or T see page 9 *Indicates model illustrated by line drawing 4) Pull style and color. 5) Grommet location and style if applicable.	R - right-handed position L - left-handed position X41 - full height wood modesty panel D - file/file F - box/box/file M - twin metal legs	For a complete list of standard wood finishes please see page 5.

ARTEMIS RETURNS

DESCRIPTION/MODEL		Rift Oak or PALETTE w/ Lam. Top & Polymer Edge	Rift Oak or PALETTE w/ Wood or Lam. & Wood Edge	C, M, W or PALETTE w/ Lam. Top & Polymer Edge	C, M, W w/ Wood or Lam. Top & Wood Edge	W	D	H	KW	Shipping Weight	Cubes
Shell Return with full height modesty panel	76SRH4224LX41 RX41*	894	921	939	967	42	24	29.5	41	98	23.25
	76SRH4824LX41 RX41	944	972	991	1021	48	24	29.5	47	108	26.25



Single Pedestal Return with 1/2 fixed modesty panel	76RH4220L4DX21 L4FX21 R4DX21 R4FX21	1584	1632	1663	1713	42	20	29.5	26	100	20
	76RH4224L4DX21 L4FX21* R4DX21 R4FX21	1606	1654	1686	1737	42	24	29.5	26	104	23.25
	76RH4820L4DX21 L4FX21 R4DX21 R4FX21	1619	1668	1700	1751	48	20	29.5	26	104	22.5
	76RH4824L4DX21 L4FX21 R4DX21 R4FX21	1626	1675	1707	1759	48	24	29.5	26	108	26.25



DIMENSION KEY

W — width
D — depth
H — height of worksurface
KW — kneehole width
Dimensions are in inches and approximate.
Contact Customer Service if dimensions
are critical.
See page 7 for *KrugExpress* program.

CODE DESCRIPTION

X21 - 1/2 height wood modesty panel
X41 - full height wood modesty panel

STANDARD FINISHES

For a complete list of standard wood finishes
please see page 5.

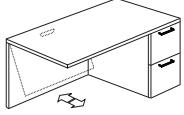
WIRING GROMMETS

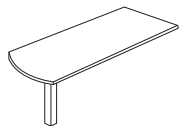
One wiring grommet in a standard position is
optional at no charge. See page 11 for more
wiring grommet information.

PALETTE FINISHES

Artemis Casegoods are available on
full cases in a PALETTE finish for the same
price as the Rift Oak with Polymer Edge
column in this price guide.

ARTEMIS RETURNS

DESCRIPTION/MODEL		Rift Oak or PALETTE w/ Lam. Top & Polymer Edge	Rift Oak or PALETTE w/ Wood or Lam. & Wood Edge	C, M, W or PALETTE w/ Lam. Top & Polymer Edge	C, M, W w/ Wood or Lam. Top & Wood Edge	W	D	H	KW	Shipping Weight	Cubes
 Single Pedestal Return with hinged modesty panel	76RHY4220L4D	1743	1795	1830	1885	42	20	29.5	26	104	20
	L4F										
	R4F										
	R4D										
	76RHY4224L4D	1766	1819	1854	1910	42	24	29.5	26	108	23.25
	L4F										
	R4F										
	R4D*										
	76RHY4820L4D	1781	1834	1870	1926	48	20	29.5	26	108	22.5
	L4F										
	R4F										
	R4D										
	76RHY4824L4D	1793	1847	1883	1939	48	24	29.5	26	112	26.25
	L4F										
	R4F										
	R4D										

 Arc Return with square wood leg	76RHA6630LS1	1031	1062	1083	1115	65.75	30	29.5	46.75	99	10.75
	RS1										
	76RHA6636LS1	1043	1074	1095	1128	65.75	36	29.5	46.75	88	12.5
	RS1										
	76RHA7230LS1	1071	1103	1125	1158	71.75	30	29.5	52.75	104	11.5
	RS1										
	76RHA7236LS1	1097	1130	1152	1186	71.75	36	29.5	52.75	95	13.5
	RS1										
	76RHA8430LS1	1138	1172	1195	1231	83.75	30	29.5	58.75	114	13.25
	RS1										
	76RHA8436LS1	1151	1186	1209	1245	83.75	36	29.5	58.75	108	15.25
	RS1										

ORDERING NOTES:

All Returns with a "S1" at the end of the model number are available with a 4" metal leg, please add a "D8" to the existing model number ie; 76DA6630D8. All Returns with a "S1" at the end of the model number are available with a half gable, please add a "HG" to the model number ie; 76DA6630HG.

ORDERING PROCEDURE

To order, please specify the following:

- 1) Krug product model number
- 2) Wood species and finish
- 3) Wood edge detail - M, D, or T see page 9
*Indicates model illustrated by line drawing
- 4) Pull style and color.
- 5) Grommet location and style if applicable.

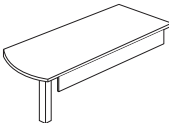
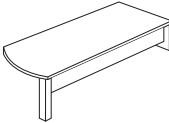
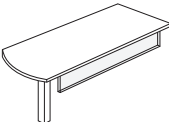
CODE DESCRIPTION

R - right-handed pedestal position
L - left-handed pedestal position
S1 - square wood leg
D - file/file
F - box/box/file

STANDARD FINISHES

For a complete list of standard wood finishes please see page 5.

ARTEMIS RETURNS

DESCRIPTION/MODEL		Rift Oak or PALETTE w/ Lam. Top & Polymer Edge	Rift Oak or PALETTE w/ Wood or Lam. & Wood Edge	C, M, W or PALETTE w/ Lam. Top & Polymer Edge	C, M, W w/ Wood or Lam. Top & Wood Edge	W	D	H	KW	Shipping Weight	Cubes	
	Arc Return with square wood leg, 1/2 height floating wood modesty panel	76RHA6630LV21S1 RV21S1	1115	1148	1171	1206	65.75	30	29.5	46.75	128	12
		76RHA7230LV21S1 RV21S1*	1156	1191	1214	1250	71.75	30	29.5	52.75	136	13
		76RHA7830LV21S1 RV21S1	1191	1220	1243	1280	77.75	30	29.5	52.75	145	14
		76RHA8430LV21S1 RV21S1	1226	1263	1287	1326	83.75	30	29.5	58.75	153	15
	Arc Return with square wood leg, 1/2 height fixed wood modesty panel	76RHA6636LX21S1 RX21S1	1127	1161	1183	1219	65.75	36	29.5	46.75	128	50.25
		76RHA7236LX21S1 RX21S1*	1184	1220	1243	1280	71.75	36	29.5	52.75	136	54.75
		76RHA7836LX21S1 RX21S1	1214	1250	1275	1313	77.75	36	29.5	52.75	145	57
		76RHA8436LX21S1 RX21S1	1244	1281	1306	1345	83.75	36	29.5	58.75	153	63.25
	Arc Return with square wood leg, 1/2 height floating acrylic modesty panel	76RHA6630LV29S1 RV29S1	1115	1148	1171	1206	65.75	30	29.5	46.75	103	11.5
		76RHA6636LV29S1 RV29S1	1127	1161	1183	1219	65.75	36	29.5	46.75	103	13.25
		76RHA7230LV29S1 RV29S1	1156	1191	1214	1250	71.75	30	29.5	52.75	110	12.25
		76RHA7236LV29S1 RV29S1*	1184	1220	1243	1280	71.75	36	29.5	52.75	110	14.25
		76RHA7836LV29S1 RV29S1	1214	1250	1275	1313	77.75	36	29.5	52.75	117	15.25
		76RHA8430LV29S1 RV29S1	1226	1263	1287	1326	83.75	30	29.5	58.75	124	14
		76RHA8436LV29S1 RV29S1	1244	1281	1306	1345	83.75	36	29.5	58.75	124	16.25

ORDERING NOTES:

All Returns with a "S1" at the end of the model number are available with a 4" metal leg, please add a "D8" to the existing model number ie; 76DA6630D8. All Returns with a "S1" at the end of the model number are available with a half gable, please add a "HG" to the model number ie; 76DA6630HG.

DIMENSION KEY

W — width
D — depth
H — height of worksurface
KW — knee-hole width
Dimensions are in inches and approximate.
Contact Customer Service if dimensions
are critical.
See page 7 for *KrugExpress* program.

CODE DESCRIPTION

L - left-handed position
R - right-handed position
S1 - square wood leg
V21 - 1/2 height wood modesty panel
X21 - 1/2 height modesty panel
V29 - 1/2 height floating acrylic modesty panel

STANDARD FINISHES

For a complete list of standard wood finishes
please see page 5.

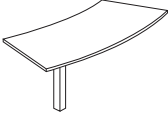
WIRING GROMMETS

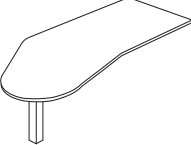
One wiring grommet in a standard position is
optional at no charge. See page 11 for more
wiring grommet information.

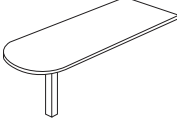
PALETTE FINISHES

Artemis Casegoods are available on
full cases in a PALETTE finish for the same
price as the Rift Oak with Polymer Edge
column in this price guide.

ARTEMIS RETURNS

DESCRIPTION/MODEL		Rift Oak or PALETTE w/ Lam. Top & Polymer Edge	Rift Oak or PALETTE w/ Wood or Lam. & Wood Edge	C, M, W or PALETTE w/ Lam. Top & Polymer Edge	C, M, W w/ Wood or Lam. Top & Wood Edge	W	D	H	KW	Shipping Weight	Cubes
 Crescent Return with square wood leg	76RHC7230LS1 RS1*	1071	1103	1125	1158	71.75	45	29.5	-	86	67
	76RHC7830LS1 RS1	1111	1144	1167	1202	77.75	45	29.5	-	92	72.25
	76RHC8430LS1 RS1	1151	1186	1209	1245	83.75	48.25	29.5	-	95	82.75

 J Return with square wood leg	76RHJ6630LS1 RS1*	1614	1662	1695	1746	65.75	33	29.5	47	128	11.5
	76RHJ7230LS1 RS1	1668	1718	1751	1804	71.75	33	29.5	53	135	12.5
	76RHJ7830LS1 RS1	1695	1746	1780	1833	77.75	33	29.5	53	139	13.5
	76RHJ8430LS1 RS1	1722	1774	1808	1862	83.75	33	29.5	65	144	14.25

 Bullet Return with square wood leg	76RHB6030LS1 RS1	1016	1046	1067	1099	59.75	30	29.5	42	72	10
	76RHB6036LS1 RS1	1024	1055	1075	1107	59.75	36	29.5	39	79	11.5
	76RHB6630LS1 RS1	1031	1062	1083	1115	65.75	30	29.5	48	78	10.75
	76RHB6636LS1 RS1	1043	1074	1095	1128	65.75	36	29.5	45	85	12.5
	76RHB7230LS1 RS1	1071	1103	1125	1158	71.75	30	29.5	54	84	11.5
	76RHB7236LS1 RS1	1097	1130	1152	1186	71.75	36	29.5	51	96	13.5
	76RHB7830LS1 RS1	1118	1152	1174	1209	77.75	30	29.5	54	103	12.5
	76RHB7836LS1 RS1	1128	1162	1184	1220	77.75	36	29.5	51	116	14.25
	76RHB8430LS1 RS1	1138	1172	1195	1231	83.75	30	29.5	66	121	13.25
	76RHB8436LS1 RS1	1151	1186	1209	1245	83.75	36	29.5	63	135	15.25

ORDERING NOTES:

All Returns with a "S1" at the end of the model number are available with a 4" metal leg, please add a "D8" to the existing model number ie; 76DA6630D8. All Returns with a "S1" at the end of the model number are available with a half gable, please add a "HG" to the model number ie; 76DA6630HG.

ORDERING PROCEDURE

To order, please specify the following:

- 1) Krug product model number
- 2) Wood species and finish
- 3) Wood edge detail - M, D, or T see page 9
*Indicates model illustrated by line drawing
- 4) Pull style and color.
- 5) Grommet location and style if applicable.

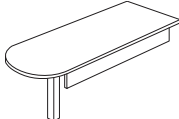
CODE DESCRIPTION

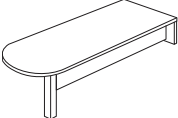
L - left-handed position
R - right-handed position
S1 - square wood leg

STANDARD FINISHES

For a complete list of standard wood finishes please see page 5.

ARTEMIS RETURNS

		Rift Oak or PALETTE w/ Lam. Top & Polymer Edge	Rift Oak or PALETTE w/ Wood or Lam. & Wood Edge	C, M, W or PALETTE w/ Lam. Top & Polymer Edge	C, M, W w/ Wood or Lam. Top & Wood Edge	W	D	H	KW	Shipping Weight	Cubes	
	Bullet Return with square wood leg and 1/2 height floating wood modesty panel	76RHB6030LV21S1 RV21S1	1097	1130	1152	1186	59.75	30	29.5	42	108	11.25
		76RHB6630LV21S1 RV21S1	1115	1148	1171	1206	65.75	30	29.5	48	115	12
		76RHB7230LV21S1 RV21S1	1156	1191	1214	1250	71.75	30	29.5	54	122	13
		76RHB7830LV21S1 RV21S1*	1191	1220	1243	1280	77.75	30	29.5	54	129	14
		76RHB8430LV21S1 RV21S1	1226	1263	1287	1326	83.75	30	29.5	66	136	15

	Bullet Return with square wood leg and 1/2 height fixed wood modesty panel	76RHB6036LX21S1 R	1108	1141	1163	1198	59.75	36	29.5	39	117	46
		76RHB6636LX21S1 R	1127	1161	1183	1219	65.75	36	29.5	45	125	50.25
		76RHB7236LX21S1* R	1184	1220	1243	1280	71.75	36	29.5	51	133	54.75
		76RHB7836LX21S1 R	1214	1250	1275	1313	77.75	36	29.5	51	141	57
		76RHB8436LX21S1 R	1244	1281	1306	1345	83.75	36	29.5	63	150	63.25

ORDERING NOTES:

All Returns with a "S1" at the end of the model number are available with a 4" metal leg, please add a "D8" to the existing model number ie; 76DA6630D8. All Returns with a "S1" at the end of the model number are available with a half gable, please add a "HG" to the model number ie; 76DA6630HG.

DIMENSION KEY

W — width
D — depth
H — height of worksurface
KW — kneehole width
Dimensions are in inches and approximate.
Contact Customer Service if dimensions
are critical.
See page 7 for *KrugExpress* program.

CODE DESCRIPTION

L - left-handed position
R - right-handed position
X21 - 1/2 height wood modesty panel
V21 - 1/2 height floating wood modesty panel
S1 - square wood leg

STANDARD FINISHES

For a complete list of standard wood finishes
please see page 5.

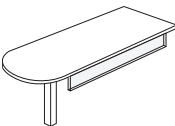
WIRING GROMMETS

One wiring grommet in a standard position is
optional at no charge. See page 11 for more
wiring grommet information.

PALETTE FINISHES

Artemis Caseloads are available on
full cases in a PALETTE finish for the same
price as the Rift Oak with PVC Edge
column in this price guide.

ARTEMIS RETURNS

		Rift Oak or PALETTE w/ Lam. Top & Polymer Edge	Rift Oak or PALETTE w/ Wood or Lam. & Wood Edge	C, M, W or PALETTE w/ Lam. Top & Polymer Edge	C, M, W w/ Wood or Lam. Top & Wood Edge	W	D	H	KW	Shipping Weight	Cubes	
	Bullet Return with square wood leg and 1/2 height floating acrylic modesty panel	76RHB6030LV29S1 RV29S1	1097	1130	1152	1186	59.75	30	29.5	42	87	10.5
		76RHB6036LV29S1 RV29S1	1108	1141	1163	1198	59.75	36	29.5	39	94	12.25
		76RHB6630LV29S1 RV29S1	1115	1148	1171	1206	65.75	30	29.5	48	93	11.5
		76RHB6636LV29S1* RV29S1	1127	1161	1183	1219	65.75	36	29.5	45	100	13.25
		76RHB7230LV29S1 RV29S1	1156	1191	1214	1250	71.75	30	29.5	54	99	12.25
		76RHB7236LV29S1 RV29S1	1184	1220	1243	1280	71.75	36	29.5	51	107	14.25
		76RHB7830LV29S1 RV29S1	1191	1227	1251	1288	77.75	30	29.5	54	104	13.25
		76RHB7836LV29S1 RV29S1	1214	1250	1275	1313	77.75	36	29.5	51	114	15.25
		76RHB8430LV29S1 RV29S1	1226	1263	1287	1326	83.75	30	29.5	66	110	14
		76RHB8436LV29S1 RV29S1	1244	1281	1306	1345	83.75	36	29.5	63	120	16.25

ORDERING NOTES:

All Returns with a "S1" at the end of the model number are available with a 4" metal leg, please add a "D8" to the existing model number ie; 76DA6630D8. All Returns with a "S1" at the end of the model number are available with a half gable, please add a "HG" to the model number ie; 76DA6630HG.

ORDERING PROCEDURE

To order, please specify the following:

- 1) Krug product model number
- 2) Wood species and finish
- 3) Wood edge detail - M, D, or T see page 9
*Indicates model illustrated by line drawing
- 4) Pull style and color.
- 5) Grommet location and style if applicable.

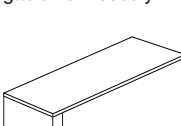
CODE DESCRIPTION


L - left-handed position
R - right-handed position
V29 - 1/2 height floating acrylic modesty panel
S1 - square wood leg


STANDARD FINISHES

For a complete list of standard wood finishes
please see page 5.

ARTEMIS RETURNS

DESCRIPTION/MODEL		Rift Oak or PALETTE w/ Lam. Top & Polymer Edge	Rift Oak or PALETTE w/ Wood or Lam. & Wood Edge	C, M, W or PALETTE w/ Lam. Top & Polymer Edge	C, M, W w/ Wood or Lam. Top & Wood Edge	W	D	H	KW	Shipping Weight	Cubes	
	Rectangular Desk Return with 4" gable no modesty	76RHDR6636L R	1199	1235	1259	1297	65.75	36	29.5	61.75	117	50.25
		76RHDR7236L* R	1294	1333	1359	1399	71.75	36	29.5	67.75	124	54.75
		76RHDR7836L R	1326	1366	1392	1434	77.75	36	29.5	67.75	131	57
		76RHDR8436L R	1358	1399	1426	1469	83.75	36	29.5	73.75	137	63.25

	Rectangular Desk Return with rectangular panel leg with wood modesty panel	76RHDR6636LX21*	1295	1334	1360	1401	65.75	36	29.5	61.75	136	50.25
		RX21										
		76RHDR7236LX21	1397	1439	1467	1511	71.75	36	29.5	67.75	144	54.75
		RX21										
		76RHDR7836LX21	1432	1475	1504	1549	77.75	36	29.5	67.75	152	57
		RX21										
		76RHDR8436LX21	1467	1511	1540	1587	83.75	36	29.5	73.75	160	63.25
		RX21										

	Rectangular Desk Return with rectangular panel leg with floating acrylic modesty panel	76RHDR6636LV29*	1295	1334	1360	1401	65.75	36	29.5	61.75	132	50.25
		RV29										
		76RHDR7236LV29	1397	1439	1467	1511	71.75	36	29.5	67.75	139	54.75
		RV29										
		76RHDR7836LV29	1432	1475	1504	1549	77.75	36	29.5	67.75	139	57
		RV29										
		76RHDR8436LV29	1467	1511	1540	1587	83.75	36	29.5	73.75	152	63.25
		RV29										

DIMENSION KEY

W — width
D — depth
H — height of worksurface
KW — kneehole width
Dimensions are in inches and approximate.
Contact Customer Service if dimensions
are critical.
See page 7 for *KrugExpress* program.

CODE DESCRIPTION

L - left-handed position
R - right-handed position
X21 - 1/2 height wood modesty panel
V29 - 1/2 height floating acrylic modesty panel

STANDARD FINISHES

For a complete list of standard wood finishes
please see page 5.

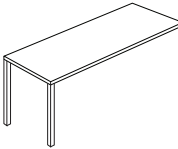
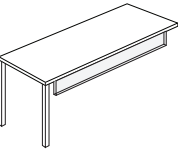


WIRING GROMMETS

One wiring grommet in a standard position is
optional at no charge. See page 11 for more
wiring grommet information.

PALETTE FINISHES

Artemis Caseloads are available on
full cases in a PALETTE finish for the same
price as the Rift Oak with PVC Edge
column in this price guide.

ARTEMIS RETURNS

		Rift Oak or PALETTE w/ Lam. Top & Polymer Edge	Rift Oak or PALETTE w/ Wood or Lam. & Wood Edge	C, M, W or PALETTE w/ Lam. Top & Polymer Edge	C, M, W w/ Wood or Lam. Top & Wood Edge	W	D	H	KW	Shipping Weight	Cubes	
	Rectangular Desk Return with twin metal legs	76RHDR6636LM* RM	1012	1042	1063	1094	65.75	36	29.5	63.75	93	12.5
		76RHDR7236LM RM	1063	1095	1116	1150	71.75	36	29.5	65.75	100	13.5
		76RHDR7836LM RM	1090	1123	1145	1179	77.75	36	29.5	65.75	106	14.25
		76RHDR8436LM RM	1116	1149	1172	1207	83.75	36	29.5	71.75	113	15.25
	Rectangular Desk Return with twin metal legs with floating acrylic modesty panel	76RHDR6636LV29M RV29M*	1093	1126	1148	1182	65.75	36	29.5	63.75	108	13.25
		76RHDR7236LV29M RV29M	1148	1182	1205	1242	71.75	36	29.5	65.75	115	14.25
		76RHDR7836LV29M RV29M	1178	1213	1237	1274	77.75	36	29.5	65.75	115	15.25
		76RHDR8436LV29M RV29M	1207	1243	1267	1305	83.75	36	29.5	71.75	128	16.25
	Rectangular Desk Return with half gable	76RHDR6636LHG* RHG	1012	1042	1063	1094	65.75	36	29.5	63.75	93	14
		76RHDR7236LHG RHG	1063	1095	1116	1150	71.75	36	29.5	65.75	100	15.25
		76RHDR7836LHG RHG	1090	1123	1145	1179	77.75	36	29.5	65.75	106	16.25
		76RHDR8436LHG RHG	1116	1149	1172	1207	83.75	36	29.5	71.75	113	17.25
	Rectangular Desk Return with half gable and floating acrylic modesty panel	76RHDR6636LV29HG* RV29HG	1093	1126	1148	1182	65.75	36	29.5	63.75	108	14.5
		76RHDR7236LV29HG RV29HG	1148	1182	1205	1242	71.75	36	29.5	65.75	115	15.75
		76RHDR7836LV29HG RV29HG	1178	1213	1237	1274	77.75	36	29.5	65.75	121	16.75
		76RHDR8436LV29HG RV29HG	1207	1243	1267	1305	83.75	36	29.5	71.75	128	17.75

ORDERING PROCEDURE

To order, please specify the following:

- 1) Krug product model number
- 2) Wood species and finish
- 3) Wood edge detail - M, D, or T see page 9
- *Indicates model illustrated by line drawing
- 4) Pull style and color.
- 5) Grommet location and style if applicable.

CODE DESCRIPTION

L - left-handed position
 R - right-handed position
 V29 - 1/2 height frosted acrylic modesty panel
 M - twin metal legs
 HG - half gable

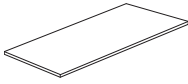
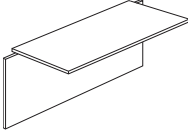
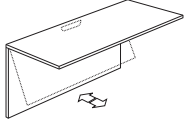
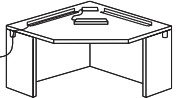
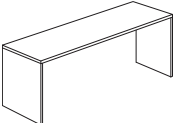
STANDARD FINISHES

For a complete list of standard wood finishes please see page 5.

WIRING GROMMETS

One wiring grommet in a standard position is optional at no charge. See page 11 for more wiring grommet information.

ARTEMIS LINKING TOPS, UNIT, & CORNER UNIT

DESCRIPTION/MODEL		Rift Oak or PALETTE w/ Lam. Top & Polymer Edge	Rift Oak or PALETTE w/ Wood or Lam. & Wood Edge	C, M, W or PALETTE w/ Lam. Top & Polymer Edge	C, M, W w/ Wood or Lam. Top & Wood Edge	W	D	H	KW	Shipping Weight	Cubes
	Linking Tops										
	76LU3620H	368	379	386	398	36	20	29.5	-	15	17.5
	76LU3624H	374	385	393	404	36	24	29.5	-	16	20.25
	76LU4220H*	386	398	405	417	42	20	29.5	-	20	20
	76LU4224H	397	409	417	429	42	24	29.5	-	24	23.25
	76LU4820H	403	415	423	436	48	20	29.5	-	29	22.5
	76LU4824H	413	425	434	447	48	24	29.5	-	36	26.25
	Linking Unit with modesty panel										
	76LU3620HX41	735	757	772	795	36	20	29.5	-	59	17.5
	76LU3624HX41	769	792	807	832	36	24	29.5	-	64	20.25
	76LU4220HX41*	793	817	833	858	42	20	29.5	-	67	20
	76LU4224HX41	807	831	847	873	42	24	29.5	-	72	23.25
	76LU4820HX41	828	853	869	895	48	20	29.5	-	78	22.5
	76LU4824HX41	839	864	881	907	48	24	29.5	-	80	26.25
	Linking Unit with hinged modesty panel										
	76LUY3620H	809	833	849	875	36	20	29.5	-	59	17.5
	76LUY3624H	847	872	889	916	36	24	29.5	-	64	20.25
	76LUY4220H	875	901	919	946	42	20	29.5	-	67	20
	76LUY4224H*	887	914	931	959	42	24	29.5	-	72	23.25
	76LUY4820H	912	939	958	986	48	20	29.5	-	78	22.5
	76LUY4824H	922	950	968	997	48	24	29.5	-	80	26.25
	Corner Unit										
	76CU363620	1462	1506	1535	1581	36	36	29.5	22.5	106	29
	76CU363624*	1462	1506	1535	1581	36	36	29.5	17	106	29
	76CU424220	1606	1654	1686	1737	42	42	29.5	31	131	38.25
	76CU424224	1605	1654	1686	1737	42	42	29.5	25.25	131	38.25
	Credenza Shell without modesty panel										
	76SC6624	1285	1324	1349	1390	65.75	24	29.5	63.5	104	35.25
	76SC7224	1374	1415	1443	1486	71.75	24	29.5	69.5	112	38.25
	76SC7824	1454	1498	1527	1573	77.75	24	29.5	69.5	120	40
	76SC8424	1536	1582	1613	1661	83.75	24	29.5	75.5	128	44.25

ORDERING NOTES:

Artemis Credenza Shells are available with a modesty panel. For pricing, please add 20% to model number without modesty panel.

DIMENSION KEY

W — width
D — depth
H — height of worksurface
KW — kneehole width
Dimensions are in inches and approximate.
Contact Customer Service if dimensions
are critical.
See page 7 for *KrugExpress* program.

CODE DESCRIPTION

X41 - full height modesty panel
Y - wood hinged modesty panel
H - desk height

STANDARD FINISHES

For a complete list of standard wood finishes
please see page 5.

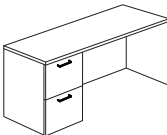
WIRING GROMMETS

One wiring grommet in a standard position is
optional at no charge. See page 11 for more
wiring grommet information.

PALETTE FINISHES

Artemis Caseloads are available on
full cases in a PALETTE finish for the same
price as the Rift Oak with PVC Edge
column in this price guide.

ARTEMIS CREDENZAS

		Rift Oak or PALETTE w/ Lam. Top & Polymer Edge	Rift Oak or PALETTE w/ Wood or Lam. & Wood Edge	C, M, W or PALETTE w/ Lam. Top & Polymer Edge	C, M, W w/ Wood or Lam. Top & Wood Edge					Shipping Weight	Cubes	
DESCRIPTION/MODEL						W	D	H	KW			
	Single Pedestal Credenza Open with modesty panel	76C60204XLDR0	2035	2096	2137	2201	59.75	20	29.5	43	120	27.75
		XLFR0										
		XL0RD										
		XL0RF										
		76C60244XLDR0*	2050	2112	2153	2217	59.75	24	29.5	43	128	32.25
		XLFR0										
		XL0RD										
		XL0RF										
		76C66204XLDR0	2067	2129	2170	2235	65.75	20	29.5	49	136	30.25
		XLFR0										
		XL0RD										
		XL0RF										
		76C66244XLDR0	2076	2138	2180	2245	65.75	24	29.5	49	144	35.25
		XLFR0										
		XL0RD										
		XL0RF										
		76C72204XLDR0	2085	2148	2189	2255	71.75	20	29.5	55	152	32.75
		XLFR0										
		XL0RD										
		XL0RF										
	76C72244XLDR0	2103	2166	2208	2274	71.75	24	29.5	55	160	38.25	
	XLFR0											
	XL0RD											
	XL0RF											
	76C78204XLDR0	2109	2172	2214	2281	77.75	20	29.5	55	168	35.5	
	XLFR0											
	XL0RD											
	XL0RF											
	76C78244XLDR0	2113	2176	2219	2285	77.75	24	29.5	55	172	41.25	
	XLFR0											
	XL0RD											
	XL0RF											
	76C84204XLDR0	2116	2179	2222	2288	83.75	20	29.5	61	184	38	
	XLFR0											
	XL0RD											
	XL0RF											
	76C84244XLDR0	2122	2186	2228	2295	83.75	24	29.5	61	192	44.25	
	XLFR0											
	XL0RD											
	XL0RF											

ORDERING PROCEDURE

To order, please specify the following:

- 1) Krug product model number
- 2) Wood species and finish
- 3) Wood edge detail - M, D, or T see page 9
- *Indicates model illustrated by line drawing
- 4) Pull style and color.
- 5) Grommet location and style if applicable.

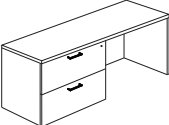

CODE DESCRIPTION

0 - no pedestal
 4 - full height pedestal
 D - 2 file drawers
 F - 2 box, 1 file drawer
 L - left-hand pedestal position
 R - right-hand pedestal position
 X - includes a modesty panel

STANDARD FINISHES

For a complete list of standard wood finishes please see page 5.

ARTEMIS CREDENZAS

DESCRIPTION/MODEL		Rift Oak or PALETTE w/ Lam. Top & Polymer Edge	Rift Oak or PALETTE w/ Wood or Lam. & Wood Edge	C, M, W or PALETTE w/ Lam. Top & Polymer Edge	C, M, W w/ Wood or Lam. Top & Wood Edge	W	D	H	KW	Shipping Weight	Cubes	
	Single Pedestal Credenza lateral file or bookcase with modesty panel	76C7220XLBR0	1940	1998	2037	2098	71.75	20	29.5	35	128	32.75
		XL0RB					71.75	20	29.5	35	128	32.75
		XLFR0	2192	2258	2302	2371	71.75	20	29.5	35	168	32.75
		XL0RF					71.75	20	29.5	35	168	32.75
		76C7224XLBR0	2012	2072	2113	2176	71.75	24	29.5	35	136	38.25
		XL0RB					71.75	24	29.5	35	136	38.25
		XLFR0*	2228	2295	2339	2410	71.75	24	29.5	35	176	38.25
		XL0RF					71.75	24	29.5	35	176	38.25
		76C7820XLBR0	1969	2028	2067	2129	77.75	20	29.5	35	155	35.5
		XL0RB					77.75	20	29.5	35	155	35.5
		XLFR0	2264	2332	2377	2449	77.75	20	29.5	35	195	35.5
		XL0RF					77.75	20	29.5	35	195	35.5
		76C7824XLBR0	2028	2089	2129	2193	77.75	24	29.5	35	174	41.25
		XL0RB					77.75	24	29.5	35	174	41.25
		XLFR0	2310	2379	2426	2498	77.75	24	29.5	35	174	41.25
		XL0RF					77.75	24	29.5	35	199	41.25
		76C8420XLBR0	1997	2057	2097	2160	83.75	20	29.5	41	181	38
		XL0RB					83.75	20	29.5	41	181	38
		XLFR0	2335	2405	2452	2525	83.75	20	29.5	41	221	38
		XL0RF					83.75	20	29.5	41	221	38
		76C8424XLBR0	2044	2105	2146	2211	83.75	24	29.5	41	212	44.25
		XL0RB					83.75	24	29.5	41	212	44.25
		XLFR0	2392	2464	2512	2587	83.75	24	29.5	41	252	44.25
		XL0RF					83.75	24	29.5	41	252	44.25
	Single 36 inch Combination Pedestal Credenza with modesty panel	76C7220XL3602R0	2037	2098	2139	2203	71.75	20	29.5	35	168	32.75
		XL0R3604										
		76C7224XL3602R0*	2112	2175	2218	2284	71.75	24	29.5	35	176	38.25
		XL0R3604										
		76C7820XL3602R0	2067	2129	2170	2235	77.75	20	29.5	35	174	35.5
		XL0R3604										
		76C7824XL3602R0	2130	2194	2237	2304	77.75	24	29.5	35	182	41.25
		XL0R3604										
		76C8420XL3602R0	2096	2159	2201	2267	83.75	20	29.5	41	180	38
		XL0R3604										
		76C8424XL3602R0	2147	2211	2254	2322	83.75	24	29.5	41	188	44.25
		XL0R3604										

DIMENSION KEY

W — width
D — depth
H — height of worksurface
KW — kneehole width
Dimensions are in inches and approximate.
Contact Customer Service if dimensions
are critical.
See page 7 for *KrugExpress* program.

CODE DESCRIPTION

0 - no pedestal
4 - full height pedestal
B - bookcase
D - 2 file drawers
F - 2 box, 1 file drawer
L - left-handed pedestal position
R - right-handed pedestal position
X - includes a modesty panel
X41 - full height modesty panel
02 - 2 box, 1 file, 1 lateral file pedestal
04 - 1 file, 2 box, 1 lateral file pedestal

STANDARD FINISHES

For a complete list of standard wood finishes
please see page 5.

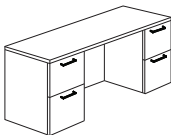
WIRING GROMMETS

One wiring grommet in a standard position is
optional at no charge. See page 11 for more
wiring grommet information.

PALETTE FINISHES

Artemis Caseloads are available on
full cases in a PALETTE finish for the same
price as the Rift Oak with PVC Edge
column in this price guide.

ARTEMIS CREDENZAS

DESCRIPTION/MODEL		Rift Oak or PALETTE w/ Lam. Top & Polymer Edge	Rift Oak or PALETTE w/ Wood or Lam. & Wood Edge	C, M, W or PALETTE w/ Lam. Top & Polymer Edge	C, M, W w/ Wood or Lam. Top & Wood Edge	W	D	H	KW	Shipping Weight	Cubes	
	Double Pedestal Credenza with modesty panel	76C60204XLDRD	2187	2253	2296	2365	59.75	20	29.5	28.5	200	27.75
		XLDRF										
		XLFRD										
		XLFRF										
		76C60244XLDRD*	2204	2270	2314	2384	59.75	24	29.5	28.5	208	32.25
		XLDRF										
		XLFRD										
		XLFRF										
		76C66204XLDRD	2221	2288	2332	2402	65.75	20	29.5	34.5	216	30.25
		XLDRF										
		XLFRD										
		XLFRF										
		76C66244XLDRD	2225	2292	2336	2406	65.75	24	29.5	34.5	224	35.25
		XLDRF										
		XLFRD										
		XLFRF										
		76C72204XLDRD	2242	2309	2354	2425	71.75	20	29.5	40.5	232	32.75
		XLDRF										
		XLFRD										
		XLFRF										
		76C72244XLDRD	2261	2329	2374	2445	71.75	24	29.5	40.5	240	38.25
		XLDRF										
		XLFRD										
		XLFRF										
		76C78204XLDRD	2263	2331	2376	2447	77.75	20	29.5	40.5	248	35.5
		XLDRF										
		XLFRD										
		XLFRF										
		76C78244XLDRD	2266	2334	2379	2451	77.75	24	29.5	40.5	256	41.25
		XLDRF										
		XLFRD										
		XLFRF										
		76C84204XLDRD	2269	2337	2382	2454	83.75	20	29.5	46.5	264	38
		XLDRF										
		XLFRD										
		XLFRF										
		76C84244XLDRD	2279	2347	2393	2465	83.75	24	29.5	46.5	272	44.25
		XLDRF										
		XLFRD										
		XLFRF										

ORDERING PROCEDURE

To order, please specify the following:

- 1) Krug product model number
- 2) Wood species and finish
- 3) Wood edge detail - M, D, or T see page 9
- *Indicates model illustrated by line drawing
- 4) Pull style and color.
- 5) Grommet location and style if applicable.

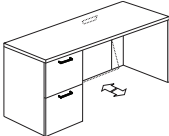
CODE DESCRIPTION

- 0 - no pedestal
- 4 - full height pedestal
- D - 2 file drawers
- F - 2 box, 1 file drawer
- L - left-handed pedestal position
- R - right-handed pedestal position
- X - includes a modesty panel

STANDARD FINISHES

For a complete list of standard wood finishes please see page 5.

ARTEMIS CREDENZAS

DESCRIPTION/MODEL		Rift Oak or PALETTE w/ Lam. Top & Polymer Edge	Rift Oak or PALETTE w/ Wood or Lam. & Wood Edge	C, M, W or PALETTE w/ Lam. Top & Polymer Edge	C, M, W w/ Wood or Lam. Top & Wood Edge	W	D	H	KW	Shipping Weight	Cubes	
	Single Pedestal Credenza Open with hinged modesty panel	76CY60204LDR0	2239	2306	2351	2421	59.75	20	29.5	43	120	27.75
		LFR0										
		LORD										
		LORF										
		76CY60244LDR0*	2255	2323	2368	2439	59.75	24	29.5	43	128	32.25
		LFR0										
		LORD										
		LORF										
		76CY66204LDR0	2274	2342	2388	2459	65.75	20	29.5	49	136	30.25
		LFR0										
		LORD										
		LORF										
		76CY66244LDR0	2284	2353	2398	2470	65.75	24	29.5	49	144	35.25
		LFR0										
		LORD										
		LORF										
		76CY72204LDR0	2295	2364	2410	2482	71.75	20	29.5	55	152	32.75
		LFR0										
		LORD										
		LORF										
	76CY72244LDR0	2313	2382	2429	2502	71.75	24	29.5	55	160	38.25	
	LFR0											
	LORD											
	LORF											
	76CY78204LDR0	2320	2390	2436	2509	77.75	20	29.5	55	168	35.5	
	LFR0											
	LORD											
	LORF											
	76CY78244LDR0	2323	2393	2439	2512	77.75	24	29.5	55	176	41.25	
	LFR0											
	LORD											
	LORF											
	76CY84204LDR0	2327	2397	2443	2517	83.75	20	29.5	55	184	38	
	LFR0											
	LORD											
	LORF											
	76CY84244LDR0	2334	2404	2451	2524	83.75	24	29.5	55	192	44.25	
	LFR0											
	LORD											
	LORF											

DIMENSION KEY

W — width
D — depth
H — height of worksurface
KW — kneehole width
Dimensions are in inches and approximate.
Contact Customer Service if dimensions
are critical.
See page 7 for *KrugExpress* program.

CODE DESCRIPTION

0 - no pedestal
B - bookcase
4 - full height pedestal
D - 2 file drawers
F - 2 box, 1 file drawer
L - left-hand pedestal
R - right-hand pedestal
Y - hinged modesty panel

STANDARD FINISHES

For a complete list of standard wood finishes
please see page 5.

WIRING GROMMETS

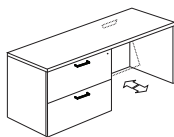
One wiring grommet in a standard position is
optional at no charge. See page 11 for more
wiring grommet information.

PALETTE FINISHES

Artemis Caseloads are available on
full cases in a PALETTE finish for the same
price as the Rift Oak with PVC Edge
column in this price guide.

ARTEMIS CREDENZAS

DESCRIPTION/MODEL		Rift Oak or PALETTE w/ Lam. Top & Polymer Edge	Rift Oak or PALETTE w/ Wood or Lam. & Wood Edge	C, M, W or PALETTE w/ Lam. Top & Polymer Edge	C, M, W w/ Wood or Lam. Top & Wood Edge	W	D	H	KW	Shipping Weight	Cubes
Single Pedestal Credenza lateral file or bookcase hinged modesty panel	76CY7220LBR0	2133	2197	2240	2307	71.75	20	29.5	35	116	32.75
	L0RB										
	LFR0*	2411	2483	2532	2607	71.75	20	29.5	35	156	32.75
	L0RF										
	76CY7224LBR0	2212	2278	2323	2392	71.75	24	29.5	35	120	38.25
	L0RB										
	LFR0	2450	2524	2573	2650	71.75	24	29.5	35	160	38.25
	L0RF										



Single 36" Combination Pedestal Credenza with hinged modesty panel	76CY7220L3602R0	2240	2307	2352	2423	71.75	20	29.5	35	168	32.75
	L0R3604										
	76CY7224L3602R0*	2322	2392	2438	2511	71.75	24	29.5	35	176	38.25
	L0R3604										
	76CY7820L3602R0	2332	2402	2449	2522	77.75	20	29.5	35	174	35.5
	L0R3604										
	76CY7824L3602R0	2378	2449	2497	2572	77.75	24	29.5	35	182	41.25
	L0R3604										
	76CY8420L3602R0	2424	2497	2545	2622	83.75	20	29.5	35	180	32.75
	L0R3604										
	76CY8424L3602R0	2433	2506	2555	2631	83.75	24	29.5	35	188	38.25
	L0R3604										



ORDERING PROCEDURE

To order, please specify the following:

- 1) Krug product model number
- 2) Wood species and finish
- 3) Wood edge detail - M, D, or T see page 9
- *Indicates model illustrated by line drawing
- 4) Pull style and color.
- 5) Grommet location and style if applicable.

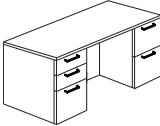
CODE DESCRIPTION

0 - no pedestal
 L - left-handed pedestal position
 R - right-handed pedestal position
 Y - wood hinged modesty panel
 4 - full height pedestal
 D - 2 file drawers
 F - 2 box, 1 file drawer
 02 - 2 box, 1 file, 1 lateral file pedestal
 04 - 1 file, 2 box, 1 lateral file pedestal
 B - bookcase

STANDARD FINISHES

For a complete list of standard wood finishes please see page 5.

ARTEMIS CREDENZAS

		Rift Oak or PALETTE w/ Lam. Top & Polymer Edge	Rift Oak or PALETTE w/ Wood or Lam. & Wood Edge	C, M, W or PALETTE w/ Lam. Top & Polymer Edge	C, M, W w/ Wood or Lam. Top & Wood Edge	W	D	H	KW	Shipping Weight	Cubes
Double Pedestal Credenza with hinged modesty panel	76CY60204LDRD	2408	2480	2528	2604	59.75	20	29.5	28.5	220	27.75
	LDRF										
	LFRD										
	LFRF										
	76CY60244LDRD	2424	2497	2545	2622	59.75	24	29.5	28.5	220	32.25
	LDRF										
	LFRD*										
	LFRF										
	76CY66204LDRD	2442	2515	2564	2641	65.75	20	29.5	34.5	228	30.25
	LDRF										
	LFRD										
	LFRF										
	76CY66244LDRD	2447	2520	2569	2646	65.75	24	29.5	34.5	228	35.25
	LDRF										
	LFRD										
	LFRF										
	76CY72204LDRD	2467	2541	2590	2668	71.75	20	29.5	40.5	228	32.75
	LDRF										
	LFRD										
	LFRF										
	76CY72244LDRD	2487	2562	2611	2690	71.75	24	29.5	40.5	236	38.25
	LDRF										
	LFRD										
	LFRF										
	76CY78204LDRD	2492	2567	2617	2695	77.75	20	29.5	40.5	234	35.5
	LDRF										
	LFRD										
	LFRF										
	76CY78244LDRD	2495	2570	2620	2698	77.75	24	29.5	40.5	242	41.25
	LDRF										
	LFRD										
	LFRF										
	76CY84204LDRD	2498	2573	2623	2702	83.75	20	29.5	46.5	240	38
	LDRF										
	LFRD										
	LFRF										
	76CY84244LDRD	2505	2580	2630	2709	83.75	24	29.5	46.5	248	44.25
	LDRF										
	LFRD*										
	LFRF										

DIMENSION KEY

W — width
D — depth
H — height of worksurface
KW — kneehole width
Dimensions are in inches and approximate.
Contact Customer Service if dimensions
are critical.
See page 7 for *KrugExpress* program.

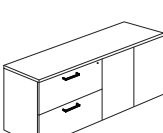
CODE DESCRIPTION

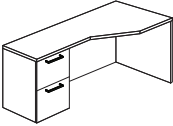
0 - no pedestal
L - left-handed pedestal position
R - right-handed pedestal position
Y - wood hinged modesty panel
4 - full height pedestal
D - 2 file drawers
F - 2 box, 1 file drawer

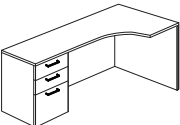
STANDARD FINISHES

For a complete list of standard wood finishes
please see page 5.

ARTEMIS CREDENZAS

		Rift Oak or PALETTE w/ Lam. Top & Polymer Edge	Rift Oak or PALETTE w/ Wood or Lam. & Wood Edge	C, M, W or PALETTE w/ Lam. Top & Polymer Edge	C, M, W w/ Wood or Lam. Top & Wood Edge					Shipping		
DESCRIPTION/MODEL						W	D	H	KW	Weight	Cubes	
	Full Face	76C7220LBRB	2362	2433	2480	2555	71.75	20	29.5	-	208	32.75
	Credenza	LBRF	2774	2857	2913	3000	71.75	20	29.5	-	228	32.75
		LFRB*	2774	2857	2913	3000	71.75	20	29.5	-	228	32.75
		LFRF	3040	3131	3192	3288	71.75	20	29.5	-	248	32.75
		76C7224LBRB	2393	2465	2513	2588	71.75	24	29.5	-	224	38.25
		LBRF	2826	2911	2967	3056	71.75	24	29.5	-	236	38.25
		LFRB	2826	2911	2967	3056	71.75	24	29.5	-	236	38.25
		LFRF	3080	3172	3234	3331	71.75	24	29.5	-	256	38.25

	Corner Credenza with single pedestal and modesty panel	76CC7224XL4D*	1817	1872	1908	1965	71.75	24	29.5	32	192	38.25
		XL4F										
		XR4D										
		XR4F										
		76CC7824XL4D	1836	1891	1928	1986	77.75	24	29.5	32	200	41.25
		XL4F										
		XR4D										
		XR4F										
		76CC8424XL4D	1855	1911	1948	2006	83.75	24	29.5	44	208	44.25
		XL4F										
		XR4D										
		XR4F										

	Curved Corner Credenza with Single Pedestal with modesty panel	76CCC7224XL4D	1853	1909	1946	2004	71.75	24	29.5	32	192	38.25
		XL4F*										
		XR4D										
		XR4F										
		76CCC7824XL4D	1873	1929	1967	2026	77.75	24	29.5	32	200	41.25
		XL4F										
		XR4D										
		XR4F										
		76CCC8424XL4D	1892	1949	1987	2046	83.75	24	29.5	44	208	44.25
		XL4F										
		XR4D										
		XR4F										

ORDERING PROCEDURE

To order, please specify the following:

- 1) Krug product model number
- 2) Wood species and finish
- 3) Wood edge detail - M, D, or T see page 9
- *Indicates model illustrated by line drawing
- 4) Pull style and color.
- 5) Grommet location and style if applicable.

CODE DESCRIPTION

- 0 - no pedestal
- B - bookcase
- 4 - full height pedestal
- D - 2 file drawers
- F - 2 box, 1 file drawer
- L - left-hand pedestal
- R - right-hand pedestal

STANDARD FINISHES

For a complete list of standard wood finishes please see page 5.

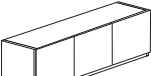
WIRING GROMMETS

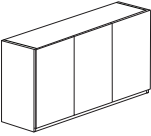
One wiring grommet in a standard position is optional at no charge. See page 11 for more wiring grommet information.

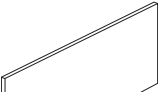
PALETTE FINISHES

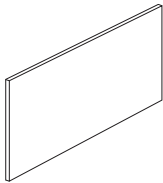
Artemis Casegoods are available on full cases in a PALETTE finish for the same price as the Rift Oak with PVC Edge column in this price guide.

ARTEMIS OVERHEADS & TACKBOARDS

DESCRIPTION/MODEL		Rift Oak/ PALETTE	Cherry, Maple, Walnut	W	D	H	KW	Shipping Weight	Cubes
	Single Wall 76OHW361616	722	758	35.75	15.75	16	-	64	7
	Mounted Overhead 76OHW421616	755	793	42.75	15.75	16	-	71	8.5
	76OHW481616	812	853	47.75	15.75	16	-	82	9.25
	76OHW601616	869	912	59.75	15.75	16	-	96	11.5
	76OHW661616	916	962	65.75	15.75	16	-	102	12.75
	76OHW721616	964	1012	71.75	15.75	16	-	109	13.75

	Mounted Overhead 76OHW361630	1011	1062	35.75	15.75	29.5	-	100	12.25
	76OHW421630	1055	1108	42.75	15.75	29.5	-	112	14.5
	76OHW481630	1131	1188	47.75	15.75	29.5	-	130	16.25

		FABRIC GRADES												
		1	2	3	4	5	6	7	8	9	W	H	COM	WT
	Wall Mounted Tackboard 76TBOHW3624	200	223	246	281	366	448	529	615	723	35.75	24	1.25	1.75
	76TBOHW4224	223	301	318	395	475	548	628	724	854	42.75	24	1.25	2.25
	76TBOHW4824	249	309	323	406	487	558	644	741	891	47.75	24	1.5	2.25
	76TBOHW6024	282	377	395	492	592	701	811	921	1095	59.75	24	2	3
	76TBOHW6624	309	421	450	549	658	782	889	1016	1210	65.75	24	2	3.25
	76TBOHW7224	339	520	542	719	884	895	1027	1172	1366	71.75	24	2.25	3.5

		FABRIC GRADES												
		1	2	3	4	5	6	7	8	9	W	H	COM	WT
	Tackboard for Single High 76TBOHW3630	250	279	308	351	458	560	661	769	904	35.75	30	1.25	2.25
	Overhead Mounted 76TBOHW4230	279	376	398	494	594	685	785	905	1068	42.75	30	1.25	2.5
	8" higher than a 76TBOHW4830	311	386	404	508	609	698	805	926	1114	47.75	30	1.5	3
	5 - Hi Storage 76TBOHW6030	353	471	494	615	740	876	1014	1151	1369	59.75	30	2.0	3.5
	76TBOHW6630	386	526	563	686	823	978	1111	1270	1513	65.75	30	2.0	4
	76TBOHW7230	424	650	678	899	1105	1119	1284	1465	1708	71.75	30	2.25	4.5


DIMENSION KEY

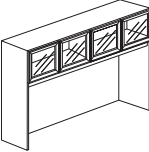
W — width
D — depth
H — height of worksurface
KW — knee hole width
Dimensions are in inches and approximate.
Contact Customer Service if dimensions are critical.
See page 7 for *KrugExpress* program.

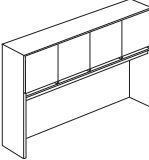
STANDARD FINISHES

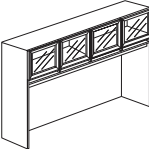
For a complete list of standard wood finishes please see page 5.

ARTEMIS HUTCHES

DESCRIPTION/MODEL		Rift Oak/ PALETTE	Cherry, Maple, Walnut	W	D	H	KW	Shipping Weight	Cubes	
	5 - Hi Hutch	76HT661640	1822	1913	65.75	15.75	39.5	20.25	181	28.5
		76HT721640	2083	2187	71.75	15.75	39.5	20.25	193	31
		76HT781640	2245	2357	77.75	15.75	39.5	20.25	206	33.5
		76HT841640	2406	2526	83.75	15.75	39.5	20.25	219	36

	5 - Hi Hutch with silver metallic framed w/ frosted glass doors	76HT661640X	2041	2143	65.75	15.75	39.5	20.25	181	28.5
		76HT721640X	2333	2450	71.75	15.75	39.5	20.25	193	31
		76HT781640X	2514	2640	77.75	15.75	39.5	20.25	208	33.5
		76HT841640X	2695	2830	83.75	15.75	39.5	20.25	219	36

	5 - Hi Hutch with paper manager	76HTPM661640	2246	2358	65.75	15.75	39.5	20.25	199	28.5
		76HTPM721640	2567	2695	71.75	15.75	39.5	20.25	214	31
		76HTPM781640	2608	2738	77.75	15.75	39.5	20.25	228	33.5
		76HTPM841640	2648	2780	83.75	15.75	39.5	20.25	242	36

	5 - Hi Hutch with Paper manager with silver metallic framed w/ frosted glass doors	76HTPM661640X	2516	2642	65.75	15.75	39.5	23.5	199	28.5
		76HTPM721640X	2875	3019	71.75	15.75	39.5	23.5	214	31
		76HTPM781640X	2921	3067	77.75	15.75	39.5	23.5	228	33.5
		76HTPM841640X	2967	3115	83.75	15.75	39.5	23.5	242	36

ORDERING NOTES:

Tasklights and grade 1 tackboards come standard with all hutches. To specify a Voice/Power/Data module with any hutch, please add a "W" at the end of the model number and a \$120 list upcharge.

ORDERING PROCEDURE

To order, please specify the following:

- 1) Krug product model number
- 2) Wood species and finish
- 3) Wood edge detail - M, D, or T see page 9
- *Indicates model illustrated by line drawing
- 4) Pull style and color.
- 5) Grommet location and style if applicable.

CODE DESCRIPTION

X - Silver Metallic Framed Frosted Glass Doors

STANDARD FINISHES

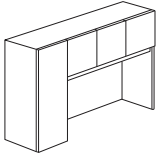
For a complete list of standard wood finishes please see page 5.

WIRING GROMMETS

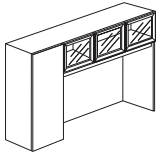
One wiring grommet in a standard position is optional at no charge. See page 11 for more wiring grommet information.

ARTEMIS HUTCHES

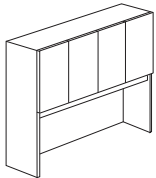
DESCRIPTION/MODEL		Rift Oak/ PALETTE	Cherry, Maple, Walnut	W	D	H	KW	Shipping Weight	Cubes
5 - Hi Hutch with wood doors and single wood door pier	76HTPR721640L11OHR0 L0OHR11	2499	2624	71.75	15.75	39.5	20.25	215	31
	76HTPR781640L11OHR0 L0OHR11	2693	2828	77.75	15.75	39.5	20.25	233	33.5
	76HTPR841640L11OHR0 L0OHR11	2887	3031	83.75	15.75	39.5	20.25	251	36



5 - Hi Hutch with glass doors and single wood door pier	76HTPR721640L11OHXR0 L0OHR11	2650	2783	71.75	15.75	39.5	20.25	215	31
	76HTPR781640L11OHXR0 L0OHR11	2844	2986	77.75	15.75	39.5	20.25	233	33.5
	76HTPR841640L11OHXR0 L0OHR11	3037	3189	83.75	15.75	39.5	20.25	251	36



6 - Hi Hutch	76HT661653	1914	2010	65.75	15.75	53	20.25	250	37.75
	76HT721653	2176	2285	71.75	15.75	53	20.25	268	41
	76HT781653	2352	2470	77.75	15.75	53	20.25	287	44.5
	76HT841653	2527	2653	83.75	15.75	53	20.25	305	47.75



ORDERING NOTES:

Tasklights and grade 1 tackboards come standard with all hutches. To specify a Voice/Power/Data module with any hutch, please add a "W" at the end of the model number and a \$120 list upcharge. Pier hutches have an option of a pull on the pier door only. To select this option, change model number from "76" to "77" ie; 77HTPR841640L11OHXR0.

DIMENSION KEY

W — width
D — depth
H — height of worksurface
KW — kneehole width
Dimensions are in inches and approximate.
Contact Customer Service if dimensions
are critical.
See page 7 for *KrugExpress* program.

CODE DESCRIPTION


X - frosted glass doors
L - left hand position
R - right hand position
0 - no pier
11 - closed door wood pier

STANDARD FINISHES

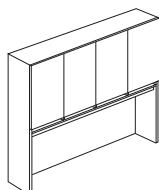
For a complete list of standard wood finishes
please see page 5.

ARTEMIS HUTCHES

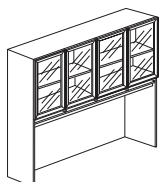
DESCRIPTION/MODEL		Rift Oak/ PALETTE	Cherry, Maple, Walnut	W	D	H	KW	Shipping Weight	Cubes
6 - Hi Hutch with silver metallic framed w/ frosted glass doors	76HT661653X	2138	2245	65.75	15.75	53	20.25	250	37.75
	76HT721653X	2432	2554	71.75	15.75	53	20.25	268	41
	76HT781653X	2613	2744	77.75	15.75	53	20.25	287	44.5
	76HT841653X	2793	2933	83.75	15.75	53	20.25	305	47.75



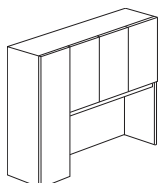
6 - Hi Hutch with paper manager	76HTPM661653	2347	2464	65.75	15.75	53	23.5	269	37.75
	76HTPM721653	2670	2804	71.75	15.75	53	23.5	289	41
	76HTPM781653	2708	2843	77.75	15.75	53	20.25	298	44.5
	76HTPM841653	2746	2883	83.75	15.75	53	23.5	328	47.75



6 - Hi Hutch with paper manager silver metallic framed w/ frosted glass doors	76HTPM661653X	2613	2744	65.75	15.75	53	23.5	269	37.75
	76HTPM721653X	2969	3117	71.75	15.75	53	23.5	289	41
	76HTPM781653X	3019	3170	77.75	15.75	53	23.5	298	44.5
	76HTPM841653X	3069	3222	83.75	15.75	53	23.5	328	47.75



6 - Hi Hutch with wood doors single wood door pier	76HTPR721653L110HR0	2613	2744	71.75	15.75	53	20.25	294	41
	L0OHR11								
	76HTPR781653L110HR0	2808	2948	77.75	15.75	53	20.25	303	44.5
	L0OHR11								
	76HTPR841653L110HR0	3002	3152	83.75	15.75	53	20.25	312	47.75
	L0OHR11								



ORDERING NOTES:

Tasklights and grade 1 tackboards come standard with all hutches. To specify a Voice/Power/Data module with any hutch, please add a "W" at the end of the model number and a \$120 list upcharge.

ORDERING PROCEDURE

To order, please specify the following:

- 1) Krug product model number
- 2) Wood species and finish
- 3) Wood edge detail - M, D, or T see page 9
- *Indicates model illustrated by line drawing
- 4) Pull style and color.
- 5) Grommet location and style if applicable.

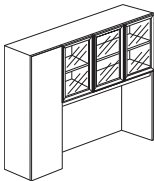
CODE DESCRIPTION

X - silver metallic framed frosted glass doors
PM - paper manager

STANDARD FINISHES

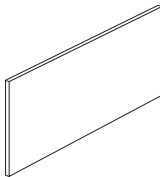
For a complete list of standard wood finishes please see page 5.

ARTEMIS HUTCHES, TACKBOARD & TASKLIGHTS

DESCRIPTION/MODEL		Rift Oak/ PALETTE	Cherry, Maple, Walnut	W	D	H	KW	Shipping Weight	Cubes
 6 - Hi Hutch with glass doors single wood door pier	76HTPR721653L11OHXR0	2803	2943	71.75	15.75	53	20.25	294	41
	L0OHR11								
	76HTPR781653L11OHXR0	2988	3137	77.75	15.75	53	20.25	303	44.5
	L0OHR11								
	76HTPR841653L11OHXR0	3173	3332	83.75	15.75	53	20.25	312	47.75
	L0OHR11								

All hutches include a tackboard in Krug panel grade 1 fabric . Use this chart to find the upcharge for tackboard fabrics grades 2-9 and add it to the cost of the hutch. Grading information can be found on page 5 of the price guide.

FABRIC GRADES

		2	3	4	5	6	7	8	9	COM
 Tackboard Upcharges for standard hutches	66" hutch tackboard	109	236	347	463	576	685	796	988	2.25
	72" hutch tackboard	131	282	413	555	688	820	953	1146	2.25
	78" hutch tackboard	155	331	488	646	801	958	1114	1330	2.5
	84" hutch tackboard	184	384	570	753	938	1122	1305	1542	2.75
	72" single pier door hutch tackboard	98	209	306	408	507	604	702	853	2
	78" single pier door hutch tackboard	98	209	306	408	507	604	702	853	2.25
	84" single pier door hutch tackboard	109	236	347	463	576	685	796	988	2.75

ORDERING NOTES:

Only Krug panel fabrics are available on *KrugExpress*.

DESCRIPTION/MODEL		Price	W	D	H	KW	Shipping Weight	Cubes
Tasklights	76TL23	80	22	1.75	1.00	-	2	0.25
	76TL48	110	47	1.75	1.00	-	4	0.5

ORDERING NOTES:

Tasklights and grade 1 tackboards come standard with all hutches. To specify a Voice/Power/Data module with any hutch, please add a "W" at the end of the model number and a \$120 list upcharge. Pier hutches have an option of a pull on the pier door only. To select this option, change model number from "76" to "77" ie; 77HTPR841640L11OHXR0.

DIMENSION KEY

W — width
D — depth
H — height of worksurface
KW — knee-hole width
Dimensions are in inches and approximate.
Contact Customer Service if dimensions are critical.
See page 7 for *KrugExpress* program.

CODE DESCRIPTION

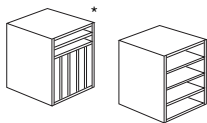
X - silver metallic framed frosted glass doors
L - left hand position
R - right hand position
0 - no pier
11 - closed door wood pier

STANDARD FINISHES

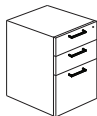
For a complete list of standard wood finishes please see page 5.

ARTEMIS PAPER MANAGER & PEDESTALS

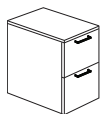
DESCRIPTION/MODEL		Rift Oak/ PALETTE	Cherry, Maple, Walnut	W	D	H	KW	Shipping Weight	Cubes
Paper Manager with Open Shelves	76PM17122002	599	629	17	12.5	19.75	-	50	3
	76PM17122003*	608	638	17	12.5	19.75	-	50	3



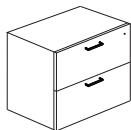
Pedestal Desk Height, 2 box, 1 file	76P16184F	808	848	15.75	18.25	28.25	-	61	6.5
	76P16284F	931	978	15.75	27.5	28.25	-	66	9.25



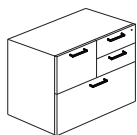
Pedestal Desk Height, 2 file	76P16184D	746	783	15.75	18.25	28.25	-	61	6.5
	76P16284D	869	912	15.75	27.5	28.25	-	66	9.25



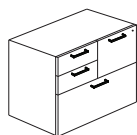
Lateral File Pedestal	76PLF301801	993	1043	29.75	18.25	28.25	-	104	11.5
	76PLF361801	1112	1168	35.75	18.25	28.25	-	112	13.5



2 Box/File & Lateral File	76P361802	1093	1148	35.75	18.25	28.25	-	112	13.5
------------------------------	-----------	------	------	-------	-------	-------	---	-----	------



File/2 Box & Lateral File	76P361804	1093	1148	35.75	18.25	28.25	-	112	13.5
------------------------------	-----------	------	------	-------	-------	-------	---	-----	------



ORDERING PROCEDURE

To order, please specify the following:

- 1) Krug product model number
- 2) Wood species and finish
- 3) Wood edge detail - M, D, or T see page 9
- *Indicates model illustrated by line drawing
- 4) Pull style and color.
- 5) Grommet location and style if applicable.

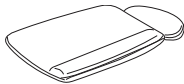
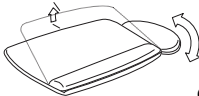
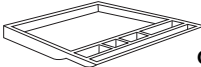


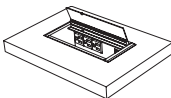
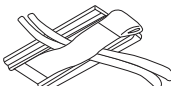
CODE DESCRIPTION

PM - paper management
D - 2 file drawers
F - 2 box, 1 file drawer
LF - lateral file

STANDARD FINISHES

For a complete list of standard wood finishes please see page 5.

ARTEMIS KEYBOARDS, & ACCESSORIES

DESCRIPTION/MODEL		Price	W	D	H	KW	Shipping Weight	Cubes
Articulating Keyboard with Palm Rest and Mouse Tray	76KBAMT1912	260	27	20/34	7	-	20	20
								
Articulating Keyboard with Palm Rest and Mouse Tray with extended mechanism	76KBAMT1912X	270	27	24/40	7	-	20	20
								
ORDERING NOTES: Must be used on Corner Desk or Corner Credenzas.								
Pencil Drawer	76DP2119	365	21	19	2	-	2	1.25
								
ORDERING NOTES: Pencil drawer is black in color.								
Power, Data, Module	76PVDM	120	6.25	3.25	3	-	1	0.25
								
Wire Management Trough	76WM72	94	72	2.5	1	-	5	0.75
								
Power Port	76POWERPORT (Category 5/6 A)	225	-	4.00	2.00	-	-	-
	76POWERPORT (no power bar)	90	-	4.00	2.00	-	-	-
								
ORDERING NOTES:								
Wiring standard category (T 5/6 8A)								
PowerPorts are shipped installed into worksurface. Please note clearly under each pertaining worksurface on purchase order.								
e.g. 1 PowerPort, location C. PowerPort is satin aluminum in color.								
Velcro Wire Manager	76WM4	27	3.5	1.75	-	-	5	.25
								

DIMENSION KEY

W — width
D — depth
H — height of worksurface
KW — knee-hole width
Dimensions are in inches and approximate.
Contact Customer Service if dimensions are critical.
See page 7 for *KrugExpress* program.

CODE DESCRIPTION

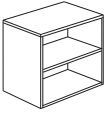
KBAMT - Keyboard drawer with mouse tray
PD - pencil drawer
X - extended mechanism

STANDARD FINISHES

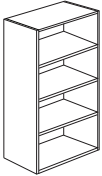
For a complete list of standard wood finishes please see page 5.

ARTEMIS BOOKCASES & STORAGE

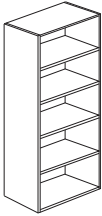
DESCRIPTION/MODEL		Rift Oak/ PALETTE	Cherry, Maple, Walnut	W	D	H	KW	Shipping Weight	Cubes
2 - Hi Bookcase Open Shelves	76BC301629	974	1023	29.75	15.75	29.5	-	48	10
	76BC361629	1000	1050	35.75	15.75	29.5	-	56	12



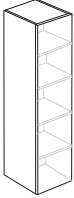
4 - Hi Bookcase Open Shelves	76BC301655	1244	1306	29.75	15.75	55.25	-	64	18.25
	76BC361655	1270	1334	35.75	15.75	55.25	-	72	21.75



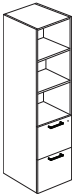
5 - Hi Bookcase Open Shelves	76BC301669	1347	1414	29.75	15.75	69	-	100	22.75
	76BC361669	1375	1444	35.75	15.75	69	-	112	27.25



5 - Hi Storage Unit Closed Shelves	76ST19246911L R	1575	1654	18.75	24	69	-	132	21.75
---------------------------------------	--------------------	------	------	-------	----	----	---	-----	-------



5 - Hi Storage Unit, 2 File, 3 Open Shelves	76ST19246990	2778	2917	18.75	24	69	-	132	21.75
---------------------------------------------------	--------------	------	------	-------	----	----	---	-----	-------



ORDERING NOTES:

Locks are available on wood doors for an upcharge of \$100 list.

ORDERING PROCEDURE

To order, please specify the following:

- 1) Krug product model number
- 2) Wood species and finish
- 3) Wood edge detail - M, D, or T see page 9
*Indicates model illustrated by line drawing
- 4) Pull style and color.
- 5) Grommet location and style if applicable.

CODE DESCRIPTION

BC - bookcase
ST - storage unit
L - door hinged left
R - door hinged right

STANDARD FINISHES

For a complete list of standard wood finishes please see page 5.

ORDERING NOTES:

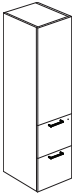
Storage units have the option of pulls, instead of the standard touch latch doors. To select this option, please change the prefix in the model number from "76" to a "77" ie; 77ST19246991L. Please refer to page 10 for pull orientation above and below the worksurface.

BOOKCASES

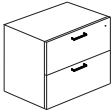
Shelves are adjustable in 1.25" increments.
Bookcases do not have finished backs.

ARTEMIS STORAGE

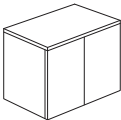
DESCRIPTION/MODEL		Rift Oak/ PALETTE	Cherry, Maple, Walnut	W	D	H	KW	Shipping Weight	Cubes
5 - Hi Storage Unit, 2 File, 3 Closed Shelves	76ST19246991L 76ST19246991R	2297	2412	18.75	24	69	-	132	21.75



2 - Hi Storage Unit, Lateral File	76ST36202901 76ST36242901	1640 1661	1722 1744	35.75 35.75	20 24	29.5 29.5	- -	116 120	14.75 17.5
-----------------------------------	------------------------------	--------------	--------------	----------------	----------	--------------	--------	------------	---------------



2 - Hi Storage Unit, Closed Bookcase	76ST36202911 76ST36242911	1245 1269	1307 1332	35.75 35.75	20 24	29.5 29.5	- -	104 108	14.75 17.5
--------------------------------------	------------------------------	--------------	--------------	----------------	----------	--------------	--------	------------	---------------



4 - Hi Storage Unit, Lateral File	76ST36205501 76ST36245501	2251 2394	2364 2514	35.75 35.75	20 24	55.25 55.25	- -	176 196	27 32
-----------------------------------	------------------------------	--------------	--------------	----------------	----------	----------------	--------	------------	----------



5 - Hi Storage Unit, 2 Lateral, 3 Open Shelves	76ST36206903 76ST36246903	2455 2484	2578 2608	35.75 35.75	20 24	69 69	- -	180 188	33.5 39.75
------------------------------------------------	------------------------------	--------------	--------------	----------------	----------	----------	--------	------------	---------------



ORDERING NOTES:

Storage units have the option of pulls, instead of the standard touch latch doors. To select this option, please change the prefix in the model number from "76" to a "77" ie; 77ST19246991L. Please refer to page 10 for pull orientation above and below the worksurface. Locks are available on wood doors for an upcharge of \$100 list.

DIMENSION KEY

W — width
D — depth
H — height of worksurface
KW — kneehole width
Dimensions are in inches and approximate.
Contact Customer Service if dimensions are critical.
See page 7 for *KrugExpress* program.

CODE DESCRIPTION

ST- storage unit
L - door hinged left
R - door hinged right

STANDARD FINISHES

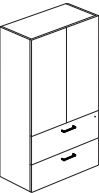
For a complete list of standard wood finishes please see page 5.

BOOKCASES

Shelves are adjustable in 1.25" increments.
Bookcases do not have finished backs.

ARTEMIS STORAGE

DESCRIPTION/MODEL		Rift Oak/ PALETTE	Cherry, Maple, Walnut	W	D	H	KW	Shipping Weight	Cubes
5 - Hi Storage	76ST36206904	2740	2877	35.75	20	69	-	192	33.5
Unit, 2 Lateral, 3 Closed Shelves	76ST36246904	2771	2910	35.75	24	69	-	200	39.75

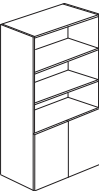


5 - Hi Storage	76ST36206904X	2904	3049	35.75	20	69	-	192	33.5
Unit, 2 lateral, 3 closed shelves with silver metallic frosted glass doors	76ST36246904X	2937	3084	35.75	24	69	-	200	39.75



ORDERING NOTES:
Please note glass doors are not available with the pull option.

5 - Hi Storage	76ST36206913	1964	2062	35.75	20	69	-	104	33.5
Unit, 2 closed, 3 open Shelves	76ST36246913	1987	2086	35.75	24	69	-	116	39.75

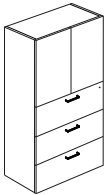


ORDERING NOTES:
Storage units have the option of pulls, instead of the standard touch latch doors. To select this option, please change the prefix in the model number from "76" to a "77" ie; 77ST1924699IL. Please refer to page 10 for pull orientation above and below the worksurface.
Locks are available on wood doors for an upcharge of \$100 list.

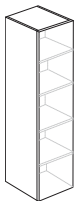
ORDERING PROCEDURE To order, please specify the following: 1) Krug product model number 2) Wood species and finish 3) Wood edge detail - M, D, or T see page 9 *Indicates model illustrated by line drawing 4) Pull style and color. 5) Grommet location and style if applicable.	CODE DESCRIPTION ST - storage unit X - silver metallic framed frosted glass doors	STANDARD FINISHES For a complete list of standard wood finishes please see page 5. WIRING GROMMETS One wiring grommet in a standard position is optional at no charge. See page 11 for more wiring grommet information.
---------------------------------------------------------------------------------------------------------------------------------------------------------------------------------------------------------------------------------------------------------------------------------------------------------------	------------------------------------------------------------------------------------------------	----------------------------------------------------------------------------------------------------------------------------------------------------------------------------------------------------------------------------------------------------

ARTEMIS STORAGE

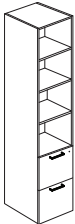
DESCRIPTION/MODEL		Rift Oak/ PALETTE	Cherry, Maple, Walnut	W	D	H	KW	Shipping Weight	Cubes
5 - Hi Storage Unit, 3 Lateral, 2 closed Shelves	76ST36246908	2822	2963	35.75	24	69	-	192	39.75



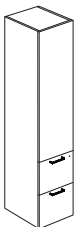
6 - Hi Storage Unit Closed Shelves	76ST19248311L 76ST19248311R	1672	1756	18.75	24	82.75	-	160	26
---------------------------------------	--------------------------------	------	------	-------	----	-------	---	-----	----



6 - Hi Storage Unit, 2 File, 4 Open Shelves	76ST19248390	2874	3018	18.75	24	82.75	-	160	26
---------------------------------------------------	--------------	------	------	-------	----	-------	---	-----	----



6 - Hi Storage Unit, 2 File, 4 Closed Shelves	76ST19248391L 76ST19248391R	2394	2514	18.75	24	82.75	-	160	26
-----------------------------------------------------	--------------------------------	------	------	-------	----	-------	---	-----	----



ORDERING NOTES:

Storage units have the option of pulls, instead of the standard touch latch doors. To select this option, please change the prefix in the model number from "76" to a "77" ie; 77ST19246991L. Please refer to page 10 for pull orientation above and below the worksurface. Locks are available on wood doors for an upcharge of \$100 list.

DIMENSION KEY

W — width
D — depth
H — height of worksurface
KW — kneehole width
Dimensions are in inches and approximate.
Contact Customer Service if dimensions
are critical.
See page 7 for *KrugExpress* program.

CODE DESCRIPTION

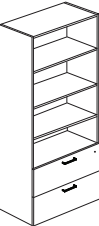
ST - storage unit
X - glass doors
L - door hinged left
R - door hinged right

STANDARD FINISHES

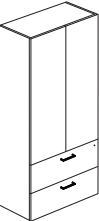
For a complete list of standard wood finishes
please see page 5.

ARTEMIS STORAGE


DESCRIPTION/MODEL		Rift Oak/ PALETTE	Cherry, Maple, Walnut	W	D	H	KW	Shipping Weight	Cubes
6 - Hi Storage Unit, 2 Lateral, 4 Open Shelves	76ST36208303	2551	2679	35.75	20	82.75	-	216	40.25
	76ST36248303	2579	2708	35.75	24	82.75	-	224	47.5



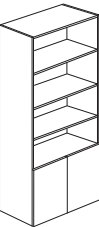
6 - Hi Storage Unit 2 Lateral, 4 Closed Shelves	76ST36208304	2841	2983	35.75	20	82.75	-	220	40.25
	76ST36248304	2879	3023	35.75	24	82.75	-	228	47.5



6 - Hi Storage Unit, 2 Lateral, 4 Closed Shelves with frosted glass doors	76ST36208304X	3012	3163	35.75	20	82.75	-	220	40.25
	76ST36248304X	3035	3187	35.75	24	82.75	-	228	40.25



6 - Hi Storage Unit, 2 Closed, 4 Open Shelves	76ST36208313	2062	2165	35.75	20	82.75	-	200	40.25
	76ST36248313	2081	2185	35.75	24	82.75	-	208	40.25



ORDERING NOTES:

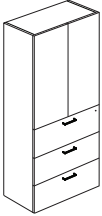
Storage units have the option of pulls, instead of the standard touch latch doors. To select this option, please change the prefix in the model number from “76” to a “77” ie; 77ST1924699L. Please refer to page 10 for pull orientation above and below the worksurface.

Locks are available on wood doors for an upcharge of \$100 list.

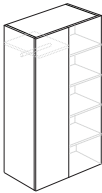
ORDERING PROCEDURE	CODE DESCRIPTION	STANDARD FINISHES
To order, please specify the following: 1) Krug product model number 2) Wood species and finish 3) Wood edge detail - M, D, or T see page 9 *Indicates model illustrated by line drawing 4) Pull style and color. 5) Grommet location and style if applicable.	ST - storage unit X - silver metallic framed frosted glass doors	For a complete list of standard wood finishes please see page 5. WIRING GROMMETS One wiring grommet in a standard position is optional at no charge. See page 11 for more wiring grommet information.

ARTEMIS STORAGE & WARDROBES

DESCRIPTION/MODEL	Rift Oak/ PALETTE	Cherry, Maple, Walnut	W	D	H	KW	Shipping Weight	Cubes	
6 - Hi Storage Unit, 3 Lateral, 3 Closed Shelves	76ST36248308	2926	3073	35.75	24	82.75	-	220	40.25



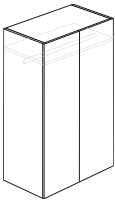
5 - Hi Wardrobe with Closed Shelves	76WR36246901	2058	2161	35.75	24	69	-	164	39.75
	76WR36246903	2058	2161	35.75	24	69	-	164	39.75



ORDERING NOTES:

- (01) Indicates closed left shelves and closed right wardrobe.
(03) Indicates closed right shelves and closed left wardrobe.

5 - Hi Full Width Wardrobe	76WR36246902	1720	1806	35.75	24	69	-	135	39.75
----------------------------	--------------	------	------	-------	----	----	---	-----	-------



ORDERING NOTES:

Storage units have the option of pulls, instead of the standard touch latch doors. To select this option, please change the prefix in the model number from "76" to a "77" ie; 77ST19246991L. Please refer to page 10 for pull orientation above and below the worksurface. Locks are available on wood doors for an upcharge of \$100 list.

DIMENSION KEY

W — width
D — depth
H — height of worksurface
KW — kneehole width
Dimensions are in inches and approximate.
Contact Customer Service if dimensions are critical.
See page 7 for *KrugExpress* program.

CODE DESCRIPTION

ST - storage unit
X - silver metallic framed frosted glass doors
WR - wardrobe

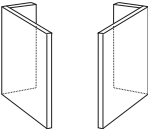


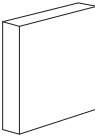

STANDARD FINISHES

For a complete list of standard wood finishes please see page 5.

WIRING GROMMETS

One wiring grommet in a standard position is optional at no charge. See page 11 for more wiring grommet information.

ARTEMIS MODULAR & KNOCKED DOWN COMPONENTS

DESCRIPTION/MODEL		Rift Oak/ PALETTE	Cherry, Maple, Walnut	W	D	H	KW	Shipping Weight	Cubes	
	L Support	76LB2029L	410	430	16	20	29.5	-	55	2.25
		R								
		76LB2429L	435	456	16	24	29.5	-	60	3
		R								
		76LB3029L	462	485	16	30	29.5	-	70	3.5
		R								
	Modular Tops	76TP6620	681	715	66	20	1.13	-	43	2.75
		76TP6624	705	740	66	24	1.13	-	50	3.25
		76TP6630	731	767	66	30	1.13	-	64	4
		76TP7220	779	817	72	20	1.13	-	44	3
		76TP7224	806	846	72	24	1.13	-	55	3.5
		76TP7230	828	869	72	30	1.13	-	65	4.25
Half Gable Desk Height	76HG1229	238	249	12	1.12	28	-	-	1.5	
										
	ORDERING NOTES: Required when unsupported span larger than 48".									
Panel Leg	76LG1229HG	145	152	12	1.12	28	-	-	1.5	
										
Modular Wood Pedestal with finished backs	76PFB16204F	1022	1074	15.75	20	28	-	61	6.25	
	4D	901	946	15.75	20	28	-	59	6.25	
	76PFB16244F	1096	1151	15.75	24	28	-	72	7.25	
	4D	966	1014	15.75	24	28	-	70	7.25	
	76PFB16304F	1164	1222	15.75	30	28	-	83	9.25	
	4D	1032	1084	15.75	30	28	-	78	9.25	
										

Artemis includes a range of standard components for creating modular and reconfigurable units that are non-handed, and adaptable to changing needs. Non-standard modular components can also be specified. In addition, a number of the desk, credenza and return models in this price list - as well as non-standard models and sizes - can be quoted and ordered as KD (Knock-down) units - please contact Customer Service for assistance in specifying and pricing modular and KD components.

ORDERING PROCEDURE

To order, please specify the following:

- 1) Krug product model number
- 2) Wood species and finish
- 3) Wood edge detail - M, D, or T see page 9
*Indicates model illustrated by line drawing
- 4) Pull style and color.
- 5) Grommet location and style if applicable.

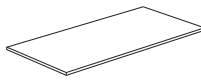
CODE DESCRIPTION


L - left L support
 R - right L support
 4 - full height pedestal
 D - 2 file drawers
 F - 2 box, 1 file drawer

STANDARD FINISHES

For a complete list of standard wood finishes please see page 5.


ARTEMIS MODULAR & KNOCKED DOWN COMPONENTS

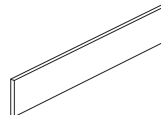
DESCRIPTION/MODEL		Rift Oak/ PALETTE	Cherry, Maple, Walnut	W	D	H	KW	Shipping Weight	Cubes
	Modular Return Tops 76TPR4220L R	404	425	42	20	1.13	-	28	1.75
	76TPR4224L R	420	441	42	24	1.13	-	33	2.25
	76TPR4820L R	417	438	48	20	1.13	-	31	2
	76TPR4824L R	433	455	48	24	1.13	-	36	2.5

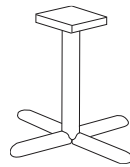
	Round Meeting Table 760536	868	911	36	36	29.25	-	50	5.75
	760542	1010	1061	42	42	29.25	-	62	7.5
	760548	1105	1160	48	48	29.25	-	80	9.5

Drum Base 761018D29	470	494	18	18	28	-	97	7
---------------------	-----	-----	----	----	----	---	----	---



	Wood Mobile Pedestal 76MP1620284F	855	898	15.75	18.5	27.75	-	110	6.5
	76MP1620284D	888	932						

	Modular Wood Modesty Panel 76MP60	190	200	42.75	0.75	28	-	22	4
	76MP66	215	226	48.75	0.75	28	-	26	4.5
	76MP72	250	263	54.75	0.75	28	-	30	5

DESCRIPTION/MODEL		Price	W	D	H	KW	Shipping Weight	Cubes
	Metal Base 575628	658	28	28	28	-	31	13
	575636	724	36	36	28	-	41	21

ORDERING NOTES:

Please note that the 28" base is to be used with the 36 diameter round meeting table and the 36" base is to be used with the 42" and 48" diameter meeting tables. Metal base is chrome finish.

DIMENSION KEY

W — width
D — depth
H — height of worksurface
KW — kneehole width
Dimensions are in inches and approximate.
Contact Customer Service if dimensions are critical.
See page 7 for *KrugExpress* program.

CODE DESCRIPTION

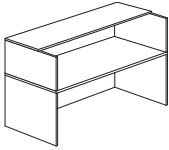
L - left handed position
R - right handed position
4 - full height pedestal
D - 2 file drawers
F - 2 box, 1 file drawer
WMD - wire management

STANDARD FINISHES

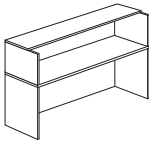
For a complete list of standard wood finishes please see page 5.

ARTEMIS RECEPTION

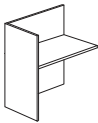
DESCRIPTION/MODEL		Rift Oak or PALETTE w/ Lam. Top & Polymer Edge	Rift Oak or PALETTE w/ Wood or Lam. & Wood Edge	C, M, W or PALETTE w/ Lam. Top & Polymer Edge	C, M, W w/ Wood or Lam. Top & Wood Edge	W	D	H	KW	Shipping Weight	Cubes
Reception Desk Shell with transaction top	76GSD7230	2267	2335	2380	2452	71.75	30	42	69.5	216	65
	76GSD7830	2322	2392	2438	2511	77.75	30	42	69.5	229	68
	76GSD8430	2377	2448	2496	2571	83.75	30	42	81.5	241	75.5
	76GSD9630	2506	2581	2631	2710	95.75	30	42	93.5	265	85.75



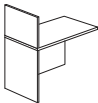
Reception Credenza Shell	76GSC7224	2258	2326	2371	2442	71.75	24	42	69.5	197	53.75
	76GSC7824	2314	2383	2430	2503	77.75	24	42	69.5	209	58
	76GSC8424	2369	2440	2487	2562	83.75	24	42	81.5	221	62
	76GSC9624	2479	2553	2603	2681	95.75	24	42	93.5	244	70.5



Reception Return Shell	76SRH4224LX41	1687	1738	1771	1824	41.75	24	42	40.75	118	32.5
	RX41					41.75	24	42	40.75	118	32.5
	76SRH4824LX41	1751	1804	1839	1894	47.75	24	42	46.75	128	36.75
	RX41					47.75	24	42	46.75	128	36.75



Reception Linking Unit	76GLU4224H	968	997	1016	1047	41.75	24	42	-	76	32.5
	76GLU4824H	1000	1030	1050	1082	47.75	24	42	-	87	36.75



ORDERING PROCEDURE

To order, please specify the following:

- 1) Krug product model number
- 2) Wood species and finish
- 3) Wood edge detail - M, D, or T see page 9
*Indicates model illustrated by line drawing
- 4) Pull style and color.
- 5) Grommet location and style if applicable.

CODE DESCRIPTION

X41 - full height modesty panel
H - desk height

STANDARD FINISHES

For a complete list of standard wood finishes
please see page 5.