

Ceiling Systems

2008/2009

Specialty Ceiling Systems, Acoustical Ceiling Panels, Suspension Systems, and Integrated Ceiling Systems



Realize Your Vision

USG is a leading manufacturer of building materials for the construction and remodeling industries. From major commercial development and renovation to residential housing, our products turn vision into reality everywhere people live and work.



Custom CELEBRATION panels,
600mm x 1050mm, Flat White

Design with Confidence

With over a century of service to the building industry, USG understands the issues you manage every day and the opportunities you see in the big picture. To help all customers—from architects, designers and specifiers to builders, contractors and installers—achieve their goals, we design our high-performance products to bring creative concepts to life and assure quality for the long term.

Choose Trustworthy Products

As the recognized innovator in ceilings and manufacturer of an extensive line of acoustical panels, specialty systems, integrated ceiling systems and suspension systems for drywall, USG is a leading ceilings supplier in North America. Our ceilings products are known and trusted because of our exacting performance standards.



Build Sustainably

With a firm belief that health, safety and environmental well-being are compatible with economic prosperity, USG maintains a longstanding commitment with our employees, customers and communities to reduce environmental impact, use recycled materials whenever feasible and eliminate manufacturing waste.

We are a founding member of the U.S. Green Building Council (USGBC), a diverse coalition of principals in the building industry. Promoting environmentally responsible design and construction, the council developed the LEED® (Leadership in Energy and Environmental Design) program to establish a rating system that defines “green building.”

USG is committed not only to producing the highest-quality ceiling systems for creating inspired designs, but also to protecting and nurturing the environment we all share. Together, we can build a better world.

Contents

This handy desktop reference is an easy-to-use guide to the comprehensive selection of ceiling systems from USG. Inside you'll discover clear, practical information on critical factors of ceiling design to help make the selection process enlightening and engaging.

Here's where to find the information you need to specify a USG ceiling system that looks as great as it performs.

New From USG	3–8	We are pleased to introduce several exciting products, plus ceiling panels with certified zero- and low-emissions performance, and a robust web-based design resource.
Ceilings Overview	9–12	Imagine what you can achieve with our full range of products including high-quality acoustical ceilings, specialty ceiling systems that make a bold statement, and the precision USG drywall suspension system.
Design Considerations	13–31	Find out more about the basics of good ceiling design and how to satisfy even the most stringent requirements in critical areas such as aesthetics, sustainability, acoustical control, abuse resistance, humidity resistance and fire resistance.
Specialty Ceiling Systems	32–91	Product-line overview, selectors for metal finishes and perforations, and detailed information for each specialty system.
Acoustical Ceiling Panels	92–189	Selectors for texture, light reflectance, colors, substrates, acoustical performance, patterns, sustainability, installed cost, edge detail options, ceiling perimeters, and detailed information for each ceiling panel.
DOMN® Brand Suspension Systems	190–243	Detailed information for each suspension system including the USG drywall suspension system, and information on all system accessories.
Logix™ Integrated Ceiling Systems	244–267	New from USG, a dynamic system that aligns lighting and utilities along narrow, orderly channels. Logix Basic creates channels that intersect tees. Logix Linear allows uninterrupted, continuous channels.
Support and Technical Information	268–316	Environmental statement, item number index, packaging information, guide specifications, sound test data, Lencore Acoustics sound masking, standard seismic applications, fire-rated assemblies, warranties and limitations, and product index.

The newest ceilings and systems from USG are made to provide you with more creative options and greater flexibility. From new twists on traditional acoustical ceilings to a new specialty product that takes customization to a higher level, USG ceilings offer even more ways to add a crowning touch to your designs.

Check Out Our Newest Offerings

New From USG

USG Design Studio

Specify quickly. Specify correctly.

Introducing USG Design Studio, a new web-based platform that provides architects, designers and architectural specifiers with quick, efficient and accurate information on USG ceiling and wall products, from drawing files to a tool that assists with writing architectural specifications.

USG Design Studio is a free service that does not require registration to use. However, by registering you can receive updates on the latest content additions, enhancements, and upgrades.

To access this dynamic new service, visit usgdesignstudio.com.

- **Research ceiling options** based on performance requirements such as sustainability, light and sound properties, fire performance, aesthetics, even ceiling panel substrates.
- Select products and systems that meet your criteria, and USG Design Studio will **generate a specification**.
- USG Design Studio houses an extensive library with two- and three-dimensional details in Autodesk AutoCAD® format for downloading. This resource also offers **Autodesk Revit® Architecture** files with full-assembly libraries for those using **BIM software**.

Libretto™ Gridless Metal Ceiling System

This dynamic new system features individually fabricated aluminum panels that uniquely interconnect to form a continuous, uninterrupted plane—all based on your own design concept!

You determine the shape and style of your ceiling, and USG brings it to reality with custom-manufactured components that fit together with precision. Now you can take your custom design to the next level with perforations that follow the contours of your unique ceiling. Or, specify a custom graphic with a pattern you provide. Even the concealed suspension system is custom-fit, and a choice of three edge profiles provides flexibility to achieve the proper scale for your space.

For more information see pages 70–77.

Logix™ Integrated Ceiling Systems

Align services along continuous bands running the full length of an acoustical ceiling, parallel to the main suspension tees, creating a unifying element that extends throughout a space and brings greater order to your ceiling design. The field is fitted with fiberglass panels in a wide range of standard and large-module sizes. These high-performance panels feature high light reflectance and excellent sound control for open-plan areas. Channels may also be oriented perpendicular to the main tees, with sleek 6" HALCYON™ *CLIMAPLUS*™ fiberglass lay-in panels or PANZ® metal ceiling panels positioned adjacent to main tees.

HALCYON *CLIMAPLUS* Ceiling Panels


For more information see pages 244–267.



Wall-to-Wall Drywall Suspension System

Designed to create conventional flat drywall ceilings in corridors and similar spaces with spans of less than 14 ft., this framing solution is easier to work with than black iron and furring channels or drywall studs, and it helps to reduce labor costs. The system assembles quickly and easily, framing narrower spaces efficiently and with a minimum of components. System accessories and integrated straight components offer easy transitions to vertical, horizontal, or curved surfaces.

USG Wall-to-Wall Drywall Suspension System/SHEETROCK Brand Gypsum Panels



For more information see pages 226–227.

Compasso™ Slim Perimeter Trim

New from USG

A cutting-edge alternative to traditional suspension trim, COMPASSO™ Slim perimeter trim dramatically highlights ceiling islands with a wide, low-profile frame. Made of extruded aluminum with durable Slim White finish, components are precision-engineered to fit DX®/DXL™, CENTRICITEE™ DXT/DXLT and FINELINE® DXF/DXFF suspension systems.

For more information see pages 60–61.

Wood Tones

Achieve the look without the weight, expense or susceptibility to climate changes associated with real wood.

Wood Tone panels and coordinating painted suspension system are available with:

CELEBRATION™ metal ceiling panels / CURVATURA™ panels / PANZ® metal ceiling panels / COMPASSO™ perimeter trim

Choose from three Wood Tones: cherry, maple and oak. Wood Tone panels may also be perforated for greater sound control and attractive visual texture.

Top: 1'x 5' PANZ. Center: 2'x 2' CELEBRATION. Bottom: 1'x 4' CELEBRATION.

For more information see pages 38–41.



Zero emissions. Zero worries.

Even if no formaldehyde is used to make a product, raw materials can still contain this dangerous substance or combine to create a chemical reaction that produces formaldehyde. The key is to specify products proven to have zero or low formaldehyde emissions. USG offers the widest selection of standard ceilings that meet the most stringent standard for product formaldehyde emissions, set by the Collaborative for High Performance Schools (CHPS) – all at no added cost.

Find out more at
www.SustainableCeilings.com


For details see page 21.



Reach Higher with a USG Ceiling


From a simple white plane to a colorful, textural and multidimensional domain, a USG ceiling provides the crowning touch that connects and completes a space. Explore the many great styles, materials and systems we offer – as well as solutions for creating healthy and sustainable environments – to help you take your design to new heights.

30" x 30" MARS *CLIMAPLUS* Ceiling Panels/DONN FINELINE DXF Suspension/System COMPASSO Suspension Trim



For more information see pages 150–151.

Specialty Ceiling Systems



Create a distinctive look, capture a mood and define spaces within spaces with innovative systems that are sure to be noticed.

Topo 3-Dimensional System





Choose from a range of materials, textures and finishes to complement and punctuate your design.

Custom Curved Metal Panel Solution



Drywall Suspension System



System for Curved Ceilings

Create unique curved, domed, and conventional flat drywall ceilings with ease.

System for Flat Ceilings



Design Considerations

The optimal ceiling choice satisfies several critical requirements including aesthetics, acoustical performance, fire protection, sustainability and value. USG manufactures a wide variety of quality ceiling systems with strong capabilities in a range of performance categories.

Performance Categories



Aesthetics



Acoustics



Abuse Resistance

Take a closer look at the criteria to consider when specifying a ceiling system and the many USG products available to create a design that performs as well as it looks.



Humidity Resistance



Fire Resistance



Sustainable Design

Aesthetic Criteria




Because it is one of the most visible architectural features in a space, the ceiling plays a critical role in the overall aesthetic of any project.



GEOMETRIX metal ceiling panels



PARALINE linear metal system



TOPO 3-dimensional system

Energy

Synthesize taut ceilings (walls, too!) with crisp lines, cadent planes and undulating surfaces.

Mood

Make a statement with pattern and shape, or lighten the tone with gentle rhythm.



TRANSPARENCIES luminous ceilings



CELEBRATION metal ceiling panels



BILLO 3-dimensional panels

As the leading supplier of ceilings, USG understands that this fundamental design element must be able to support diverse designs and functional objectives.



ECLIPSE *CLIMAPLUS*



MARS *CLIMAPLUS*



FROST *CLIMAPLUS*

Sophistication

Underscore design detail with a clean plane overhead.

Aesthetic Criteria



We manufacture systems in a range of styles, textures and materials, and we offer the industry's most innovative collection of specialty and accent ceilings to faithfully bring alive your most imaginative concepts.



CURVATURA 3-dimensional system



GRIDWARE suspension system



WIREWORKS open-cell ceiling panels

Definition

Give your design structure without obstruction.

Islands


Create "getaways" to add interest, instill intimacy or designate functional zones.



COMPASSO perimeter trim



C2 Paired COMPASSO channels



USG drywall suspension system

Sustainable Design



Sustainable design seeks to create structures that require fewer natural resources to build, maintain and adapt to future uses. Key strategies include choosing quality, lasting materials and creating flexible, multi-functional spaces.

Consumers have become increasingly aware of the need to conserve energy, manage raw materials, reduce waste and safeguard against pollutants. In response, many developers and owners now demand buildings that will help save energy, preserve the integrity of surrounding land and assure a clean, healthy indoor environment.

Sustainable Solutions

USG has long supported sustainable building by emphasizing innovation, from the ingredients and resources we use to the manufacturing processes we employ. Take a closer look at the advantages that let you choose USG ceiling products with confidence.

Recycled and Renewable Materials

Recycled and renewable raw materials reduce consumption of energy and resources without diminishing the long-term performance of our products. Many USG ceiling products contain:

Synthetic mineral wool

We convert nearly 150,000 tons of slag, a waste product of steel making, to mineral wool every year, eliminating the need to mine and process raw materials and reducing landfill waste.

Recycled paper

Many of our ceiling panels contain paper recovered from both pre-consumer (cuttings from corrugated box manufacturing) and post-consumer (newspapers) use.

Corn- and wheat-starch binders

These renewable agricultural materials are an environmentally sound alternative to traditional binders derived from petroleum-based chemicals.

Recycled metal

Several of our metal specialty ceilings and ceiling and drywall suspension systems are made of steel and aluminum that includes recycled content. Aluminum offers additional benefits in that it can be fully re-purposed by re-melting and salvaging the metal.

For more information see the Sustainability selector on pages 110–114.

Sustainable Design

Responsible Manufacturing

Careful production methods are good for the environment and increase efficiency. Our practices include:

Using clean fuels

We use natural gas and low-sulfur oil whenever possible and conserve energy with heat-exchange processes throughout manufacturing operations.

Treating and recycling water

Managing water use saves more than 28 million gallons every day and reduces effluent discharges into municipal treatment systems.

Reducing waste

Waste from the production line and panels chipped or broken during processing are returned to the manufacturing cycle, keeping them out of landfills.

Offering specialized ceiling panels

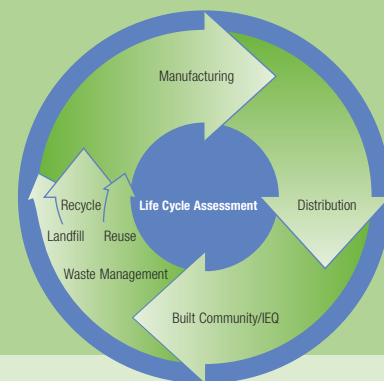
- Non-directional products such as RADAR™ ceiling panels reduce waste during installation.
- High-durability acoustical panels extend the useful life of ceilings and reduce operating and replacement costs.
- Panels with high light reflectance can enhance indirect lighting, reducing the number of light fixtures needed and lowering energy consumption. For more information about the light reflectance of USG ceiling panels, see pages 98–99.

Recycling old ceiling panels

USG can take back approved ceiling panels and recycle them into new building products. Reclaiming this waste can help meet the needs of a growing world and preserve natural resources.

Product Life Cycle:

USG's commitment to health, safety and environmental responsibility is evident at every stage in the life cycle chain.



OSHA Star VPP Approval

USG is the only ceiling suspension system manufacturer whose facilities have qualified for the OSHA Voluntary Protection Program (VPP), recognizing them as exemplary worksites with comprehensive, successful safety and health management systems. In addition, these sites have been qualified for the Star Program, OSHA's highest ranking. Companies in the Star Program have achieved injury and illness rates at or below the national average for their respective industries, with designated sites being self-sufficient in their ability to control workplace hazards. The management leadership and employee engagement necessary to attain this elite status also enables these plants operate at the highest levels of efficiency, product quality and customer service.

To learn more about our recycling program for acoustical ceilings, see pages 114 and 274–275.

Antimicrobial Protection

Mold has become a significant concern due to today's fast-track scheduling, which can allow high levels of moisture to become trapped in a structure during construction. Architects, designers, contractors and maintenance engineers must work together to prevent and address moisture accumulation both during construction and throughout a building's life cycle. The best and most cost-effective strategy is to prevent water intrusion with good design, construction, and maintenance practices.

USG helps owners and specifiers provide additional safeguards against mold and mildew growth with several high-performance ceiling solutions:

Dual inhibition of mold/mildew and bacteria

Many USG mineral-fiber panels with *CLIMAPLUS*[™] performance are treated with a patented, broad-spectrum antimicrobial standard formulation that inhibits and retards the growth of mold/mildew and odor/stain-causing bacteria.

Superior protection and warranty coverage

USG *CLIMAPLUS* ceiling panels with Superior Performance are warranted to be free from the growth of mold, mildew, and Gram-positive and Gram-negative odor- and stain-causing bacteria for 30 years from the date of installation. This warranty also applies to USG *CLIMAPLUS* ceiling products that are formulated to inherently resist the growth of micro-organisms.

For more information about USG *CLIMAPLUS* ceiling panels with Inherent and Superior Performance, see page 111.



ASTRO *CLIMAPLUS* fine-textured panel



FROST *CLIMAPLUS* fine-textured panel



Earn LEED Credits


The most widely accepted national guidelines for environmentally conscious building is the LEED (Leadership in Energy and Environmental Design) Green Building Rating System[®] developed by the United States Green Building Council. As a founding member of the USGBC, USG is committed to helping architects and builders create structures that efficiently meet the needs of occupants while also protecting the surrounding environment. Following are credits for which USG ceilings may help a project qualify.

LEED Category	Available Credits	Products/Programs that May Assist in Qualifying for Credit
Energy and Atmosphere	EA 1: Optimize Energy Performance	Ceiling panels with high light reflectance (LR) can reduce the number of light fixtures needed, curbing energy consumption. See pages 98–99.
Materials and Resources	MR 1.3: Building Reuse—Maintain Interior	Cast-mineral-fiber panels are baked solid in molds for abuse resistance and through-color to resist abrasion and mask scrapes. See page 104.
	MR 2.1 and 2.2: Construction Waste Management Divert from Disposal	USG offers a nationwide recycling program that can take back approved mineral-fiber panels, reducing the impact on landfills. See pages 114 and 288–289.
	MR 3.1 and 3.2: Resource Reuse	Panels may contain synthetic mineral fiber converted from slag, a byproduct of steel making. Metal ceilings and components may include recycled aluminum. See page 110.
	MR 4.1 and 4.2: Recycled Content	Panels may contain paper recovered from both pre-consumer and post-consumer use. See pages 112–113.
	MR 5.1 and 5.2: Regional Materials Extracted, Processed and Manufactured Regionally	For manufacturing locations of USG ceiling products, see pages 112–113.
	MR 6: Renewable Materials	Panels may contain corn- and wheat-starch binders, renewable alternatives to traditional petroleum-based binders. See page 110.
Indoor Environmental Quality	EQ 4.1, 4.2, 4.3 and 4.4: Low-Emitting Materials	All USG products are low VOC emitters, and many panels emit no formaldehyde or only a low amount. See pages 112–113.
	EQ 8.1 and 8.2: Daylight and Views	Ceiling panels with high light reflectance (LR) can improve the quality and quantity of natural light by enhancing indirect lighting. See pages 98–99.
LEED for Schools	EQ 4, Option 6: Low-Emitting Materials – Ceiling and Wall Systems	All USG zero- and low-emitting ceiling panels and tile meet the Low-Emitting Materials requirement for ceiling and wall systems. See individual product pages for VOC Emissions classification.
	EQ 9: Enhanced Acoustical Performance For Schools	Many USG ceiling panels meet these acoustical requirements. See pages 294-295 for Sound Test Data to aid in product selection.
	EQ 10: Mold Prevention	USG ceiling panels and tile with <i>CLIMAPLUS</i> Superior Performance feature a patented antimicrobial treatment that provides broad-spectrum control for mold/mildew, fungi, yeast, algae, and Gram-positive and Gram-negative odor/stain-causing bacteria. See pages 112-113.

Zero and Low Emissions

Indoor environmental quality (IEQ) is a vital consideration because it has such an impact on the health and wellbeing of a building’s occupants. The choice of building materials is a critical factor because many products can release volatile organic compounds (voc), which include thousands of synthetic and natural chemicals emitted by a wide array of materials, finished products, and even microorganisms such as mold and mildew. To help building professionals create healthy, comfortable spaces, USG provides a portfolio of ceiling panels and tiles with zero or low formaldehyde emissions, as tested per California Special Environmental Requirements, Specifications Section 01350:

Zero-Emitting Ceilings	USG cast ceilings. Concentration levels do not exceed 2 µg/m ³ (1.6 ppb), the background level specified for this test protocol. These products can help qualify for LEED EQ1 credit 3.2 and meet the intent of LEED credits 4.1, 4.2, 4.3, 4.4, 5.0 and 6.
Low-Emitting Ceilings	Most USG mineral-fiber ceilings. Concentration levels do not exceed the 13.5 ppb limit required by this test protocol and CHPS.
Ceilings That Meet Minimum Standards	All USG ceilings. Concentration levels do not exceed the 50 ppb limit established by the State of Washington in 1989, the first widely recognized standard for indoor air quality.



CHPS recognizes only those products tested per California Special Environmental requirements, Specifications Section 01350, which reflects typical occupancy conditions by specifying chamber volume, loading factor, temperature, humidity, air exchanges, duration and flow rate.

This ensures that performance is measured using consistent, uniform conditions, allowing architects and specifiers to compare products based on data derived from equivalent tests. Products that meet or exceed CHPS formaldehyde emission guidelines as tested per this protocol are listed at chps.net/manual/lem_table.htm. For more information about USG zero-emission and low-emission ceiling products, see the Sustainability selector on pages 112–113.

How to Specify Sustainable Building Materials

Although sustainability has become a fundamental principle underlying successful building design it remains a complex undertaking. Because environmental issues should be considered in every aspect of the design process, specifiers need a working knowledge of green definitions, criteria, standards and applications.

Green Product Selection

Green products can loosely be defined as those that reduce, recycle and renew. The Federal Trade Commission does not currently offer a definition for green products; a proposed SMART standard aims to codify what constitutes a sustainable product (see mts.sustainableproducts.com/standards.htm for more information). Simplified, sustainable products should achieve the following:

- Reduce the amount of raw materials needed for manufacturing, transportation, storage and construction.
- Offer high recycled content and environmentally friendly reuses, thereby reducing raw material usage, energy consumption and landfill waste.
- Renew the environment by using materials that can be regenerated or that offer environmentally friendly benefits.

These principles must be balanced with consideration of embodied (or embedded) energy, the amount of non-renewable energy required to extract, manufacture, transport and construct building products. Products with low embodied energy are typically sustainable choices. However, products with high embodied energy are not always poor choices. For example, the high embodied energy of a product with great thermal mass may be more than offset by its ability to reduce energy needs for heating and cooling.

Green Specifications

To maximize sustainability architects should incorporate sustainable design criteria into building specifications. Proper specification details ensure that the benefits inherent in green products are supported during the construction process and fully realized throughout the building's life cycle.

The first step is to use a standard specification layout, such as MasterFormat™, from the Construction Specifications Institute. Simply add detailed notes and full explanations of the environmental requirements expected. There's no need to create additional sections, as this may confuse contractors and building owners already familiar with the MasterFormat structure.

When writing environmental specifications, define *your* meaning of terms such as “recyclability” and “post-industrial materials,” and consider adding these general criteria:

- **Outline on-site storage procedures.** To avoid standing water, materials should not be stacked on the ground, and cartons should not be left unopened and exposed to weather.
- **Detail methods for storing and discarding waste.** Conduct a pre-construction meeting with contractors to discuss minimizing waste and disposal, and to explore alternative reuse options.
- **Encourage good construction practices.** Realistic construction schedules will enable contractors to fully enclose buildings to minimize moisture penetration, which can contribute to poor product and system performance.

Do not include descriptions of a project's environmental goals (e.g., attaining a LEED green building rating) in the specification. Rather, include this information in instructions to bidders.

Richard C. Master, AIA, CSI
AIA Chair Emeritus, Specifications and Building Technology, Professional Interest Area
2008 AIA Chicago President
Manager, Architectural Systems, USG Corporation

Acoustical Performance



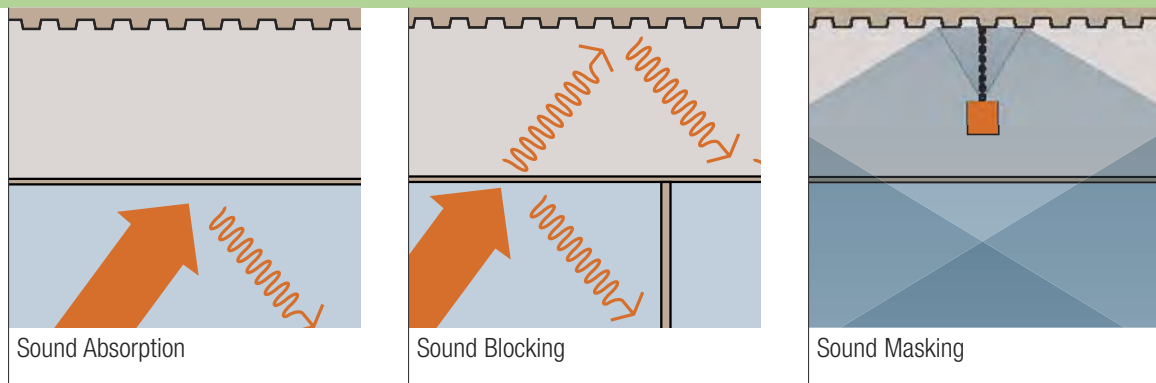
The sound symbol on the product information pages in this catalog identifies USG ceiling panels designed to help improve privacy, comfort and productivity by effectively absorbing sound and blocking sound transmission. Privacy can be further enhanced with sound masking, which covers noise not absorbed or blocked.

In addition to making work spaces more acoustically comfortable, high-performance ceiling panels and sound masking can help highly regulated industries comply with federal privacy rules, such as the Health Insurance Portability and Accountability Act (HIPAA) in the healthcare industry and the Financial Services Modernization Act of 1999, also known as the Gramm-Leach-Bliley Act (GLBA), in the financial industry.

Here's a closer look at how quality USG ceiling panels and Lencore sound masking systems make spaces more pleasant, productive and industry compliant.

Sound Absorption

Noise Reduction Coefficient (NRC) measures the degree to which a ceiling panel absorbs sound. Ceiling panels with a high NRC value are most appropriate for open areas because they can reduce reverberation within a space. NRC is represented by a number between 0 and 1.00, which indicates the percentage of sound reaching the panel that will be absorbed. For example, an acoustical ceiling panel with a NRC value of .60 will absorb 60% of the sound that strikes it and deflect 40% back into the space. A ceiling panel with a NRC of .50 or higher is considered to offer significant sound absorbing properties.



Sound Blocking

Ceiling Attenuation Class (CAC) indicates the ability of a ceiling system to reduce sound transmission. Panels with a high CAC value can improve privacy in enclosed spaces by blocking sound from transmitting up into the plenum and down to adjacent rooms. A ceiling panel with a CAC of 40 will reduce transmitted sound by 40 decibels (dB). A ceiling panel with a CAC of 35 or higher is considered to offer significant sound attenuation properties.

Sound Masking



Quality ceiling panels can absorb and block significant amounts of sound, but noise may still transmit and reflect to adjacent areas. A critical design decision is to add sound masking, which can cover noise and “mask” conversation in open areas and improve speech privacy in enclosed offices.

To help you achieve this level of acoustical performance, USG has teamed up with Lencore Acoustics, an industry leader in sound masking, to offer an effective, affordable solution that can significantly improve sound control in the environments you create. Sound masking helps you:

Equalize background sound.

Lencore sound masking works by electronically producing a unique sound spectrum similar to that of softly blowing air. This carefully engineered sound is amplified through individual speakers installed above the suspended ceiling. The sound masking fills the plenum area and gently filters down through the ceiling panels into the space below, uniformly raising the background sound level to cover distracting office noise.

Improve concentration and speech privacy.

In open-plan offices, sound masking can help workers concentrate without interference from nearby speakerphones, conversations and meetings. In enclosed offices and conference rooms, sound masking and high-CAC ceiling panels work together to prevent intelligible conversation from being overheard outside.

Provide acoustical balance.

Even exceptionally quiet environments can benefit from sound masking. In these spaces, the faintest sounds—rustling papers, drawers opening and closing—can be distracting. By providing greater acoustical balance, Lencore sound masking can make almost any space more comfortable, functional and productive.

To learn more about how sound masking can enhance the sound control and speech privacy performance of a USG ceiling, see pages 296–297 or visit Lencore Acoustics online at www.lencore.com. Local assistance is available from Lencore expert representatives in all 50 states to provide complete project services and support, from acoustical analysis, through system installation and tuning.

Specialized Performance

Many interior environments with demanding functions (such as food preparation, hydrotherapy, exercise, athletics and cleanroom control) require performance beyond aesthetics, sound control and sustainability. USG offers many options to meet a diverse range of specialized performance needs.



Abuse Resistance

Routine plenum access can blemish panels with unsightly scratches, and chips and dents can occur in high-traffic areas such as hallways, classrooms and gyms. When durability is key, consider the following products.

Specially formulated mineral-fiber ceiling panels feature higher-density construction and special finishes to enhance durability and damage resistance. Panels include:

RADAR™ *CLIMAPLUS*™ High-Durability panels deliver 20% greater durability than competitive “school products” and 55% more than standard acoustical panels.

ROCK FACE® *CLIMAPLUS*™ and TOUCHSTONE™ *CLIMAPLUS*™ panels feature special textures and coatings for enhanced abuse resistance.

MARS™ *CLIMAPLUS*™ panels resist visible damage in independently verified surface scratch tests and withstand 150 scrub cycles without surface break using the Gardner Scrubability Test, per ASTM D24861.

Cast ceiling panels, available exclusively from USG, are formed and cured in molds, making them up to three times stronger than standard panels. Cast panels feature an integrally color-coordinated substrate to mask nicks or scrapes. Panels include:

- BRIO™ *CLIMAPLUS*™
- “F” FISSURED™
- FRESCO™ *CLIMAPLUS*™
- FROST™ and FROST™ *CLIMAPLUS*™
- GLACIER™
- SANDRIFT™ *CLIMAPLUS*™
- SUMMIT™ *CLIMAPLUS*™



SUMMIT *CLIMAPLUS*
fine-textured panel



SANDRIFT *CLIMAPLUS*
medium-textured panel



Humidity Resistance

Moist air in indoor pool areas, shower and locker rooms, and buildings not fully enclosed can cause standard panels to visibly sag. For high-humidity areas, choose panels with *CLIMAPLUS* performance. These products resist sag in up to 95% relative humidity and up to 104 °F. *RADAR™* Ceramic *CLIMAPLUS™* panels even resist sag in up to 100% relative humidity. *CLIMAPLUS* products carry a limited warranty of up to 30 years when installed in a *DONN®* brand suspension system.



Fire Resistance

USG offers many ceiling panels with *FIRECODE™* formulation, which provides special additives for increased fire resistance. Fire-rated suspension main tees are manufactured with relief notches that will contract in high heat to hold the ceiling assembly together and prevent collapse. Fire-rated panels and suspension system components are identified with the fire icon on the individual product pages in this catalog.

Cleanliness

Cleanrooms, food preparation areas and computer rooms require ceilings with specific attributes and performance levels. *CLEAN ROOM™ CLIMAPLUS™* Class 10M-100M and Class 100 panels feature vinyl laminated surfaces and meet Federal Standard 209E, "Clean Room and Work Station Requirements Controlled Environments." *SHEETROCK®* brand *CLEAN ROOM™* lay-in ceiling panels with gypsum core, sealed edges and vinyl face and back, can also be used in cleanrooms up to Class 100. Cleanroom-rated applications require a suspension system with gasketed tees such as the *DONN®* CE system.

For food preparation areas, choose Class 100 panels or *SHEETROCK®* Vinyl *CLIMAPLUS™* lay-in ceiling panels, which meet U.S. Department of Agriculture Food Safety Inspection Service requirements.

Exterior Applications

Exterior soffits and ceilings in open parking garages and marine environments are subjected to large temperature swings, wind, humidity and incidental water exposure. USG offers several products that can be used in these challenging applications:

- *SHEETROCK* Vinyl *CLIMAPLUS* lay-in ceiling panels
- *DONN®* *ZXLA™* hot-dipped galvanized suspension system with aluminum cap
- *PARALINE®* linear metal ceiling system, wind-load tested to 120 mph.
- USG drywall suspension system for flat ceilings
- *CELEBRATION™* metal ceiling panels

Code Compliance

Building codes seek to ensure safer, stronger building systems and structures and minimize damage and liability in natural disasters and accidents. Key codes governing ceiling design address fire and seismic protection, design and construction.



Fire Resistance

Fire resistance refers to the ability of a ceiling, wall or floor assembly to serve as a barrier to fire and prevent its spread due to collapse, breaches in the barrier or excessive heat conduction.

Ratings

A fire-resistance rating (fire rating) classifies the length of time a ceiling can confine and isolate flame outside and resist heat transfer into a zone of fire-resistance-rated wall, ceiling and floor assemblies. Fire-rated assemblies are tested and certified in their entirety by Underwriters Laboratories, Inc. USG offers more than 300 UL fire-rated ceiling assembly designs that have achieved UL fire ratings of up to three hours.

Another common life-safety rating is established by ASTM E84. With this test, a material is exposed to flame and analyzed for two performance factors: flame spread and smoke developed. All USG acoustical ceiling panels are rated Class A (the highest possible) based on this test. These materials do not sustain a fire when flame is removed and do not generate significant amounts of visibility-obscuring smoke. Class A is not a fire-resistance designation.

Components for Fire-Rated Ceiling Assemblies

USG ceiling panels with FIRECODE formulation contain special additives that increase fire resistance and may qualify for use in fire-rated assemblies. FIRECODE panels are identified with a fire resistance icon on the individual product pages in this catalog. Fire-rated ceiling assemblies also require demanding suspension system performance: main tees with fire relief notches, which contract in high heat to hold the ceiling together and prevent collapse. Several USG suspension systems are available with this important feature and are identified with a fire resistance icon on individual product pages.

For more information on fire-rated ceiling designs, see the UL Fire Resistance Directory, which is updated every year and can be viewed at www.ul.com. For a summary of USG fire-rated assemblies, see pages 298–309.



Seismic Compliance

Seismic compliance refers to the use of approved systems and designs that meet the seismic design requirements of a building project to provide life safety to occupants during and after an earthquake.

New Seismic Requirements

Seismic force levels and design criteria were once considered only in certain earthquake-prone locations. But major revisions to the International Building Code (IBC) now require seismic ceilings throughout the U.S. In addition to geographic location, the new code considers soil type and building function (e.g., hospital, school). Based on these criteria, more than half of the U.S. is now considered to have some level of seismic risk.

The design team, consulting engineers and code officials must work together to analyze these factors and determine the applicable seismic design category (A–F). This information is now required for every construction project and must be included in the construction documents.

Tested Components for Seismic Ceilings

Two critical factors apply with a suspended ceiling system in a seismic application: The system components themselves, and the application method. Since 1957 DOWN suspension systems have set the standard, using the highest-gauge steel to produce the tightest systems available with the greatest lateral and torsional stiffness. These systems utilize optimal structural designs and employ connection mechanisms that far exceed industry requirements including tension, compression and pullout. As a result, USG suspension systems are better able to resist the lateral forces of a seismic event.

Building on this commitment to quality, USG teamed with the University at Buffalo (SUNY), the Department of Civil, Structural and Environmental Engineering—Structural Engineering and Earthquake Simulation Laboratory (SEESL) as well as the University of California, Berkeley, Pacific Earthquake Engineering Research Center (PEER) to conduct full-scale seismic testing to evaluate and qualify the seismic performance of these systems.

Code Compliance

This testing proved that architects, contractors and building officials can rely on DOWN suspension systems to:

- Meet or exceed all national code requirements with 7/8 in. wall molding.
- Fulfill requirements for IBC seismic design categories A, B, C, D, E, and F.
- Provide evidence of compliance (and greatly exceed) ICC Evaluation Service, Inc. (ICC-ES) AC156 and AC368 requirements.
- Deliver proven code-compliant solutions 42% stronger than competing systems.
- Offer an aesthetically attractive option to traditional 2 in. angle molding.
- Provide approved solutions certified with the maximum sq. ft. weights accommodating complete ceilings systems.
- Offer a cost-saving Intermediate Duty system without perimeter wires that exceeds the requirements of AC156 and AC368 when approved by local jurisdiction authority.

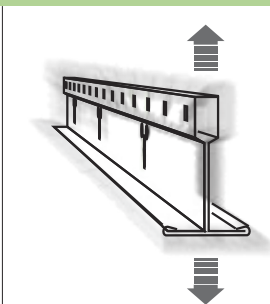
Seismic Qualification

Seismic testing typically focuses on the suspension system itself. Any ceiling panel can be installed in the test assembly regardless of how little it weighs, and components such as light fixtures and air handling equipment are usually excluded. In practical application, however, the suspension system must support and carry the weight of a fully functional ceiling system, including ceiling panels that can weigh as much as 2 lbs./sq. ft.


Therefore, USG tested suspension systems with light fixtures, air handling equipment, and a wide range of USG ceiling panels. Full-scale testing performed at the University at Buffalo (SUNY) the department of Civil, Structural and Environmental Engineering—Structural Engineering and Earthquake Simulation Laboratory (SEESL) and the University of California, Berkeley, Pacific Earthquake Engineering Research Center (PEER) certifies that USG IBC-compliant assemblies are able to accommodate loads 39% heavier than those claimed by competing systems. No other suspension system can match the tightness and seismic performance of USG suspension systems, performance evident in these superior test results.

Learn more at www.seismicceilings.com

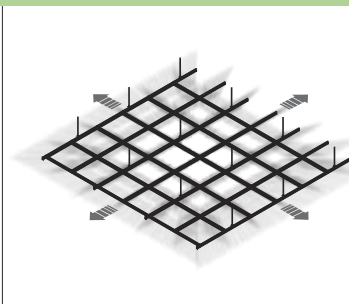
To find out more about new requirements for seismic ceilings, visit the USG Seismic Ceilings Resource Center at seismicceilings.com. This informative online resource features in-depth articles about the code change, FAQs, and interviews with ceilings experts. It also includes a comprehensive library of architectural details downloadable in PDF and CAD formats.



DOWN grid is produced with the optimal combination of shape, size, steel gauge and connection details to produce systems with the greatest stiffness and movement resistance.



The advanced connection details used on DOWN grid are nearly double the intersection strength requirement of 180 lbs. of tension and compression for seismic construction.



Extensive seismic testing proves the advanced connection details along with the systems' optimal combination of shape, size, and steel gauge.



Factors that Determine Seismic Design Category

Seismic construction standards are established to prevent structural collapse during or after an earthquake that could cause panic, injury or death. More than half of the U.S. is now considered to be at some level of risk for seismic activity, based on three factors:

Soil condition

Certain soil types may be prone to liquefaction, when the stress and shaking of earthquake forces cause sediments to behave like liquids rather than a solid, reducing or eliminating structural support. The soil at a building site is analyzed and categorized into one of six types:

- A – Hard rock
- B – Rock
- C – Very dense soil and soft rock
- D – Stiff soil (default)
- E – Soft soil
- F – Special soils

Building usage

The function of the structure also determines the level of precaution that is to be designed and built in. Building types fall into three groups:

Seismic Use Group III: essential facilities such as hospitals, fire departments and police departments that must function both during and after an earthquake.

Seismic Use Group II: buildings that constitute a substantial public interest, such as power plants and those that house more than 300 people.

Seismic Use Group I: all other buildings.

Geographic location

Thoughts of earthquakes and seismic activity may typically bring to mind California and the West Coast. However, this is not the only region considered to face seismic risks. In fact, more than 3,500 earthquakes have been recorded east of the Mississippi River since 1700. Today's building codes are recognizing that seismic activity may be a risk almost anywhere in the country.

By analyzing these three criteria for a construction project, you can determine the seismic design category (A-F). This is typically done by the project's structural engineer. The design team performs the analysis required to assign the seismic design category for a construction project and must include that information in the construction documents. This tells the construction team the required level of performance for the building.

Refer to local building codes to determine in which section of the specification the seismic design category must appear (usually in the general-contractor section of the specification and on the first page of structural drawings).

Specialty Ceilings

Selectors

Page	
34	Specialty Ceiling Metal Systems
35	Specialty Ceiling Metal Panels
36	Luminous Panels and Systems
37	Fiber-Reinforced Cast Gypsum Systems
38	Metal Finishes
42	Metal Perforations
48	Metal Module Sizes


Product Information







Page	
50	BILLO 3-Dimensional Panels
52	CELEBRATION Metal Ceiling Panels
54	CELEBRATION Planks and Large Sizes
56	COMPASSO Perimeter Trim
58	C ² Paired COMPASSO Channels
60	COMPASSO Slim Perimeter Trim
62	CURVATURA 3-Dimensional System
64	GEOMETRIX 3-Dimensional Metal Ceiling Panels
66	GEOMETRIX Wall-Mount Solution
68	GRIDWARE Suspension System
70	LIBRETTO Gridless Metal Ceiling System
78	PANZ Metal Ceiling Panels
80	PANZ Planks and Large Sizes
82	PARALINE Linear Metal Ceiling System
84	TOPO 3-Dimensional System
86	TRANSLUCENTS Luminous Ceiling Panels
88	TRANSPARENCIES Luminous Ceiling System
90	WIREWORKS Open-Cell Ceiling Panels

Specialty Ceilings

Metal Systems







LIBRETTO Serpentine Islands



	COMPASSO Perimeter Trim	C2 Paired COMPASSO Channels	COMPASSO Slim Perimeter Trim
Metal Systems	 <p>Page 56</p>	 <p>Page 58</p>	 <p>Page 60</p>
	CURVATURA 3-Dimensional System	GRIDWARE Suspension System	PARALINE Linear Ceiling System
	 <p>Page 62</p>	 <p>Page 68</p>	 <p>Page 82</p>

Metal Panels


Metal Panels

CELEBRATION Panels	GEOMETRIX 3-Dimensional Panels	GEOMETRIX Wall-Mount Solution
		
Page 54	Page 64	Page 66
PANZ Panels	WIREWORKS Open-Cell Panels	
		
Page 78	Page 90	

Specialty Ceilings

Luminous Panels and Systems

Topo 3-Dimensional System



**Luminous
Panels and
Systems**

BILLO 3-Dimensional Panels



Page 50

Topo 3-Dimensional System



Page 84

TRANSPARENCIES "Glass Block" System



Page 88

TRANSLUCENTS Panels



Page 86



Specialty Ceilings Finishes and Perforations

Metal Finishes

Please call 888 874.2450 to request a sample.









USG offers metal ceiling panels in several distinctive finishes: Premium Metal, Anodized Metal—Brushed or Polished, Painted Metal, and Wood Tones. These color reproductions are shown to represent available finishes and colors. A sample should be reviewed before placing an order.

Availability	Premium Metals	Anodized Metals	Plated Steel	Painted Metals		Metallic Copper	Metallic Gold	Metallic Oyster	Custom Color	DIAMONDFLEX Expanded Metals	Wood Tones
				Flat White	Silver Satin						
CELEBRATION Metal Ceiling Panels	○	○		●	●	○	○	○	●		
COMPASSO Perimeter Trim			○	●	●				●		●
C² Paired COMPASSO Channels			○	●	●				●		●
CURVATURA 3-Dimensional System – 2' x 2' Panels				●	●	○	○	○	●	○	○
CURVATURA One-Directional System – 2' x 6' Panels				●	●	○	○	○	●		○
GEOMETRIX 3-Dimensional Metal Ceiling Panels				●	●				●		
GRIDWARE Suspension System¹				●	●				●		
LIBRETTO Gridless Metal Ceiling System				●	●				●		
PANZ Metal Ceiling Panels	○	○		●	●	○	○	○	●	○	○
PARALINE Linear Metal Ceiling System		○		●	●	○	○	○	●		

● Suspension, trim and panel available in same painted color.

○ Suspension and trim available in coordinating painted colors only. See page 41.

1. Also available in Flat Black.
2. Anodized finish subject to "rainbowing"—multi-color patterns exaggerated by critical lighting.
3. All Standard and Advantage colors and custom colors available.
4. 2 ft. maximum panel width for painted metallic finishes
5. Vinyl wood-tone overlay.

<p>Premium Metal 2' x 2' panels only</p>	<p>Aged Copper (1017)</p> 	<p>Etched Ice Dark (1016)</p> 	<p>Etched Ice Light (1015)</p> 
<p>Anodized Metals² CELEBRATION and PANZ, 2' x 2' and 2' x 4' panels only</p>	<p>Brushed Aluminum (PIA12)</p> 	<p>Polished Brass (PM21)</p> 	<p>Polished Aluminum (PM61)</p> 
	<p>Satin Chrome (PM614)</p> 		
<p>Plated Metals (Steel)² COMPASSO — 2-1/4", 4", 6" and 8" trim only</p>	<p>Plated Chrome (066)</p> 		








Metal Finishes

CURVATURA One-Directional Ceiling System



	Brushed Aluminum (PIA12)	Polished Aluminum (086)	
Anodized Metals² PARALINE only; P11 – black reveal not available with these finishes			
	Metallic Copper (1690)	Metallic Gold (1691)	Metallic Oyster (1652)
Painted Metals³ Metallic finishes shown ⁴			
	Silver Satin (002)		

1. Also available in Flat Black.
2. Anodized finish subject to "rainbowing"—multi-color patterns exaggerated by critical lighting.
3. All Standard and Advantage colors and custom colors available.
4. 2 ft. maximum panel width for painted metallic finishes
5. Photographic transfer process.

	Louvered Bright White	Louvered Bright Silver	
DIAMONDFLEX Expanded Metals 2'x2' panels only			
	Sheer Bright White	Sheer Bright Silver	
			
	Cherry (3111)	Maple (3112)	Oak (3113)
Wood Tones^s CELEBRATION and PANZ, 1'x 4', 1'x 5', 20"x 60", 2'x 2' and 2'x 4' panels. Shown with coordinating suspension and/ or trim color.			

Metal Perforations

Please call 888 874.2450 to request a sample

Presenting a complete line of perforation options for:

- CELEBRATION metal ceiling system
- CURVATURA 3-Dimensional system
- GEOMETRIX metal ceiling panels
- PANZ metal ceiling panels.

Standard Perforations

CELEBRATION, CURVATURA 3-Dimensional, GEOMETRIX and PANZ Systems

Pattern Number	Perforation Pattern	Open Area %
A062	Round 1/16" Perforations, .25" o.c. (without border)	5%
A062A	Round 1/16" Perforations, .25" o.c.;	5%
A116	Round 15/128" Perforations .354" o.c.	17%
A188	Round 3/16" Perforations, 1" o.c.	3%
A250	Round 1/4" Perforations, .5" o.c.	39%
A500	Round 1/2" Perforations, .848" o.c.	55%
B079	Round 5/64" Perforations .312" o.c.	6%
B125	Round 1/8" Perforations, .375" o.c.	10%
B188A	Round 3/16" Perforations, .312" o.c.	33%
B197	Round 13/64" Perforations .316" o.c.	35%
B250	Round 1/4" Perforations, .437" o.c.	30%
B250H (Formerly H250)	Round 1/4" Perforations, .32" o.c.	58%
B312	Round 5/16" Perforations .437" o.c.	46%
B500 ¹	Round 1/2" Perforations, .600" o.c.	63%
C062 ²	Round 1/16" Perforations, .351" o.c.	2%
C062A ²	Round 1/16" Perforations, .175" o.c.	10%
C116	Round 15/128" Perforations .344" o.c.	8%
C188	Round 3/16" Perforations, 1.414" o.c.	1%
C250A	Round 1/4" Perforations, .65" o.c.	12%
C375 ²	Round 3/8" Perforations, 1.125" o.c.	9%
C500	Round 1/2" Perforations, 1.5" o.c.	9%
D250 ²	Square 1/4" Perforations, .75" o.c.	11%
D375 ²	Square 3/8" Perforations, 1.125" o.c.	11%
D500	Square 1/2" Perforations, 1.5" o.c.	17%
D500D	Square 1/2" Perforations, .595" o.c.	70%
EC25D ³	Round 1/4" dia. x 1/16" Embossing, 1.18" o.c.; No Perforation	0%
EC25U ³	Round 1/4" dia. x 1/16" Embossing, 1.18" o.c.; No Perforation	0%
EM25D ³	Round 1/4" dia. x 1/16" Embossing, 1/4" Perforations, 1.14" o.c.	2%
EM25U ³	Round 1/4" dia. x 1/16" Embossing, 1/4" Perforations, 1.14" o.c.	2%

1. Do not use with One-Directional CURVATURA system.

2. Standard for GEOMETRIX panels.


3. 2'x2' CELEBRATION and PANZ panels only.

4. Perforation patterns shown at 75% of actual size.

When ordering, please refer to the pattern number for perforation samples (for example, "A062").

(All samples are 6"x6")

5. 2'x2' CELEBRATION and PANZ panels only.










Standard Perforations







<p>Pattern No. A062/A062A</p>	<p>Pattern No. A116</p>	<p>Pattern No. A188</p>
<p>Round—1/16" perforations .25" o.c., 5% open area</p>	<p>Round—15/128" perforations .354" o.c., 17% open area</p>	<p>Round—3/16" perforations 1" o.c., 3% open area</p>
<p>Pattern No. A250</p>	<p>Pattern No. A500</p>	<p>Pattern No. B079</p>
<p>Round—1/4" perforations .5" o.c., 39% open area</p>	<p>Round—1/2" perforations .848" o.c., 55% open area Not to be used with the One-Directional CURVATURA system</p>	<p>Round—5/64" perforations .312" o.c., 6% open area</p>

Metal Perforations

CELEBRATION panels with embossing and perforation

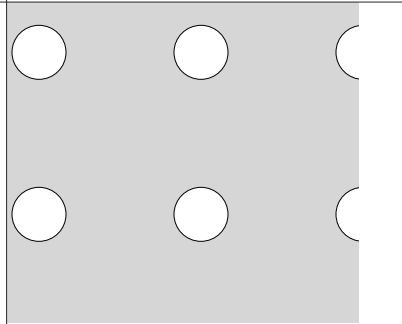
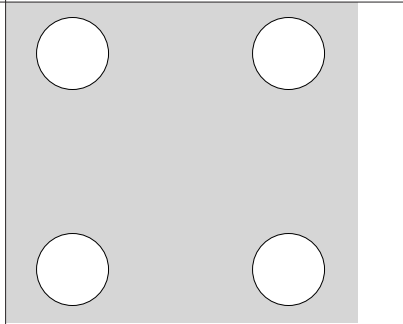
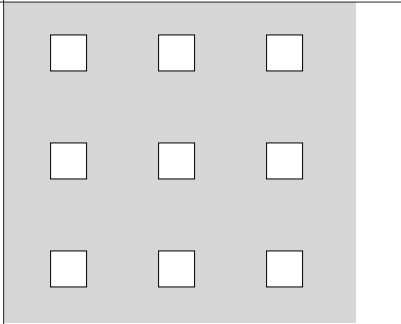
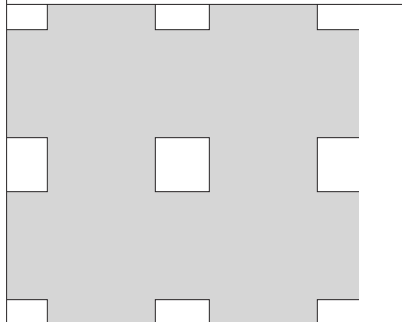
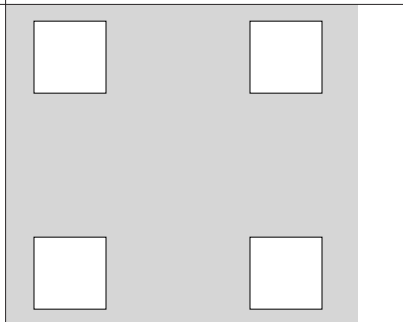



Standard Perforations	<p>Pattern No. B125</p>  <p>Round—1/8" perforations .375" o.c., 10% open area</p>	<p>Pattern No. B188A</p>  <p>Round—3/16" perforations .312" o.c., 33% open area</p>	<p>Pattern No. B197</p>  <p>Round—13/64" perforations .316" o.c., 35% open area</p>
	<p>Pattern No. B250</p>  <p>Round—1/4" perforations .437" o.c., 30% open area</p>	<p>Pattern No. B250H (formerly H250)</p>  <p>Round—1/4" perforations .32" o.c., 58% open area</p>	<p>Pattern No. B312</p>  <p>Round—5/16" perforations .437" o.c., 46% open area</p>

Standard Perforations	<p>Pattern No. B500</p> 	<p>Pattern No. C062</p> 	<p>Pattern No. C062A</p> 
	<p>Round—1/2" perforations .600" o.c., 63% open area Not to be used with the One-Directional CURVATURA System</p>	<p>Round—1/16" perforations .351" o.c., 2% open area</p>	<p>Round—1/16" perforations .175" o.c., 10% open area</p>
	<p>Pattern No. C116</p> 	<p>Pattern No. C188</p> 	<p>Pattern No. C250A</p> 
	<p>Round—15/128" perforations .344" o.c., 8% open area</p>	<p>Round—3/16" perforations 1.414" o.c., 1% open area</p>	<p>Round—1/4" perforations .65" o.c., 12% open area</p>

Metal Perforations

Standard Perforations


<p>Pattern No. C375</p>	<p>Pattern No. C500</p>	<p>Pattern No. D250</p>
		
<p>Round—3/8" perforations 1.125" o.c., 9% open area</p>	<p>Round—1/2" perforations 1.5" o.c., 9% open area</p>	<p>Square—1/4" perforations .75" o.c., 11% open area</p>
<p>Pattern No. D375</p>	<p>Pattern No. D500</p>	<p>Pattern No. D500D</p>
		
<p>Square—3/8" perforations 1.125" o.c., 11% open area</p>	<p>Square—1/2" perforations 1.5" o.c., 17% open area</p>	<p>Square—1/2" perforations .595" o.c., 70% open area (70% open area required for speakers above ceiling)</p>

PANZ panels with embossing



Embossing Only


Pattern No. EM25D



Round – 1/4" dia. x 1/16" embossing
1.18" o.c., no perforation

Face side

Pattern No. EM25U

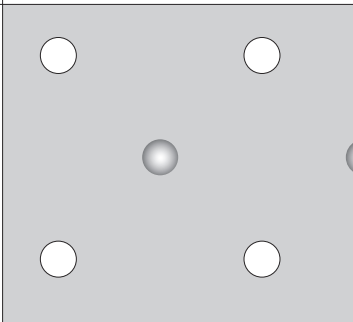


Round – 1/4" dia. x 1/16" embossing
1.18" o.c., no perforation

Face side

Embossing and Perforations

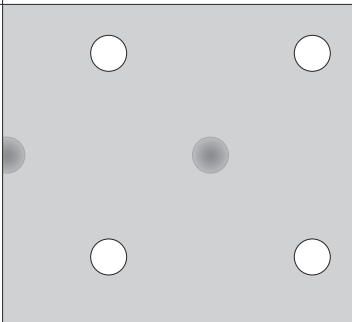
Pattern No. EC25D



Round – 1/4" perforations
1.41" o.c., 2% open area

Black ACOUSTIBOND backer standard
Face side

Pattern No. EC25U



Round – 1/4" perforations
1.41" o.c., 2% open area

ACOUSTIBOND backer not available
Face side







Metal Panel Sizes

Many USG metal ceilings are available in a range of formats, from traditional 2 ft. x 2 ft. and 2 ft. x 4 ft. panels to new planks and large-size panels, providing options for enhancing visual interest and maximizing high-NRC areas.

The new LOGIX integrated ceiling system aligns services (lighting, sprinklers, speakers, etc.) along narrow bands infilled with 6" wide PANZ channel panels.







PANZ 600mm x 1050mm SL edge with A062 perforation in Flat White.
 PANZ 400mm x 1800mm channel panels, solid, SL edge, with cutout for surface-mounted fixture.



	1'x 4'	1'x 5'	2'x 4'
Panel Sizes			
	CELEBRATION Panels PANZ Panels	CELEBRATION Panels PANZ Panels	CELEBRATION Panels PANZ Panels
	2'x 2'	30"x 30"	4'x 4'
			
	CELEBRATION Panels CURVATURA 3-Dimensional System GEOMETRIX 3-Dimensional Panels PANZ Panels WIREWOKS Panels	CELEBRATION Panels PANZ Panels	CELEBRATION Panels PANZ Panels

Online Selector for CELEBRATION and PANZ Planks and Large-Size Panels

To streamline your design process, visit our online selector at usg.planks.pivotinteractive.com. Use this interactive resource to select CELEBRATION and PANZ planks and large-size panels and available suspension systems, determine suspension system layout and perforation options, and generate a specification. Planks and large-size panels may require nonstandard main-tee lengths and cross-tee and hanger wire positions. The online selector makes it easy to create a layout that works in your space and incorporate a sophisticated new look into to your design.

	2'x 6'	2'x 8'	20"x 60"
Panel Sizes			
	CELEBRATION Panels CURVATURA One-Directional System PANZ Panels	CELEBRATION Panels PANZ Panels	CELEBRATION Panels PANZ Panels
	6"x 48"	6"x 60"	30"x 60"
			
	PANZ Channel Panels (used in Logix)	PANZ Channel Panels (used in Logix)	CELEBRATION Panels PANZ Panels



BILLO 3-Dimensional Panels, White Translucent and White Opaque/
DONN CENTRICITEE DXT Suspension System, Flat White

Features and Benefits

- Three-dimensional curved panels punctuate flat ceiling planes with rhythm and depth.
- 2' x 2' pre-formed Lexar® panels create myriad patterns with just one simple panel shape.
- Lightweight, lay-in panels install into 9/16" narrow-profile DONN® brand suspension systems, allowing full ceiling accessibility.
- Luminous panels may be backlit with fluorescent strip fixtures or integrated with standard lay-in fixtures.

Applications

- All interior commercial applications.



Wave Pattern

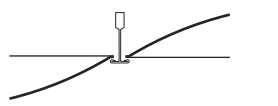
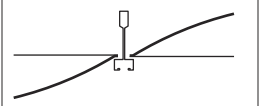
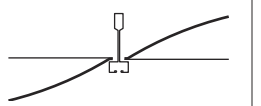
Wave Pattern

Call 888.874.2450 for color samples



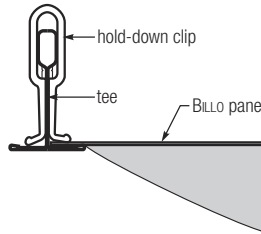
Product Information			
Materials	Sizes and Weight	Module Size	Code Approval
Panels: Preformed Lexan polycarbonate. Suspension System: All 2' x 2' DOWN 9/16" CENTRICITEE™ DXT and FINELINE® DXF/DXFF profiles. Panels to fit the 2' x 2' 15/16" DX®/DXL™ suspension system are available as a special order.	Panels: 2' x 2' Weight: .25 lbs./sf.	Full 2' x 2' modules only.	BILLO Lexan infill panels meet Class A requirements for flame spread and smoke developed as defined by ASTM E1264, NFPA and IBC (UBC) as tested in accordance with ASTM E 84.

Finishes	Panel Color	Panel Light Transmission	Suspension System Coordinating Colors
	Clear Translucent	94%	Silver Satin
	Blue Translucent	78%	Blue
	Glass Green Translucent	77%	Glass Green
	White Translucent	26%	Flat White
	White Opaque	8%	Flat White

Edge Details	BILLO Panels with 9/16" CENTRICITEE DXT Suspension	BILLO Panels with 9/16" FINELINE DXF Suspension	BILLO Panels with 9/16" FINELINE 1/8 DXFF Suspension	
				

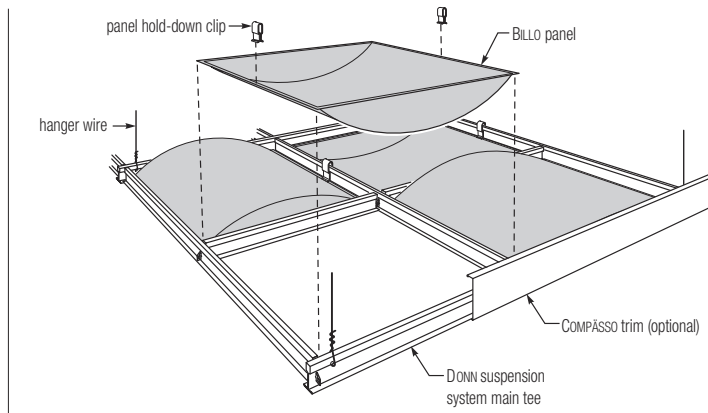
Panel Hold-Down Clip

Supplied with 9/16" Down and Up panels.



Assembly

View from Above



For More Information

Product literature

System brochure: IC472
Data sheet: IC473

Online tools


Visit usgdesignstudio.com for details and 3-D models.

Recycled content

BILLO panels: 0% recycled content; 100% recyclable.



High Recycled Content



CELEBRATION Silver Satin Metal Ceiling Panels/
DONN FINELINE DXF Suspension System

LEED Credits

Recycled Content: Up to 90%

MR				EQ		
Waste Reduction	Recycled Content	Regional Materials ¹	Rapidly Renewable Materials	Low-Emitting Materials	Daylight and Views	Acoustical Performance ²
●	●	●				●

Features and Benefits

- Aluminum panels provide a monolithic appearance
- Easy installation into standard DONN® brand FINELINE® DXF suspension system
- Snap-up installation with downward access is excellent for shallow plenum areas
- Wall-mount solution available; see IC508
- Systems with panels up to 30" wide and 78" long windload tested to 120 MPH with proper bracing and exterior framing

Applications

- Entertainment
- Gaming
- Exterior soffits
- Hospitality
- Transportation terminals




To order samples, go to usg.com

See IC415 for color and perforation availability.

Painted Metals (HRC Finishes)



Premium Metals



Wood Tones (HRC Finishes)



Anodized Metals



Product Information				
Materials	Finishes	Available Sizes ³	Plenum Depth	Weight
Aluminum panels: Painted or anodized.	2' x 2' panels available with perforation and/or embossing. (see pages 42-47 for other perforation options)	1'x4', 1'x 5', 2'x 2', 2'x 4', 2'x 8', 4'x 4', 20"x 60", 30"x 30", 30"x 60"	Since panels are installed from below, the clearance for installation and removal of panels is minimal. Additional plenum clearance of up to 9" is required for air boot and lighting installations, depending on the unit selected.	Approximately .53 lbs. per sq. ft., not including lights and air diffusers.

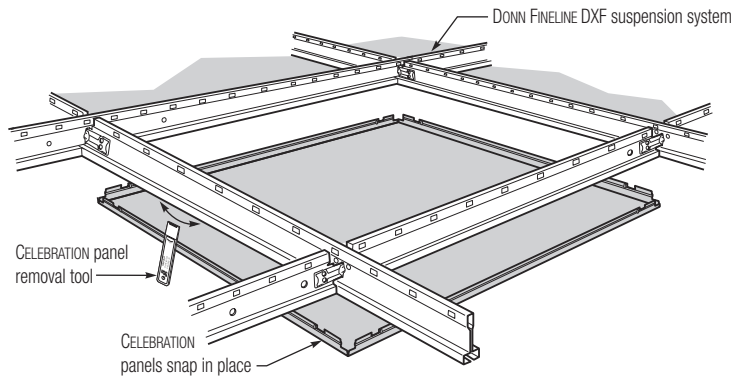
Grid Layout The modular nature of CELEBRATION ceilings must be considered when an installation is designed. Main tees and cross tees are exactly on module lines. Panels may be field-cut at walls and columns or terminated at a grid module for island installations.

Acoustics	Description	Optional Acoustical Material	Sound Rating – NRC	
			Perforation A062	Perforation A116
	Perforated panel	ACOUSTIBOND™ backer	.65	.70
	Perforated panel	1-1/2", 6 lb. density fiberglass (by others)	.90	.95
	Perforated panel	2", .75 lb. fiberglass in poly bag (by others)	.85	.90

Air Handling Air diffusers may be located around the perimeter of the ceiling or laid into the grid in place of CELEBRATION panels. The CELEBRATION diffuser is an extruded aluminum frame with matching faceplate and color-coordinated vanes, in 1-, 2-, 3-, and 4-slot configurations, with four-directional throw.

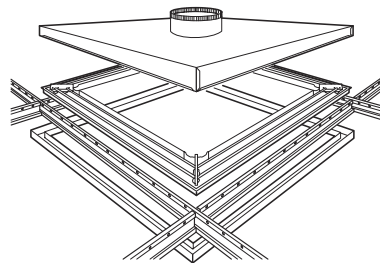
Code Approval CELEBRATION panels provide a continuous interlock with the suspension system. Supporting grid is capable of sustaining loads greater than those imposed by the CELEBRATION system when installed in accordance with manufacturer's instructions.

Perspective




CELEBRATION Air Diffuser
Available in 1-, 2-, 3- and 4-slot configurations, with four-directional throw.

View from above



View from below



For More Information

Product literature
System brochure: IC415
Data sheet: IC308
Online tools
usgdesignstudio.com

Acoustics
These values are for standard A062 perforation pattern.
Recycled content
CELEBRATION aluminum panels: up to 90% recycled content.

Footnotes
1. For details, see LEED report generator at usgdesignstudio.com.
2. Requires perforation and ACOUSTIBOND backer.
3. Additional sizes available.
4. Interior use, painted finishes only.

HRC High Recycled Content
Classified as containing greater than 50% total recycled content. Total recycled content is based on product composition of post-consumer and pre-consumer (post-industrial) recycled content per FTC guidelines.

Celebration™ Planks and Large Sizes



2' x 6' and 1' x 4' CELEBRATION Planks

LEED Credits

MR				EQ		
Waste Reduction	Recycled Content	Regional Materials ¹	Rapidly Renewable Materials	Low-Emitting Materials	Daylight and Views	Acoustical Performance ²
●	●	●				●

Features and Benefits

- Available in numerous painted colors and Wood Tones, and a range of perforation patterns.
- Precision 1/4" reveal and concealed suspension system provide a monolithic appearance.
- Snap-up installation into standard DOWN® brand FINELINE® DXF suspension system provides downward access.
- Perforated panels with ACOUSTIBOND® sound backer produce .65 NRC without additional acoustical material (enclosed plenum, minimum depth 18").

Applications

- Offices
- Entertainment
- Gaming
- Hospitality
- Transportation terminals
- Convention centers

Call 888.874.2450 for color samples

See IC415 for color and perforation availability.

Painted Metals



Wood Tones³



Product Information			
Materials	Typical Sizes ⁴	Plenum Depth	Weight
Aluminum panels	1' x 4', 1' x 5', 20" x 60", 2' x 6', 2' x 8', 30" x 60"	Since panels are installed from below, the clearance for installation and removal of panels is minimal. Additional plenum clearance of up to 9" is required for air boot and lighting installations, depending on the unit selected.	Approximately .53 lbs. per sq. ft., not including lights and air diffusers.

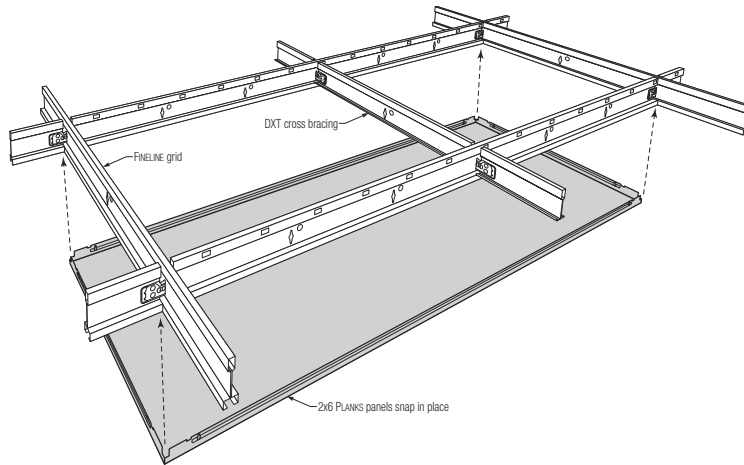
Grid Layout The modular nature of CELEBRATION ceilings must be considered when an installation is designed. Main tees and cross tees are exactly on module lines. Panels may be field-cut at walls and columns or terminated at a grid module for island installations. Intermediate tees required with panels longer than 5 ft. For plank-style suspension and layout options, visit usg.planks.pivotinteractive.com or usgdesignstudio.com.

Acoustics	Description	Optional Acoustical Material	Sound Rating – NRC	
			Perforation A062	Perforation A116
	Perforated panel	ACOUSTIBOND backer	.65	.70
	Perforated panel	1-1/2", 6 lb. density fiberglass	.90	.95
	Perforated panel	2", .75 lb. fiberglass in poly bag	.85	.90

Air Handling Air diffusers may be located around the perimeter of the ceiling or laid into the grid in place of CELEBRATION panels. The CELEBRATION diffuser is an extruded aluminum frame with matching faceplate and color-coordinated vanes, in 1-, 2-, 3-, and 4-slot configurations, with four-directional throw.

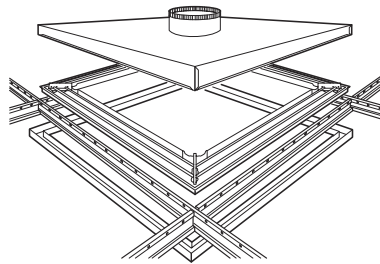
Code Approval CELEBRATION panels provide a continuous interlock with the suspension system. Supporting grid is capable of sustaining loads greater than those imposed by the CELEBRATION system when installed in accordance with manufacturer's instructions.

Perspective




CELEBRATION Air Diffuser
Available in 1-, 2-, 3- and 4-slot configurations, with four-directional throw.

View from above



View from below



For More Information

Product literature
System brochure: IC415
Data sheet: IC539

Online tools
– usgdesignstudio.com
– usg.planks.pivotinteractive.com

Acoustics
These values are for standard A062 perforation pattern.

Recycled content
CELEBRATION aluminum panels: 70% recycled content.

Footnotes

1. Dependent on location; contact your USG representative.
2. Requires perforation and ACOUSTIBOND backer.
3. Available for 1' x 4', 1' x 5', 20" x 60" and 2' x 6' panels.
4. Additional sizes available on request.

Compasso™ Elite Extruded Perimeter Trim

Compasso™ Standard Steel Perimeter Trim



High Recycled Content¹



COMPASSO Elite Perimeter Trim with HALCYON CLIMAPLUS Ceiling Panels/
DONN FINELINE DXF Suspension System

LEED Credits

Recycled Content: Up to 90% (10" and 12" only) for COMPASSO Standard
Up to 50% for COMPASSO Elite

MR			EQ			
Waste Reduction	Recycled Content	Regional Materials	Rapidly Renewable Materials	Low-Emitting Materials	Daylight and Views	Acoustical Performance
●	●	●				

Features and Benefits

- Creates free-form ceiling islands or fascias to define space and provide visual impact
- Available in variable trim heights
- Costs a fraction of conventional drywall soffit construction
- Made to order—arrives onsite pre-engineered.
- Strong, durable, and long-lasting steel or aluminum construction
- Guaranteed to fit all USG ceiling systems

Applications

- Contemporary offices
- Entertainment
- Gaming
- High-bay areas
- Retail spaces
- Virtually anywhere



To order samples, go to usg.com

COMPASSO Standard Colors

Painted Metals (HRC Finishes)



Flat White



Silver Satin
002



Brushed Aluminum
PMIA12



Plated Chrome
PM66

Wood Tones® (HRC Finishes)



Cherry



Maple



Oak

COMPASSO Elite Colors

Painted Metals (HRC Finishes)



Flat White



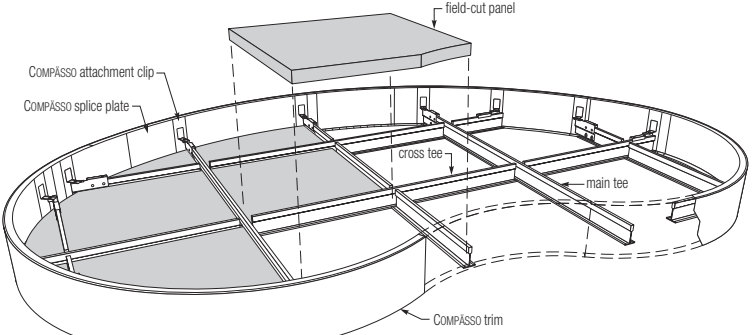
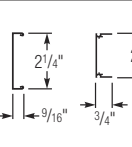
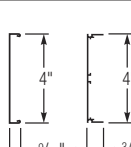
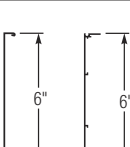
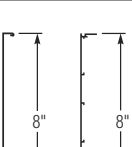
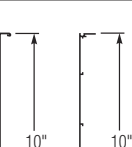
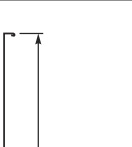
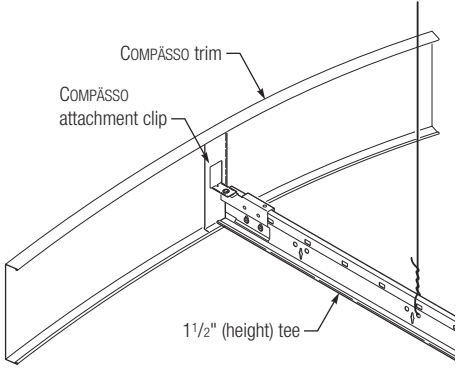
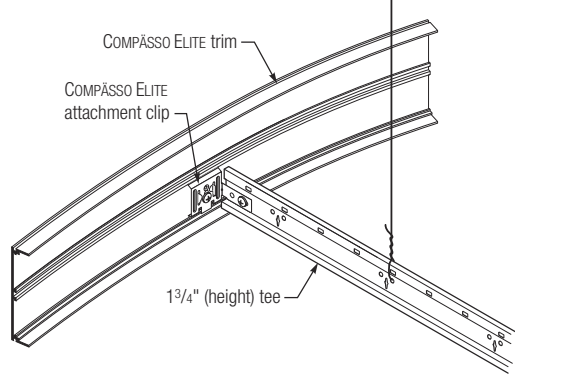




Silver Satin
002

Compasso Elite Compasso Standard

To order samples/literature:
 - Web: usg.com
 - E-mail: samplit@usg.com
 - Fax: 888 874.2348
 Technical Services: 800 USG.4YOU

Websites: usg.com
usgdesignstudio.com
sustainableceilings.com
seismicceilings.com

See usg.com for
 the most up-to-date
 product information.

	Product Information					
	Materials	Finishes				
	Painted steel, powder coated aluminum	Standard colors, Advantage colors and custom colors				
Perspective	 <p style="text-align: center;">COMPASSO Standard shown</p>					
Trim Profiles Standard Elite	2", 2-1/4"  Standard - Left Elite - Right	4" 	6" 	8" 	10" 	12" (Standard Only) 
Attachment Clip	<table border="1" style="width: 100%;"> <tr> <td data-bbox="474 1281 954 1757"> COMPASSO Standard  </td> <td data-bbox="954 1281 1537 1757"> COMPASSO Elite  </td> </tr> </table>		COMPASSO Standard 	COMPASSO Elite 		
COMPASSO Standard 	COMPASSO Elite 					

For More Information

Product literature
 System brochure: IC400
 Data sheet: IC309

Online tools
usgdesignstudio.com

Recycled content
 See the Sustainability selector.

Footnotes
 1. High Recycled Content is for COMPASSO Standard only.

HRC High Recycled Content'
 Classified as containing greater than 50% total recycled content. Total recycled content is based on product composition of post-consumer and pre-consumer (post-industrial) recycled content per FTC guidelines.

C² Paired Compàsso™ Channels



C² Paired COMPASSO Channels

LEED Credits


MR				EQ		
Waste Reduction	Recycled Content	Regional Materials ¹	Rapidly Renewable Materials	Low-Emitting Materials	Daylight and Views	Acoustical Performance
●	●	●				

Features and Benefits

- Unique, multi-functional ceiling accents combine form and function.
- Easily integrate lighting and signage; can also be used as way-finding devices.
- Available in straight and curved sections; five sizes; and custom colors to meet any design need.
- Easy to install—suspend from ceiling with hanger wire, cable or rods.

Applications

- Retail spaces
- Contemporary offices
- Education environments
- Entertainment
- Gaming



Call 888.874.2450 for color samples

Painted Metals



Flat White



Silver Satin
002



Brushed Aluminum
PMA12



Plated Chrome
PM66

Wood Tones²



Cherry



Maple



Oak

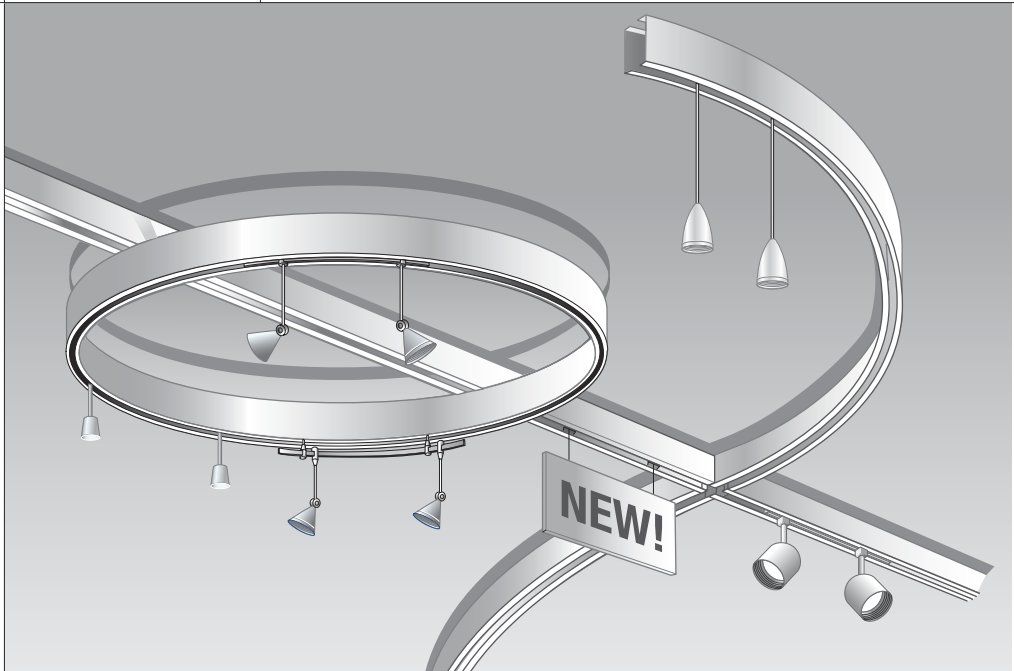
Product Information

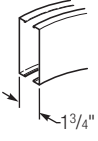
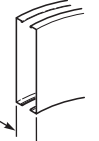
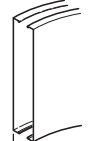
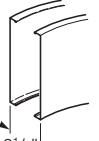
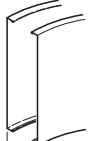
Materials

Painted steel

Custom Designs

Pre-engineered – no field cutting



Size Options	Narrow Reveal (5/8")			Wide Reveal (1-3/8")	
	4"	6"	8"	6"	8"
					

Exposed Hanger Solutions

For ceiling islands and other installations with exposed hanger wires, USG offers stainless steel wire and rope wire with a variety of connectors for an attractive alternative to standard 12-gauge wire. See installation guide IC453 for more information.

For More Information

Product literature

System brochure: IC400
Data sheet: IC401

Online tools

usgdesignstudio.com

Recycled content

COMPASSO channels: 25% recycled content.

Footnote

1. Dependent on location; contact your USG representative.



COMPASSO Slim Perimeter Trim

LEED Credits

Recycled Content: Up to 50%

MR				EQ		
Waste Reduction	Recycled Content	Regional Materials ¹	Rapidly Renewable Materials	Low-Emitting Materials	Daylight and Views	Acoustical Performance
●	●	●				

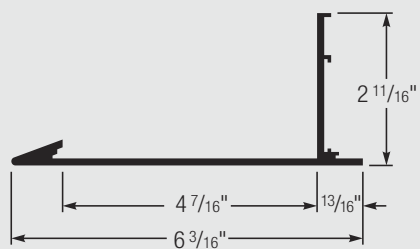
Features and Benefits

- Creates a wide, low-profile edge.
- Dramatically frames ceiling islands.
- An innovative alternative to traditional perimeter trim.
- Extruded aluminum with durable Slim White baked polyester paint finish.
- Precision-engineered to fit DX[®]/DXL[™], CENTRICITEE[™] DXT and FINELINE[®] DXF/DXFF suspension systems.
- Compatible with Square (SQ), Shadowline (SL) and Finline (FL) acoustical panel edge profiles.

Applications

- Contemporary offices
- Entertainment
- Gaming
- High-bay areas
- Retail spaces

Section Detail



Call 888.874.2450 for samples



Slim White

Product Information

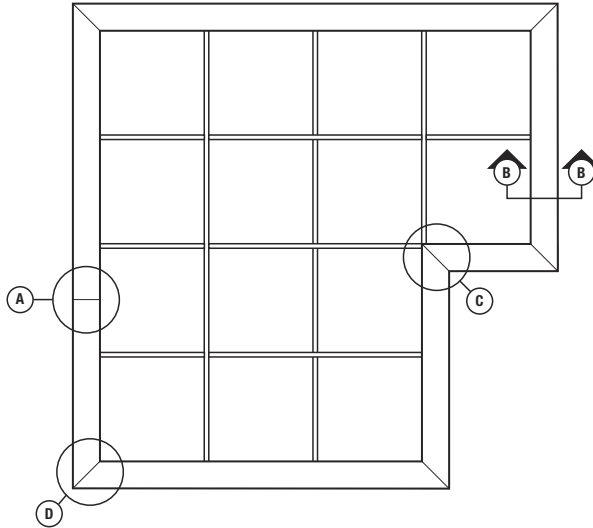
Materials

Extruded aluminum.

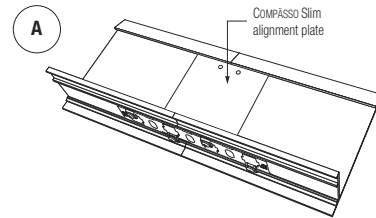
Finishes

Slim White baked polyester paint finish; painted in custom colors.

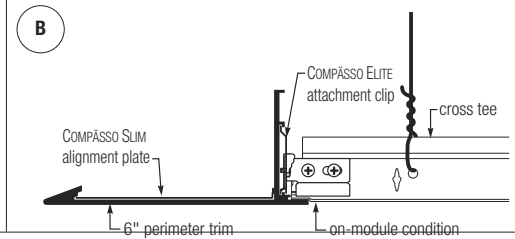
Reflected Plan



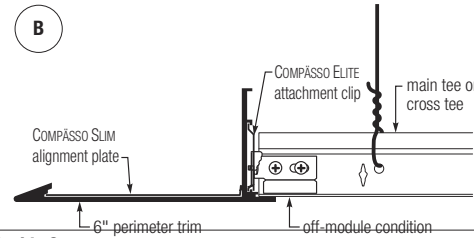
Splice Assembly



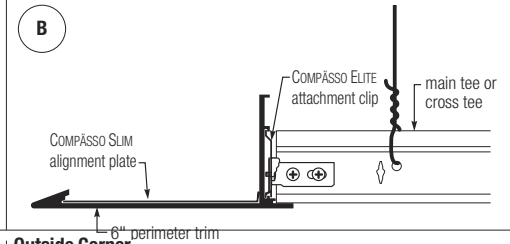
Edge Detail – DX/DXL and CENTRICITEE, Full Module, at Cross Tees



Edge Detail – DX/DXL and CENTRICITEE, Full and Partial Module

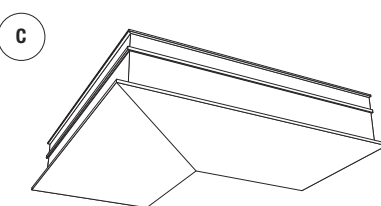


Edge Detail – FINELINE Full and Partial Module

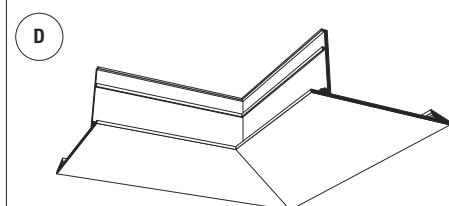


Corner Assembly

Inside Corner



Outside Corner



For More Information

Product literature
Data sheet: IC538

Online tools
usgdesignstudio.com

Recycled Content
Up to 50% recycled content;
100% recyclable.

Footnotes
1. Dependent on location; contact
your USG representative.

Curvatura™ 3-D System



Two-Directional CURVATURA System with Perforation/
CURVATURA 15/16" Suspension System

LEED Credits

Recycled Content: Up to 90%


MR				EQ		
Waste Reduction	Recycled Content	Regional Materials ¹	Rapidly Renewable Materials	Low-Emitting Materials	Daylight and Views	Acoustical Performance ²
●	●	●				●

Features and Benefits

- Create dramatic three-dimensional curved designs that combine shape, texture and lighting
- Curved main tee segments and flexible panels provide endless combinations
- Available in two configurations: One-Directional CURVATURA™ with 2'x6' infill panels, and Two-Directional CURVATURA™ with 2'x2' panels
- Two suspension profiles: traditional CURVATURA (15/16" grid profile) and CURVATURA Elite (9/16" profile with 5/32" reveal)
- Custom colors available

Applications

- Contemporary office environments
- Entertainment, gaming
- High-bay areas
- Retail space




To order samples, go to usg.com

See Metal Finishes selector for panel, suspension and trim color availability.


Painted Metals (HRC Finishes)



Diamondflex®



Wood Tones® (HRC Finishes)



Product Information	
Materials	Finishes
Panel: Available smooth or perforated, in Painted Metals and Diamondflex expanded metal! 2'x2' TRANSLUCENTS™ panels are also available.	
Available with perforation and/or embossing	

Perspective	Two-Directional System	2' x 2' Panels	Available Grid Profile
			Standard CURVATURA Elite

Perspective	One-Directional System	2' x 6' Panels

Curved Components (Available as vaults and valleys)	10' Length	8' Length	6' Length	4' Length
	R = 229"	R = 183"	R = 138"	R = 92"
	R = 153"	R = 122"	R = 92"	R = 61"
	R = 115"	R = 92"	R = 69"	R = 46"
	R = 77"	R = 61"	R = 46"	R = 31"

HRC High Recycled Content
 Classified as containing greater than 50% total recycled content. Total recycled content is based on product composition of post-consumer and pre-consumer (post-industrial) recycled content per FTC guidelines.

For More Information	Product literature System brochure: IC399 Data sheet: IC310 Design selector: IC36108 Perforation selector: IC425	Online tools usgdesignstudio.com usg.com/resources/onlinetools/ CurvaturaDesignCenter.jsp	Recycled Content CURVATURA aluminum panels: up to 90% recycled content; Steel panels: 25% recycled content. Suspension: 25% recycled content.	Footnote 1. For details, see LEED report generator at usgdesignstudio.com. 2. Requires perforation and AcoustiBOND backer. 3. Diamondflex and Wood Tone panels available for Two-Directional CURVATURA.
-----------------------------	---	---	---	---



High Recycled Content



GEOMETRIX 3" Flat Panels and 3" Wedge Panels/
DOWN CENTRICITEE DXT Suspension System

LEED Credits

Recycled Content: Up to 90%


MR			EQ			
Waste Reduction	Recycled Content	Regional Materials ¹	Rapidly Renewable Materials	Low-Emitting Materials	Daylight and Views	Acoustical Performance ²
●	●	●				●

Features and Benefits

- Multiple profiles and depths lend new dimension to ceiling and wall design
- Panel depths ranging from 1-1/4" to 3" allow a spectrum of possibilities, from subtle textures to bold rhythms
- 2'x2' lay-in panels are compatible with 9/16" and 15/16" DOWN® brand suspension systems.
- Solid or perforated panels
- Available in Flat White, Silver Satin and custom colors for design versatility

Applications

- All commercial applications



To order samples, go to usg.com

Painted Metals (HRC Finishes)



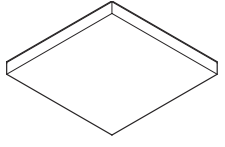
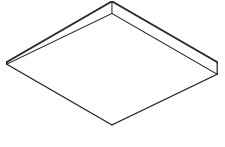
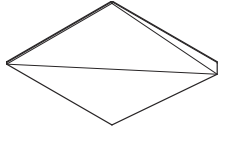
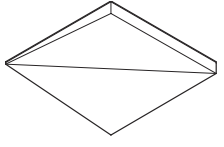
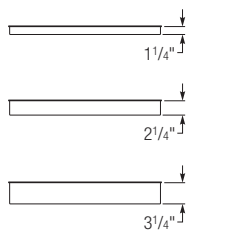
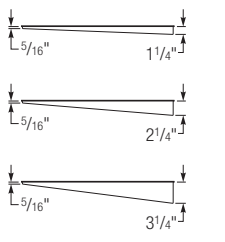
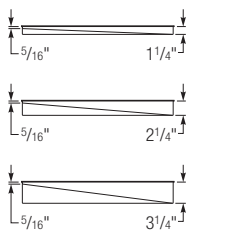
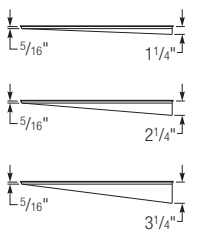
Flat White

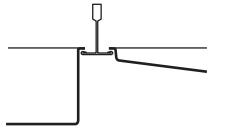
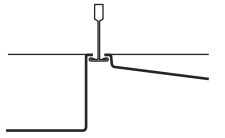
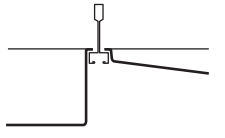
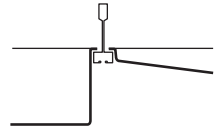


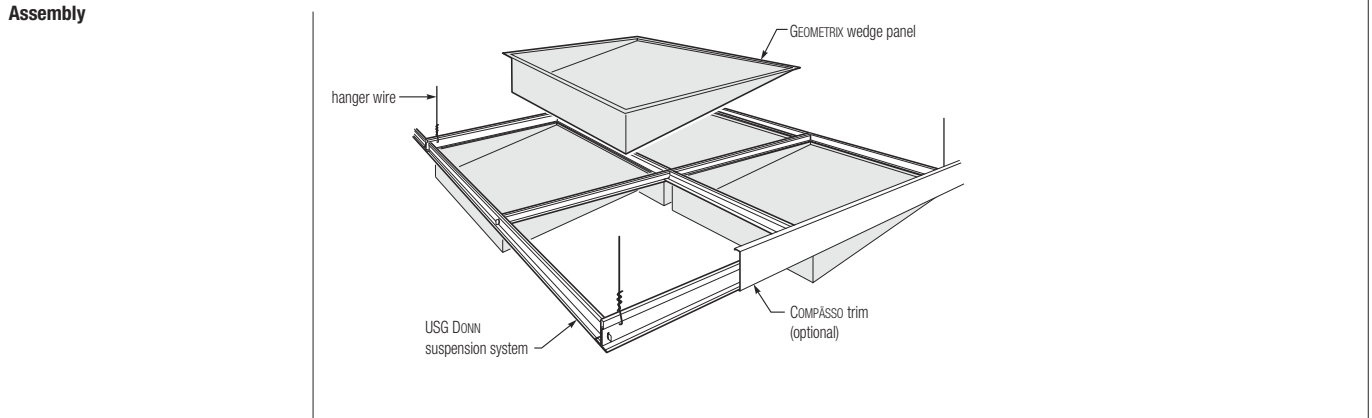
Silver Satin
002

Product Information		
Materials	Size and Weight	Finishes
Panels: Aluminum ³	Panels: 2' x 2'; Panel weight (for 3" deep flat panel): 0.75 lbs./sf.	Panels are available in smooth metal or in a choice of five perforated patterns (C375, D250, D375, C062 and C062A). A black ACOUSTIBOND [®] backer is included on all perforated panels unless otherwise specified. ACOUSTIBOND backer is also available in white.

Acoustics	Description	Optional Acoustical Material	Sound Rating – NRC	
			Perforation A062	Perforation A116
	Perforated panel	ACOUSTIBOND™ backer	.65	.70
	Perforated panel	1-1/2", 6 lb. density fiberglass (by others)	.90	.95
	Perforated panel	2", .75 lb. fiberglass in poly bag (by others)	.85	.90

Panels	Configurations	Flat^{4,5}	Wedge⁴	Inside Wedge Corner	Outside Wedge Corner
					
	Depths				

Edge Details	GEOMETRIX Panels with 15/16" DX®/DXL™ Suspension	GEOMETRIX Panels with 9/16" CENTRICITEE™ DXT Suspension	GEOMETRIX Panels with 9/16" FINELINE® DXF Suspension	GEOMETRIX Panels with 9/16" FINELINE® 1/8 DXFF Suspension
				



<p>For More Information</p> <p>Product literature System brochure: IC437 Data sheet: IC424</p> <p>Recycled content GEOMETRIX aluminum panels: up to 90% recycled content.</p>	<p>Online tools usgdesignstudio.com usg.com/resources/online-tools/topogeo/index.jsp</p>	<p>Footnotes</p> <ol style="list-style-type: none"> 1. For details, see LEED report generator at usgdesignstudio.com. 2. Requires perforation and ACOUSTIBOND backer. 3. GEOMETRIX panels meet ASTM E84 Class A requirements for surface burning characteristics. 4. Available pre-engineered utility circles accommodate lighting and utilities. 5. Also available with 5/16" depth. 	<p>HRC High Recycled Content</p> <p>Classified as containing greater than 50% total recycled content. Total recycled content is based on product composition of post-consumer and pre-consumer (post-industrial) recycled content per FTC guidelines.</p>
--	---	---	--

Geometrix™ Wall-Mount Solution



GEOMETRIX 3" Wedge Panels

LEED Credits

MR				EQ		
Waste Reduction	Recycled Content	Regional Materials ¹	Rapidly Renewable Materials	Low-Emitting Materials	Daylight and Views	Acoustical Performance ²
●	●	●				●

Features and Benefits

- 2'x2' panels install vertically on walls using a system of easily installed mounting tracks, installation clips and perimeter trim.
- Create dimensional focal walls that define space and highlight functional areas.
- Available solid or perforated.
- Wall-mount solution also available for CELEBRATION metal panels. See IC508.
- Custom colors available for design versatility.

Applications

- Offices
- Entertainment
- Gaming
- Hospitality
- Transportation terminals



Call 888.874.2450 for color samples

Painted Metals



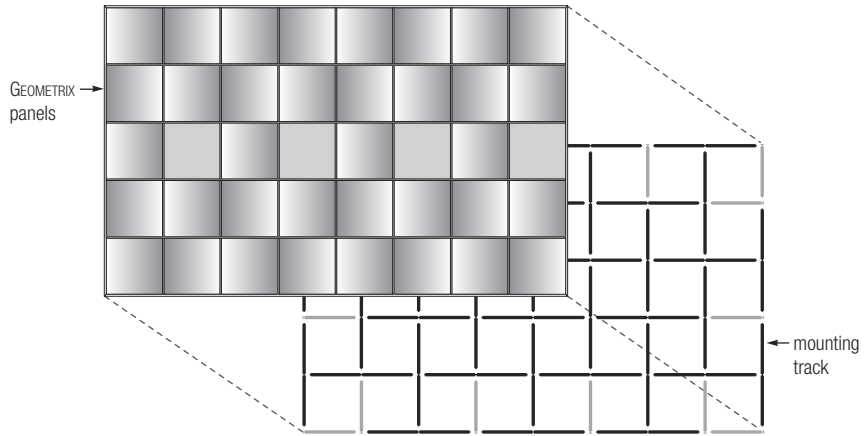
Flat White



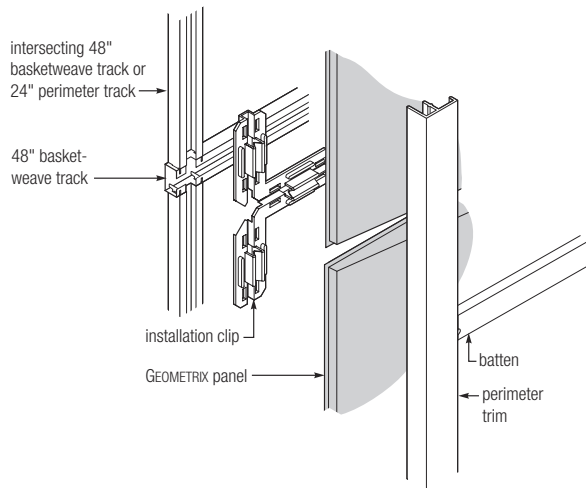
Silver Satin
002

Product Information		
Materials	Finishes	Size
Aluminum panels. ³	Panels are available in smooth metal or in a choice of five perforated patterns (C375, D250, D375, C062 and C062A). Black ACOUSTIBOND® backer included on perforated panels unless otherwise specified. ACOUSTIBOND backer also available in white.	2' x 2'

Assembly Overview



Assembly



Acoustics

		Perforation Pattern				
		C062	C062A	C375	D250	D375
		Open Area				
		2%	9%	10%	11%	11%
Panel	Size	Estimated NRC ⁴				
Flat	3"	0.65	0.80	0.85	0.85	0.85
	2"	0.50	0.55	0.65	0.65	0.65
	1"	0.30	0.30	0.40	0.40	0.40
	5/16"	0.20	0.20	0.20	0.20	0.20
Wedge	3"	0.55	0.60	0.65	0.65	0.65
	2"	0.50	0.50	0.50	0.50	0.50
	1"	0.40	0.40	0.40	0.40	0.40
Inside Corner Wedge	3"	0.55	0.65	0.70	0.70	0.70
	2"	0.50	0.55	0.60	0.60	0.60
	1"	0.45	0.45	0.45	0.45	0.45
Outside Corner Wedge	3"	0.50	0.55	0.60	0.65	0.65
	2"	0.40	0.45	0.50	0.50	0.50
	1"	0.35	0.35	0.35	0.35	0.35

For More Information

Product literature
Data sheet: IC540
Tip sheet: IC508

Online tools
– usgdesignstudio.com
– usg.com/resources/onlinetools/topogeo/index.jsp

Recycled content
GEOMETRIX aluminum panels: 70% recycled content. Mounting track: 25% recycled content.

Wall Flatness
As detailed, the wall should be flat, within about 1/2"; any out-of-flat condition will be noticeable along the bottom edge of perimeter trim. With shimming and framing, the wall could be almost any condition, so long as the perimeter appearance can be made subjectively acceptable.

Wall Applications
The systems described here are for wall applications only. GEOMETRIX panels should not be installed as a ceiling using wall-mount hardware. Ceiling applications require an approved DOWN® brand suspension system.

Interior Use Only
Wall-mounted system designed for interior applications only.

Impact Protection
Because GEOMETRIX panels were designed for ceiling applications and not to withstand impacts from foot traffic, rolling carts and other incidental contact, USG strongly recommends that panels be installed above or away from floor activity.

Footnotes
1. Dependent on location; contact your USG representative.
2. Requires perforation and ACOUSTIBOND backer.

3. GEOMETRIX panels meet ASTM E84 Class A requirements for Surface Burning Characteristics.
4. NRC estimated based on testing per ASTM C423, Standard Test Method for Sound Absorption and Sound Absorption Coefficients by the Reverberation Room Method.

Patents
Patents pending.



GRIDWARE Suspension System (GWDWX) with 2' x 2' Cells in Custom Color/
8" COMPASSO Perimeter Trim in Matching Color

LEED Credits

MR			EQ			
Waste Reduction	Recycled Content	Regional Materials ¹	Rapidly Renewable Materials	Low-Emitting Materials	Daylight and Views	Acoustical Performance
●	●	●				

Features and Benefits

- Open-cell suspension system painted 360°.
- Tees punched with only the necessary cross tee holes for a clean look.
- Available in three standard grid profiles: 15/16", and 1-1/2".
- Simple system readily accommodates standard 2' x 4' and 2' x 2' lay-in light fixtures and air diffusers.
- Custom colors available.

Applications

- Accent areas
- Hospitality
- Retail spaces



Call 888.874.2450 for color samples

Painted Metals




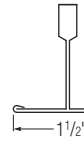


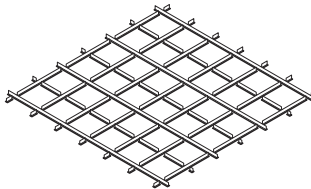
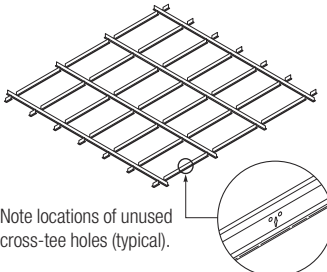
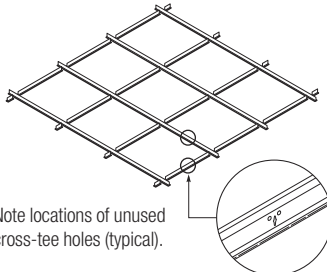
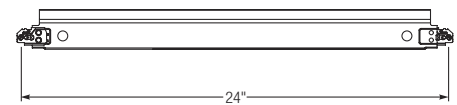
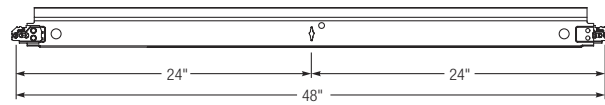
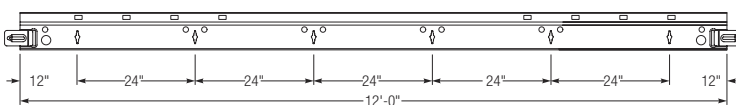
Flat White



Silver Satin
002



Flat Black

	Product Information			
	Materials	Typical Sizes	Finishes	
	Double-web, hot-dipped galvanized steel body and steel cap with chromated cross-tee clip.	2' x 2' module; 2' x 2', 2' x 4' and 4' x 4' cells	– GWDX stocked in Flat Black, Flat White, and Silver Satin pre-painted, baked polyester paint finishes with exposed chromate cross tee clips; touch-up paint is available to field-paint cross tee clips to match the finish. Spray-painted, baked polyester finish with 100% tee coverage available as a special order. – GWDXW and GWDXT available as a special order only; finish is spray-painted, baked polyester with 100% tee coverage.	
Face Options	GWDX	GWDXW	GWDXT	GWM9 – Wall Angle
				
Design Options	2' x 2' Openings		2' x 4' Openings	4' x 4' Openings
			 <p>Note locations of unused cross-tee holes (typical).</p>	 <p>Note locations of unused cross-tee holes (typical).</p>
GRIDWARE Components	24" Cross Tee			
				
	48" Cross Tee			
				
	12' Main Tee			
				

Exposed Hanger Solutions
 For ceiling islands and other installations with exposed hanger wires, USG offers stainless steel wire and rope wire with a variety of connectors for an attractive alternative to standard 12-gauge wire. See installation guide IC453 for more information.

For More Information


Product literature
 System brochure: IC35104
 Data sheet: IC312

Online tools
usgdesignstudio.com

Recycled content
 GRIDWARE suspension:
 25% recycled content.

Footnotes
 1. Dependent on location; contact your USG representative.

Go Your Own Way



This exciting new ceiling system creates islands, canopies, radial ceilings and other dynamic shapes that define space and architectural features – all based on your own design concept! Collaborate with USG to tailor a ceiling to the shape of your space, and we'll bring it to reality with custom-manufactured components that fit together with precision.

LIBRETTO Overlapping Serpentine Islands with Contoured Perforation
and White ACOUSTIBOND Backer



Libretto™ Gridless Metal Ceiling System

Specialty Ceilings

Gridless Metal Ceiling System

The Libretto™ gridless metal ceiling system features individually fabricated aluminum panels that interconnect to form a continuous, uninterrupted plane supported by a concealed, custom-fit carrier system. Now you can highlight the curves and angles of your Libretto ceiling with perforations that follow the contours of your unique design.

LIBRETTO Island with Custom Perforation and White ACOUSTIBOND Backer

Radial Applications



Made with the latest computer-controlled manufacturing technology, Libretto ceilings offer unprecedented accuracy, ensuring that even the largest assemblies provide a seamless fit. Design expansive concentric and multi-level radial designs with confidence, bringing intimacy and interest to large spaces such as amphitheaters, showrooms and auditoriums.

LIBRETTO Radial Island with Contoured Perforation and White ACOUSTIBOND Backer

Follow the Contours of Your Unique Design

Specialty Ceilings

Gridless Metal Ceiling System

Each assembly is manufactured for turnkey installation and delivered complete, assuring that the installation looks just as you envisioned.

LIBRETTO Overlapping Serpentine Islands with Contoured Perforation and White ACOUSTIBOND Backer

Tandem Islands



Libretto ceilings provide an excellent solution for creating visual impact in conference rooms, retail spaces and reception areas. The shape and perforation pattern is fully customizable, allowing you to highlight functional zones, echo the shape of workstations or open floor area, and draw attention to architectural details.

LIBRETTO Rectangular Islands with Standard Perforation Pattern D250



Multiple Islands



Specialty Ceilings

Gridless Metal Ceiling System

Enhance visual energy by repeating and nesting shapes. Align multiple islands to accentuate linear space and provide wayfinding. Or, group islands in tandem to break up bland expanses with geometric impact. Islands may also be positioned at varying heights to reflect the scale of high spaces.

LIBRETTO Overlapping Serpentine Islands with Contoured Perforation and White ACOUSTIBOND Backer

Libretto™ Gridless Metal Ceiling System



High Recycled Content



LIBRETTO Serpentine Island with Contoured Perforation

LEED Credits

Recycled Content: Up to 90%

MR				EQ		
Waste Reduction	Recycled Content	Regional Materials ¹	Rapidly Renewable Materials	Low-Emitting Materials	Daylight and Views	Acoustical Performance
●	●	●				

Features and Benefits

- Collaborate with USG to create a custom design tailored to your space
- Individually fabricated aluminum panels interconnect to form a continuous, uninterrupted plane
- Carrier system is concealed and custom-fit, with choice of three perimeter profiles to achieve proper scale
- Now you can request a contoured pattern that follows the shape of your LIBRETTO™ ceiling, specify a custom graphic or select a standard pattern for a square or rectangular ceiling

Applications

- Contemporary office environments
- Entertainment, gaming
- High-bay areas
- Retail space



To order samples, go to usg.com

Painted Colors (HRC Finishes)

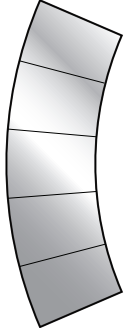
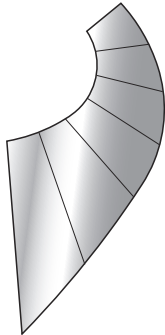
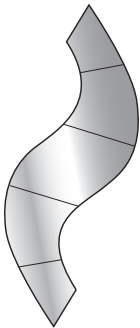
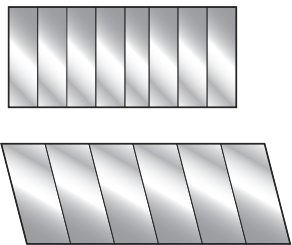


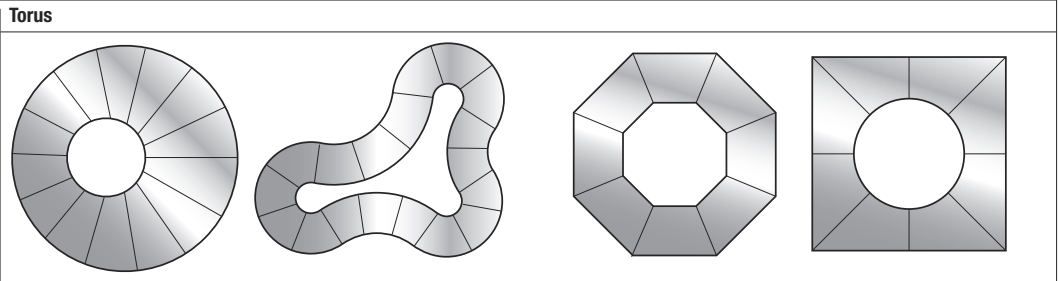
Flat White



Silver Satin
002

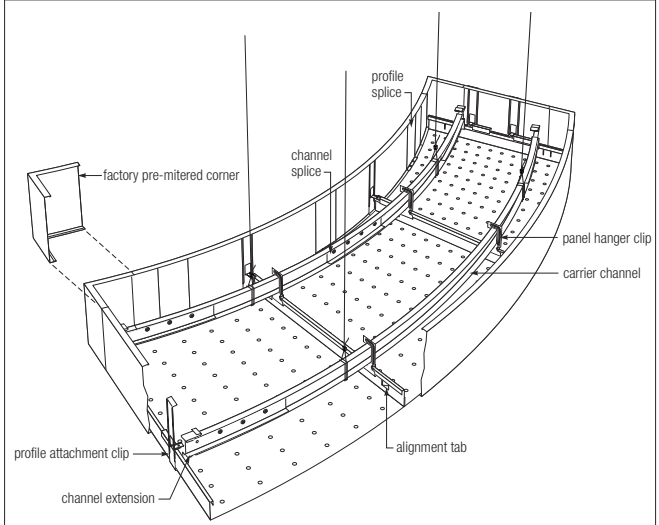
Product Information			
Materials	Perimeter Profile	Plenum Depth	Finishes
Panels: Aluminum Carrier system: Cold-rolled steel Edge profile: Cold-rolled steel	4", 6" or 8" in height.	Minimum 12", with 8" clearance above top edge of perimeter profile.	Panels available perforated with a contoured pattern that follows the shape of your ceiling, a custom graphic pattern, or a standard pattern for a square or rectangular ceiling. Optional black or white ACOUSTIBOND® backer available. Smooth, unperforated metal also available.

Details	Design Concepts	Radial	Crescent	Serpentine	Four-sided Polygon
					



Assembly

View from Above



Exposed Hanger Solutions

For ceiling islands and other installations with exposed hanger wires, USG offers stainless steel wire and rope wire with a variety of connectors for an attractive alternative to standard 12-gauge wire. See installation guide IC453 for more information.

For More Information

Product literature
 System brochure: IC525
 Data sheet: IC526

Online tools
usgdesignstudio.com

Recycled content
 LIBRETTO aluminum panels: up to 90% recycled content; LIBRETTO suspension and trim: 25% recycled content.

Footnotes
 1. For details, see LEED report generator at usgdesignstudio.com.

Patents
 Patents pending.

HRC High Recycled Content
 Classified as containing greater than 50% total recycled content. Total recycled content is based on product composition of post-consumer and pre-consumer (post-industrial) recycled content per FTC guidelines.



PANZ Metal Ceiling Panels (FL edge) in Flat White/
DONN CENTRICITEE DXT Suspension System

LEED Credits

Recycled Content: Up to 90%


MR				EQ		
Waste Reduction	Recycled Content	Regional Materials ¹	Rapidly Renewable Materials	Low-Emitting Materials	Daylight and Views	Acoustical Performance ²
●	●	●				●

Features and Benefits

- Simple lay-in design provides 100% access
- ACOUSTIBOND® sound backer produces .65 NRC without additional acoustical material when panels are installed within an enclosed plenum (minimum plenum depth: 18")
- Available in numerous perforation patterns (see pages 42-47)
- Creates reveal edge on field-cut panel
- Available with same edge details as USG acoustical panels

Applications


- Computer and utility rooms
- Entertainment
- Gaming
- Frequently accessed plenums



To order samples, go to usg.com

See IC415 for color and perforation availability.


Diamondflex²



Painted Metals (HRC Finishes)




Premium Metals



Wood Tones (HRC Finishes)

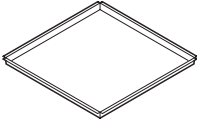
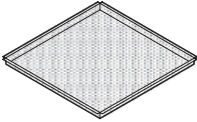
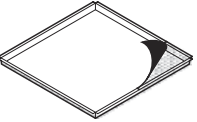


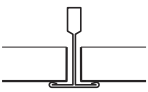
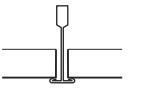
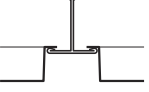
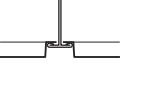
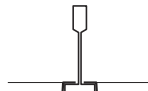
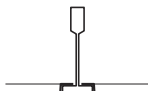
Anodized Metals



Product Information		
Materials	Available Sizes	Finishes
Panels: Aluminum	2' x 2', 2' x 4', 4' x 4'	2' x 2' panels available with perforation and/or embossing. (see pages 42-47 for other perforation options)

Acoustics	Description	Optional Acoustical Material	Sound Rating – NRC	
			Perforation A062	Perforation A116
	Perforated panel	ACOUSTIBOND backer ⁴	.65	.70
	Perforated panel	1-1/2", 6 lb. density fiberglass (by others)	.90	.95
	Perforated panel	2", .75 lb. fiberglass in poly bag (by others)	.85	.90

Panels	Smooth Panel	Perforated Panel	Perforated Panel with ACOUSTIBOND³ Backer
			

Edge Details	Square Edge with 15/16" DX®/DXL™ Suspension	Square Edge with 9/16" CENTRICITEE™ DXT Suspension	Shadowline Edge with 15/16" DX/DXL Suspension	Fineline Edge with 9/16" CENTRICITEE DXT Suspension
				
	Fineline Edge with 9/16" FINELINE® DXF Suspension	Fineline Edge with 9/16" FINELINE® 1/8 DXFF Suspension		
				

HRC High Recycled Content
 Classified as containing greater than 50% total recycled content. Total recycled content is based on product composition of post-consumer and pre-consumer (post-industrial) recycled content per FTC guidelines.

For More Information

Product literature
 System brochure: IC415
 Data sheet: IC314

Online tools
 usgdesignstudio.com

Light reflectance
 Flat White: LR-0.8 (less with perforations).

Recycled content
 PANZ aluminum panels: up to 90% recycled content.

Footnote
 1. For details, see LEED report generator at usgdesignstudio.com.
 2. Requires perforation and ACOUSTIBOND backer.
 3. ACOUSTIBOND backer not standard with DIAMONDFLEX panels.

Panz® Planks and Large Sizes



600mm x 1050mm PANZ Field Panels, 400mm x 1800mm PANZ Channel Panels

LEED Credits

MR				EQ		
Waste Reduction	Recycled Content	Regional Materials ¹	Rapidly Renewable Materials	Low-Emitting Materials	Daylight and Views	Acoustical Performance ²
●	●	●				●

Features and Benefits

- Range of sizes for large-module ceilings.
- Available in numerous painted colors and Wood Tones, and a range of perforation patterns.
- Simple lay-in design provides 100% access.
- Perforated panels with ACOUSTIBOND® sound backer produce .65 NRC without additional acoustical material (enclosed plenum, minimum depth 18”).
- Available with same edge details as USG acoustical panels.

Applications

- Computer and utility rooms
- Entertainment
- Gaming
- Frequently accessed plenums



Call 888 874.2450 for color samples

See IC415 for color and perforation availability.

Painted Metals



Flat White



Silver Satin
002



Metallic Copper
1690



Metallic Gold
1691



Metallic Oyster
1652

Wood Tones³



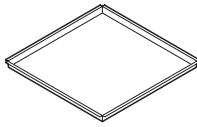
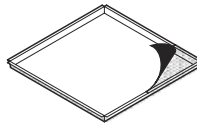
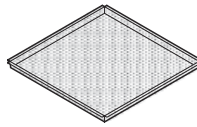
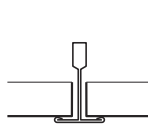
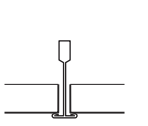
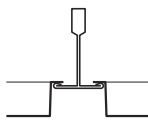
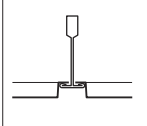
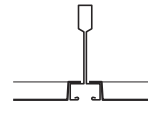
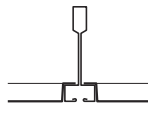
Cherry



Maple



Oak

Product Information				
Materials		Typical Sizes		
Aluminum Panels		1' x 4', 1' x 5', 20" x 60", 2' x 6', 2' x 8', 30" x 60",		
Acoustics	Description	Optional Acoustical Material	Sound Rating – NRC	
			Perforation A062	Perforation A116
	Perforated panel	ACOUSTIBOND backer	.65	.70
	Perforated panel	1-1/2", 6 lb. density fiberglass	.90	.95
Perforated panel	2", .75 lb. fiberglass in poly bag	.85	.90	
Panels	Smooth Panel	Perforated Panel – ACOUSTIBOND Backer Standard	Perforated Panel (No Backer – Optional)	
				
Edge Details	Square Edge with 15/16" DX®/DXL™ Suspension	Square Edge with 9/16" CENTRICITEE™ DXT Suspension	Shadowline Edge with 15/16" DX/DXL Suspension	Fineline Edge with 9/16" CENTRICITEE DXT Suspension
				
	Fineline Edge with 9/16" FINELINE® DXF Suspension	Fineline Edge with 9/16" FINELINE® 1/8 DXFF Suspension		
				

For More Information

Product literature

System brochure: IC415
Data sheet: IC541

Online tools

– usgdesignstudio.com
– usg.planks.pivotinteractive.com

Light reflectance

Flat White: LR-0.8
(less with perforations).

Recycled content

PANZ aluminum panels:
70% recycled content.

Footnote

1. Dependent on location; contact your USG representative.
2. Requires perforation and ACOUSTIBOND backer.
3. Available for 1'x 4', 1'x 5', 20" x 60" and 2'x 6' panels.



PARALINE Linear Metal Ceiling System with Field-Applied Custom Paint

LEED Credits

Recycled Content: Up to 90%

MR				EQ		
Waste Reduction	Recycled Content	Regional Materials ¹	Rapidly Renewable Materials	Low-Emitting Materials	Daylight and Views	Acoustical Performance ²
●	●	●				●

Features and Benefits

- Elegant linear metal ceiling system features 12' long metal pans attached to a specially engineered suspension system
- Closed-reveal PARALINE II pans are appropriate for exterior ceiling applications under protected soffits.
- Snap-up design offers unlimited access with minimum plenum depth requirements
- Wind load tested (120 mph) with proper bracing and exterior framing
- Available with perforated pans for PARALINE II for NRC ratings as high as .95 when backed with fiberglass (A-062 perforation pattern only)

Applications

- Exterior soffits
- High-bay areas
- Retail stores
- Transportation terminals



To order samples, go to usg.com

Painted Metals (HRC Finishes)



Flat White



Silver Satin
002



Metallic Copper
1690



Metallic Gold
1691



Metallic Oyster
1652

Anodized Metals



Brushed Aluminum
PIA12



Polished Aluminum
PM61



Polished Brass
PM21



Satin Chrome
PM614

	Product Information		
	Materials	Typical Sizes	Finishes
	PARALINE I, II, and III: Aluminum	3-1/4" x 12', 7-1/4" x 12'	Perforation available: PARALINE II only.
PARALINE II Perforation Pattern		Round—1/16" perforations .235 o.c., 5% open area (Perforation shown 50% actual size)	
Details	PARALINE I	PARALINE II	PARALINE III
	PARALINE I ceilings use 3-1/4" wide pans with roll-finished edges. Once assembled, the pans provide an open reveal for excellent acoustical control (sound is absorbed by acoustical material in the plenum).	PARALINE II ceilings maintain the 3-1/4" wide pan dimension, but are constructed with integral flanges that overlap to form a reveal closure that is appropriate for exterior soffit applications. Perforated available.	PARALINE III ceilings have bolder, 7-1/4" wide pans for larger-scale applications. Pans have a roll-finished edge to provide the same open reveal as PARALINE I with similar acoustical control.
Perspective	USG Drywall Suspension System or CURVATURA Suspension For PARALINE Wave Ceilings		
	<p>HRC High Recycled Content Classified as containing greater than 50% total recycled content. Total recycled content is based on product composition of post-consumer and pre-consumer (post-industrial) recycled content per FTC guidelines.</p>		

For More Information

Product literature
System brochure: IC463
Data sheet: IC315

Online tools
usgdesignstudio.com


Fire-rated designs
UL fire-rated design number D-218 rating for 2-hour or 3-hour restrained or unrestrained assembly and 3-hour unrestrained beam rating.

Light reflectance
Flat White: LR-0.80 (less with perforations and other colors).

Recycled content
PARALINE: up to 90% recycled content.

Footnote
1. For details, see LEED report generator at usgdesignstudio.com.
2. PARALINE II with perforation and fiberglass backing.

Topo™ 3-Dimensional System



Topo System 12 with Clear Translucent Panels/
DONN Topo Suspension System in Silver Satin with Silver Laser Trim

System at a Glance

Transform flat ceiling planes into gently rolling landscapes with pre-formed panels that install easily into the narrow-profile DONN® brand Topo suspension system.

Features and Benefits

- Two system depths (8" and 12") create varying ceiling topographies.
- Translucent and opaque Lexan® infill panels in five colors enhance existing lighting for added visual interest.
- Optional pre-engineered utility circles accommodate additional lighting and utility access.

Applications

- All commercial applications



Call 888.874.2450 for color samples



Clear
Translucent



Blue
Translucent



Glass Green
Translucent



White
Translucent



White
Opaque

		Product Information		
		Materials	Size and Weight	Module Size
		Panels: Pre-formed Lexan. Material thickness 0.04". Suspension system: Extruded aluminum available in color-coordinated finishes. Edge trim system: painted cold-rolled steel.	Panels: 2' x 2'. System weight: 0.5 lbs./sf.	Full 2' x 2' modules only.
Finishes	Color	Light Transmission	Topo Suspension System Coordinating Colors	
	Clear Translucent	94%	Silver Satin	
	Blue Translucent	78%	Topo Blue	
	Glass Green Translucent	77%	Topo Glass Green	
	White Translucent	26%	Flat White	
	White Opaque	8%	Flat White	
Details	System Profiles	Topo System 8		Topo System 12
	Assembly (View from Below)			

Exposed Hanger Solutions
 For ceiling islands and other installations with exposed hanger wires, USG offers stainless steel wire and rope wire with a variety of connectors for an attractive alternative to standard 12-gauge wire. See installation guide IC453 for more information.

For More Information

Product literature

System brochure: IC438
 Data sheet: IC422

Online tools

- usgdesignstudio.com
 - usg.com/resources/online/tools/topogeo/index.jsp

Recycled content

Topo panels: 0% recycled content.
 Topo suspension: 50% recycled content.
 Topo trim 25% recycled content.

Code approval

LEXAN infill panels meet Class A requirements for flame spread and smoke developed as defined by ASTM E1264, NFPA and IBC (UBC) as tested in accordance with ASTM E 84.



TRANSLUCENTS Luminous Infill Panels/
CENTRICITEE DXT Suspension System

Features and Benefits

- Fully accessible translucent (luminous) infill panels
- Panels can be used with standard Down® brand DX®/DXL™, CENTRICITEE™ DXT, CURVATURA™ 3-D System and GridWARE™ suspension systems
- Available in 7 finishes: Lexan® (2 color choices), Natural (4 color choices), Woven (3 color choices), Industrial (2 color choices) Shimmer (2 color choices), Textiles (7 color choices) and Embossed (2 color choices)
- 2' x 2' panels (23-3/4" x 23-3/4") in all finishes
- 2' x 6' panels (23-3/4" x 71-3/4") in all finishes
- Woven, Shimmer, Textiles, Industrial and natural finishes contain a minimum 40% recycled content
- Embossed acrylic panels contain a minimum of 50% recycled content
- Class A finish rating only applies to the Lexan panels. Others are Class B
- Coordinating suspension and trim colors as well as larger color swatches can be found on the Translucents Finishes page (IC552)

Applications

- Lobbies
- Contemporary office environments
- Entertainment, gaming areas
- High-bay areas
- Retail stores

MR				EQ		
Waste Reduction	Recycled Content	Regional Materials	Rapidly Renewable Materials	Low-Emitting Materials	Daylight and Views	Acoustical Performance
●	●					

To order samples, go to usg.com

Lexan®

Glass Green Matte, Clear Matte

Natural

Leaves™, Searchlight™, Paper Leaf™, Woodland™

Woven

Blush™, Iris™

Industrial

White Mesh™, Silver Spun™

Shimmer

Mandarin Iridescent™, Blue Ice™

Textiles

White Fiberoptic™, Matrix™, Avanti™, Lipstick Meander™, White Meander™, Cache White™, Heatwave™

Embossed

Ovalesque Frost™, Rain™



Product Information			
Materials	Typical Sizes		System Weight
	Nominal	Actual	
Glass Green, Clear – 0.060" Lexan	2'x 2'	23-3/4"x 23-3/4"	Approximately 0.7 lbs per sq. ft.
Woven, Shimmer, Textiles, Natural, Industrial – 0.118" PETG	2'x 2' 2'x 6'	23-3/4"x 23-3/4" 23-3/4"x 71-3/4"	Approximately 0.9 lbs per sq. ft.
Embossed Acrylic	2'x 2' 2'x 6'	23-3/4"x 23-3/4" 23-3/4"x 71-3/4"	Approximately 0.9 lbs per sq. ft.

Acoustics This product does not offer any acoustical properties.

Lighting For Transluents panels, fluorescent strip fixtures should be placed a minimum of 18" above the ceiling and 18" o.c. for best results.

Suspension Systems Lays into standard DX/DXL, CENTRICITEE DXT, CURVATURA 3-D system and GridWARE suspension systems.

For More Information

Product literature

Data sheet: IC406

Online tools

usgdesignstudio.com

This product is produced to order and will vary from batch to batch—panels ordered at the same time will be produced together and will be identical. USG cannot guarantee batch to batch consistency.

Code approval

Lexan infill panels meet Class A requirements for flame spread and smoke developed as defined by ASTM E1264, NFPA and IBC (UBC) as tested in accordance with ASTM E84. Transluents panels meet Class B requirements for flame spread and smoke developed as defined by ASTM 1264 and as tested in accordance with ASTM E84. (40/175) USG Transluents panels also meet

Class A requirements of NFPA and IBC (UBC) as interior finishes, not to be part of an air supply/return system. Designers and installers are advised to consult a fire protection engineer, NFPA 13 and their local codes for guidance where automatic fire detection and suppression systems are present.

Weight

0.374 lb./sq. ft. (Lexan Glass Green

Matte and Clear Matte)
0.900 lb./sq. ft. (Woven, Textiles, Shimmer, Natural, Industrial, Embossed)

Recycled content

Lexan panels: 0% recycled content. 100% recyclable.
Woven, Textiles, Shimmer, Natural, Industrial panels: min. 40% recycled content. 100% recyclable.
Embossed panels: 50% recycled content. 100% recyclable.



TRANSPARENCIES Luminous Ceiling System

Features and Benefits

- Fully accessible luminous ceiling system provides the aesthetic of sunlit glass block with just a fraction of the weight, cost, and installation time of real glass.
- Panels consist of nine injection-molded 8" x 8" blocks, factory assembled into a 2' x 2' lay-in panel for fast installation and full accessibility.
- Special DOWN® brand CENTRICITEE™ DXT suspension system is texturized to create "mortar joints."
- 8" x 8" highlighters, available in five translucent colors, change the color of an individual block or an entire panel.

Applications

- Accent areas
- Grocery stores
- Libraries
- Retail stores

Call 888.874.2450 for color samples

Highlighters



Red



Green



Yellow



Blue







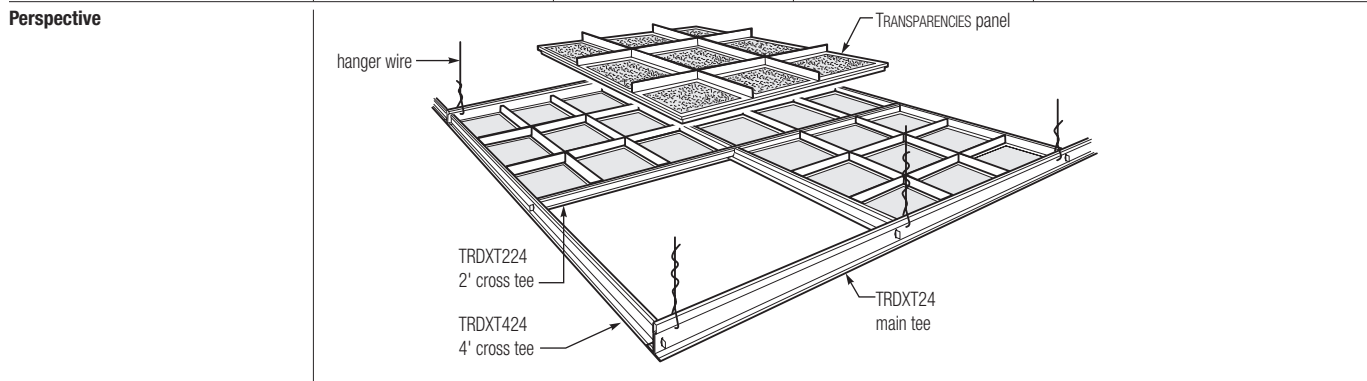
Orange



Product Information				
Materials	Finishes	Typical Sizes	Module Size	Weight
Blocks: 100% acrylic. Grid: Steel.	Panels: Clear Highlighters: Red, Green, Yellow, Blue, and Orange—change color of one block (8" x 8") or the entire panel (2' x 2').	2' x 2'	Full 2' x 2' modules only.	Approximately 1-1/2 lbs. per sq. ft.

Plenum Depth	Plenum depth requirements are generally a function of lamp spacing. The minimum recommended plenum depth for uniform lighting distribution is 18", measured from the bottom of the fluorescent tubes to the bottom of the grid.
Acoustics	If noise reduction is vital, adjacent ceiling, wall, and floor materials should be chosen with consideration of their acoustical properties.
Lighting	Fluorescent strip fixtures should be placed a minimum of 18" above the ceiling and 18" o.c. for best results.
Grid Layout	Each 2' x 2' TRANSPARENCIES panel consists of nine 8" simulated glass block squares spaced 9/16" apart. Center lines of main and cross runner T-bar webs are exactly on module lines.
Code Approval	Permitted for use where Class 1 finish materials are required under the provisions of Chapter 8 (1997) of the Uniform Building Code. The roll-formed grid is Class A and non-combustible. Load limits of the grid exceed those imposed by the TRANSPARENCIES system when installed in accordance with manufacturer instructions.

Patterns	Ice Cube 	Icicle 	Melting Ice 	Crushed Ice 
-----------------	---	---	---	--



Exposed Hanger Solutions
For ceiling islands and other installations with exposed hanger wires, USG offers stainless steel wire and rope wire with a variety of connectors for an attractive alternative to standard 12-gauge wire. See installation guide IC453 for more information.

For More Information	Product literature Data sheet: IC324	Online tools usgdesignstudio.com	Recycled content Contact Technical Service at 800.USG.4YOU.
-----------------------------	--	--	---



High Recycled Content



WireWorks Open-Cell Ceiling Panels, Weave Pattern/
GridWARE GWDX Suspension System in Silver Satin

LEED Credits

Recycled Content: Up to 100%

MR				EQ		
Waste Reduction	Recycled Content	Regional Materials ¹	Rapidly Renewable Materials	Low-Emitting Materials	Daylight and Views	Acoustical Performance
●	●	●				

Features and Benefits

- Metal, woven lay-in panels with powder-coated finish are abuse resistant and highly durable
- Four cell sizes offer flexibility to meet design and budget needs
- Combine with the GridWARE™ suspension system to create custom ceiling system
- Easy installation into standard Down® brand suspension systems
- Easily accommodates lightweight signage.
- Custom colors available

Applications

- Accent areas
- Educational
- Health care
- Retail stores



To order samples, go to usg.com



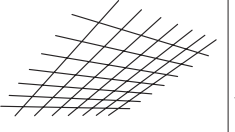
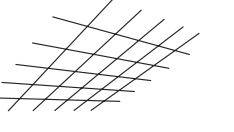
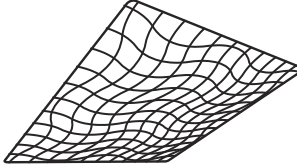


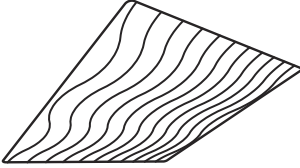


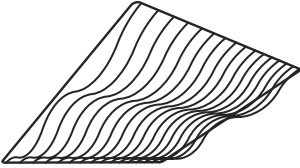
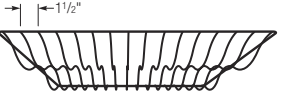

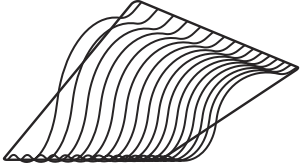
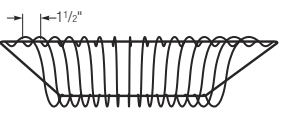

(HRC Finishes)



High-Gloss White



Chrome

		Product Information						
		Materials	Typical Sizes	Wire Thickness				
		Robotically welded steel wire.	2' x 2'	Panels are 1/8"; Forms are 3/16".				
WIREWORKS Ceiling Panels 2' x 2' 1/8" Wire	1" x 1" Cells		2" x 2" Cells		3" x 3" Cells		4" x 4" Cells	
	WIREWORKS Forms 2' x 2' 3/16" Wire	Weave	Pattern	Front Profile	Side Profile			
	Ripple							
	Small Wave							
Big Wave								
		<p>HRC High Recycled Content Classified as containing greater than 50% total recycled content. Total recycled content is based on product composition of post-consumer and pre-consumer (post-industrial) recycled content per FTC guidelines.</p>						

For More Information

Product literature
System brochure: IC34103
Data sheet: IC325

Online tools
usgdesignstudio.com

Recycled content
Wireworks panels: up to 100% recycled content

Metric equivalents
Contact Technical Service for additional information.

Footnotes

1. For details, see LEED report generator at usgdesignstudio.com.

Acoustical Ceilings

Selectors

Page	
94	Textures
98	Light Reflectance
100	Standard and Advantage Colors
102	Acoustical Module Sizes
104	Performance Substrates
106	Acoustical Ratings
108	Patterns
110	Sustainability
115	Installed Cost
116	System Interface
118	Perimeter Interface







Product Information

Page	
120	ASPEN
122	ASTRO <i>CLIMAPLUS</i>
124	BRIO <i>CLIMAPLUS</i>
126	CLEAN ROOM <i>CLIMAPLUS</i>
128	ECLIPSE <i>CLIMAPLUS</i>
130	ECLIPSE <i>CLIMAPLUS</i> Illusion and Pedestals
132	"F" FISSURED
134	FISSURED
136	FRESCO <i>CLIMAPLUS</i>
138	FROST
140	FROST <i>CLIMAPLUS</i>
142	GLACIER
144	HALCYON <i>CLIMAPLUS</i>
146	HALCYON <i>CLIMAPLUS</i> Planks and Large Sizes
148	LOGIX Integrated Ceiling Systems
150	MARS <i>CLIMAPLUS</i>
152	MARS <i>CLIMAPLUS</i> High-NRC
154	MILLENNIA <i>CLIMAPLUS</i>
156	MILLENNIA <i>CLIMAPLUS</i> High-NRC
158	OLYMPIA MICRO <i>CLIMAPLUS</i>
160	PEBBLED <i>CLIMAPLUS</i>
162	PREMIER HI-LITE <i>CLIMAPLUS</i>
164	PREMIER NUBBY <i>CLIMAPLUS</i>
166	RADAR
168	RADAR <i>CLIMAPLUS</i>
170	RADAR <i>CLIMAPLUS</i> Illusion
172	RADAR <i>CLIMAPLUS</i> High-CAC, High-NRC
174	RADAR Ceramic <i>CLIMAPLUS</i>
176	RENDITIONS Animations Face-Routed Ceiling Panels
178	RENDITIONS Boundaries Face-Routed Ceiling Panels
180	ROCK FACE <i>CLIMAPLUS</i>
182	SANDRIFT <i>CLIMAPLUS</i>
184	SHEETROCK Lay-In Ceiling Panel <i>CLIMAPLUS</i>
186	SUMMIT <i>CLIMAPLUS</i>
188	TOUCHSTONE <i>CLIMAPLUS</i>

Textures

Please call 888 874.2450 to request a sample.

Listed Alphabetically

	CLEAN ROOM <i>CLIMAPLUS</i> Class 100	SHEETROCK Lay-In Ceiling Panel <i>CLIMAPLUS</i>	
Smooth			
	Page 126	Page 184	
Fine	<i>ASTRO CLIMAPLUS</i>	CLEAN ROOM <i>CLIMAPLUS</i> Class 10M-100M	<i>ECLIPSE CLIMAPLUS</i>
			
	Page 122	Page 126	Pages 128–131
	<i>FROST</i>	<i>FROST CLIMAPLUS</i>	<i>HALCYON CLIMAPLUS</i>
			
	Page 138	Page 140	Page 144–147

Listed Alphabetically

Fine










MARS <i>CLIMAPLUS</i>	MILLENNIA <i>CLIMAPLUS</i>	
		
Pages 150–153	Pages 154–157	
OLYMPIA MICRO <i>CLIMAPLUS</i>	PREMIER NUBBY	SUMMIT <i>CLIMAPLUS</i>
		
Page 158	Page 164	Page 186

Textures









Please call 888 874.2450 to request a sample.

Listed Alphabetically

Medium

ASPEN	"F" FISSURED	FISSURED
		
Page 120	Page 132	Page 134
PEBBLED <i>CLIMAPLUS</i>	PREMIER HI-LITE <i>CLIMAPLUS</i> Kapok Perforated	PREMIER HI-LITE <i>CLIMAPLUS</i> Kapok Unperforated
		
Page 160	Page 162	Page 162
PREMIER HI-LITE <i>CLIMAPLUS</i> Twill Perforated	PREMIER HI-LITE <i>CLIMAPLUS</i> Twill Unperforated	RADAR
		
Page 162	Page 162	Page 166

Listed Alphabetically

	Listed Alphabetically		
	RADAR <i>CLIMAPLUS</i>	RADAR CERAMIC <i>CLIMAPLUS</i>	ROCK FACE <i>CLIMAPLUS</i>
Medium			
	Pages 168–173	Page 174	Page 180
	SANDRIFF <i>CLIMAPLUS</i>	TOUCHSTONE <i>CLIMAPLUS</i>	
			
	Page 182	Page 188	
Heavy	BRIO <i>CLIMAPLUS</i>	FRESCO <i>CLIMAPLUS</i>	GLACIER
			
	Page 124	Page 136	Page 142

Light Reflectance

The Light Reflectance selector identifies USG ceiling panels that efficiently reflect light within a space to enhance indirect lighting, reduce energy consumption and create a warm, luminous aesthetic. Measured per ASTM E1477¹, LR value represents the percentage of light reflected from the surface of a material. The industry average for panels is LR .70 to .80, and values above LR .85 are considered high. USG offers numerous panels with LR values at these levels, including MARS *CLIMAPLUS*, RADAR Illusion and RADAR *CLIMAPLUS* Illusion with LR .89.

Choosing high-LR ceiling panels is a great way to improve the utility and comfort of the spaces you design and make your projects bright and inviting. Indirect lighting, combined with high-LR panels, can eliminate dark, shadowy areas and too-bright hot spots, improving the look and feel of a space and minimizing eyestrain (a cause of employee fatigue). High-LR ceilings can also help conserve energy and cut operating costs by achieving the same light levels with fewer fixtures and lower-wattage bulbs. Fewer fixtures also mean less repairs and lower maintenance costs.

Architects typically select high-LR ceilings for spaces that make extensive use of indirect lighting. However, these panels can enhance almost any lighting scheme and so can be an effective choice for many design applications. Many USG panels with high LR values also feature high NRC and CAC ratings so you don't have to compromise acoustics for aesthetics. Panels are available in a range of textures including smooth and very fine, many include *CLIMAPLUS* performance, and several are cast products, which provide a higher level of durability to resist and hide scrapes and scratches.

1. Standard Test Method for Luminous Reflectance Factor of Acoustical Materials by Use of Integrating-Sphere Reflectometers.

Ceiling Panels	LR ¹	Textures	Panel Cost	Page Number	Price/ Sq. ft.
	!				
MARS <i>CLIMAPLUS</i>	.89	Fine	\$\$	150	\$ < 1.50
MARS <i>CLIMAPLUS</i> High-NRC	.89	Fine	\$\$	152	\$\$ 1.51 to 2.50
RADAR Illusion	.89	Medium	\$\$	166	\$\$\$ 2.51 to 3.50
RADAR <i>CLIMAPLUS</i> Illusion	.89	Medium	\$\$	170	\$\$\$\$ > 3.51
FROST <i>CLIMAPLUS</i> High-NRC/High-CAC	.88	Fine	\$\$	140	
FROST <i>CLIMAPLUS</i> High LR	.88	Fine	\$\$	140	
HALCYON <i>CLIMAPLUS</i>	.88	Fine	\$\$	144	
HALCYON <i>CLIMAPLUS</i> Large Sizes	.88	Fine	\$\$\$	146	
HALCYON <i>CLIMAPLUS</i> Planks	.88	Fine	\$\$\$	146	
ASPEN	.87	Medium	\$\$\$	120	
MILLENNIA <i>CLIMAPLUS</i>	.87	Fine	\$\$	154	
MILLENNIA <i>CLIMAPLUS</i> High-NRC	.87	Fine	\$\$	156	
MILLENNIA <i>CLIMAPLUS</i> Illusion	.87	Fine	\$\$	154	
OLYMPIA MICRO <i>CLIMAPLUS</i>	.87	Fine	\$\$	158	
OLYMPIA MICRO <i>CLIMAPLUS</i> Illusion	.87	Fine	\$\$	158	
PREMIER NUBBY <i>CLIMAPLUS</i>	.87	Fine	\$\$\$	164	
ASTRO <i>CLIMAPLUS</i>	.86	Fine	\$\$	122	
ASTRO <i>CLIMAPLUS</i> Illusion	.86	Fine	\$\$	122	
ECLIPSE <i>CLIMAPLUS</i>	.86	Fine	\$\$	128	
PEBBLED <i>CLIMAPLUS</i>	.86	Medium	\$	160	
ROCK FACE <i>CLIMAPLUS</i>	.86	Medium	\$\$	180	
TOUCHSTONE <i>CLIMAPLUS</i>	.86	Medium	\$\$	188	
ASPEN Illusion	.85	Medium	\$\$	120	
FROST	.85	Fine	\$\$	138	
RADAR	.85	Medium	\$	166	
ECLIPSE <i>CLIMAPLUS</i> Illusion	.84	Fine	\$\$	130	
RADAR <i>CLIMAPLUS</i>	.84	Medium	\$	168	
RADAR <i>CLIMAPLUS</i> High-CAC, High-NRC	.84	Medium	\$	172	
FROST <i>CLIMAPLUS</i>	.83	Fine	\$\$	140	
FRESCO <i>CLIMAPLUS</i>	.83	Heavy	\$\$	136	
SANDRIFF <i>CLIMAPLUS</i>	.83	Medium	\$\$	182	
RADAR Ceramic <i>CLIMAPLUS</i>	.82	Medium	\$\$	174	
BRIO <i>CLIMAPLUS</i>	.81	Heavy	\$\$	124	
FISSURED	.81	Medium	\$	134	
SUMMIT <i>CLIMAPLUS</i>	.81	Fine	\$\$\$	186	

Standard and Advantage Colors

Standard colors: Available for quick delivery. Minimum panel quantities apply; one-carton minimum per component for suspension systems.

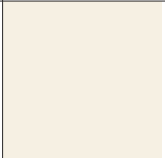


















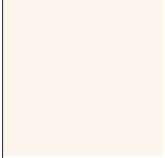






Advantage colors: Available within five weeks. Minimum panel quantities apply; one-carton minimum per component for suspension systems. Panels and suspension systems also available in custom colors. Contact your USG sales representative for details.

Note: *CLIMAPLUS* Superior Performance for mold/mildew available only with White panels.

Product	Item No.	Color Options	Standard		Advantage		Sq.Ft./ Carton	Size	Edge	Page No.	
			Min. Sq. Ft.	Lead Time Days	Min. Sq. Ft.	Lead Time Days					
Ceiling Panels	ECLIPSE <i>CLIMAPLUS</i>	76975	Standard colors (Flat Black and Charcoal not available)	48	10	N/A	N/A	48	2' x 2' x 3/4"	FL	128
	ECLIPSE <i>CLIMAPLUS</i>	76775	Standard colors (Flat Black and Charcoal not available)	48	10	N/A	N/A	48	2' x 2' x 3/4"	SLT	128
	FROST <i>CLIMAPLUS</i>	414	Standard and Advantage colors	32	5	2,688	25	32	2' x 2' x 3/4"	SLB	140
	FROST <i>CLIMAPLUS</i>	418	Standard and Advantage colors	2,688	25	2,688	25	32	2' x 2' x 3/4"	FL	140
	FROST <i>CLIMAPLUS</i>	419	Standard and Advantage colors	2,688	25	2,688	25	32	2' x 2' x 3/4"	FLB	140
	GLACIER	707	Standard and Advantage colors	32	5	2,688	25	32	2' x 2' x 3/4"	SL	142
	GLACIER	708	Standard and Advantage colors	2,688	25	2,688	25	32	2' x 2' x 3/4"	FL	142
	PREMIER Hi-LITE <i>CLIMAPLUS</i> Kapok	7054G	Flat Black only	128	15	N/A	N/A	128	2' x 2' x 5/8"	SQ	162
	PREMIER Hi-LITE <i>CLIMAPLUS</i> Kapok	7055G	Flat Black only	128	15	N/A	N/A	128	2' x 4' x 5/8"	SQ	162
	PREMIER Hi-LITE <i>CLIMAPLUS</i> Kapok	7056G	Flat Black only	128	15	N/A	N/A	128	2' x 2' x 5/8"	SQ	162
	PREMIER Hi-LITE <i>CLIMAPLUS</i> Kapok	7057G	Flat Black only	128	15	N/A	N/A	128	2' x 4' x 5/8"	SQ	162
	RADAR <i>CLIMAPLUS</i>	2210	Standard colors	64	10	N/A	N/A	64	2' x 2' x 5/8"	SQ	168
	RADAR <i>CLIMAPLUS</i>	2220	Standard colors (Flat Black and Charcoal not available)	64	10	N/A	N/A	64	2' x 2' x 5/8"	SLT	168
	RADAR <i>CLIMAPLUS</i>	2410	Standard colors	64	10	N/A	N/A	64	2' x 4' x 5/8"	SQ	168
	RADAR <i>CLIMAPLUS</i> FIRECODE	2415	Flat Black and Charcoal only	64	10	N/A	N/A	64	2' x 4' x 5/8"	SQ	168
	RADAR <i>CLIMAPLUS</i> Illusion Two/24	2842	Standard colors (Flat Black and Charcoal not available)	48	10	N/A	N/A	48	2' x 4' x 3/4"	SLT	170
	SANDRIFF <i>CLIMAPLUS</i> ^s	808	Standard and Advantage colors	2,688	25	2,688	25	32	2' x 2' x 3/4"	SL	182
	SANDRIFF <i>CLIMAPLUS</i> ^s	809	Standard and Advantage colors	2,688	25	2,688	25	32	2' x 2' x 3/4"	FL	182
	Suspension Systems Color caps only	CENTRICITEE DXT	DXT24	Standard and Advantage colors					9/16"	—	204
		CENTRICITEE DXT	DXT222	Standard and Advantage colors					9/16"	—	204
CENTRICITEE DXT		DXT424	Standard and Advantage colors					9/16"	—	204	
Wall Molding		M9 Molding	Standard and Advantage colors					9/16"	—	204	
DX/DXL		DX/DXL24	Standard and Advantage colors					15/16"	—	206	
DX/DXL		DX/DXL216	Standard and Advantage colors					15/16"	—	206	
DX/DXL		DX/DXL424	Standard and Advantage colors					15/16"	—	206	
Wall Molding		M7 Molding	Standard and Advantage colors					7/8"	—	206	

1. To highlight the unique texture of SANDRIFF *CLIMAPLUS* panels, choose light colors.












Samples shown are only a representation of color.
 Please request a sample for actual color by calling 888 874.2450.
 Note: *CLIMAPLUS* Superior Performance for mold/mildew available only with White panels.

	Parchment 103	Manila 246	Beige 142	Straw 143	Sandstone 090	Taupe 107
Standard Colors Ceiling Panels and Suspension Systems						
	Charcoal 534 	Flat Black 205 				
Advantage Colors Ceiling Panels and Suspension Systems	Silvertone 052 	Breeze 2659 	Blue Grey 564 	Azure 2660 	Slate 568 	Spruce 567 
	Tuscany 2663 	Sorbet 2658 	Squash 2661 	Safari 2662 	Redwood 566 	Sienna 565 
	Halo 206 	Quartz 082 	Nectar 546 	Mist 053 		
	Silver Satin 002 	Plated Brass 065 	Plated Chrome 066 	Bronze 774 		
	Suspension Systems Only					









Acoustical Module Sizes

HALCYON CLIMAPLUS Planks



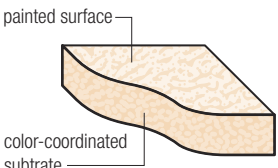
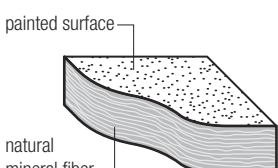
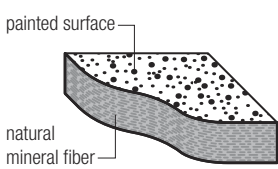
Panel Sizes	Traditional						
	12" x 12"	2' x 2'	30" x 30"	20" x 60"	30" x 60"	2' x 4'	2' x 5'
							
	"F" FISSURED, GLACIER, MILLENNIA CLIMAPLUS, RADAR, RADAR CLIMAPLUS	All patterns	HALCYON CLIMAPLUS, MARS CLIMAPLUS, MARS CLIMAPLUS High-NRC	HALCYON CLIMAPLUS RADAR	HALCYON CLIMAPLUS RADAR	Available in most patterns. See footnote for complete product list.	RADAR
<p>2' x 4' panels available in ASPEN, ASTRO CLIMAPLUS, CLEAN ROOM CLIMAPLUS, ECLIPSE CLIMAPLUS, ECLIPSE CLIMAPLUS PEDESTALS, "F" FISSURED, FISSURED, FROST, GLACIER, HALCYON CLIMAPLUS, MARS CLIMAPLUS, MARS CLIMAPLUS High-NRC, MILLENNIA CLIMAPLUS, OLYMPIA MICRO CLIMAPLUS, PEBBLED CLIMAPLUS, PREMIER HI-LITE CLIMAPLUS, PREMIER NUBBY CLIMAPLUS, RADAR, RADAR CLIMAPLUS, RADAR CLIMAPLUS ILLUSION, RADAR CLIMAPLUS HIGH CAC/NRC, RADAR CERAMIC CLIMAPLUS, ROCK FACE CLIMAPLUS, SHEETROCK Lay-In Ceiling Panel CLIMAPLUS, TOUCHSTONE CLIMAPLUS</p>							
	Large			Planks			
	4' x 4'	4' x 8'		2' x 6'	2' x 8'		
							
HALCYON CLIMAPLUS							

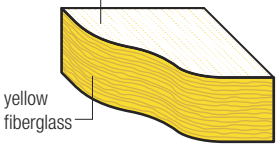
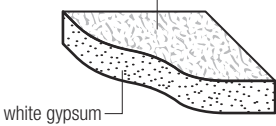
USG acoustical ceilings are available in a range of formats, from traditional 2 ft. x 2 ft. and 2 ft. x 4 ft. panels to new large-size and planks panels, providing options for enhancing visual interest and maximizing high-NRC areas. The new Logix integrated ceiling system aligns services (lighting, sprinklers, speakers, etc.) along narrow bands parallel with the main tees. Also available with bands perpendicular to main tees, utilizing 6 in. HALCYON *CLIMAPLUS* or 6 in. metal PANZ utility panels.

Logix Field Panels						
	20" x 54"	21" x 24"	24" x 42"	27" x 30"	30" x 54"	42" x 48"
Panel Sizes						
HALCYON <i>CLIMAPLUS</i>						
Logix Channel Panels						
	6" x 48"	6" x 60"				
						
HALCYON <i>CLIMAPLUS</i>						

Performance Substrates

USG is the only manufacturer with the capabilities to produce acoustical ceiling panels with five different substrate technologies to achieve the full range of functional and aesthetic needs. Available substrates include cast mineral fiber, X-Technology mineral fiber, water-felted mineral fiber, fiberglass, and gypsum panel ceilings.

Profile	Construction	Applications	Available Panels	Page No.
<p>Cast Mineral Fiber</p>  <p>Painted surface</p> <p>color-coordinated substrate</p>	<p>Formed and baked solid in molds to create a long-lasting, abuse-resistant surface in a range of textures.</p> <p>Through-color masks nicks and scratches.</p> <p>Orients fibers for excellent sound absorption and high noise reduction coefficients (NRC).</p> <p>Composition enhances sound blocking (CAC) and resists "breathing" (air passing through panel) so surface stays cleaner, longer.</p> <p>Surface cleans easily with a soft brush or vacuum.</p>	<p>Open-plan areas subject to frequent plenum access that require strong sound absorption (NRC) and sound blocking (CAC) performance.</p> <p>Enclosed areas requiring speech privacy.</p> <p>Ceilings requiring exceptionally durable, long-lasting panels.</p> <p>High-visibility areas that require color and/or a range of texture options.</p>	<p>BRIO CLIMAPLUS 124</p> <p>"F" FISSURED 132</p> <p>FRESCO CLIMAPLUS 136</p> <p>FROST 138</p> <p>FROST CLIMAPLUS 140</p> <p>GLACIER 142</p> <p>SANDRIFT CLIMAPLUS 182</p> <p>SUMMIT CLIMAPLUS 186</p>	
<p>X-Technology Mineral Fiber</p>  <p>Painted surface</p> <p>natural mineral fiber</p>	<p>Unique process creates a smooth surface with high noise absorption (NRC) and blocking (CAC).</p> <p>Superior sag resistance and outstanding dimensional stability.</p> <p>Surface cleans easily with a soft brush or vacuum.</p>	<p>Open-plan areas that require strong sound absorption (NRC) and sound blocking (CAC) performance.</p> <p>Ceilings that require a level of dimensional stability beyond that of standard water-felted mineral-fiber panels.</p> <p>Designs that require a ceiling with a smooth appearance that can be cleaned easily with a soft brush or vacuum.</p>	<p>ASTRO CLIMAPLUS 122</p> <p>ECLIPSE CLIMAPLUS 128-131</p> <p>MARS CLIMAPLUS 150</p> <p>MARS CLIMAPLUS High-NRC 152</p> <p>MILLENNIA CLIMAPLUS 154-157</p>	
<p>Water-Felted Mineral Fiber</p>  <p>Painted surface</p> <p>natural mineral fiber</p>	<p>Surface perforations aid sound absorption.</p> <p>Creates a variety of surface textures.</p> <p>Surface cleans easily with a soft brush or vacuum.</p> <p>Lowest initial cost.</p> <p>CLEAN ROOM panels have a vinyl face and back and sealed edges to meet federal standards for cleanrooms.</p>	<p>General-use areas requiring a balance of acoustical control and economy.</p> <p>High ceilings subject to infrequent plenum access and out of the way of activity below.</p>	<p>ASPEN 120</p> <p>CLEAN ROOM CLIMAPLUS Class 100 126</p> <p>CLEAN ROOM CLIMAPLUS Class 10M-100M 126</p> <p>FISSURED 134</p> <p>OLYMPIA MICRO CLIMAPLUS 158</p> <p>PEBBLED CLIMAPLUS 160</p> <p>RADAR 166</p> <p>RADAR CLIMAPLUS 168-173</p> <p>RADAR Ceramic CLIMAPLUS 174</p> <p>ROCK FACE CLIMAPLUS 180</p> <p>TOUCHSTONE CLIMAPLUS 188</p>	

Profile	Construction	Applications	Available Panels	Page No.
Fiberglass vinyl, fabric or cloth scrim  yellow fiberglass	Vinyl- and fabric-surfaced fiberglass offers superior sound absorption (NRC).	Open-plan areas where sound absorption is the highest performance criterion. Ceilings that require a very lightweight panel. Installations that may benefit from a washable vinyl surface.	HALCYON CLIMAPLUS	144
	Light weight.		HALCYON CLIMAPLUS Planks and Large Sizes	146
	Washable surface.*		PREMIER HI-LITE CLIMAPLUS	162
			PREMIER NUBBY CLIMAPLUS	164
Gypsum Panel white vinyl surface  white gypsum	Face-laminated gypsum panels provide dimensional stability and sound blocking (CAC).	Regulated environments such as cleanrooms and kitchens/food preparation areas, which require highly cleanable surfaces that resist absorption of chemicals and odors.	SHEETROCK CLEAN ROOM CLIMAPLUS Lay-In Panel	184
	SHEETROCK CLEAN ROOM panels have a vinyl face and back and sealed edges to meet USDA/FSIS requirements for food processing areas.		SHEETROCK Vinyl CLIMAPLUS Lay-In Panel	184
		Demanding applications subject to moisture exposure, temperature swings and exposure to dirt and grime, such as exterior soffits, marine environments, parking garages and locker rooms.		
	* PREMIER NUBBY CLIMAPLUS surface not washable.			

Acoustical Ratings



The Acoustical Ratings selector identifies USG ceiling panels that offer enhanced sound control properties. By absorbing sound and reducing sound transmission better than standard panels, these products can significantly improve acoustical comfort, privacy and productivity. Here's a closer look at what to consider when selecting a high-performance acoustical ceiling for your project.

High-NRC Panels Absorb More Sound

The Noise Reduction Coefficient (NRC) of a panel measures how effectively it absorbs sound. High-NRC ceiling panels are most effective in open areas because they can reduce reverberation within the space. NRC is represented by a number between 0 and 1.00, which is a general indication of the percentage of sound reaching it that will be absorbed. For example, an acoustical ceiling panel with an NRC value of .60 will absorb approximately 60% of the sound that strikes it and deflect 40% back into the space. NRC of .50 or higher offers significant sound absorption, and USG panels designed for increased acoustical performance feature NRC ratings of .70 or above. Our HALCYON *CLIMAPlus* ceiling panel offers an NRC of 1.00, the highest rating.

High-CAC Panels Reduce Sound Transmission

Ceiling Attenuation Class (CAC) indicates the ability to reduce sound transmission. High-CAC panels can improve privacy in enclosed spaces by blocking sound from transmitting up into the plenum and down to adjacent rooms. A ceiling panel with a CAC of 40 generally reduces transmitted sound by 40 decibels (dB); CAC of 35 or higher offers significant sound attenuation.


Beyond Good Design

High acoustical performance is critical for clients that must comply with federal privacy rules. For example, the Health Insurance Portability and Accountability Act (HIPAA) requires that all physician offices, pharmacies and other healthcare facilities in the U.S. protect personal health information. This includes consultation areas, where doctor-patient conversations could be overheard.

The Financial Services Modernization Act of 1999, also known as the Gramm-Leach-Bliley Act (GLBA), requires that banks, investment companies and other financial institutions protect customer financial information from being inadvertently disclosed.

To provide an effective, affordable solution for speech privacy, USG has teamed up with Lencore Acoustics to offer the most comprehensive sound masking ceiling systems available. For more information on how USG ceiling panels and Lencore sound masking work together to improve speech privacy and enhance acoustical comfort, see pages 286–287.

1. Performance values do not include 12" x 12" or Pedestals products.
2. CAC is 40 when installed in FINELINE DXF or FINELINE 1/8 DXFF suspension system.

Sound Rating						
Ceiling Panels¹	NRC	CAC Min.	Texture	Panel Cost	Page Number	Price/ Sq. ft.
						
High NRC & CAC Combinations						
MARS <i>CLIMAPLUS</i> High-NRC	.80	35	Fine	\$\$	152	\$ < 1.50
FROST <i>CLIMAPLUS</i> High-NRC/High-CAC	.75	38/40 ²	Fine	\$\$	140	\$\$ 1.51 to 2.50
BRIO <i>CLIMAPLUS</i>	.70	35	Heavy	\$\$	124	\$\$\$ 2.51 to 3.50
ECLIPSE <i>CLIMAPLUS</i>	.70	35	Fine	\$\$	128	\$\$\$\$ > 3.51
ECLIPSE <i>CLIMAPLUS</i> Illusion	.70	35	Fine	\$\$	130	
"F" FISSURED	.70	35	Medium	\$\$	132	NRC = Noise Reduction Coefficient
Fresco <i>CLIMAPLUS</i>	.70	35	Heavy	\$\$	136	CAC = Ceiling Attenuation Class
FROST <i>CLIMAPLUS</i>	.70	35-40 ²	Fine	\$\$	140	
MARS <i>CLIMAPLUS</i>	.70	35	Fine	\$\$	150	
MILLENNIA <i>CLIMAPLUS</i>	.70	35	Fine	\$\$	154	
MILLENNIA <i>CLIMAPLUS</i> Illusion	.70	35	Fine	\$\$	154	
RADAR <i>CLIMAPLUS</i> High-NRC	.70	35	Medium	\$	172	
SANDRIFT <i>CLIMAPLUS</i>	.70	38	Medium	\$\$	182	
SUMMIT <i>CLIMAPLUS</i>	.70	38/40 ²	Fine	\$\$\$	186	
FROST	.70	35-40	Fine	\$\$	138	
GLACIER	.65	35	Heavy	\$\$	142	
High NRC						
HALCYON <i>CLIMAPLUS</i>	.90-1.00	20-30	Fine	\$\$	144	
HALCYON <i>CLIMAPLUS</i> Large Sizes	.95	20	Fine	\$\$\$	146	
HALCYON <i>CLIMAPLUS</i> Planks	.90/.95	20	Fine	\$\$\$	146	
PREMIER NUBBY <i>CLIMAPLUS</i> (Foil-Back)	.85/.90	20/25	Fine	\$\$\$	164	
MARS <i>CLIMAPLUS</i> High-NRC	.80	35	Fine	\$\$	152	
FROST <i>CLIMAPLUS</i> High-NRC/High-CAC	.75	38/40 ²	Fine	\$\$	140	
MILLENNIA <i>CLIMAPLUS</i> High-NRC	.75	30	Fine	\$\$	156	
PREMIER HI-LITE <i>CLIMAPLUS</i> Perforated	.75	20	Medium	\$	162	
SUMMIT <i>CLIMAPLUS</i>	.70	38/40 ²	Fine	\$\$\$	186	
SANDRIFT <i>CLIMAPLUS</i>	.70	38	Medium	\$\$	182	
BRIO <i>CLIMAPLUS</i>	.70	35	Heavy	\$\$	124	
ECLIPSE <i>CLIMAPLUS</i>	.70	35	Fine	\$\$	128	
ECLIPSE <i>CLIMAPLUS</i> Illusion	.70	35	Fine	\$\$	130	
"F" FISSURED	.70	35	Medium	\$\$	132	
Fresco <i>CLIMAPLUS</i>	.70	35	Heavy	\$\$	136	
FROST <i>CLIMAPLUS</i>	.70	35/40 ²	Fine	\$\$	140	
MARS <i>CLIMAPLUS</i>	.70	35	Smooth	\$\$	150	
MILLENNIA <i>CLIMAPLUS</i>	.70	35	Fine	\$\$	154	
MILLENNIA <i>CLIMAPLUS</i> Illusion	.70	35	Fine	\$\$	154	
RADAR <i>CLIMAPLUS</i> High-NRC	.70	35	Medium	\$	172	
RADAR <i>CLIMAPLUS</i> High-NRC/High-CAC	.70	40	Medium	\$	172	
FROST	.70	35/40 ²	Fine	\$\$	138	
GLACIER	.65	35	Heavy	\$\$	142	
High CAC						
RADAR <i>CLIMAPLUS</i> High-NRC/High-CAC	.70	40	Medium	\$	172	
RADAR <i>CLIMAPLUS</i> High-CAC	.55	40	Medium	\$	172	
RADAR Ceramic <i>CLIMAPLUS</i>	.50	40	Medium	\$\$	174	
SHEETROCK Brand Lay-In Ceiling Panel <i>CLIMAPLUS</i>	—	35/40	Smooth	\$	184	

Patterns





Many USG ceiling panels are available with a choice of attractive face patterns, providing easy opportunities to enhance visual interest, adjust dimensional scale or add thematic cues.

FROST Renditions Boundaries I, CENTRICITEE DXT suspension system




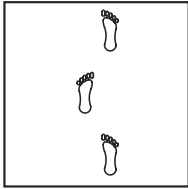
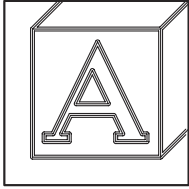

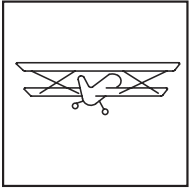
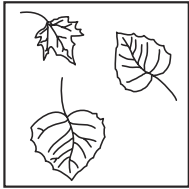

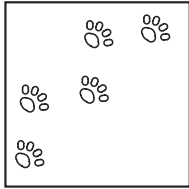


Illusion Face Scoring

Create the appearance of a smaller-scaled ceiling system without compromising accessibility or increasing the complexity of the installation. Options include:

Illusion Two/24	Illusion Four/48	Illusion Eight/12	Illusion Thirty-Two/6
			
2' x 4' panels with the look of 2' x 2' panels.	2' x 4' panels with the look of 6" x 4' panels.	2' x 4' panels with the look of 12" x 12" panels.	2' x 4' panels with the look of 6" x 6" panels.



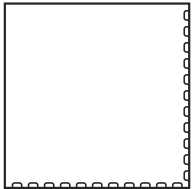
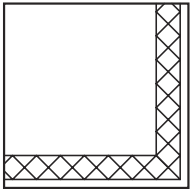
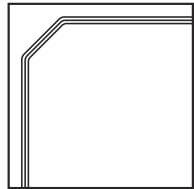
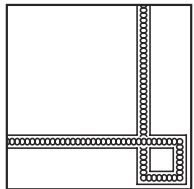
RENDITIONS Face-Routed Ceiling Panels

Combine the fine texture of 2' x 2' ECLIPSE, FROST or MILLENNIA panels with computer-generated face-routed designs to add detail, highlight a theme or differentiate areas within the space. RENDITIONS panels are available in two standard series: Animations and Boundaries. In addition, virtually any custom design, including company logos or trademarks, can be produced.

	Aquarium 5-Panel Series	Barefootin' 12-Panel Series	Blocks 13-Panel Series	Fast Food 5-Panel Series	Flying Things 13-Panel Series
Animations Whimsical patterns designed for childcare facilities, educational environments, children's healthcare facilities and other themed environments.					
See IC500 for all panels in each series.	Leaves 13-Panel Series 	Night Sky 8-Panel Series 	Paws 29-Panel Series 	Railway 26-Panel Series 	Stuffed Animals 4-Panel Series 

To order custom perforation patterns, contact your local sales representative or fax your information to the USG Specialty Solutions Group at 440.892.7173.



1. Panels with face routing do not carry the USG CLIMAPLUS non-sag warranty. Refer to standard commercial ceilings warranty.

Boundaries	Choose from simple and ornate border patterns to define space and add visual interest. Designs may cross grid lines to enhance wayfinding. Boundaries patterns may be especially suited to educational facilities, healthcare environments and retail spaces.	Curly	Deco	Dentil	Diagonal
					
		Renditions I	Tara		
					

Guidelines

FROST panels with RENDITIONS face routing are available in Standard colors, Advantage colors and custom colors. ECLIPSE and MILLENNIA panels are available in White only. Panels with face routing do not carry the USG CLIMAPLUS non-sag warranty. Refer to standard commercial ceilings warranty. For more information about RENDITIONS face routing, see pages 176-179.

Custom RENDITIONS designs can be made from sketches or AutoCAD® drawings, and your designs may cross grid lines for the ultimate in flexibility. Numbered ceiling panels match shop drawings to ensure easy installation.

Pedestals Triple-Step Scoring	Available with select 2'x2' panels, Pedestals triple-step scoring adds detail and depth to the ceiling plane, providing an easy way to enhance the interest of your design. Pedestals IV panels are scored in 12" x 12" modules to further refine the ceiling with the look of a smaller-scaled system.	Pedestals I	Pedestals IV	
				

Ceiling Panels	Illusion Face Scoring				Pedestals Scoring		RENDITIONS Face Routing
	Two/24	Four/48	Eight/12	Thirty-Two/6	I	IV	
ASPEN	•						
ASTRO CLIMAPLUS	•						
ECLIPSE CLIMAPLUS ¹	•				•	•	•
FROST					•		•
MILLENNIA CLIMAPLUS ¹	•						•
OLYMPIA MICRO CLIMAPLUS	•						
RADAR Illusion	•						
RADAR CLIMAPLUS Illusion	•	•	•	•			



Today's building industry focuses on conservation, recycling and long-term performance in a comprehensive strategy known as sustainable design. This practice involves the careful selection of building materials, construction methods and design details to create structures that consume fewer natural resources to build, maintain and remain viable in the future. USG ceiling products are designed to enhance the sustainability of your design by providing:

Recycled and Renewable Ingredients

Many USG acoustical ceiling panels contain mineral wool derived from slag, a byproduct of steelmaking, reducing the need to mine and process raw materials and minimizing landfill waste. Many panels also contain recycled paper. Binders are derived from corn and wheat starch, which are renewable agricultural resources. The metal in many of our specialty ceiling and drywall suspension systems includes recycled content. Aluminum offers additional benefits in that it can be fully re-purposed by re-melting and salvaging the metal.

Support for Healthy Environments

Assuring a high level of indoor environmental quality (IEQ) is a key to sustainability because spaces that deliver comfort and functionality are likely to meet occupant needs long into the future without requiring extensive upgrades or renovations. To increase long-term practicality, architects must choose materials that not only perform well and look good but also support a healthy environment. Many USG ceiling panels help to support healthy environments with:

Reduced volatile organic compound (VOC) emissions.

VOCs include thousands of synthetic and natural chemicals emitted by a wide array of products, building materials, and microorganisms. One common VOC is formaldehyde, a colorless and pungent gas. VOCs can cause numerous health effects in sensitive individuals, including eye, nose and throat irritation, headaches, skin reactions, fatigue, dizziness, loss of coordination and nausea.

To help building professionals create healthy spaces, USG offers many ceiling panels and tiles that emit no formaldehyde or such low levels as to exceed stringent standards established by the Collaborative for High-Performance Schools (CHPS). This high performance comes standard on these products, with no additional charge or lead time.

Choosing zero-emitting and low-emitting ceiling products can also help earn LEED credits. Section 3.2, IAQ Management Plan, Before Occupancy, requires a total formaldehyde concentration of 50 ppb or less. As one of the largest surfaces in a space, a ceiling with zero- or low-emitting panels makes a strong contribution toward achieving valuable credits – and creating healthy, sustainable environments.

FROST *CLIMAPLUS* Ceiling Panels, FINELINE DXF Suspension System



Inhibition of mold and mildew.

Because mold spores are everywhere and they can grow on virtually any surface where moisture is present, preventing mold begins with moisture control through best building practices. Adding the right protection in the right places is the second critical aspect of the mold-control equation. USG helps architects and specifiers address the issue of mold and microbial growth by offering ceiling panels¹ with *CLIMAPLUS* Superior Performance, which provides guaranteed resistance against mold and mildew growth, subject to use under normal conditions.

Face and back surfaces of these ceiling panels feature a patented antimicrobial treatment that provides broad-spectrum control for mold, mildew and fungi over the warranty period. Controlled laboratory tests in accordance with ASTM D3273² and evaluated per ASTM D3274³ have demonstrated the effectiveness of USG panels with *CLIMAPLUS* Superior Performance compared to standard, untreated ceilings.

In addition, several USG ceiling panels are formulated to inherently resist the growth of mold and mildew.

These products include:

- HALCYON *CLIMAPLUS*
- HALCYON *CLIMAPLUS* Planks/Large Format
- PREMIER HI-LITE *CLIMAPLUS*
- PREMIER NUBBY *CLIMAPLUS*
- RADAR Ceramic *CLIMAPLUS*

1. White panels only.

2. Standard Test Method for Resistance to Mold on the Surface of Interior Coatings in an Environmental Chamber. Note that this ASTM lab test is not intended to predict long term mold resistance and may not accurately represent the mold performance of building materials in actual use. Given unsuitable project conditions during storage, installation or after completion, any building material can be overwhelmed by mold. To manage the growth of mold, the best and most cost-effective strategy is to protect building products from water exposure during storage and installation and after completion of the building. This can be accomplished by using good design and construction practices. For details, see *Testing for Mold Resistance (WB2420)*.

3. Standard Test Method for Evaluating Degree of Surface Disfigurement of Paint Films by Microbial (Fungal or Algal) Growth or Soil and Dirt Accumulation.

Sustainability

USGBC LEED Credit Category

Substrate	Product Name	EQ4		EQ8			MR 4.1 and 4.2				MR 5.1 and 5.2
		VOC Emissions ¹	Anti-Mold & Mildew	LR	NRC	CAC	Recycled Content ² Class A		FIRECODE		
							Post-Ind.	Post-Cons.	Post-Ind.	Post-Cons.	
Cast Mineral Fiber	BRIO CLIMAPLUS	Zero		.81	.70	35	71%	0%	—	—	Manufactured at Walworth, WI 53184 Ingredients: slag wool, plaster of paris, starch, clay
	"F" FISSURED	Zero	—	.79	.70	35	71%	0%	—	—	
	FRESCO CLIMAPLUS	Zero		.83	.70	35	71%	0%	—	—	
	FROST	Zero	—	.83	.70	35-40	71%	0%	70%	0%	
	FROST CLIMAPLUS	Zero		.83	.70	35-40	71%	0%	—	0%	
	GLACIER	Zero	—	.70	.65	35	71%	0%	70%	0%	
	SANDRIFF CLIMAPLUS	Zero		.83	.70	38	71%	0%	70%	0%	
	SUMMIT CLIMAPLUS	Zero		.81	.70	38/40	63%	0%	—	0%	
X-Technology-Mineral Fiber	ASTRO CLIMAPLUS	Low		.86	.50/.55	35	65%	0%	69%	0%	Manufactured at Cloquet, MN 55720 Ingredients: slag wool, perlite, cellulose, starch, clay
	ECLIPSE CLIMAPLUS	Low		.86	.65/.70	35	77%	0%	62%	0%	
	Mars CLIMAPLUS	Low		.89	.70/.80	35	76/77%	0%	—	—	
	Millennia CLIMAPLUS	Low		.87	.70/.75	30/35	75%	0%	—	—	

1. VOC Emissions Classification, as tested per California Special Environmental Requirements, Specifications Section 01350. "Zero" – classified as zero-emitting: Formaldehyde concentration levels do not exceed 2 µg/m³ (1.6 ppb), the background level specified for this test protocol. "Low" – classified as low-emitting: Formaldehyde concentration levels do not exceed the 13.5 ppb limit required by this test protocol and the Collaborative For High Performance Schools (CHPS).
2. Federal Trade Commission guidelines define recycled content as material recovered or diverted from the solid-waste stream, either during the manufacturing process (pre-consumer) or after consumer use (post-consumer).
3. RADAR Ceramic CLIMAPLUS panels are totally inorganic and therefore inherently resistant to the growth of mold, mildew and bacteria.

CLIMAPLUS Superior Performance:
Contains a broad-spectrum antimicrobial treatment on the face and back of the panel that provides guaranteed resistance against the growth of mold/mildew, fungi, yeast, algae, and Gram-positive and Gram-negative odor/stain-causing bacteria.

 CLIMAPLUS Inherent Performance:
Substrate is inherently resistant to the growth of mold, mildew and bacteria.

Substrate	Product Name	EQ4		EQ8			MR 4.1 and 4.2				MR 5.1 and 5.2	
		VOC Emissions ¹	Anti-Mold & Mildew	LR	NRC	CAC	Recycled Content ² Class A		FIRECODE			Manufacturing Information
							Post-Ind.	Post-Cons.	Post-Ind.	Post-Cons.		
Water-Felted Mineral Fiber	CLEAN ROOM <i>CLIMAPLUS</i>	Low	—	.79	—/.55	35	—	—	45%	6%	Manufactured at Cloquet, MN 55720	
	FISSURED	Low	—	.81	.55	33/35	7%	18%	44%	6%	Ingredients: slag wool, perlite, cellulose, starch, clay	
	RADAR	Low	—	.85	.55/.60	33/35	7%	18%	44%	6%		
	RADAR <i>CLIMAPLUS</i>	Low		.84	.55	33/35	31%	13%	44%	6%		
	RADAR <i>CLIMAPLUS</i> High-CAC	Low		.84	.55	40	—	—	57%	1%		
	RADAR <i>CLIMAPLUS</i> High-NRC	Low		.84	.70	35	—	—	57%	1%		
	RADAR Ceramic <i>CLIMAPLUS</i>	Low		.82	.50	40	—	—	45%	0%	Manufactured at Greenville, MS 38701	
	ASPEN	Low	—	.87	.50/.55	35/40	13%	16%	—	—	Ingredients: slag wool, perlite, cellulose, starch, clay	
	FISSURED	Low	—	.81	.55	33/35	8%	17%	43%	6%		
	OLYMPIA MICRO <i>CLIMAPLUS</i>	Low		.87	.50	30/35	39%	13%	—	—		
	PEBBLED <i>CLIMAPLUS</i>	Low		.86	.55	35	17%	17%	—	—		
	RADAR	Low	—	.85	.55/.60	33/35	8%	17%	43%	6%		
	RADAR <i>CLIMAPLUS</i>	Low		.84	.55	33/35	13%	16%	43%	6%		
	ROCK FACE <i>CLIMAPLUS</i>	Low		.86	.55	35	—	—	43%	6%		
	Fiberglass	TOUCHSTONE <i>CLIMAPLUS</i> Includes planks and large-size panels	Low		.86	.55	35	—	—	43%	6%	Manufactured at Greenville, MS 38701
		HALCYON <i>CLIMAPLUS</i>	—		.88	.90-1.00	20-30	1%	39-41%	—	—	Ingredients: glass fiber
PREMIER HI-LITE <i>CLIMAPLUS</i>		—		.86	.60/.75	20	23%	8%	—	—		
	PREMIER NUBBY <i>CLIMAPLUS</i>	—		.87	.85/.90	25	—	29/32%	—	—		

Sustainability

Complete the Cycle

Acoustical Ceilings Recycling Program

USG has manufactured wallboard with recaptured gypsum for more than 30 years. And, we're one of the nation's top users of recycled paper. Now USG can help meet the needs of a growing world and preserve natural resources by taking back approved ceiling panels from any manufacturer and recycling them into new building products. Recycling is:

The right thing. Recycling reduces waste and relieves pressure on overburdened landfills. Incorporating renovation waste into new building products can also slow the rate at which raw materials are extracted from the land.

Efficient. In the time required to haul small loads of old panels to the waste container, workers can palletize panels as they are removed.

Cost-effective. Panels can be palletized about as quickly as they are hauled and loaded into waste containers. And, you'll reduce container and landfill fees.

How it Works

We've designed this program to be fast, easy and cost-effective. Just follow these simple steps:

1. Verify that the panels are recyclable

We can accept mineral-fiber ceiling products for recycling. Material must be clean, dry and approved by USG. No wood, metal or construction debris of any kind is permitted. Panels must not have come into contact with any hazardous material that requires special handling or disposal.

2. Stack the panels

Instead of hauling and loading old panels into a waste container, stack them neatly on shipping pallets. When a pallet is full, simply wrap it with plastic and set aside for pickup by a local USG distributor.

3. Contact USG for pickup

We'll arrange and pay to haul away the old panels. Just be sure to have a full truckload (30,000 square feet), and call your local USG representative at least five days before pickup is required. If you cannot fill a truck, additional options are available. Our goal is to prevent recyclable materials from being discarded into landfills.

Recycling can also qualify your project for LEED points. To find out more, contact your local USG representative or visit www.usg.com.

Installed Cost





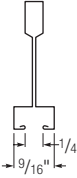
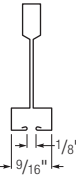
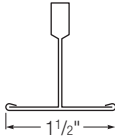
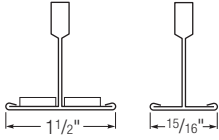
Ceiling Panels and Suspension System

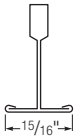
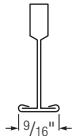
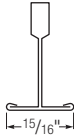

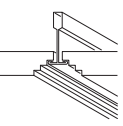

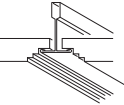

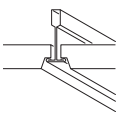

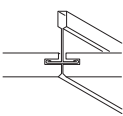
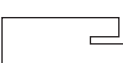
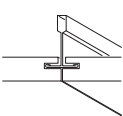
1. Costs do not include 12"x12" products.

Panel ¹	DX/DXL SQ	DX/DXL SL/SLT/SLB	CENTRICITEE DXT	FINELINE DXF/DXFF	DXW	DXDXL Concealed	DXLA	ZXLA	AX	CE	Price/sq. ft.
											\$
ASPEN	—	\$\$	—	—	—	—	—	—	—	—	\$ < 1.50
ASPEN Illusion	—	\$\$	—	—	—	—	—	—	—	—	\$\$ 1.51 to 2.50
ASTRO CLIMAPLUS	\$\$	\$\$	\$\$	\$\$	\$\$	—	—	—	—	—	\$\$\$ 2.51 to 3.50
ASTRO CLIMAPLUS Illusion	—	\$\$	—	—	—	—	—	—	—	—	\$\$\$ > 3.51
BRIO CLIMAPLUS	—	\$\$	\$\$\$	\$\$\$	—	—	—	—	—	—	
CLEAN ROOM CLIMAPLUS	\$\$	—	—	—	—	—	\$\$	\$\$	\$\$	\$\$\$	Relative installed costs per square foot are approximate and based on USG ceiling panel and suspension system combinations shown. These estimates are different from panel-only costs shown on other product data pages.
ECLIPSE CLIMAPLUS	\$\$	\$\$	\$\$	\$\$\$	\$\$	\$\$\$	—	—	—	—	
ECLIPSE CLIMAPLUS Illusion and Pedestals	—	\$\$	\$\$	—	—	—	—	—	—	—	
"F" FISSURED	\$\$	\$\$	\$\$	\$\$	\$\$	\$\$\$	—	—	—	—	
FISSURED	\$	\$	\$	—	\$\$	—	—	—	—	—	
FRESCO CLIMAPLUS	—	\$\$	\$\$\$	\$\$\$	—	—	—	—	—	—	
FROST	—	\$\$	\$\$	\$\$\$	—	—	—	—	—	—	
FROST CLIMAPLUS	—	\$\$	\$\$	\$\$\$	—	—	—	—	—	—	
GLACIER	—	\$\$	\$\$	\$\$\$	—	\$\$\$	—	—	—	—	Costs are calculated from national average ranges for a typical installation under ideal height and job site conditions. Actual installed costs may vary based on several installation factors.
HALCYON CLIMAPLUS	\$\$	\$\$	\$\$	\$\$\$	\$\$	—	—	—	—	—	
HALCYON CLIMAPLUS Large Sizes	\$\$\$	\$\$\$	\$\$\$	\$\$\$	\$\$\$	—	—	—	—	—	
HALCYON CLIMAPLUS Planks	\$\$\$	\$\$\$	\$\$\$	\$\$\$	\$\$\$	—	—	—	—	—	
MARS CLIMAPLUS	\$\$	\$\$	\$\$	\$\$\$	\$\$	—	—	—	—	—	
MARS CLIMAPLUS High-NRC	\$\$	\$\$	\$\$	\$\$\$	\$\$	—	—	—	—	—	
MILLENNIA CLIMAPLUS	\$\$	\$\$	\$\$	\$\$\$	\$\$	\$\$\$	—	—	—	—	
MILLENNIA CLIMAPLUS Illusion	—	\$\$	\$\$	—	—	—	—	—	—	—	
MILLENNIA CLIMAPLUS High-NRC	—	\$\$	\$\$	\$\$\$	—	—	—	—	—	—	
OLYMPIA MICRO CLIMAPLUS	\$\$	\$\$	\$\$	\$\$	\$\$	—	—	—	—	—	
OLYMPIA MICRO CLIMAPLUS Illusion	—	\$\$	—	—	—	—	—	—	—	—	
PEBBLED	\$	\$	\$	\$	\$\$	—	—	—	—	—	
PREMIER HI-LITE CLIMAPLUS	\$	—	—	—	\$\$	—	—	\$\$	\$\$	—	
PREMIER NUBBY CLIMAPLUS	\$\$\$	—	—	—	\$\$\$	—	—	—	—	—	
RADAR	\$	\$\$	\$	\$\$	\$\$	\$\$\$	—	—	—	—	
RADAR Illusion	—	\$\$	\$\$	—	—	—	—	—	—	—	
RADAR CLIMAPLUS	\$	\$\$	\$\$	\$\$	\$\$	—	—	—	—	—	
RADAR CLIMAPLUS High-Durability	\$	\$\$	\$\$	\$\$	\$\$	—	—	—	—	—	
RADAR CLIMAPLUS Illusion	—	\$\$	\$\$	—	—	—	—	—	—	—	
RADAR CLIMAPLUS High-CAC, High-NRC	\$	\$	\$	—	\$\$	—	—	—	—	—	
RADAR Ceramic CLIMAPLUS	—	—	—	—	—	—	—	\$\$	\$\$	—	
ROCK FACE CLIMAPLUS	\$\$	\$\$	—	—	—	—	\$\$	\$\$	\$\$	—	
SANDRIFT CLIMAPLUS	—	\$\$	\$\$\$	\$\$\$	—	—	—	—	—	—	
SHEETROCK Brand Lay-In Ceiling Panel CLIMAPLUS, Vinyl	\$	—	—	—	\$\$	—	\$\$	\$\$	\$\$	\$\$\$	
SHEETROCK Brand Lay-In Ceiling Panel CLIMAPLUS, CLEAN ROOM	\$\$	—	—	—	\$\$	—	\$\$	\$\$	\$\$	\$\$\$	
SUMMIT CLIMAPLUS	—	\$\$\$	\$\$\$	\$\$\$	—	—	—	—	—	—	
TOUCHSTONE CLIMAPLUS	\$\$	\$\$	\$\$	\$\$	\$\$\$	—	\$\$	—	—	—	

System Interface

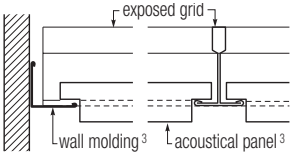
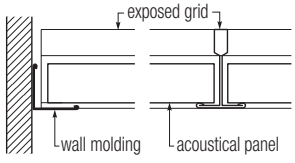
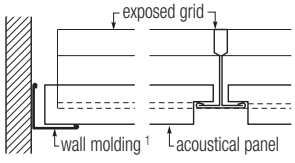
USG offers numerous suspension system and edge detail options to help meet your design requirements. Select a suspension system and match it with a corresponding panel edge detail, or vice versa, to assure proper system fit and assembly.

Suspension System	DX/ DXL/ DXLA/ AX/ ZXLA/ DXSS	CENTRICITEE DXT	FINELINE DXF	FINELINE 1/8 DXFF	DXW	CE
Edge Detail						
Square Edge (SQ)						
Shadowline Tapered (SLT)						
Shadowline (SL)						
Shadowline Bevel (SLB)						
Fineline (FL)						
Fineline Bevel (FLB)						

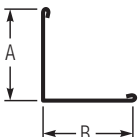
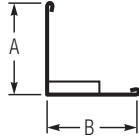
Suspension System	DX/DXL	CENTRICITEE DXT	DX/DXL Concealed		
Edge Detail					Notes
Pedestals (PE/ILT)					<p>AX, DXLA, and ZOLA suspension systems have the same profile as DX/DXL and can utilize the same edge details.</p> <p>DXL, DXLA, ZOLA, DXLF, and DXLT fire-rated suspension systems and FIRECODE Formulation panels may have restrictions on size and application; refer to appropriate UL Design for acceptable components.</p>
Pedestals (PE/SLT)					<p>ILT edge is applicable only to Illusion and Pedestals face cut products.</p> <p>Square edge panels are not recommended with 2' x 4' modules using 9/16" grid. Refer to product pages for compatible grid options.</p>
Interline Tapered (ILT)					
BESK					
SESK					

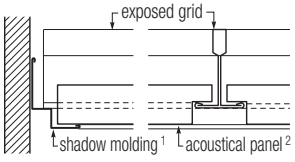
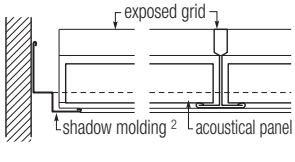
Perimeter Interface

USG offers numerous perimeter options designed to accommodate all DOWN suspension systems with USG acoustical ceiling panels. Use this selector as a guide to ensure that a perimeter molding meets your design criteria. For fire-rated applications, check the UL design for approved molding shapes and sizes.

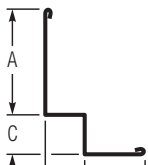
	Shadowline edge at perimeter with Shadowline panel	Square edge at perimeter with Square edge panel	Square edge at perimeter with Shadowline panel
Wall Molding and M12CE			

Typical Sizes	A	B
	M7, M7Z, M7A	7/8"
M9	15/16"	9/16"
M12	1-1/2"	1"
MC11A	1"	1"
M7CE	7/8"	7/8"
M20, M20HD, M20SM	1"	2"

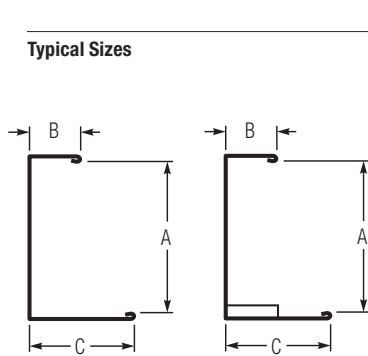
	Shadowline edge at perimeter with Shadowline panel	Shadowline edge at perimeter with Square edge panel
Shadow Molding		

Typical Sizes	A	B	C	D
	MS124	15/16"	1/4"	5/16"
MS134	9/16"	1/4"	5/16"	3/4"
MS144	3/4"	3/8"	1/2"	3/4"
MS154	7/8"	3/4"	3/4"	7/8"
MS164	3/4"	3/4"	3/4"	3/4"
MS174	1"	3/8"	3/8"	9/16"
MS274	7/8"	3/4"	9/32"	1-1/4"



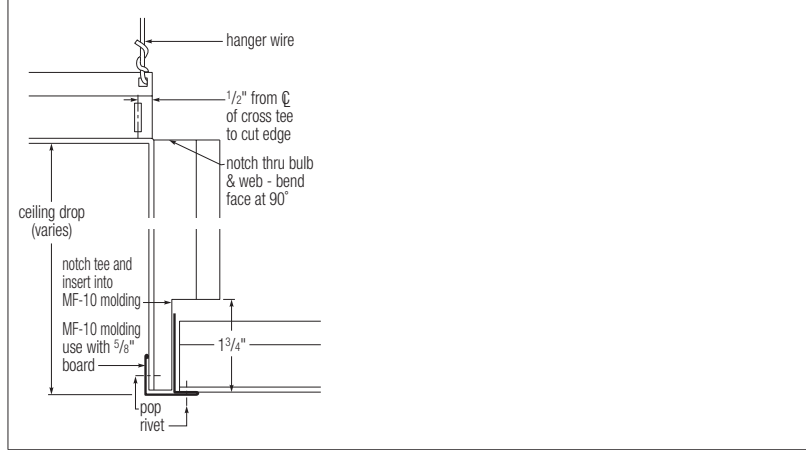
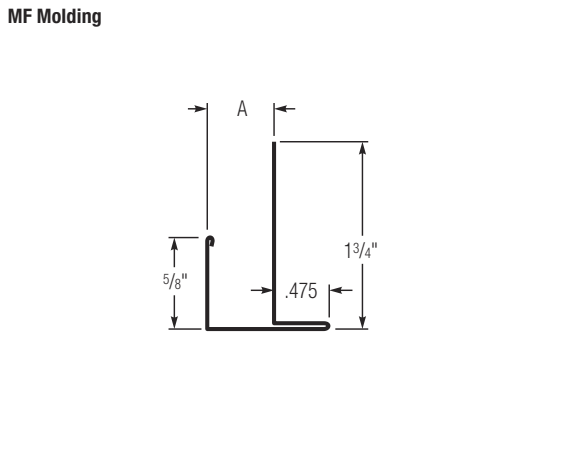
1. Shadowline tapered panel will result in mouse hole at molding.
2. Reveal depth will vary by product.
3. Detail requires field cut and reveal of perimeter panels.
4. US28 typical for concealed grid and tile.

	Square edge at perimeter of concealed grid and panel	Square edge at perimeter of square edge panel
US Channel Molding and US25CE		



	A	B	C
US8	1/2"	1/2"	1"
US10	5/8"	1/2"	1"
US12	3/4"	1/2"	1"
US16	1"	1/2"	1"
US19	1-3/16"	1/2"	1"
US20	1-1/4"	1/2"	1"
US22	1-3/8"	1/2"	1"
US28	1-11/16"	1/2"	1"
US28CE	1-11/16"	1/2"	1"
US31	1-15/16"	1/2"	1"


	Vertical-to-horizontal transition detail for suspension system
--	--



Typical Sizes

	A
MF8	1/2"
MF10	5/8"

	A
MF8	1/2"
MF10	5/8"



ASPEN Panels/
DOWN DX/DXL Suspension System

LEED Credits
Recycled Content: 29%

MR				EQ		
Waste Reduction ¹	Recycled Content	Regional Materials ²	Rapidly Renewable Materials	Low-Emitting Materials	Daylight and Views	Acoustical Performance
●	●	●	●	●	●	●

Features and Benefits


- Random, naturally sculptured appearance offers upscale look without upscale cost.
- Sizes and formulations meet most design criteria. Suitable for general applications.

Applications

- Schools
- General offices
- Retail stores

Substrate

- Water-felted mineral fiber


















Medium-textured panel

Call 888 874.2450 for samples



White

UL Classified											
Edge	Panel Size	Class	Item No.	NRC	CAC Min.	LR ³	Color	Grid Options	VOC Emissions	Recycled Content ⁴	Panel Cost
											
ASPEN Panels	SLT 	Class A	650	.55	35	.87 	White	A	Low	29%	\$\$
		Class A	651	.55	35	.87 	White	A	Low	29%	\$\$
ASPEN Illusion Two/24 Panels The look of 2'x2' panels	SLT ⁵ 	Class A	652	.50	40 	.84	White	A	Low	29%	\$\$
Illusion Two/24											
Face-Cut Patterns											
Legend											
 Low Emissions (VOC Class) Classified as low-emitting per standards established by the Collaborative for High-Performance Schools (CHPS), following California Specification 01350 testing methods.											
A DX®/DXL™											
Grid Profile Options											

**Physical Data/
Footnotes**

Product literature
Data sheet: SC1809

ASTM E1264 classification
ASPEN: Type III, Form 2, Pattern CDFI
ASPEN Illusion: Type III, Form 2, Pattern CDFIK

ASTM E84 surface burning characteristics
Class A
Flame spread: 25
Smoke developed: 50

Weight
1.43 lb./sq. ft. (Class A)
1.67 lb./sq. ft. (Illusion)

Thermal resistance
R-1.7 (3/4" panels)

Maximum backloading
See Warranty for details.

Maintenance
Can be cleaned easily with a soft brush or vacuum.

Recommended suspensions
See the Grid and Edge selector.

Footnotes
1. Applies when USG acoustical ceilings recycling program is utilized.
2. Dependent on location; see Sustainability selector.
3. LR values are shown as averages.
4. For details, see Sustainability selector.
5. Panels have a 15/16" routing.



ASTRO Panels with *CLIMAPLUS* Superior Performance/
DONN CENTRICITEE DXT Suspension System

LEED Credits

Recycled Content: 65% – 69%
CLIMAPLUS Superior Performance for Mold and Mildew

MR				EQ		
Waste Reduction ¹	Recycled Content	Regional Materials ²	Rapidly Renewable Materials	Low-Emitting Materials	Daylight and Views	Acoustical Performance
●	●	●	●	●	●	●

Features and Benefits

- Fine-textured, non-perforated, and non-fissured appearance offers highly desired aesthetic
- *CLIMAPLUS* 30-year lifetime system warranty to withstand conditions up to 104 °F (40 °C)/95% relative humidity without visible sag when used with a *DONN*® brand suspension system
- Optional *FIRECODE*™ formulation designed to meet life safety codes

Applications

- Schools
- Hospitals
- Healthcare facilities
- General offices
- Municipal buildings

Substrate

- X-Technology mineral fiber

Fine-textured panel

To order samples, go to usg.com



White

30

Year System Warranty
- No visible sag
- Mold/mildew protection

UL Classified

	Edge	Panel Size	Class ³	Item No.	NRC	CAC Min.	LR ⁴	Color	Grid Options	VOC ⁹ Emissions	Anti-Mold & Mildew	Recycled Content ²	Panel Cost
ASTRO CLIMAPLUS Panels	SQ 	2'x2'x5/8"	Class A	8221	.55	35	.86	White	A, B, C	Low		65% HRC	\$\$
		2'x2'x3/4"		8122	.50	35	.86	White	A, D	Low		69% HRC	\$\$
		2'x4'x5/8"	Class A	8241	.55	35	.86	White	A, B	Low		65% HRC	\$\$
	SLT 	2'x2'x5/8"	Class A	8223	.55	35	.86	White	E	Low		65% HRC	\$\$
		2'x2'x3/4"		8322	.50	35	.86	White	E	Low		69% HRC	\$\$
		2'x4'x5/8"	Class A	8243	.55	35	.86	White	E	Low		65% HRC	\$\$
	FLB 	2'x2'x5/8"	Class A	8227	.55	35	.86	White	F, H, I	Low		65% HRC	\$\$
		2'x2'x3/4"		8722	.50	35	.86	White	G, J	Low		69% HRC	\$\$
		2'x4'x5/8"	Class A	8247	.55	35	.86	White	F, H, I	Low		65% HRC	\$\$
ASTRO CLIMAPLUS Illusion Two/24 Panels	SLT ⁵ 	2'x4'x3/4"	Class A	8742	.55	35	.86	White	E	Low		65% HRC	\$\$
	ILT ⁶ 	2'x4'x3/4"	Class A	8744	.55	35	.86	White	K	Low		65% HRC	\$\$

Illusion Two/24 The look of 2 x 2 panels

Patterns



Legend

Low Emissions (VOC Class)

Classified as low-emitting per standards established by the Collaborative for High-Performance Schools (CHPS), following California Specification 01350 testing methods.

CLIMAPLUS Superior Performance⁷

Contains a broad-spectrum antimicrobial treatment on the face and back of the panel that provides guaranteed resistance against the growth of mold and mildew.

High Recycled Content

Classified as containing greater than 50% total recycled content. Total recycled content is based on product composition of post-consumer and pre-consumer (post-industrial) recycled content per FTC guidelines.

	A DX [®] /DXL™	B DXW™	C ⁸ CENTRICITEE™ DXT	D CENTRICITEE™ DXLT	E DONN DX/DXL	F CENTRICITEE™ DXT	G CENTRICITEE™ DXLT	H FINELINE [®] DXF	I FINELINE [®] 1/8 DXFF	J FINELINE [®] DXLF	K CENTRICITEE™ DXT
Grid Profile Options											

Physical Data/
Footnotes

Product literature
Data sheet: SC2321
ASTM E1264 classification
ASTRO: Type III, Form 1 and 2, Pattern G; ASTRO Illusion: Type III, Form 1, Pattern GK
ASTM E84 surface burning characteristics
Class A
Flame spread: 25
Smoke developed: 50
Weight
0.85 lb./sq. ft. (Class A)
1.10 lb./sq. ft. (FIRECODE)

Thermal resistance
R-2.0 (Class A 5/8")
R-2.4 (Class A 3/4")
R-2.4 (FIRECODE 3/4")
Maximum backloading
See Warranty for details.
Maintenance
Can be cleaned easily with a soft brush or vacuum.
Texture
Because the manufacturing process for ASTRO CLIMAPLUS ceiling panels can potentially create subtle texture variations, we recommend ordering and installing this product by production lot number.

Footnotes
1. Applies when USG acoustical ceilings recycling program is utilized.
2. For details, see LEED report generator at usgdesignstudio.com.
3. Fire-rated items: see UL design details.
4. LR values are shown as averages.
5. Panels have a 15/16" routing.
6. Panels have a 9/16" routing.
7. Panel face and back surfaces treated with a patented, broad-spectrum antimicrobial standard formulation that inhibits and retards the growth of mold and mildew. For details, see *Ceiling Systems Warranties and Limitations* (SC2102)

and *CLIMAPLUS Ceilings Certification of Performance* (SC2451).
8. Maximum 2'x2' with SQ Edge panels.
9. No formaldehyde is added to any ingredient or during the manufacturing process for all mineral fiber acoustical ceiling products manufactured by USG Interiors, Inc.



Brio Panels with *CLIMAPLUS* Superior Performance/
DONN CENTRICITEE DXT Suspension System

LEED Credits

Recycled Content: 71%
CLIMAPLUS Superior Performance for Mold and Mildew

MR		EQ				
Waste Reduction ¹	Recycled Content	Regional Materials ²	Rapidly Renewable Materials	Low-Emitting Materials	Daylight and Views	Acoustical Performance
●	●	●	●	●	●	●

Features and Benefits

- Uniquely textured cast product with durable surface that resists scrapes commonly caused by accessing the ceiling plenum
- Integral color masks nicks and scratches and enhances lifelong panel appearance
- *CLIMAPLUS* 30-year lifetime system warranty to withstand conditions up to 104 °F (40 °C)/95% relative humidity without visible sag when used with a *DONN*® brand suspension system

Applications

- Conference and lobby areas
- Executive offices
- Entertainment and gaming
- Hospitality
- Schools

Substrate

- Cast mineral fiber



Heavily textured panel

To order samples, go to usg.com



















White

30

- Year System Warranty
- No visible sag
- Mold/mildew protection

Brio CLIMAPLUS Panels

Edge	Panel Size	Class	Item No.	UL Classified			Color	Grid Options	VOC ⁵ Emissions	Anti-Mold & Mildew	Abuse-Resistant	Recycled Content ⁴	Panel Cost
				NRC	CAC Min.	LR ³							
SL 	2'x2' x3/4" Paper-Back	Class A	308	.70 	35	.81 	White	A 	Zero 			71% 	\$\$ 
FL 	2'x2' x3/4" Paper-Back	Class A	309	.70 	35	.81	White	B, C, D 	Zero 			71% 	\$\$

Legend

 **Zero Emissions (VOC Class)**

Classified as zero-emitting per standards established by the Collaborative for High-Performance Schools (CHPS), following California Specification 01350 testing methods.

 **CLIMAPLUS Superior Performance⁴**

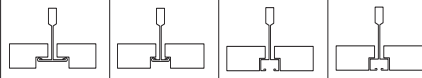
Contains a broad-spectrum antimicrobial treatment on the face and back of the panel that provides guaranteed resistance against the growth of mold and mildew.

 **HRC High Recycled Content**

Classified as containing greater than 50% total recycled content. Total recycled content is based on product composition of post-consumer and pre-consumer (post-industrial) recycled content per FTC guidelines.

A	B	C	D
DX [®] /DXL [™]	CENTRICITEE [™] DXT	FINELINE [®] DXF	FINELINE [®] 1/8 DXFF

Grid Profile Options



Physical Data/ Footnotes

Product literature
Data sheet: SC2349

ASTM E1264 classification
Type III, Form 4, Pattern Z

ASTM E84 surface burning characteristics
Class A
Flame spread: 25
Smoke developed: 50

Weight
1.65 lb./sq. ft.

Thermal resistance
R-1.7

Maximum backloading
See Warranty for details.

Maintenance

Can be cleaned easily with a soft brush or vacuum.

Texture

The manufacturing process for cast ceiling panels creates natural, subtle texture variations, which is a distinguishing feature of these products. Because of potential variances between production dates, we recommend ordering and installing cast products by production date code.

Footnotes

1. Applies when USG acoustical ceilings recycling program is utilized.
2. For details, see LEED report generator at usgdesignstudio.com.
3. LR values are shown as averages.
4. Panel face and back surfaces treated with a patented, broad-spectrum antimicrobial standard formulation that inhibits and retards the growth of mold and mildew. For details, see *Ceiling Systems Warranties and Limitations* (SC2102) and *CLIMAPLUS Ceilings Certification of Performance* (SC2451).

5. No formaldehyde is added to any ingredient or during the manufacturing process for all mineral fiber acoustical ceiling products manufactured by USG Interiors, Inc.



CLEAN ROOM Class 10M–100M Panels with *CLIMAPLUS* Performance/
DONN DXLA Suspension System

LEED Credits

Recycled Content: 51%
CLIMAPLUS No-Sag Warranty

MR				EQ		
Waste Reduction	Recycled Content	Regional Materials ¹	Rapidly Renewable Materials	Low-Emitting Materials	Daylight and Views	Acoustical Performance
	●	●	●		●	●

Features and Benefits

- CLEAN ROOM™ *CLIMAPLUS*™ Class 100 and Class 10M-100M panels have an embossed, vinyl-laminated face with sealed back and edges for use in Class 100 or 10M-100M clean rooms
- FIRECODE™ formulation designed to meet life safety codes
- *CLIMAPLUS* 30-year lifetime system warranty to withstand conditions up to 104 °F (40 °C)/95% relative humidity without visible sag when used with a DONN® brand suspension system

Applications

- Clean rooms
- Laboratories
- Surgical areas/ emergency rooms
- MRI rooms
- Kitchens/food prep areas (Class 100 only)

Substrate

- Water-felted mineral fiber



To order samples, go to usg.com



White

30

Year System Warranty
– No visible sag

UL Classified											
Edge	Panel Size	Class ²	Item No.	NRC ³	CAC Min.	LR ⁴	Color	Grid Options	Recycled Content ¹	Panel Cost	
CLEAN ROOM CLIMAPLUS Class 100 Panels	SQ 	2'x2'x5/8" Unperforated	56099	—	35	.79	White	A, B, C, D, E	51% 	\$\$	
		2'x4'x5/8" Unperforated	56091	—	35	.79	White	A, B, C, D, E	51% 	\$\$	
CLEAN ROOM CLIMAPLUS Class 10M-100M Panels ⁷	SQ 	2'x2'x5/8" Perforated	56060	.55	35	.79	White	A, B, C, D, E	51% 	\$\$	
		2'x4'x5/8" Perforated	56090	.55	35	.79	White	A, B, C, D, E	51% 	\$\$	

Legend

High Recycled Content
Classified as containing greater than 50% total recycled content. Total recycled content is based on product composition of post-consumer and pre-consumer (post-industrial) recycled content per FTC guidelines.

Grid Profile Options ⁵	A DX [®] /DXL™	B DXLA™	C ZXL™	D AX™	E CE™ ⁶

**Physical Data/
Footnotes**

Product literature
Data sheet: SC1811

ASTM E1264 classification
Class 100: Type X, Pattern GI
Class 10-100M: Type X, Pattern CGI

ASTM E84 surface burning characteristics
Class A
Flame spread: 25
Smoke developed: 50

Weight
1.1 lb./sq. ft. (Class 100 panels)
1.2 lb./sq. ft. (Class 10M-100M panels)

Thermal resistance
R-1.6

Maximum backloading
See Warranty for details.

Maintenance
Can be cleaned easily with a damp sponge, mild detergent and water. Do not use acetate, ammonia, or highly concentrated chlorine, bromide or other harsh chemicals.

Footnotes
1. For details, see LEED report generator at usgdesignstudio.com.
2. Fire-rated items: see UL design details.
3. NRC rating CLEAN ROOM CLIMAPLUS Class 100 panels is .10. USG does not consider a ceiling panel to be acoustically rated if NRC is less than .50.

4. LR values are shown as averages.
5. Field-cut edges of CLEAN ROOM panels may be sealed with white latex paint.
6. Clean-room-rated applications require a suspension system with gasketed tee flanges such as DOWN CE.
7. Not intended for kitchen/food prep applications. Use unperforated product (Class 100) — item numbers 56099 and 56091.
8. No formaldehyde is added to any ingredient or during the manufacturing process for all mineral fiber acoustical ceiling products manufactured by USG Interiors, Inc.

10

Year Availability
76575, 76775, 76975, 78575, 78775

HRC

High Recycled Content



ECLIPSE Panels with *CLIMAPLUS* Superior Performance/
DONN FINELINE DXF Suspension System

LEED Credits

Recycled Content: 62% – 77%
CLIMAPLUS Superior Performance for Mold and Mildew

MR				EQ		
Waste Reduction ¹	Recycled Content	Regional Materials ²	Rapidly Renewable Materials	Low-Emitting Materials	Daylight and Views	Acoustical Performance
●	●	●	●	●	●	●

Features and Benefits

- NRC performance of .70
- Optional FIRECODE™ formulation.
- *CLIMAPLUS* 30-year lifetime system warranty to withstand conditions up to 104 °F (40 °C)/95% relative humidity without visible sag when used with a DONN® brand suspension system
- Panel used in RENDITIONS™ face-routed ceiling systems (see IC327)

Applications

- Schools
- Hotels
- Lobbies
- General office and conference areas
- Transportation terminals

Substrate

- X-Technology mineral fiber




Fine-textured panel

To order samples, go to usg.com





See individual items for color availability.

Standard Colors



30
 Year System Warranty
 - No visible sag
 - Mold/mildew protection

ECLIPSE CLIMAPLUS Panels

Edge	Panel Size Imperial Metric (mm) ³	Class ⁴	Item No. Imperial Metric	UL Classified		LR ⁵	Color ⁶	Grid Options	VOC ¹⁰ Emissions	Anti-Mold & Mildew	Recycled Content ²	Panel Cost	
				NRC	CAC Min.								
SQ 	2'x2'x3/4"	Class A	76575	.70	35	.86	White	A, B, C	Low		77% HRC	\$\$	
	2'x4'x3/4"	Class A	78575	.70	35	.86	White	A, B	Low		77% HRC	\$\$	
	SLT 	2'x2'x3/4"	Class A	76775 ME76775	.70	35	.86	White Standard	D	Low		77% HRC	\$\$
		2'x2'x3/4"		76779	.60	35	.86	White	D	Low		62% HRC	\$\$
		2'x4'x3/4"	Class A	78775	.70	35	.86	White	D	Low		77% HRC	\$\$
	FL 	2'x2'x3/4"	Class A	76975 ME76975	.70	35	.86	White Standard	E, G, H	Low		77% HRC	\$\$
2'x2'x3/4"			76979	.60	35	.86	White	F, I	Low		62% HRC	\$\$	
2'x4'x3/4"		Class A	78975	.70	35	.86	White	E, G, H	Low		77% HRC	\$\$	
ECLIPSE CLIMAPLUS Tile ^{7,8} 	12"x12"x3/4"	Class A	70073	.60	40	.86	White	J	Low		77% HRC	\$\$\$\$	

Legend

 **Low Emissions (VOC Class)**

Classified as low-emitting per standards established by the Collaborative for High-Performance Schools (CHPS), following California Specification 01350 testing methods.











 **CLIMAPLUS Superior Performance⁹**

Contains a broad-spectrum antimicrobial treatment on the face and back of the panel that provides guaranteed resistance against the growth of mold and mildew.

 **High Recycled Content**

Classified as containing greater than 50% total recycled content. Total recycled content is based on product composition of post-consumer and pre-consumer (post-industrial) recycled content per FTC guidelines.

Grid Profile Options

A DX®/DXL™	B DXW™	C CENTRICITEE™ DXT	D DX/DXL	E CENTRICITEE DXT	F CENTRICITEE DXLT	G FINELINE® DXF	H FINELINE® 1/8 DXFF	I FINELINE® DXLF	J DX®/DXL™ Concealed
									

**Physical Data/
Footnotes**

Product literature

Data sheet: SC1812

ASTM E1264 classification

Type III, Form 1, Pattern EI

ASTM E84 surface burning characteristics

Class A
 Flame spread: 25
 Smoke developed: 50

Imperial weight

.97 lb./sq. ft. (Class A panels and tile)
 1.2 lb./sq. ft. (FIRECODE panels)

Metric weight

5.07 kg/m² (Class A panels)

Thermal resistance

R-2.0 (Class A)
 R-1.9 (Firecode)

Maximum backloading

See Warranty for details.

Maintenance

Can be cleaned easily with a soft brush or vacuum.

Patented technology

This product's unique combination of sag resistance and sound performance results from a technology covered by U.S. Patent No. 5,250,153.

Footnotes

1. Applies when USG acoustical ceilings recycling program is utilized.
2. For details, see LEED report generator at usgdesignstudio.com.
3. Metric available in white only.
4. Fire-rated items: see UL design details.
5. LR values shown as averages.
6. See Colors selector for more information. Metric: white only.
7. Contact USG for adhesive recommendations for 12"x12" glue-up applications.
8. Not UL Classified for acoustics.

9. Panel face and back surfaces treated with a patented, broad-spectrum antimicrobial standard formulation that inhibits and retards the growth of mold and mildew. For details, see *Ceiling Systems Warranties and Limitations (SC2102)* and *CLIMAPLUS Ceilings Certification of Performance (SC2451)*.
10. No formaldehyde is added to any ingredient or during the manufacturing process for all mineral fiber acoustical ceiling products manufactured by USG Interiors, Inc.

Eclipse™ *ClimaPlus*™ Illusion™ and Pedestals™



10

Year Availability
78785

HRC

High Recycled Content



ECLIPSE PEDESTALS IV Panels with *CLIMAPLUS* Superior Performance/
DONN CENTRICITEE DXT Suspension System

LEED Credits

Recycled Content: 77%
CLIMAPLUS Superior Performance for Mold and Mildew

MR				EQ		
Waste Reduction ¹	Recycled Content	Regional Materials ²	Rapidly Renewable Materials	Low-Emitting Materials	Daylight and Views	Acoustical Performance
●	●	●	●	●	●	●

Features and Benefits

- A variety of face scores create the illusion of a smaller-scaled ceiling system without compromising accessibility
- Solid NRC performance of up to .70 meets general office acoustical needs for sound absorption
- *CLIMAPLUS* 30-year lifetime system warranty to withstand temperature and humidity conditions up to 104 °F (40 °C)/95% relative humidity without visible sag when used with a *DONN*® brand suspension system

Applications

- Boutiques
- Schools
- Reception lobbies
- Transportation terminals

Substrate

- X-Technology mineral fiber



Fine-textured panel

To order samples, go to usg.com



White

30

- Year System Warranty
- No visible sag
- Mold/mildew protection

UL Classified

	Edge	Panel Size	Class	Item No.	NRC	CAC Min. ³	LR ⁴	Color	Grid Options	VOC ⁵ Emissions	Anti-Mold & Mildew	Recycled Content ²	Panel Cost
ECLIPSE CLIMAPLUS ILLUSION Two/24 Panels The look of 2'x2' panels	SLT ⁵ 	2'x4'x3/4"	Class A	78785	.70 	35	.84	White	A	Low		77% 	\$\$
	ILT ⁶ 	2'x4'x3/4"	Class A	78085	.70 	35	.84	White	B	Low		77% 	\$\$
ECLIPSE CLIMAPLUS ILLUSION Four/48 Panels The look of 48"x6" linear strips	SLT ⁶ 	2'x4'x3/4"	Class A	78711⁸	.70 	35	.84	White	A	Low		77% 	\$\$
	ILT ⁷ 	2'x4'x3/4"	Class A	78011⁸	.70 	35	.84	White	B	Low		77% 	\$\$
ECLIPSE CLIMAPLUS PEDESTALS I Panels Triple-step scoring	PE/SLT 	2'x2'x3/4"	Class A	72715	.65 	35	.84	White	C	Low		77% 	\$\$
	PE/ILT 	2'x4'x3/4"	Class A	72015	.65 	35	.84	White	D	Low		77% 	\$\$
ECLIPSE CLIMAPLUS PEDESTALS IV Panels Triple-step scoring in 12"x12" modules	PE/SLT ⁵ 	2'x2'x3/4"	Class A	72716	.65 	35	.84	White	C	Low		77% 	\$\$
	PE/ILT ⁶ 	2'x2'x3/4"	Class A	72215	.65 	35	.84	White	D	Low		77% 	\$\$

Patterns	Illusion Two/24	Illusion Four/48	Pedestals I	Pedestals IV

Legend

Low Emissions (VOC Class)

Classified as low-emitting per standards established by the Collaborative for High-Performance Schools (CHPS), following California Specification 01350 testing methods.

CLIMAPLUS Superior Performance⁷

Contains a broad-spectrum antimicrobial treatment on the face and back of the panel that provides guaranteed resistance against the growth of mold and mildew.

High Recycled Content

Classified as containing greater than 50% total recycled content. Total recycled content is based on product composition of post-consumer and pre-consumer (post-industrial) recycled content per FTC guidelines.

Grid Profile Options	A DX ⁹ /DXL™	B CENTRICITEE™ DXT	C DX/DXL	D CENTRICITEE DXT

Physical Data/
Footnotes

Product literature
Data sheet: SC1846B

ASTM E1264 classification
Type III, Form 1, Pattern EIK (Illusion) or Pattern EI (Pedestals)

ASTM E84 surface burning characteristics
Class A
Flame spread: 25
Smoke developed: 50

Weight
.97-1.2 lb./sq. ft.

Thermal resistance
R-2.0

Maximum backloading
See Warranty for details.

Maintenance
Can be cleaned easily with a soft brush or vacuum.

Patented technology
This product's unique combination of sag resistance and sound performance results from a technology covered by U.S. Patent No. 5,250,153.

Footnotes

- Applies when USG acoustical ceilings recycling program is utilized.
- For details, see LEED report generator at usgdesignstudio.com.
- Adding sound masking can be as effective as using a ceiling panel with a higher CAC rating, providing increased privacy between enclosed office spaces.
- LR values are shown as averages.
- Panels have a 15/16" routing.
- Panels have a 9/16" routing.

- Panel face and back surfaces treated with a patented, broad-spectrum antimicrobial standard formulation that inhibits and retards the growth of mold/mildew. For details, see *Ceiling Systems Warranties and Limitations* (SC2102) and *CLIMAPLUS Ceilings Certification of Performance* (SC2451)
- 5,000 sq. ft. minimum.
- No formaldehyde is added to any ingredient or during the manufacturing process for all mineral fiber acoustical ceiling products manufactured by USG Interiors, Inc.

Note

Panels with face routing do not carry USG's CLIMAPLUS non-sag warranty. Refer to standard commercial ceilings warranty.

“F” Fissured™



10

Year Availability
132

HRC

High Recycled Content



“F” FISSURED Panels/
DOWN CENTRICITEE DXT Suspension System

LEED Credits

Recycled Content: 71%

MR				EQ		
Waste Reduction ¹	Recycled Content	Regional Materials ²	Rapidly Renewable Materials	Low-Emitting Materials	Daylight and Views	Acoustical Performance
●	●	●	●	●	●	●

Features and Benefits

- Cast product with durable surface that resists scrapes commonly caused by accessing the ceiling plenum
- Combine 12"x12" tile with the DOWN® brand DX®/DXL™ concealed suspension system to create a nearly monolithic ceiling surface

Applications

- Administrative offices
- Schools
- Financial institutions
- Religious buildings

Substrate

- Cast mineral fiber






















Medium-textured panel

To order samples, go to usg.com



White

	Edge	Panel Size	Class	Item No.	UL Classified		LR ³	Color	Grid Options	VOC ⁶ Emissions	Abuse-Resistant	Recycled Content ⁴	Panel Cost
					NRC	CAC Min.							
"F" FISSURED Panels	SQ 	2'x2'x3/4"	Class A	131	.70	35	.79	White	A, B, C	Zero		71% 	\$\$
		Foil-Back 2'x4'x3/4"	Class A	135	.70	35	.79	White	A, B	Zero		71% 	\$\$
	SL 	2'x2'x3/4"	Class A	132	.70	35	.79	White	D	Zero		71% 	\$\$
		Foil-Back 2'x4'x3/4"	Class A	136	.70	35	.79	White	D	Zero		71% 	\$\$
	FL 	2'x2'x3/4"	Class A	133	.70	35	.79	White	E, F, G	Zero		71% 	\$\$
		Foil-Back											
"F" FISSURED Tile ^{4,5}	BESK 	12"x12'x3/4"	Class A	102	.70	25	.79	White	H	Zero		71% 	\$\$\$\$
	SESK 	12"x12'x3/4"	Class A	101	.70	25	.79	White	I	Zero		71% 	\$\$\$\$



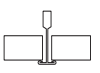




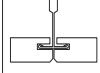

Legend

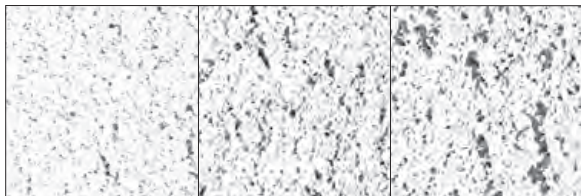
 **Zero Emissions (VOC Class)**

Classified as zero-emitting per standards established by the Collaborative for High-Performance Schools (CHPS), following California Specification 01350 testing methods.

 **High Recycled Content**

Classified as containing greater than 50% total recycled content. Total recycled content is based on product composition of post-consumer and pre-consumer (post-industrial) recycled content per FTC guidelines.

	A DX [®] /DXL™	B DXW™	C CENTRICITEE™ DXT	D DX/DXL	E CENTRICITEE DXT	F FINELINE [®] DXF	G FINELINE [®] 1/8 DXFF	H DX [®] /DXL™ Concealed	I DX/DXL Concealed
Grid Profile Options									




Composite of "F" FISSURED ceiling products shows range to be expected in a production lot, and possibly in the same panel or tile. Ranges are random and cannot be specified. Texture appearance will vary based on ceiling height, installation methods, and natural variations of the product.

Physical Data/ Footnotes

Product literature
Data sheet: SC1816
ASTM E1264 classification
Type III, Form 4, Pattern D
ASTM E84 surface burning characteristics
Class A
Flame spread: 25
Smoke developed: 50
Weight
1.75 lb./sq. ft.
Thermal resistance
R-1.7
Maximum backloading
See Warranty for details.

Maintenance
Can be cleaned easily with a soft brush or vacuum.
Texture
The manufacturing process for cast ceiling panels creates natural, subtle texture variations, which is a distinguishing feature of these products. Because of potential variances between production dates, we recommend ordering and installing cast products by production lot number.

Footnotes
1. Applies when USG acoustical ceilings recycling program is utilized.
2. For details, see LEED report generator at usgdesignstudio.com.
3. LR values are shown as averages.
4. Contact USG for adhesive recommendations for 12"x12" glue-up applications.
5. Not UL Classified for acoustics.
6. No formaldehyde is added to any ingredient or during the manufacturing process for all mineral fiber acoustical ceiling products manufactured by USG Interiors, Inc.



FISSURED Panels/
DOWN DX/DXL Suspension System

LEED Credits
Recycled Content: 25% – 50%

MR				EQ		
Waste Reduction ¹	Recycled Content	Regional Materials ²	Rapidly Renewable Materials	Low-Emitting Materials	Daylight and Views	Acoustical Performance
●	●	●	●	●	●	●

Features and Benefits

- Economical, all-purpose ceiling pattern available in various panel sizes.
- Optional FIRECODE™ formulation designed to meet life safety codes.

Applications

- Administrative offices
- Corridors
- Mass merchandisers
- Convenience stores

Substrate

- Water-felted mineral fiber



Medium-textured panel

Call 888 874.2450 for samples



White

UL Classified												
Edge	Panel Size	Class ³	Item No.	NRC	CAC Min.	LR ⁴	Color	Grid Options	VOC Emissions	Recycled Content ⁵	Panel Cost	
FISSURED Panels	SQ 	2'x2' x5/8"	Class A	560	.55	33	.81	White	A, B, C	Low	25%	\$
		2'x2' x5/8"		585	.55	35	.81	White	A	Low	48 – 50%	\$
		2'x4' x5/8"	Class A	562	.55	35	.81	White	A, B	Low	25%	\$
		2'x4' x5/8"		586	.55	35	.81	White	A	Low	48 – 50%	\$
	SLT 	2'x2' x5/8"	Class A	506	.55	33	.81	White	D	Low	25%	\$
		2'x4' x5/8"	Class A	507	.55	35	.81	White	D	Low	25%	\$

Legend

Low Emissions (VOC Class)

Classified as low-emitting per standards established by the Collaborative for High-Performance Schools (CHPS), following California Specification 01350 testing methods.

Grid Profile Options

A DX®/DXL™	B DXW™	C CENTRICITEE™ DXT	D DX/DXL

**Physical Data/
Footnotes**

Product literature
Data sheet: SC1815

ASTM E1264 classification
Type III, Form 2, Pattern CD

ASTM E84 surface burning characteristics
Class A
Flame spread: 25
Smoke developed: 50

Weight
.61-1.2 lb./sq. ft. (Class A)
1.14-1.22 lb./sq. ft. (FIRECODE)

Thermal resistance
R-1.4 (Class A)
R-1.6 (FIRECODE)

Maximum backloading
See Warranty for details.

Maintenance
Can be cleaned easily with a soft brush or vacuum.

Footnotes

1. Applies when USG acoustical ceilings recycling program is utilized.
2. Dependent on location; see Sustainability selector.
3. Fire-rated items: see UL design details.
4. LR values are shown as averages.
5. For details, see Sustainability selector.



Fresco Panels with *CLIMAPLUS* Superior Performance/
DONN FINELINE 1/8 DXFF Suspension System

LEED Credits

Recycled Content: 71%
CLIMAPLUS Superior Performance for Mold and Mildew

MR				EQ		
Waste Reduction ¹	Recycled Content	Regional Materials ²	Rapidly Renewable Materials	Low-Emitting Materials	Daylight and Views	Acoustical Performance
●	●	●	●	●	●	●

Features and Benefits

- Uniquely textured cast product with durable surface that resists scrapes commonly caused by accessing the ceiling plenum
- Integral color masks nicks and scratches and enhances lifelong panel appearance
- *CLIMAPLUS* 30-year lifetime system warranty to withstand conditions up to 104 °F (40°C)/95% relative humidity without visible sag when used with a *DONN*® brand suspension system

Applications

- Conference and lobby areas
- Department stores
- Entertainment and gaming
- Executive offices
- Media centers
- Hospitality

Substrate

- Cast mineral fiber



Heavily textured panel

To order samples, go to usg.com



White

30

Year System Warranty
 - No visible sag
 - Mold/mildew protection

UL Classified													
Edge	Panel Size	Class	Item No.	NRC	CAC Min.	LR ³	Color	Grid Options	VOC ⁵ Emissions	Anti-Mold & Mildew	Abuse-Resistant	Recycled Content ²	Panel Cost
Fresco CLIMAPlus Panels	SL Paper-Back	Class A	608	.70 	35	.83	White	A	Zero			71% 	\$\$
	FL Paper-Back	Class A	609	.70 	35	.83	White	B, C, D	Zero			71% 	\$\$

Legend

Zero Emissions (VOC Class)

Classified as zero-emitting per standards established by the Collaborative for High-Performance Schools (CHPS), following California Specification 01350 testing methods.

CLIMAPlus Superior Performance⁴

Contains a broad-spectrum antimicrobial treatment on the face and back of the panel that provides guaranteed resistance against the growth of mold and mildew.

HRC High Recycled Content

Classified as containing greater than 50% total recycled content. Total recycled content is based on product composition of post-consumer and pre-consumer (post-industrial) recycled content per FTC guidelines.

Grid Profile Options

A	B	C	D
DX®/DXL™	CENTRICITEE™ DXT	FINELINE® DXF	FINELINE® 1/8 DXFF

Physical Data/ Footnotes

Product literature
 Data sheet: SC2348

ASTM E1264 classification
 Type III, Form 4, Pattern Z

ASTM E84 surface burning characteristics
 Class A
 Flame spread: 25
 Smoke developed: 50

Weight
 1.65 lb./sq. ft.

Thermal resistance
 R-1.7

Maximum backloading
 See Warranty for details.

Maintenance
 Can be cleaned easily with a soft brush or vacuum.

Texture
 The manufacturing process for cast ceiling panels creates natural, subtle texture variations, which is a distinguishing feature of these products. Because of potential variances between production dates, we recommend ordering and installing cast products by production lot number.

Footnotes

1. Applies when USG acoustical ceilings recycling program is utilized.
2. Dependent on location; see Sustainability selector.
3. LR values are shown as averages.
4. Panel face and back surfaces are treated with USG's superior performing, patented, broad-spectrum antimicrobial treatment. This standard formulation inhibits and retards the growth of mold and mildew. For details, see *Ceiling Systems Warranties and Limitations* (SC2102) and *ClimaPlus Ceilings Certification of Performance* (SC2451).

5. No formaldehyde is added to any ingredient or during the manufacturing process for all mineral fiber acoustical ceiling products manufactured by USG Interiors, Inc.



FROST Panels/
DONN Finline DXF Suspension System

LEED Credits

Recycled Content: 70% – 71%

MR				EQ		
Waste Reduction ¹	Recycled Content	Regional Materials ²	Rapidly Renewable Materials	Low-Emitting Materials	Daylight and Views	Acoustical Performance
●	●	●	●	●	●	●

Features and Benefits

- Excellent combination of noise reduction (NRC .70) and sound attenuation (CAC 40)
- Zero VOC emissions exceeds the most stringent air quality standards
- Damage-resistant panels with integral color help to reduce the overall cost of ownership
- 30-year lifetime system warranty against visible sag, mold and mildew

Applications

- Healthcare-HIPAA requirements
- Open or closed offices
- Media centers
- Libraries
- Schools-ANSI S12.60 classroom guidelines

Substrate

- Cast mineral fiber



Fine-textured panel

To order samples, go to usg.com



White

UL Classified																											
Edge	Panel Size	Class ³	Item No.	NRC	CAC Min.	LR ⁴	Color	Grid Options	VOC ⁵ Emissions	Abuse-Resistant	Recycled Content ²	Panel Cost															
FROST Panels	SLB 	2'x2'x7/8" Foil-Back	Class A 440	.70 	40	.83	White	A	Zero		71% 	\$\$															
		2'x2'x3/4" Foil-Back	 415	.55 	35	.83	White	A	Zero		70% 	\$\$															
		2'x4'x3/4" Paper-Back	Class A 450	.70 	38	.83	White	A	Zero		71% 	\$\$															
	FL 	2'x4'x3/4" Paper-Back	Class A 460	.70 	38	.83	White	B, C, D	Zero		71% 	\$\$															
FROST Pedestals I Panels Triple-step scoring	PE/IL 	2'x2'x3/4" Paper-Back	Class A 400	.70 	35	.83	White	E	Zero		71% 	\$\$\$															
Legend																											
Zero Emissions (VOC Class) Classified as zero-emitting per standards established by the Collaborative for High-Performance Schools (CHPS), following California Specification 01350 testing methods.						High Recycled Content Classified as containing greater than 50% total recycled content. Total recycled content is based on product composition of post-consumer and pre-consumer (post-industrial) recycled content per FTC guidelines.																					
<table border="1"> <thead> <tr> <th>A</th> <th>B</th> <th>C</th> <th>D</th> <th>E</th> </tr> <tr> <td>DX®/DXL™</td> <td>CENTRICITEE™ DXT</td> <td>FINELINE® DXF</td> <td>FINELINE® 1/8 DXFF</td> <td>CENTRICITEE DXT</td> </tr> </thead> <tbody> <tr> <td></td> <td></td> <td></td> <td></td> <td></td> </tr> </tbody> </table>													A	B	C	D	E	DX®/DXL™	CENTRICITEE™ DXT	FINELINE® DXF	FINELINE® 1/8 DXFF	CENTRICITEE DXT					
A	B	C	D	E																							
DX®/DXL™	CENTRICITEE™ DXT	FINELINE® DXF	FINELINE® 1/8 DXFF	CENTRICITEE DXT																							
Grid Profile Options																											

**Physical Data/
Footnotes**

Product literature
Data sheet: SC1817

ASTM E1264 classification
Type III, Form 4, Pattern E

ASTM E84 surface burning characteristics
Class A
Flame spread: 25
Smoke developed: 50

Weight
1.65-1.7 lb./sq. ft.

Thermal resistance
R-1.7 (Class A)
R-1.1 (FIRECODE)

Maximum backloading
See Warranty for details.

Maintenance
Can be cleaned easily with a soft brush or vacuum.

Impact resistance
ASTM C367 – tested to min. 190 lbf. for 1/4" depression by a 2" steel ball.

Texture
The manufacturing process for cast ceiling panels creates natural, subtle texture variations, which is a distinguishing feature of these products. Because of potential variances between production dates, we recommend ordering and installing cast products by production lot number.

Footnotes
1. Applies when USG acoustical ceilings recycling program is utilized.
2. For details, see LEED report generator at usgdesignstudio.com.
3. Fire-rated items: see UL design details.
4. LR values are shown as averages.
5. No formaldehyde is added to any ingredient or during the manufacturing process for all mineral fiber acoustical ceiling products manufactured by USG Interiors, Inc.

10

Year Availability
414, 418, 419, 484, 488, 489

HRC

High Recycled Content



FROST Panels with *CLIMAPLUS* Superior Performance
DONN FINELINE 1/8 DXFF Suspension System

LEED Credits

Recycled Content: 71%
Rapidly Renewable Materials: 12%
CLIMAPLUS Superior Performance for Mold and Mildew

MR				EQ		
Waste Reduction ¹	Recycled Content	Regional Materials ²	Rapidly Renewable Materials	Low-Emitting Materials	Daylight and Views	Acoustical Performance
●	●	●	●	●	●	●

Features and Benefits

- Excellent combination of noise reduction (up to NRC-.75) and sound attenuation (up to CAC-40) for use in mixed (open plan/closed plan) office design
- Zero VOC emissions exceeds the most stringent air quality standards
- High light-reflective finish (up to LR-.88) reduces light fixtures and energy use
- Damage-resistant panels with integral color help to reduce the overall cost of ownership
- 30-year lifetime system warranty against visible sag, mold and mildew

Applications

- Healthcare – HIPAA requirements
- Schools – ANSI S12.60 classroom guidelines
- Government projects – ACOE performance requirements
- Mixed office design
- Open or closed plan offices
- Media centers/libraries

Substrate

- Cast mineral fiber



Fine-textured panel

To order samples, go to usg.com
See individual items for color availability.

Standard Colors

White	Parchment 103	Manilla 246	Beige 142	Straw 143	Sandstone 090	Taupe 107
Charcoal 534	Flat Black 205					

Advantage Colors

Silverstone 052	Breeze 2659	Blue Grey 564	Azure 2660	Slate 568	Spruce 567	Tuscany 2663	Sorbet 2658
Squash 2661	Safari 2662	Redwood 566	Sienna 565	Halo 206	Mist 053	Nectar 546	Quartz 082

30
 Year System Warranty
 - No visible sag
 - Mold/mildew protection

	Edge	Panel Size	Class	Item No.	UL Classified			Color ⁶	Grid Options	VOC ⁷ Emissions	Anti-Mold & Mildew	Abuse-Resistant	Recycled Content ²	Panel Cost
					NRC	CAC Min. ³	LR ⁴							
Frost CLIMAPlus Panels	SLB 	2'x2'x3/4" Paper-Back	Class A	414	.70	36	.83	White Standard Advantage	A	Zero			71% 	\$\$
	SLB 	2'x2'x7/8" Paper-Back	Class A	438	.70	38	.83	White	A	Zero			71% 	\$\$
	FL 	2'x2'x3/4" Paper-Back	Class A	418	.70	38/40	.83	White Standard Advantage	B, C, D	Zero			71% 	\$\$
	FLB 	2'x2'x3/4" Paper-Back	Class A	419	.70	38/40	.83	White Standard Advantage	E, F, G	Zero			71% 	\$\$
Frost CLIMAPlus High NRC/ High CAC Panels	SLB 	2'x2'x7/8" Paper-Back	Class A	484	.75	38	.88	White	A	Zero			71% 	\$\$
	FL 	2'x2'x7/8" Paper-Back	Class A	488	.75	38/40	.88	White	B, C, D	Zero			71% 	\$\$
	FLB 	2'x2'x7/8" Paper-Back	Class A	489	.75	38/40	.88	White	E, F, G	Zero			71% 	\$\$
Frost CLIMAPlus High LR	SLB 	2'x2'x3/4" Paper-Back	Class A	490	.70	36	.88	White	A	Zero			71% 	\$\$
	FLB 	2'x2'x3/4" Paper-Back	Class A	491	.70	36	.88	White	E, F, G	Zero			71% 	\$\$

Legend

Zero Emissions (VOC Class)

Classified as zero-emitting per standards established by the Collaborative for High-Performance Schools (CHPS), following California Specification 01350 testing methods.

CLIMAPlus Superior Performance⁵

Contains a broad-spectrum antimicrobial treatment on the face and back of the panel that provides guaranteed resistance against the growth of mold and mildew.

High Recycled Content

Classified as containing greater than 50% total recycled content. Total recycled content is based on product composition of post-consumer and pre-consumer (post-industrial) recycled content per FTC guidelines.

A	B	C	D	E	F	G
DX [®] /DXL [™]	CENTRICITEE [™] DXT	FINELINE [®] DXF	FINELINE [®] 1/8 DXFF	CENTRICITEE [™] DXT	FINELINE [®] DXF	FINELINE [®] 1/8 DXFF

Grid Profile Options

Physical Data/ Footnotes

Product literature
 Data sheet: SC1968
ASTM E1284 classification
 Type III, Form 4, Pattern E
ASTM E84 surface burning characteristics
 Class A
 Flame spread: 25
 Smoke developed: 50
Weight
 1.65-1.76 lb./sq. ft.
Thermal resistance
 R-1.7

Maximum backloading
 See Warranty for details.
Maintenance
 Can be cleaned easily with a soft brush or vacuum.
Texture
 The manufacturing process for cast ceiling panels creates natural, subtle texture variations, which is a distinguishing feature of these products. Because of potential variances between production dates, we recommend ordering and installing cast products by production lot number.

Footnotes
 1. Applies when USG acoustical ceilings recycling program is utilized.
 2. For details, see LEED report generator at usgdesignstudio.com.
 3. Item Nos. 418, 419, 488 and 489 achieve 40 CAC when installed with FINELINE or FINELINE 1/8 suspension system.
 4. LR values are shown as averages.
 5. See Colors selector for more information.
 6. Panel face and back surfaces treated with a patented, broad-spectrum antimicrobial standard formulation that inhibits and retards the growth of mold and mildew.

For details, see *Ceiling Systems Warranties and Limitations (SC2102)* and *CLIMAPlus Ceilings Certification of Performance (SC2451)*.
 7. No formaldehyde is added to any ingredient or during the manufacturing process for all mineral fiber acoustical ceiling products manufactured by USG Interiors, Inc.

10

Year Availability
707, 708, 711

HRC

High Recycled Content



GLACIER Panels/
DONN FINELINE DXFF Suspension System

LEED Credits

Recycled Content: 70% – 71%

MR				EQ		
Waste Reduction ¹	Recycled Content	Regional Materials ²	Rapidly Renewable Materials	Low-Emitting Materials	Daylight and Views	Acoustical Performance
●	●	●	●	●	●	●

Features and Benefits


- Heavily textured cast product with durable surface that resists scrapes commonly caused by accessing the ceiling plenum
- Combine 12"x12" tile with the DONN® brand DX®/DXL™ concealed suspension system to create a monolithic ceiling surface
- Integral color masks nicks and scratches and enhances lifelong panel appearance
- Optional FIRECODE™ formulation designed to meet life safety codes

Applications

- Food courts
- Hospitality
- Libraries
- Restaurants

Substrate

- Cast mineral fiber



Heavy-textured panel

To order samples, go to usg.com

See individual items for color availability.

Standard Colors

White	Parchment 103	Manila 246	Beige 142	Straw 143	Sandstone 090	Taupe 107
Charcoal 534	Flat Black 205					

Advantage Colors


Silverstone 052	Breeze 2659	Blue Grey 564	Azure 2660	Slate 568	Spruce 567	Tuscany 2663	Sorbet 2658
Squash 2661	Safari 2662	Redwood 566	Sienna 565	Halo 206	Mist 053	Nectar 546	Quartz 082

UL Classified																											
Edge	Panel Size	Class	Item No.	NRC	CAC Min.	LR ³	Color ⁴	Grid Options	VOC ⁵ Emissions	Abuse-Resistant	Recycled Content ²	Panel Cost															
GLACIER Panels	SL 	2'x2'x3/4" Foil-Back	Class A	707	.65	35	.70	White Standard Advantage	A	Zero		71% 	\$\$														
		2'x2'x3/4" Foil-Back		715	.65	35	.70	White	A	Zero		70% 	\$\$														
		2'x4'x3/4" Foil-Back	Class A	711	.65	35	.70	White	A	Zero		71% 	\$\$														
	FL 	2'x2'x3/4" Foil-Back	Class A	708	.65	35	.70	White Standard Advantage	B, C, D	Zero		71% 	\$\$														
GLACIER Tile ^{5,6,7}	SESK 	12"x12"x3/4"	Class A	701	.65	25	.70	White	E	Zero		71% 	\$\$\$\$														
Legend																											
Zero Emissions (VOC Class) Classified as zero-emitting per standards established by the Collaborative for High-Performance Schools (CHPS), following California Specification 01350 testing methods.				High Recycled Content Classified as containing greater than 50% total recycled content. Total recycled content is based on product composition of post-consumer and pre-consumer (post-industrial) recycled content per FTC guidelines.																							
<table border="1"> <thead> <tr> <th>A</th> <th>B</th> <th>C</th> <th>D</th> <th>E</th> </tr> </thead> <tbody> <tr> <td>DX®/DXL™</td> <td>CENTRICITEE™ DXT</td> <td>FINELINE® DXF</td> <td>FINELINE® 1/8 DXFF</td> <td>DX®/DXL™ Concealed</td> </tr> <tr> <td></td> <td></td> <td></td> <td></td> <td></td> </tr> </tbody> </table>													A	B	C	D	E	DX®/DXL™	CENTRICITEE™ DXT	FINELINE® DXF	FINELINE® 1/8 DXFF	DX®/DXL™ Concealed					
A	B	C	D	E																							
DX®/DXL™	CENTRICITEE™ DXT	FINELINE® DXF	FINELINE® 1/8 DXFF	DX®/DXL™ Concealed																							
Grid Profile Options																											

Physical Data/ Footnotes**Product literature**
Data sheet: SC1819**ASTM E1264 classification**
Type III, Form 4, Pattern F**ASTM E84 surface burning characteristics**
Class A
Flame spread: 25
Smoke developed: 50**Weight**
1.45 lb./sq. ft. (Class A panels and tile)
1.50 lb./sq. ft. (FIRECODE panel)**Thermal resistance**
R-1.7 (Class A)
R-1.3 (FIRECODE)**Maximum backloading**
See Warranty for details.**Maintenance**
Can be cleaned easily with a soft brush or vacuum.**Texture**
The manufacturing process for cast ceiling panels creates natural, subtle texture variations, which is a distinguishing feature of these products. Because of potential variances between production dates, we recommend ordering and installing cast products by production lot number.**Footnotes**

1. Applies when USG acoustical ceilings recycling program is utilized.
2. For details, see LEED report generator at usgdesignstudio.com.
3. LR values are shown as averages.
4. See Colors selector for more information.
5. Texture appearance will vary based on ceiling height, installation methods, and natural variation of the product.
6. Contact USG for adhesive recommendation for 12" x 12" glue-up applications.
7. Not UL Classified for acoustics.

8. No formaldehyde is added to any ingredient or during the manufacturing process for all mineral fiber acoustical ceiling products manufactured by USG Interiors, Inc.



HALCYON Panels with *CLIMAPLUS* Performance/
DONN FINELINE 1/8 DXFF Suspension System

LEED Credits

Recycled Content: 40% – 42%
LEED Recycled Content Contribution: 40% – 41%
CLIMAPLUS No-Sag Warranty

MR				EQ		
Waste Reduction	Recycled Content	Regional Materials ¹	Rapidly Renewable Materials	Low-Emitting Materials	Daylight and Views	Acoustical Performance
	●	●			●	●

Features and Benefits

- Exceptional noise reduction with NRC values up to 1.00 for open-plan offices
- High light-reflective finish (LR-.88) reduces light fixtures and energy use
- Washable and Scrubbable finish – Impact and Scratch Resistant
- Coordinates visually with MARS for open/closed plan applications
- Compatible with the LOGIX integrated ceiling system
- Non-directional, monolithic visual reduces installation time and waste
- *CLIMAPLUS*™ 30-year lifetime system warranty against visible sag, mold and mildew

Applications

- Open-plan offices
- Offices with indirect lighting
- Waiting Rooms / Nurses stations – assists in addressing HIPAA standards
- Media Rooms⁵
- Libraries⁵

Substrate


- Fiberglass

Call 888 874.2450 for samples



White

Fine-textured panel



30

Year System Warranty
- No visible sag
- Mold/mildew protection

HALCYON
CLIMAPLUS
Panels

UL Classified

Edge	Panel Size ²	Class	Item No.	NRC	CAC Min.	LR ³	Color	Grid Options	Anti-Mold & Mildew	Recycled Content ¹	Panel Cost	
SQ 	2'x2'x3/4"	Class A	97221	.90	20	.88	White	A, B, C		40%	\$\$	
	2'x4'x3/4"	Class A	97241	.90	20	.88	White	A, B		40%	\$\$	
	2'x2'x1"	Class A	98221	.95	20	.88	White	A, B, C		41%	\$\$	
	30"x30"x1"	Class A	98331	.95	20	.88	White	A, B, C		41%	\$\$\$	
	2'x2'x1" Foil-Back	Class A	88221	.90	30	.88	White	A, B, C		41%	\$\$	
	2'x4'x1"	Class A	98241	.95	20	.88	White	A, B		41%	\$\$	
	2'x4'x1" Foil-Back	Class A	88223	.90	30	.88	White	A, B		41%	\$\$	
	2'x4'x1-1/2"	Class A	99241	1.00	25	.88	White	A, B		42%	\$\$	
	2'x4'x1-1/2" Foil-Back	Class A	88224	.95	30	.88	White	A, B		42%	\$\$	
	2'x2'x1-1/2"	Class A	99221	1.00	25	.88	White	A, B, C		42%	\$\$	
	SL 	2'x2'x1"	Class A	98223	.95	20	.88	White	D		41%	\$\$
		2'x2'x1" Foil-Back	Class A	88225	.90	30	.88	White	D		41%	\$\$
		2'x4'x1"	Class A	98243	.95	20	.88	White	D		41%	\$\$
		30"x30"x1"	Class A	98333	.95	20	.88	White	D		41%	\$\$\$
		2'x4'x1" Foil-Back	Class A	88226	.90	30	.88	White	D		41%	\$\$
		2'x2'x1-1/2"	Class A	99223	1.00	25	.88	White	D		42%	\$\$
	FL 	2'x2'x1"	Class A	98225	.95	20	.88	White	E, F, G		41%	\$\$
		2'x4'x1"	Class A	98245	.95	20	.88	White	E, F, G		41%	\$\$
30"x30"x1"		Class A	98335	.95	20	.88	White	E, F, G		41%	\$\$\$	
2'x2'x1" Foil-Back		Class A	88227	.90	30	.88	White	E, F, G		41%	\$\$	
2'x2'x1-1/2"		Class A	99225	1.00	25	.88	White	E, F, G		42%	\$\$	

A	B	C	D	E	F	G
DX [®] /DXL [™]	DXW [™]	CENTRICITEE [™] DXT	DX/DXL	CENTRICITEE DXT	FINELINE [®] DXF	FINELINE [®] 1/8 DXFF

Legend

CLIMAPLUS Inherent Performance⁴
Fiberglass substrate is inherently resistant to the growth of mold and mildew.

Physical Data/
Footnotes

Product literature
Data sheet: SC2365

ASTM E1264 classification
Type XII, Form 2, Pattern E & G

ASTM E84 surface burning characteristics
Class A
Flame spread: 25
Smoke developed: 50

Weight
0.38 lb./sq. ft. (3/4" panels)
0.47 lb./sq. ft. (1" panels)
0.68 lb./sq. ft. (1-1/2" panels)

Thermal resistance
R-3.3 (3/4" panels)
R-4.4 (1" panels)
R-6.6 (1-1/2" panels)

Maximum backloading
See Warranty for details.

Maintenance
Can be cleaned easily with a soft brush or vacuum.


Scrubability
Exceeds 1000+ scrub cycles without surface break or the extent of abrasion (ASTM D2486)

Washability
Exceeds 1000+ wash cycles without surface break or the extent of abrasion (ASTM D4828)

Footnotes

- For details, see LEED report generator at usgdesignstudio.com.
- Custom-size panels available. Please contact your USG sales representative for details.
- LR values are shown as averages.
- For details, see *Ceiling Systems Warranties and Limitations* (SC2102) and *CLIMAPLUS Ceilings Certification of Performance* (SC2451).
- For wall-to-deck applications.

Halcyon™ *ClimaPlus*™ Planks and Large Sizes



HALCYON Planks with *CLIMAPLUS* Performance/
DONN CENTRICITEE DXT Suspension System

LEED Credits

Recycled Content: 40% – 41%
LEED Recycled Content Contribution: 40% – 41%
CLIMAPLUS No-Sag Warranty

MR				EQ		
Waste Reduction	Recycled Content	Regional Materials ¹	Rapidly Renewable Materials	Low-Emitting Materials	Daylight and Views	Acoustical Performance
	●	●			●	●

Features and Benefits

- Exceptional noise reduction with NRC values up to 1.00 for open-plan offices
- High light-reflective finish (LR-.88) reduces light fixtures and energy use
- Washable and Scrubbable finish – Impact and Scratch Resistant
- Coordinates visually with MARS for open/closed plan applications
- Compatible with the LOGIX integrated ceiling system
- Non-directional, monolithic visual reduces installation time and waste
- *CLIMAPLUS*™ 30-year lifetime system warranty against visible sag, mold and mildew

Applications

- Open-plan areas
- Areas with indirect lighting
- Corridors⁶
- Convention halls and concourses
- Reception and lobby areas⁶
- Libraries

Substrate

- Fiberglass

Call 888.874.2450 for samples



White

Fine-textured panel

30

Year System Warranty
- No visible sag
- Mold/mildew protection

HALCYON
CLIMAPLUS
Planks

HALCYON
CLIMAPLUS
Large Sizes

UL Classified

Edge	Panel Size ^{2,3}	Class	Item No.	NRC	CAC Min.	LR ⁴	Color	Grid Options	Anti-Mold & Mildew	Recycled Content ¹	Panel Cost	
SQ 	2'x6'x3/4"	Class A	97262	.90	20	.88	White	A, B		40%	\$\$\$	
	2'x8'x3/4"	Class A	97263	.90	20	.88	White	A, B		40%	\$\$\$	
	SL 	2'x6'x1"	Class A	99268	.95	20	.88	White	D		41%	\$\$\$
		2'x8'x1"	Class A	99269	.95	20	.88	White	D		41%	\$\$\$
	FL 	2'x6'x1"	Class A	98348	.95	20	.88	White	E, F, G		41%	\$\$\$
		2'x8'x1"	Class A	98197	.95	20	.88	White	E, F, G		41%	\$\$\$
SQ 	4'x4'x1"	Class A	98441	.95	20	.88	White	A, B		41%	\$\$\$	
	4'x8'x1"	Class A	98481	.95	20	.88	White	A, B		41%	\$\$\$	
	SL 	4'x4'x1"	Class A	98443	.95	20	.88	White	D		41%	\$\$\$
	FL 	4'x4'x1"	Class A	98445	.95	20	.88	White	E, F, G		41%	\$\$\$

Legend

CLIMAPLUS Inherent Performance⁵

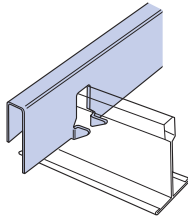
Fiberglass substrate is inherently resistant to the growth of mold and mildew.

A DX [®] /DXL™	B DXW™	C CENTRICITEE™ DXT	D DX/DXL	E CENTRICITEE DXT	F FINELINE [®] DXF	G FINELINE [®] 1/8 DXFF

Grid Profile Options

Stabilizer Bars³

Use to stabilize grid installation without cross tees



SB12	18" Stabilizer Bar
SB24	2' Stabilizer Bar
SB36	3' Stabilizer Bar
SB48	4' Stabilizer Bar
SB48-24	4' Stabilizer Bar notched 2' on center
SB60	5' Stabilizer Bar
CC15-4-2	4' Stabilizer Bar notched 2' on center

Physical Data/
Footnotes

Product literature
Data sheet: SC2483

ASTM E1264 classification
Type XII, Form 2, Pattern E & G

ASTM E84 surface burning
characteristics

Class A
Flame spread: 25
Smoke developed: 50

Weight
0.38 lb./sq. ft. (3/4" panels)
0.47 lb./sq. ft. (1" panels)

Thermal resistance

R-3.3 (3/4" panels)
R-4.4 (1" panels)

Maximum backloading
See Warranty for details.

Maintenance

Can be cleaned easily with a
soft brush or vacuum.

Scrubability

Exceeds 1000+ scrub cycles without
surface break or the extent of abrasion
(ASTM D2486)

Washability

Exceeds 1000+ wash cycles without
surface break or the extent of abrasion
(ASTM D4828)

Footnotes

- For details, see LEED report generator at usgdesignstudio.com.
- Custom-size panels available. Please contact your USG sales representative for details.
- Stabilizer bars recommended for panels 5' and longer. See USG parts list IC532 for details.
- LR values are shown as averages.

- For details, see *Ceiling Systems Warranties and Limitations* (SC2102) and *CLIMAPLUS Ceilings Certification of Performance* (SC2451).
- For wall-to-deck applications.

Logix™ Integrated Ceiling Systems



LOGIX Linear System with 30" x 60" HALCYON CLIMAPLUS Panels and CENTRICITEE DXT suspension

LEED Credits


MR				EQ		
Waste Reduction	Recycled Content	Regional Materials ¹	Rapidly Renewable Materials	Low-Emitting Materials	Daylight and Views	Acoustical Performance
	●	●			●	●

Features and Benefits

- Pre-engineered systems that concentrate utilities on narrow bands running the length of a ceiling.
- LOGIX Linear positions bands between main tees. LOGIX Basic channels intersect main tees.
- Fiberglass field panels in a wide range of standard and large sizes; fiberglass or metal channel panels.
- Available with DX/DXL, CENTRICITEE DXT and FINELINE DXF suspension systems.

Applications

- Offices
- Entertainment
- Gaming
- Hospitality
- Transportation terminals



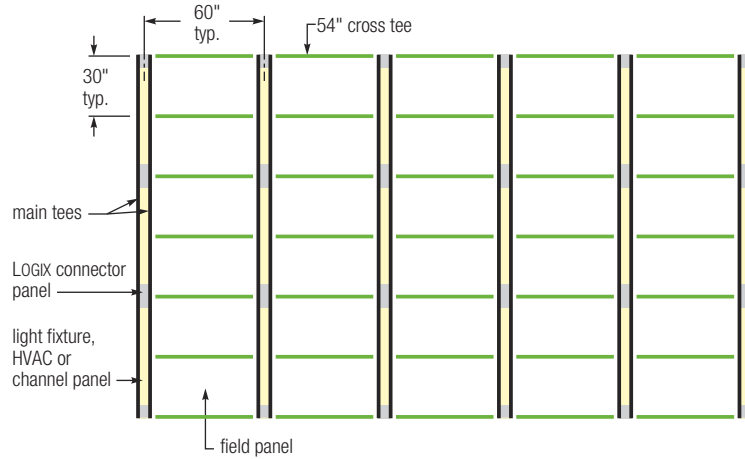
HALCYON CLIMAPLUS Field Panel

Call 888.874.2450 for samples

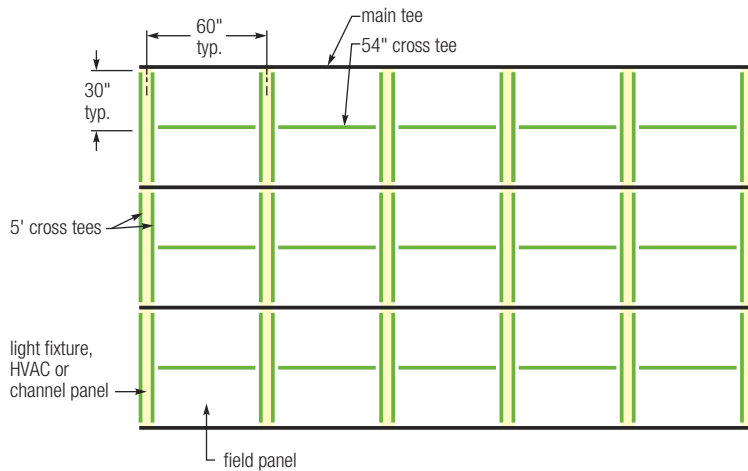


White

**Logix Linear—
Channels
Uninterrupted
by Main Tees**



**Logix Basic—
Channels
Intersect
Main Tees**



**Physical Data/
Footnotes**

Product literature
System selector: IC516
Parts list: IC532

Footnotes
1. Dependent on location; see Sustainability selector or contact your USG representative.

10

Year Availability
86185, 86785, 86985, 88185

HRC

High Recycled Content



MARS Panels with *CLIMAPLUS* Superior Performance/
DORN DX/DXL Suspension System

LEED Credits

Recycled Content: 76%
CLIMAPLUS Superior Performance for Mold and Mildew

MR				EQ		
Waste Reduction ¹	Recycled Content	Regional Materials ²	Rapidly Renewable Materials	Low-Emitting Materials	Daylight and Views	Acoustical Performance
●	●	●	●	●	●	●

Features and Benefits


- Excellent noise reduction (NRC .70)
- High light-reflective finish (LR-.89) reduces light fixtures and energy use
- Washable and scrubbable finish – impact and scratch resistant
- Meets USDA/FSIS guidelines for use in food processing areas
- Coordinates visually with HALCYON for open/closed plan applications
- Non-directional, monolithic visual reduces installation time and waste
- *CLIMAPLUS*™ 30-year lifetime system warranty against visible sag, mold and mildew

Applications

- Offices
- Healthcare
- Classrooms
- Corridors
- Reception areas and lobbies
- Department stores and retail
- Dining rooms, kitchens and food preparation areas

Substrate

- X-Technology mineral fiber



Fine-textured panel

To order samples, go to usg.com



White

30

- Year System Warranty
- No visible sag
- Mold/mildew protection

MARS CLIMAPlus Panels

UL Classified												
Edge	Panel Size	Class	Item No.	NRC	CAC Min. ³	LR ⁴	Color	Grid Options	VOC ⁵ Emissions	Anti-Mold & Mildew	Recycled Content ²	Panel Cost
SQ	2'x2'x3/4"	Class A	86185	.70	35	.89	White	A, B, C	Low		76% HRC	\$\$
	2'x4'x3/4"	Class A	88185	.70	35	.89	White	A, B	Low		76% HRC	\$\$
SLT	2'x2'x3/4"	Class A	86785	.70	35	.89	White	D	Low		76% HRC	\$\$
	2'x4'x3/4"	Class A	88785	.70	35	.89	White	D	Low		76% HRC	\$\$
FLB	2'x2'x3/4"	Class A	86985	.70	35	.89	White	E, F, G	Low		76% HRC	\$\$
	2'x4'x3/4"	Class A	88985	.70	35	.89	White	E, F, G	Low		76% HRC	\$\$
	30"x30"x3/4"	Class A	86830	.70	35	.89	White	E, F, G	Low		76% HRC	\$\$

Legend

Low Emissions (VOC Class)

Classified as low-emitting per standards established by the Collaborative for High-Performance Schools (CHPS), following California Specification 01350 testing methods.

CLIMAPlus Superior Performance⁵

Contains a broad-spectrum antimicrobial treatment on the face and back of the panel that provides guaranteed resistance against the growth of mold and mildew.

HRC High Recycled Content

Classified as containing greater than 50% total recycled content. Total recycled content is based on product composition of post-consumer and pre-consumer (post-industrial) recycled content per FTC guidelines.

Grid Profile Options

A	B	C	D	E	F	G
DX [®] /DXL [™]	DXW [™]	CENTRICITEE [™] DXT	DX/DXL	CENTRICITEE DXT	FINELINE [®] DXF	FINELINE [®] 1/8 DXFF

Physical Data/ Footnotes

Product literature
Data sheet: SC1966

ASTM E1264 classification
Type IV, Form 1 and 2, Pattern E, G

ASTM E84 surface burning characteristics
Class A

Flame spread: 25
Smoke developed: 50

Weight
.96-1.05 lb./sq. ft.

Thermal resistance
R-2.2

Maximum backloading
See Warranty for details.

Maintenance

Can be cleaned easily with water or a mild detergent and wipe surface.

Scrubability

Exceeds 1000+ scrub cycles without surface break or the extent of abrasion (ASTM D2486).

Washability

Exceeds 1000+ wash cycles without surface break or the extent of abrasion (ASTM D4828).

Water resistance

Absorption of 1,660 gm/m² per Cobb test (T441 om-84).

Cleaning recommendations

To clean panel, use a clean, white cloth with water or a mild detergent and wipe surface. To disinfect panel, lightly spray surface and wipe clean with a clean, white cloth. Acceptable colorless disinfectants include:
– Hydrogen peroxide
– Isopropyl alcohol
– Quaternary ammonium
– Sodium hypochlorite

Patented technology

This product's unique combination of sag resistance and sound performance results from a technology covered by U.S. Patent No. 5,250,153.

Footnotes

- Applies when USG acoustical ceilings recycling program is utilized.
- For details, see LEED report generator at usgdesignstudio.com.
- Adding sound masking can be as effective as using a ceiling panel with a higher CAC rating, providing increased privacy between enclosed office spaces.
- LR values are shown as averages.
- Panel face and back surfaces treated with a patented, broad spectrum antimicrobial standard formulation that inhibits and retards the growth of mold, mildew and bacteria. For details,

see Ceiling Systems Warranties and Limitations (SC2102) and CLIMAPlus Ceilings Certification of Performance (SC2451).
6. No formaldehyde is added to any ingredient or during the manufacturing process for all mineral fiber acoustical ceiling products manufactured by USG Interiors, Inc.

Mars™ *ClimaPlus*™ High-NRC



High Recycled Content



MARS High-NRC Panels with *CLIMAPLUS* Superior Performance/
DONN DX/DXL Suspension System

LEED Credits

Recycled Content: 77%
CLIMAPLUS Superior Performance for Mold and Mildew

MR				EQ		
Waste Reduction ¹	Recycled Content	Regional Materials ²	Rapidly Renewable Materials	Low-Emitting Materials	Daylight and Views	Acoustical Performance
●	●	●	●	●	●	●

Features and Benefits


- Excellent noise reduction (NRC-.80)
- High light-reflective finish (LR-.89) reduces light fixtures and energy use
- Washable and scrubbable finish – impact and scratch resistant
- Meets USDA/FSIS guidelines for use in food processing areas
- Coordinates visually with HALCYON for open/closed plan applications
- Non-directional, monolithic visual reduces installation time and waste
- *CLIMAPLUS*™ 30-year lifetime system warranty against visible sag, mold and mildew

Applications

- Offices
- Healthcare
- Classrooms
- Corridors
- Reception areas and lobbies
- Department stores and retail
- Dining rooms, kitchens and food preparation areas

Substrate

- X-Technology mineral fiber



Fine-textured panel

To order samples, go to usg.com



White

30

- Year System Warranty
- No visible sag
- Mold/mildew protection

MARS CLIMAPlus High-NRC Panels

UL Classified												
Edge	Panel Size	Class	Item No.	NRC	CAC Min. ³	LR ⁴	Color	Grid Options	VOC ⁶ Emissions	Anti-Mold & Mildew	Recycled Content ²	Panel Cost
SQ 	2'x2'x7/8"	Class A	86100	.80	35	.89	White	A, B, C	Low		77%	\$\$
	2'x4'x7/8"	Class A	86300	.80	35	.89	White	A, B	Low		77%	\$\$
SLT 	2'x2'x7/8"	Class A	87200	.80	35	.89	White	D	Low		77%	\$\$
	2'x4'x7/8"	Class A	89600	.80	35	.89	White	D	Low		77%	\$\$
	30"x30"x7/8"	Class A	86500	.80	35	.89	White	D	Low		77%	\$\$
FLB 	2'x2'x7/8"	Class A	87100	.80	35	.89	White	E, F, G	Low		77%	\$\$
	2'x4'x7/8"	Class A	89500	.80	35	.89	White	E, F, G	Low		77%	\$\$
	30"x30"x7/8"	Class A	86400	.80	35	.89	White	E, F, G	Low		77%	\$\$

Legend

Low Emissions (VOC Class)

Classified as low-emitting per standards established by the Collaborative for High-Performance Schools (CHPS), following California Specification 01350 testing methods.

CLIMAPlus Superior Performance⁵

Contains a broad-spectrum antimicrobial treatment on the face and back of the panel that provides guaranteed resistance against the growth of mold and mildew.

High Recycled Content

Classified as containing greater than 50% total recycled content. Total recycled content is based on product composition of post-consumer and pre-consumer (post-industrial) recycled content per FTC guidelines.

Grid Profile Options

A DX®/DXL™	B DXW™	C CENTRICITEE™ DXT	D DX/DXL	E CENTRICITEE DXT	F FINELINE® DXF	G FINELINE® 1/8 DXFF

Physical Data/ Footnotes

Product literature
Data sheet: SC2487

ASTM E1264 classification
Type IV, Form 1 and 2, Pattern E, G

ASTM E84 surface burning characteristics
Class A
Flame spread: 25
Smoke developed: 50

Weight
.96-1.05 lb./sq. ft.

Thermal resistance
R-2.2

Maximum backloading
See Warranty for details.

Maintenance

Can be cleaned easily with water or a mild detergent and wipe surface.

Scrubability

Exceeds 1000+ scrub cycles without surface break or the extent of abrasion (ASTM D2486).

Washability

Exceeds 1000+ wash cycles without surface break or the extent of abrasion (ASTM D4828).

Water resistance

Absorption of 1,660 gm/m² per Cobb test (T441 om-84).

Cleaning recommendations

To clean panel, use a clean, white cloth with water or a mild detergent and wipe surface. To disinfect panel, lightly spray surface and wipe clean with a clean, white cloth. Acceptable colorless disinfectants include:
– Hydrogen peroxide
– Isopropyl alcohol
– Quaternary ammonium
– Sodium hypochlorite

Patented technology

This product's unique combination of sag resistance and sound performance results from a technology covered by U.S. Patent No. 5,250,153.

Footnotes

- Applies when USG acoustical ceilings recycling program is utilized.
- For details, see LEED report generator at usgdesignstudio.com.
- Adding sound masking can be as effective as using a ceiling panel with a higher CAC rating, providing increased privacy between enclosed office spaces.
- LR values are shown as averages.
- Panel face and back surfaces treated with a patented, broad spectrum antimicrobial standard formulation that inhibits and retards the growth of mold, mildew and bacteria. For details, See Ceiling Systems

Warranties and Limitations (SC2102) and ClimaPlus Ceilings Certification of Performance (SC2451).
8. No formaldehyde is added to any ingredient or during the manufacturing process for all mineral fiber acoustical ceiling products manufactured by USG Interiors, Inc.

10

Year Availability
76705, 76901, 76907, 78705

HRC

High Recycled Content



MILLENNIA Panels with *CLIMAPLUS* Superior Performance/
DONN DX/DXL Suspension System

LEED Credits

Recycled Content: 75%
CLIMAPLUS Superior Performance for Mold and Mildew

MR				EQ		
Waste Reduction ¹	Recycled Content	Regional Materials ²	Rapidly Renewable Materials	Low-Emitting Materials	Daylight and Views	Acoustical Performance
●	●	●	●	●	●	●

Features and Benefits

- Market’s fastest-installing fine-textured ceiling is an economical alternative to face-laminated panels
- NRC meets general office acoustical needs for sound absorption
- *CLIMAPLUS*™ 30-year lifetime system warranty to withstand conditions up to 104 °F (40 °C)/ 95% relative humidity without visible sag when used with a *DONN*® brand suspension system

Applications

- Retail stores
- Hospitality
- Office and conference areas
- Transportation terminals

Substrate

- X-Technology mineral fiber



Fine-textured panel

To order samples, go to usg.com



White

30

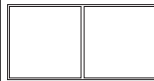
Year System Warranty
- No visible sag
- Mold/mildew protection

UL Classified

	Edge	Panel Size	Class	Item No.	NRC	CAC Min. ³	LR ⁴	Color	Grid Options	VOC ¹⁰ Emissions	Anti-Mold & Mildew	Recycled Content ²	Panel Cost
MILLENNIA CLIMAPLUS Panels	SQ	2'x2'x3/4"	Class A	76505	.70	35	.85	White	A, B, C	Low		75% 	\$\$
		2'x4'x3/4"	Class A	78505	.70	35	.85	White	A, B	Low		75% 	\$\$
	SLT	2'x2'x3/4"	Class A	76705	.70	35	.85	White	D	Low		75% 	\$\$
		2'x4'x3/4"	Class A	78705	.70	35	.85	White	D	Low		75% 	\$\$
	FLB	2'x2'x3/4"	Class A	76907	.70	35	.85	White	E, F, G	Low		75% 	\$\$
		2'x4'x3/4"	Class A	76901	.70	35	.85	White	E, F, G	Low		75% 	\$\$
MILLENNIA CLIMAPLUS Tile^{5,6}	BESK	12"x12"x3/4"	Class A	70003	.60	40	.85	White	H	Low		75% 	\$\$\$\$
MILLENNIA CLIMAPLUS Illusion Two/24 Panels The look of 2'x2' panels	SLT ⁷	2'x4'x3/4"	Class A	78780	.70	35	.85	White	D	Low		75% 	\$\$
	ILT ⁸	2'x4'x3/4"	Class A	78080	.70	35	.85	White	I	Low		75% 	\$\$

Illusion Two/24

Patterns



Legend

Low Emissions (VOC Class)

Classified as low-emitting per standards established by the Collaborative for High-Performance Schools (CHPS), following California Specification 01350 testing methods.

CLIMAPLUS Superior Performance¹⁰

Contains a broad-spectrum antimicrobial treatment on the face and back of the panel that provides guaranteed resistance against the growth of mold and mildew.

High Recycled Content

Classified as containing greater than 50% total recycled content. Total recycled content is based on product composition of post-consumer and pre-consumer (post-industrial) recycled content per FTC guidelines.

Grid Profile Options

A	B	C	D	E	F	G	H	I
DX ⁹ /DXL™	DXW™	CENTRICITEE™ DXT	DX/DXL	CENTRICITEE DXT	FINELINE ⁹ DXF	FINELINE ⁹ 1/8 DXFF	DX ⁹ /DXL™ Concealed	CENTRICITEE DXT

Physical Data/ Footnotes

Product literature
Data sheet: SC1824

ASTM E1264 classification
Type III, Form 1, Pattern E, G

ASTM E84 surface burning characteristics
Class A
Flame spread: 25
Smoke developed: 50

Weight
1.02-1.05 lb./sq. ft. (panels and tile)

Thermal resistance
R-2.0

Maximum backloading
See Warranty for details.

Maintenance
Can be cleaned easily with a soft brush or vacuum.

Patented technology
This product's unique combination of sag resistance and sound performance results from a technology covered by U.S. Patent No. 5,250,153.

Footnotes

1. Applies when USG acoustical ceilings recycling program is utilized.
2. For details, see LEED report generator at usgdesignstudio.com
3. Adding sound masking can be as effective as using a ceiling panel with a higher CAC rating, providing increased privacy between enclosed office spaces.
4. LR values are shown as averages.
5. Contact USG for adhesive recommendations for 12"x12" glue-up applications.
6. Not UL Classified for acoustics.
7. Panels have a 15/16" routing.

8. Panels have a 9/16" routing.
9. Panel face and back surfaces treated with a patented, broad-spectrum antimicrobial standard formulation that inhibits and retards the growth of mold and mildew. For details, see *Ceiling Systems Warranties and Limitations (SC2102)* and *CLIMAPLUS Ceilings Certification of Performance (SC2451)*.
10. No formaldehyde is added to any ingredient or during the manufacturing process for all mineral fiber acoustical ceiling products manufactured by USG Interiors, Inc.

Millennia™ *ClimaPlus*™ High-NRC



High Recycled Content



MILLENNIA High-NRC Panels with *CLIMAPLUS* Superior Performance/
DONN FINELINE DXF Suspension System

LEED Credits

Recycled Content: 75%
CLIMAPLUS Superior Performance for Mold and Mildew

MR				EQ		
Waste Reduction ¹	Recycled Content	Regional Materials ²	Rapidly Renewable Materials	Low-Emitting Materials	Daylight and Views	Acoustical Performance
●	●	●	●	●	●	●

Features and Benefits

- High NRC value without mechanical perforations
- NRC of .75 meets the demanding sound control needs of open-plan offices
- Market's fastest-installing fine-textured ceiling is an economical alternative to face-laminated panels.
- *CLIMAPLUS*™ 30-year lifetime system warranty to withstand conditions up to 104 °F (40 °C)/95% relative humidity without visible sag when used with a *DONN*® brand suspension system

Applications

- Libraries
- Open-plan offices
- Reception and lobby areas
- Legal
- Financial institutions

Substrate

- X-Technology mineral fiber



Fine-textured panel

To order samples, go to usg.com



White

30

- Year System Warranty
- No visible sag
- Mold/mildew protection

MILLENNIA
CLIMAPLUS
High-NRC
Panels

Edge	Panel Size	Class	Item No.	UL Classified			Color	Grid Options	VOC ⁶ Emissions	Anti-Mold & Mildew	Recycled Content ²	Panel Cost
				NRC	CAC Min. ³	LR ⁴						
SLT	2'x2'x3/4"	Class A	76201	.75	30	.87	White	A	Low		75% HRC	\$\$
FLB	2'x2'x3/4"	Class A	76302	.75	30	.87	White	B, C, D	Low		75% HRC	\$\$

Legend

Low Emissions (VOC Class)

Classified as low-emitting per standards established by the Collaborative for High-Performance Schools (CHPS), following California Specification 01350 testing methods.

CLIMAPLUS Superior Performance⁵

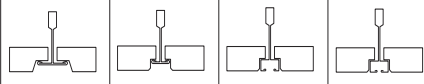
Contains a broad-spectrum antimicrobial treatment on the face and back of the panel that provides guaranteed resistance against the growth of mold and mildew.

HRC High Recycled Content

Classified as containing greater than 50% total recycled content. Total recycled content is based on product composition of post-consumer and pre-consumer (post-industrial) recycled content per FTC guidelines.

A	B	C	D
DX [®] /DXL [™]	CENTRICITEE [™] DXT	FINELINE [®] DXF	FINELINE [®] 1/8 DXFF

Grid Profile Options



**Physical Data/
Footnotes**

Product literature
Data sheet: SC1851

ASTM E1264 classification
Type III, Form 1, Pattern E, G

ASTM E84 surface burning characteristics
Class A
Flame spread: 25
Smoke developed: 50

Weight
1.06-1.09 lb./sq. ft.

Thermal resistance
R-2.0

Maximum backloading
See Warranty for details.

Maintenance
Can be cleaned easily with a soft brush or vacuum.

Patented technology
This product's unique combination of sag resistance and sound performance results from a technology covered by U.S. Patent No. 5,250,153.

Footnotes

1. Applies when USG acoustical ceilings recycling program is utilized.
2. For details, see LEED report generator at usgdesignstudio.com.
3. Adding sound masking can be as effective as using a ceiling panel with a higher CAC rating, providing increased privacy between enclosed office spaces.
4. LR values are shown as averages.
5. Panel face and back surfaces treated with a patented, broad-spectrum

antimicrobial standard formulation that inhibits and retards the growth of mold and mildew. For details, see *Ceiling Systems Warranties and Limitations* (SC2102) and *CLIMAPLUS Ceilings Certification of Performance* (SC2451).

6. No formaldehyde is added to any ingredient or during the manufacturing process for all mineral fiber acoustical ceiling products manufactured by USG Interiors, Inc.

Olympia Micro™ *ClimaPlus*™



10

Year Availability
4211, 4221, 4231, 4411, 4421, 4742, 4744

HRC

High Recycled Content



OLYMPIA MICRO Panels with *CLIMAPLUS* Superior Performance
DONN FINELINE DXF Suspension System

LEED Credits

Recycled Content: 52% – 56%
CLIMAPLUS Superior Performance for Mold and Mildew

MR				EQ		
Waste Reduction ¹	Recycled Content	Regional Materials ²	Rapidly Renewable Materials	Low-Emitting Materials	Daylight and Views	Acoustical Performance
●	●	●	●	●	●	●

Features and Benefits

- Nondirectional pattern reduces installation time and waste
- Economical, fine-textured panel.
- Excellent light reflectance enhances indirect lighting of a space
- Available with .60 NRC to assist in addressing HIPAA requirements (excludes items 4750 & 4751)
- *CLIMAPLUS*™ 30-year lifetime system warranty to withstand conditions up to 104°F (40°C)/95% relative humidity without visible sag when used with a *Down*® brand suspension system

Applications

- Healthcare
- Classrooms
- Hotels
- Reception and lobby areas
- Restaurants
- Retail stores

Substrate

- Water-felted mineral fiber



Fine-textured panel

To order samples, go to usg.com



White

30
 Year System Warranty
 – No visible sag
 – Mold/mildew protection

UL Classified

	Edge	Panel Size	Class	Item No.	NRC	CAC Min. ³	LR ⁴	Color	Grid Options	VOC ⁵ Emissions	Anti-Mold & Mildew	Recycled Content ²	Panel Cost
OLYMPIA MICRO CLIMAPLUS, unperforated	SQ	2'x2'x5/8"	Class A	4210	–	35	.87	White	A, B, C	Low		52%	\$\$
		2'x4'x5/8"	Class A	4913	–	35	.87	White	A, B	Low		52%	\$\$
OLYMPIA MICRO CLIMAPLUS Panels .50 NRC⁶	SQ	2'x2'x5/8"	Class A	4211	.50	30	.87	White	A, B, C	Low		52%	\$\$
		2'x4'x5/8"	Class A	4411	.50	30	.87	White	A, B	Low		52%	\$\$
	SLT	2'x2'x5/8"	Class A	4221	.50	35	.87	White	D	Low		52%	\$\$
		2'x4'x5/8"	Class A	4421	.50	35	.87	White	D	Low		52%	\$\$
	FLB	2'x2'x5/8"	Class A	4231	.50	35	.87	White	E, F, G	Low		52%	\$\$
		2'x4'x5/8"	Class A	4431	.50	35	.87	White	E, F, G	Low		52%	\$\$
OLYMPIA MICRO CLIMAPLUS Panels .60 NRC⁶	SQ	2'x2'x3/4"	Class A	4750	.60	33	.87	White	A, B, C	Low		56%	\$\$
		2'x4'x3/4"	Class A	4751	.60	33	.87	White	A, B	Low		56%	\$\$
	SLT	2'x2'x3/4"	Class A	4752	.60	35	.87	White	D	Low		56%	\$\$
		2'x4'x3/4"	Class A	4753	.60	35	.87	White	D	Low		56%	\$\$
	FLB	2'x2'x3/4"	Class A	4754	.60	35	.87	White	E, F, G	Low		56%	\$\$
		2'x4'x3/4"	Class A	4755	.60	35	.87	White	E, F, G	Low		56%	\$\$
OLYMPIA MICRO CLIMAPLUS Illusion Two/24 Panels The look of 2'x2' panels	SLT ⁴	2'x4'x3/4"	Class A	4742	.50	35	.87	White	D	Low		52%	\$\$
	ILT ⁵	2'x4'x3/4"	Class A	4744	.50	35	.87	White	E, H	Low		52%	\$\$

Illusion Two/24

Patterns



Legend

Low Emissions (VOC Class)

Classified as low-emitting per standards established by the Collaborative for High-Performance Schools (CHPS), following California Specification 01350 testing methods.

CLIMAPLUS Superior Performance⁷

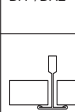
Contains a broad-spectrum antimicrobial treatment on the face and back of the panel that provides guaranteed resistance against the growth of mold and mildew.

HRC High Recycled Content

Classified as containing greater than 50% total recycled content. Total recycled content is based on product composition of post-consumer and pre-consumer (post-industrial) recycled content per FTC guidelines.

A

DX®/DXL™



B

DXW™



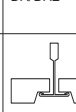
C

CENTRICITEE™ DXT



D

DX/DXL



E

CENTRICITEE DXT



F

FINELINE® DXF



G

FINELINE® 1/8 DXFF



H

CENTRICITEE DXT



Grid Profile Options

Physical Data/ Footnotes

Product literature
Data sheet: SC2180

ASTM E1264 classification
Type III, Form 2, Pattern CE

ASTM E84 surface burning characteristics
Class A
Flame spread: 25
Smoke developed: 50

Weight
.78-1.03 lb./sq. ft.

Thermal resistance
R-1.4 (5/8" panels)
R-1.7 (3/4" panels)

Maximum backloading
See Warranty for details.

Maintenance
Can be cleaned easily with a soft brush or vacuum.

Footnotes

1. Applies when USG acoustical ceilings recycling program is utilized.
2. For details, see LEED report generator at usgdesignstudio.com.
3. LR values are shown as averages.
4. Panels have 15/16" routing.
5. Panels have 9/16" routing.
6. Mixing .50 and .60 NRC panels in the same ceiling plane is not recommended

7. Panel face and back surfaces treated with a patented, broad-spectrum antimicrobial standard formulation that inhibits and retards the growth of mold and mildew. For details, see *Ceiling Systems Warranties and Limitations* (SC2102) and *CLIMAPLUS Ceilings Certification of Performance* (SC2451).

8. No formaldehyde is added to any ingredient or during the manufacturing process for all mineral fiber acoustical ceiling products manufactured by USG Interiors, Inc.



PEBBLED Panels with *CLIMAPLUS* Superior Performance/
DONN DX/DXL Suspension System

LEED Credits

Recycled Content: 34%
CLIMAPLUS Superior Performance for Mold and mildew

MR				EQ		
Waste Reduction ¹	Recycled Content	Regional Materials ²	Rapidly Renewable Materials	Low-Emitting Materials	Daylight and Views	Acoustical Performance
●	●	●	●	●	●	●

Features and Benefits


- Economical, medium-textured ceiling panel has upscale appearance.
- *CLIMAPLUS* 30-year lifetime system warranty to withstand conditions up to 104 °F (40 °C)/95% relative humidity without visible sag when used with a *DONN*® brand suspension system.

Applications

- Schools
- Corridors
- General offices
- Retail stores

Substrate

- Water-felted mineral fiber



Call 888.874.2450 for samples



White

30
 Year System Warranty
 - No visible sag
 - Mold/mildew protection

UL Classified													
Edge	Panel Size	Class	Item No.	NRC	CAC Min.	LR ³	Color	Grid Options	VOC Emissions	Anti-Mold & Mildew	Recycled Content ⁴	Panel Cost	
PEBBLED CLIMAPLUS Panels	SQ 	2'x2' x5/8"	Class A	4801	.55	35	.86 	White	A, B, C	Low		34%	\$
		2'x4' x5/8"	Class A	4800	.55	35	.86 	White	A, B	Low		34%	\$
	SLT 	2'x2' x5/8"	Class A	4805	.55	35	.86 	White	D	Low		34%	\$
	FLB 	2'x2' x5/8"	Class A	4867	.55	35	.86 	White	E, F, G	Low		34%	\$

Legend

Low Emissions (VOC Class)

Classified as low-emitting per standards established by the Collaborative for High-Performance Schools (CHPS), following California Specification 01350 testing methods.

CLIMAPLUS Superior Performance⁵

Contains a broad-spectrum antimicrobial treatment on the face and back of the panel that provides guaranteed resistance against the growth of mold and mildew.

Grid Profile Options

A DX®/DXL™	B DXW™	C CENTRICITEE™ DXT	D DX/DXL	E CENTRICITEE™ DXT	F FINELINE® DXF	G FINELINE® 1/8 DXFF

**Physical Data/
Footnotes**

Product literature
 Data sheet: SC1836

ASTM E1264 classification
 Type III, Form 2, Pattern CE

ASTM E84 surface burning characteristics
 Class A
 Flame spread: 25
 Smoke developed: 50

Weight
 .70-.79 lb./sq. ft.

Thermal resistance
 R-1.4

Maximum backloading
 See Warranty for details.

Maintenance
 Can be cleaned easily with a soft brush or vacuum.

Footnotes

1. Applies when USG acoustical ceilings recycling program is utilized.
2. Dependent on location; see Sustainability selector.
3. LR values are shown as averages.
4. For details, see Sustainability selector.
5. Panel face and back surfaces treated with a patented, broad-spectrum antimicrobial standard formulation that inhibits and retards the growth of mold and mildew.

For details, see *Ceiling Systems Warranties and Limitations* (SC2102) and *CLIMAPLUS Ceilings Certification of Performance* (SC2451).



PREMIER HI-LITE Twill Panels with *CLIMAPLUS* Performance/
DONN DX/DXL Suspension System

LEED Credits

Recycled Content: 31%
CLIMAPLUS No-Sag Warranty

MR			EQ			
Waste Reduction	Recycled Content	Regional Materials ¹	Rapidly Renewable Materials	Low-Emitting Materials	Daylight and Views	Acoustical Performance
	●	●			●	●

Features and Benefits


- Washable vinyl face for easy maintenance.
- Excellent noise reduction with NRC of .60 or .75 for greater sound control in open-plan spaces.
- *CLIMAPLUS*™ 30-year system warranty to withstand conditions up to 104 °F (40 °C)/95% relative humidity without visible sag when used with a *DONN*® brand suspension system.
- Lightweight fiberglass basemat makes installation fast and easy.

Applications

- Discount stores
- Grocery stores
- Mass merchandisers
- Retail stores

Substrate

- Fiberglass



Call 888 874.2450 for color samples

See individual items for color availability.



White



Flat Black 205

30
 Year System Warranty
 – No visible sag
 – Mold/mildew protection

UL Classified												
Edge	Panel Size	Class	Item No.	NRC	CAC Min.	LR ²	Color ³	Grid Options	Anti-Mold & Mildew	Recycled Content ⁴	Panel Cost	
PREMIER HI-LITE CLIMAPLUS Twill Panels	SQ 	2'x2'x5/8" Perforated	Class A	7050G	.75 	20	.76	White	A, B, C, D		31%	\$
		2'x2'x5/8" Unperforated	Class A	7052G	.50	20	.76	White	A, B, C, D		31%	\$
		2'x4'x5/8" Perforated	Class A	7051G	.75 	20	.76	White	A, B, C, D		31%	\$
		2'x4'x5/8" Unperforated	Class A	7053G	.50	20	.76	White	A, B, C, D		31%	\$
PREMIER HI-LITE CLIMAPLUS Kapok Panels	SQ 	2'x2'x5/8" Perforated	Class A	7054G	.75 	20	.76	White and Black	A, B, C, D		31%	\$
		2'x2'x5/8" Unperforated	Class A	7056G	.50	20	.76	White and Black	A, B, C, D		31%	\$
		2'x4'x5/8" Perforated	Class A	7055G	.75 	20	.76	White and Black	A, B, C, D		31%	\$
		2'x4'x5/8" Unperforated	Class A	7057G	.50	20	.76	White and Black	A, B, C, D		31%	\$

Legend
 CLIMAPLUS Inherent Performance⁵
 Fiberglass substrate is inherently resistant to the growth of mold and mildew.

A DX [®] /DXL™	B DXW™	C ZXLA™	D AX™

Grid Profile
Options

**Physical Data/
Footnotes**

Product literature
 Data sheet: SC1838

ASTM E1264 classification
 Type XII, Form 1, Pattern CE
 (Perforated), Pattern E (Unperforated)

ASTM E84 surface burning characteristics
 Class A
 Flame spread: 25
 Smoke developed: 50

Weight
 .19 lb./sq. ft.

Thermal resistance
 R-2.7

Maximum backloading
 See Warranty for details.

Maintenance
 Can be cleaned easily with a damp sponge.

Footnotes

1. Dependent on location; see Sustainability selector.
2. LR values are shown as averages.
3. See Colors selector for more information.
4. For details, see Sustainability selector.
5. For details, see *Ceiling Systems Warranties and Limitations* (SC2102) and *CLIMAPLUS Ceilings Certification of Performance* (SC2451).



PREMIER NUBBY Panels with *CLIMAPLUS* Performance/
DONN CENTRICITEE DXT Suspension System

LEED Credits

Recycled Content: 29% – 32%
CLIMAPLUS No-Sag Warranty

MR				EQ		
Waste Reduction	Recycled Content	Regional Materials ¹	Rapidly Renewable Materials	Low-Emitting Materials	Daylight and Views	Acoustical Performance
	●	●			●	●

Features and Benefits

- High-quality nubby cloth facing offers consistent, fine-textured appearance.
- Excellent noise reduction with NRC of .85 or .90 meets the demanding sound control needs of open-plan spaces.
- *CLIMAPLUS*™ 30-year system warranty to withstand conditions up to 104 °F (40 °C)/95% relative humidity without visible sag when used with a *DONN*® brand suspension system.
- Lightweight fiberglass basemat makes installation fast and easy.

Applications

- Conference rooms and executive areas
- Gymnasiums and auditoriums
- Open office plans
- Retail stores

Substrate

- Fiberglass


























Fine-textured panel

Call 888 874.2450 for samples



White

30
 Year System Warranty
 - No visible sag
 - Mold/mildew protection

Edge	Panel Size	Class	Item No.	UL Classified			Color	Grid Options	Anti-Mold & Mildew	Recycled Content ³	Panel Cost	
				NRC	CAC Min.	LR ²						
												
PREMIER NUBBY CLIMAPlus Panels	SQ 	2'x2'x3/4"	Class A	7000G	.85 	—	.87 	White	A, B		29%	\$\$\$
		2'x2'x1"	Class A	7002G	.90 	—	.87 	White	A, B		32%	\$\$\$
		2'x2'x1" Foil-Back	Class A	7012G	.90 	25	.87 	White	A, B		32%	\$\$\$
		2'x4'x1"	Class A	7003G	.90 	—	.87 	White	A, B		32%	\$\$\$
		2'x4'x1" Foil-Back	Class A	7013G	.90 	25	.87 	White	A, B		32%	\$\$\$

Legend

 CLIMAPlus Inherent Performance⁴
 Fiberglass substrate is inherently resistant to the growth of mold and mildew.

A DX[®]/DXL[™] **B** DXW[™]

Grid Profile Options



Physical Data/ Footnotes

Product literature
 Data sheet: SC1839

ASTM E1264 classification
 Type XII, Form 2, Pattern E

ASTM E84 surface burning characteristics
 Class A

Flame spread: 25
 Smoke developed: 50

Weight
 .38-.50 lb./sq. ft.

Minimum AC
 170 for item #7003G.
 190 for item #7013G.

Thermal resistance
 R-3.3 (3/4" panels)
 R-4.4 (1" panels)

Maximum backloading
 See Warranty for details.

Maintenance
 Can be cleaned easily with a soft brush or vacuum.

Footnotes

1. Dependent on location; see Sustainability selector.
2. LR values are shown as averages.
3. For details, see Sustainability selector.
4. For details, see *Ceiling Systems Warranties and Limitations* (SC2102) and *CLIMAPlus Ceilings Certification of Performance* (SC2451).



RADAR Panels/
DOWN DX/DXL Suspension System

LEED Credits
Recycled Content: 25% – 50%

MR				EQ		
Waste Reduction ¹	Recycled Content	Regional Materials ²	Rapidly Renewable Materials	Low-Emitting Materials	Daylight and Views	Acoustical Performance
●	●	●	●	●	●	●

Features and Benefits

- Non-directional pattern with a fresh, clean appearance offers fast, efficient installation.
- Economical, all-purpose ceiling pattern offered in many sizes.
- Optional FIRECODE™ formulation designed to meet life safety codes.

Applications

- Schools
- Corridors
- Offices
- Retail stores

Substrate

- Water-felted mineral fiber



Medium-textured panel

Call 888.874.2450 for samples



White

UL Classified												
Edge	Panel Size Imperial Metric (mm)	Class ³	Item No. Imperial Metric	NRC	CAC Min.	LR ⁴	Color	Grid Options	VOC Emissions	Recycled Content ⁵	Panel Cost	
RADAR Panels	SQ 	2'x2'x5/8"	Class A	2110 ME2110	.55	33	.85	White	A, B, C	Low	25%	\$
		600 x 600 x 15										
		2'x2'x5/8"		2115	.55	35	.85	White	A	Low	48 – 50%	\$
		2'x4'x5/8"	Class A	2310 ME2310	.55	35	.85	White	A, B	Low	25%	\$
		600x1200x15										
		2'x4'x5/8"		2315	.55	35	.85	White	A	Low	48 – 50%	\$
		2'x5'x5/8"	Class A	2619	.55	35	.85	White	A, B	Low	25%	\$
		20"x60"x5/8"	Class A	2617	.55	35	.85	White	A, B	Low	25%	\$
	SLT 	2'x2'x5/8"	Class A	2120 ME2120	.55	33	.85	White	D	Low	25%	\$
		600x600x15										
		2'x2'x5/8"		2125	.55	35	.85	White	D	Low	48 – 50%	\$
		2'x4'x5/8"	Class A	2320	.55	35	.85	White	D	Low	25%	\$
	FLB 	2'x2'x5/8"	Class A	2130	.55	33	.85	White	E, F, G	Low	25%	\$
		2'x4'x3/4"	Class A	2121	.60	35	.85	White	D	Low	25%	\$
RADAR Tile ^{6,7}	BESK 	12"x12"x5/8"	Class A	2990	.50	40	.85	White	H	Low	25%	\$\$\$
RADAR Illusion Two/24 Panel The look of 2'x2' panels	SLT 	2'x4'x3/4"	Class A	2742	.55	35	.84	White	D	Low	25%	\$\$

Pattern	Illusion Two/24	Legend
		Low Emissions (VOC Class) Classified as low-emitting per standards established by the Collaborative for High-Performance Schools (CHPS), following California Specification 01350 testing methods.
Grid Profile Options	A DX®/DXL™ B DXW™ C CENTRICITEE™ DXT D DX/DXL E CENTRICITEE DXT® F FINELINE® DXF G FINELINE® 1/8 DXFF H DX®/DXL™ Concealed	

Physical Data/ Footnotes	Product literature	Weight	Maximum backloading	Footnotes
	Data sheet: SC2288 ASTM E1264 classification Type III, Form 2, Pattern C, D, E ASTM E84 surface burning characteristics Class A Flame spread: 25 Smoke developed: 50	.61-1.15 lb./sq. ft. Thermal resistance R-1.4 (Class A, 5/8" panels and tile) R-1.7 (Class A, 3/4" panels) R-1.4 (Class A, 15 mm panels) R-1.6 (Firecode, 5/8" panels)	See Warranty for details. Maintenance Can be cleaned easily with a soft brush or vacuum.	1. Applies when USG acoustical ceilings recycling program is utilized. 2. Dependent on location; see Sustainability selector. 3. Fire-rated items: see UL design details. 4. LR values are shown as averages. 5. For details, see the Sustainability selector.
				6. Contact USG for adhesive recommendation for 12" x 12" glue-up applications. 7. Not UL Classified for acoustics. 8. Maximum 2' x 2' for square panels.



RADAR Panels with *CLIMAPLUS* Superior Performance/
DONN DX/DXL Suspension System

LEED Credits

Recycled Content: 25% – 50%
CLIMAPLUS Superior Performance for Mold and Mildew

MR				EQ		
Waste Reduction ¹	Recycled Content	Regional Materials ²	Rapidly Renewable Materials	Low-Emitting Materials	Daylight and Views	Acoustical Performance
●	●	●	●	●	●	●

Features and Benefits


- Non-directional pattern
- *CLIMAPLUS*™ 30-year lifetime system warranty to withstand conditions up to 104 °F (40 °C)/95% relative humidity without visible sag when used with a DONN® brand suspension system
- Optional FIRECODE™ formulation
- High-durability panels are 55% more durable than standard panels

Applications

- Schools
- Corridors
- Lobby areas
- Offices
- Retail stores

Substrate

- Water-felted mineral fiber



Medium-textured panel

To order samples, go to usg.com

See individual items for color availability.

Standard Colors

White







































Parchment 103 Manila 246 Beige 142 Straw 143 Sandstone 090 Taupe 107

Charcoal 534 Flat Black 205

30

- Year System Warranty
- No visible sag
- Mold/mildew protection

RADAR CLIMAPLUS Panels

Edge	Panel Size Imperial Metric (mm) ³	Class ⁴	Item No. Imperial Metric	UL Classified			Color ⁶	Grid Options	VOC Emissions	Anti-Mold & Mildew	Abuse-Resistant	Recycled Content ⁷	Panel Cost	
				NRC	CAC Min.	LR ⁵								
SQ 	2'x2'x5/8"	Class A	2210	.55	33	.84	White Standard	A, B	Low			28 – 44%	\$	
	2'x2'x5/8"		2215	.55	35	.84	White	A	Low			48 – 50%	\$	
	2'x4'x5/8" 600x1200x15	Class A	2410	.55	35	.84	White Standard	A	Low			28 – 44%	\$	
	2'x4'x5/8"		2415	.55	35	.84	White Flat Black Charcoal	A	Low			48 – 50%	\$	
	2'x4'x5/8"	Class A	2410P ⁸	.55	35	.85	White	A, B	Low			25%	\$	
SLT 	2'x2'x5/8" 600x600x15	Class A	2220	.55	33	.84	White Standard Flat Black/Charcoal not available	C	Low			28 – 44%	\$	
	2'x2'x5/8"		2225	.55	35	.84	White	C	Low			48 – 50%	\$	
	2'x4'x5/8"	Class A	2420	.55	35	.84	White	C	Low			28 – 44%	\$	
	2'x4'x5/8"		2425	.55	35	.84	White	C	Low			48 – 50%	\$	
FLB 	2'x2'x5/8"	Class A	2230	.55	33	.84	White	D, F, G	Low			28 – 44%	\$	
	2'x2'x5/8"		2235	.55	35	.84	White	D, F, G	Low			48 – 50%	\$	
RADAR CLIMAPLUS High-Durability Panels	SQ 	2'x2'x5/8"	Class A	2207	.55	35	.84	White	A, B	Low			31%	\$
		2'x4'x5/8"	Class A	2407	.55	35	.84	White	A, B	Low			31%	\$
	SLT 	2'x2'x5/8"	Class A	2227	.55	35	.84	White	C	Low			31%	\$

Legend

 **Low Emissions (VOC Class)**

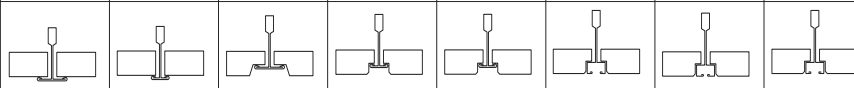
Classified as low-emitting per standards established by the Collaborative for High-Performance Schools (CHPS), following California Specification 01350 testing methods.

 **CLIMAPLUS Superior Performance¹¹**

Contains a broad-spectrum antimicrobial treatment on the face and back of the panel that provides guaranteed resistance against the growth of mold and mildew.

A	B	C	D	E	F	G	H
DX®/DXL™	CENTRICITEE™ DXT	DX/DXL	CENTRICITEE DXT	CENTRICITEE DXLT	FINELINE® DXF	FINELINE® 1/8 DXFF	FINELINE® DXLF

Grid Profile Options



Physical Data/ Footnotes

<p>Product literature Data sheet: SC2127</p> <p>ASTM E1264 classification Type III, Form 2, Pattern C, D, E</p> <p>ASTM E84 surface burning characteristics Class A Flame spread: 25 Smoke developed: 50</p>	<p>Weight .61-1.15 lb./sq. ft.</p> <p>Thermal resistance R-1.4 (5/8" Class A panels and tile) R-1.6 (Firecode panels)</p> <p>Maximum backloading See warranty for details.</p> <p>Maintenance Can be cleaned easily with a soft brush or vacuum.</p>	<p>High-Durability panels ASTM D1037 – falling-ball impact test.</p> <p>Footnotes 1. Applies when USG acoustical ceilings recycling program is utilized. 2. Dependent on location; see Sustainability selector. 3. Metric available in White only. 4. Fire-rated items: see UL design details. 5. LR values are shown as averages.</p>	<p>6. See Colors selector for more information. 7. For details, see Sustainability selector. 8. Includes plastic coating, Gardner-Scrubability tested to 3,000 cycles (ASTM D246). 9. SF = staple flange. 10. Not UL Classified for acoustics. 11. Panel face and back surfaces treated with a patented, broad-spectrum antimicrobial standard formulation that inhibits and retards the growth of mold and mildew. For details, see <i>Ceiling Systems Warranties and Limitations (SC2102)</i> and <i>CLIMAPLUS Ceilings Certification of Performance (SC2451)</i>. 12. No formaldehyde is added to any ingredient or during the manufacturing process for all mineral fiber acoustical ceiling products manufactured by USG Interiors, Inc.</p>
---	--	--	---

Radars™ *ClimaPlus*™ Illusion



10

Year Availability
2842, 2852, 2862, 2882



RADAR Illusion Four/48 Panels with *CLIMAPLUS* Superior Performance/
DONN DX/DXL Suspension System

LEED Credits

Recycled Content: 28% – 50%
CLIMAPLUS Superior Performance for Mold and mildew

MR				EQ		
Waste Reduction ¹	Recycled Content	Regional Materials ²	Rapidly Renewable Materials	Low-Emitting Materials	Daylight and Views	Acoustical Performance
●	●	●	●	●	●	●

Features and Benefits

- Non-directional pattern offers fast, efficient installation.
- Face scores create illusion of a smaller-scaled ceiling system.
- *CLIMAPLUS* 30-year lifetime system warranty to withstand conditions up to 104 °F (40 °C)/95% relative humidity without visible sag when used with a DONN® brand suspension system.
- Optional FIRECODE™ formulation designed to meet life safety codes.

Applications

- Schools
- Corridors
- General offices
- Retail stores

Substrate

- Water-felted mineral fiber



Medium-textured panel

Call 888.874.2450 for color samples

See individual items for color availability.

Standard Colors

White

Parchment 103 Manila 246 Beige 142 Straw 143 Sandstone 090

Taupe 107

30
 Year System Warranty
 - No visible sag
 - Mold/mildew protection

UL Classified													
Edge	Panel Size	Class ³	Item No.	NRC	CAC Min.	LR ⁴	Color ⁵	Grid Options	VOC Emissions	Anti-Mold & Mildew	Recycled Content ⁶	Panel Cost	
RADAR CLIMAPLUS Illusion Two/24 Panels The look of 2'x2' panels	SLT ⁷ 	2'x4' x3/4"	Class A	2842	.55	35	.84	White Standard Not available in Flat Black or Charcoal	A	Low		28 – 44%	\$\$
		2'x4' x3/4"		2846	.55	35	.84	White	A	Low		48 – 50%	\$\$
	ILT ⁸ 	2'x4' x3/4"	Class A	2844	.55	35	.84	White	B	Low		28 – 44%	\$\$
RADAR CLIMAPLUS Illusion Four/48 Panels The look of 48"x6" linear strips	SLT ⁸ 	2'x4' x3/4"	Class A	2882	.50	35	.84	White	A	Low		28 – 44%	\$\$
	ILT ⁸ 	2'x4' x3/4"	Class A	2884	.50	35	.84	White	B	Low		28 – 44%	\$\$
RADAR CLIMAPLUS Illusion Eight/12 Panels The look of 12"x12" tile	SLT ⁷ 	2'x4' x3/4"	Class A	2852	.55	35	.84	White	A	Low		28 – 44%	\$\$
	ILT ⁸ 	2'x4' x3/4"	Class A	2854	.55	35	.84	White	B	Low		28 – 44%	\$\$
RADAR CLIMAPLUS Illusion Thirty-Two/6 Panels The look of 6"x6" tile	SLT ⁷ 	2'x4' x3/4"	Class A	2862	.50	35	.84	White	A	Low		28 – 44%	\$\$
	ILT ⁸ 	2'x4' x3/4"	Class A	2864	.50	35	.84	White	B	Low		28 – 44%	\$\$

Patterns	Illusion Two/24	Illusion Four/48	Illusion Eight/12	Illusion Thirty-Two/6

Legend

Low Emissions (VOC Class)
 Classified as low-emitting per standards established by the Collaborative for High-Performance Schools (CHPS), following California Specification 01350 testing methods.

CLIMAPLUS Superior Performance⁹
 Contains a broad-spectrum antimicrobial treatment on the face and back of the panel that provides guaranteed resistance against the growth of mold and mildew.

A DX [®] /DXL [™]	B CENTRICITEE [™] DXT
---	---

Grid Profile Options	
-----------------------------	------

Physical Data/ Footnotes	Product literature Data sheet: SC2126	Thermal resistance R-1.7 (Class A) R-1.9 (FIRECODE)	Footnotes 1. Applies when USG acoustical ceilings recycling program is utilized. 2. Dependent on location; see Sustainability selector. 3. Fire-rated items: see UL design details. 4. LR values are shown as averages. 5. See Colors selector for more information. 6. For details, see Sustainability selector. 7. Panels have a 15/16" routing.	8. Panels have a 9/16" routing. 9. Panel face and back surfaces treated with a patented, broad-spectrum antimicrobial standard formulation that inhibits and retards the growth of mold and mildew. For details, see <i>Ceiling Systems Warranties and Limitations</i> (SC2102) and <i>CLIMAPLUS Ceilings Certification of Performance</i> (SC2451).
	ASTM E1264 classification Type III, Form 2, Pattern CDEK	Maximum backloading See warranty for details.		
	ASTM E84 surface burning characteristics Class A Flame spread: 25 Smoke developed: 50	Maintenance Can be cleaned easily with a soft brush or vacuum.		
	Weight .87-1.2 lb./sq. ft.			

Radar™ *ClimaPlus*™ High-CAC, High-NRC



10

Year Availability
22111, 22121, 22127, 22311

HRC

High Recycled Content



RADAR High-NRC Panels with *CLIMAPLUS* Superior Performance/
DORN DX/DXL Suspension System

LEED Credits

Recycled Content: 44% – 58%
CLIMAPLUS Superior Performance for Mold and Mildew

MR				EQ		
Waste Reduction ¹	Recycled Content	Regional Materials ²	Rapidly Renewable Materials	Low-Emitting Materials	Daylight and Views	Acoustical Performance
●	●	●	●	●	●	●

Features and Benefits

- Non-directional all-purpose ceiling pattern
- Available with 40 CAC for increased room-to-room speech privacy and .70 NRC for greater sound control in open-plan areas
- *CLIMAPLUS*™ 30-year lifetime system warranty to withstand conditions up to 104 °F (40 °C)/95% relative humidity without visible sag when used with a DORN® brand suspension system
- FIRECODE™ formulation designed to meet life safety codes
- High-NRC/High-CAC – Formulation helps comply with ANSI S 12.60 classroom guidelines

Applications

- Classrooms
- Conference rooms
- Open office plans
- Privacy rooms

Substrate

- Water-felted mineral fiber



Medium-textured panel

To order samples, go to usg.com



White

UL Classified													
30	Edge	Panel Size	Class ³	Item No.	NRC	CAC Min.	LR ⁴	Color	Grid Options	VOC ⁷ Emissions	Anti-Mold & Mildew	Recycled Content ²	Panel Cost
Year System Warranty - No visible sag - Mold/mildew protection													
RADAR CLIMAPLUS High-CAC Panel	SQ 	2'x4'x5/8"		22310	.55	40	.84	White	A, C	Low		58% 	\$\$
RADAR CLIMAPLUS High-NRC Panel	SQ 	2'x2'x7/8"	Class A	22421	.70	35	.84	White	A, B, C	Low		44%	\$\$
		2'x2'x3/4"		22111	.70	35	.84	White	A, B, C	Low		58% 	\$\$
		2'x4'x3/4"		22311	.70	35	.84	White	A, C	Low		58% 	\$\$
	SLT 	2'x2'x7/8"	Class A	22350	.70	35	.84	White	D	Low		44%	\$\$
		2'x2'x3/4"		22121	.70	35	.84	White	D	Low		58% 	\$\$
	FLB 	2'x2'x7/8"	Class A	22370	.70	35	.84	White	E, F, G	Low		44%	\$\$
2'x2'x3/4"			22127	.70	35	.84	White	E, F, G	Low		58% 	\$\$	
RADAR CLIMAPLUS High-NRC/CAC Panels	SQ 	2'x2'x3/4"		22521 ⁶	.70	40	.84	White	A, B, C	Low		58% 	\$\$
		2'x4'x7/8"	Class A	22441 ⁶	.70	40	.84	White	A, C	Low		44%	\$\$
		2'x4'x3/4"		22541 ⁶	.70	40	.84	White	A, C	Low		58% 	\$\$
	SLT 	2'x2'x3/4"		22523	.70	40	.84	White	D	Low		56% 	\$
		2'x4'x7/8"	Class A	22360 ⁶	.70	40	.84	White	D	Low		44%	\$\$
		2'x4'x3/4"		22122 ⁶	.70	40	.84	White	D	Low		58% 	\$\$
	FLB 	2'x2'x3/4"		22527 ⁶	.70	40	.84	White	E, F, G	Low		58% 	\$\$
Legend													
Low Emissions (VOC Class) Classified as low-emitting per standards established by the Collaborative for High-Performance Schools (CHPS), following California Specification 01350 testing methods.				CLIMAPLUS Superior Performance⁵ Contains a broad-spectrum antimicrobial treatment on the face and back of the panel that provides guaranteed resistance against the growth of mold and mildew.				High Recycled Content Classified as containing greater than 50% total recycled content. Total recycled content is based on product composition of post-consumer and pre-consumer (post-industrial) recycled content per FTC guidelines.					
A	B	C	D	E	F	G							
DX®/DXL™	CENTRICITEE™ DXLT	DXW™	DX/DXL	CENTRICITEE DXLT	FINELINE® DXF	FINELINE® 1/8 DXFF							
Grid Profile Options													

Physical Data/ Footnotes

Product literature
Data sheet: SC2290

ASTM E1264 classification
Type III, Form 2, Pattern CDE

ASTM E84 surface burning characteristics
Class A

Flame spread: 25
Smoke developed: 50

Weight
1.15-1.36 lb./sq. ft.

Thermal resistance
R-1.6 (5/8" panels)
R-1.9 (3/4" panels)
R-1.8 (7/8" panels)

Maximum backloading
See Warranty for details.

Maintenance
Panels can be cleaned easily with a soft brush or vacuum.

Footnotes

1. Applies when USG acoustical ceilings recycling program is utilized.
2. For details, see LEED report generator at usgdesignstudio.com.
3. Fire-rated items: See UL design details.

4. LR values are shown as averages.

5. Panel face and back surfaces treated with a patented, broad-spectrum antimicrobial standard formulation that inhibits and retards the growth of mold and mildew. For details, see *Ceiling Systems Warranties and Limitations* (SC2102) and *CUMAPLUS Ceilings Certification of Performance* (SC2451).

6. Helps comply with ANSI S 12.60 classroom guidelines.

7. No formaldehyde is added to any ingredient or during the manufacturing process for all mineral fiber acoustical ceiling products manufactured by USG Interiors, Inc.



RADAR Ceramic Panels with *CLIMAPLUS* Performance/
DONN ZXLA Suspension System

LEED Credits

Recycled Content: 45%
CLIMAPLUS No-Sag Warranty

MR			EQ			
Waste Reduction	Recycled Content	Regional Materials ¹	Rapidly Renewable Materials	Low-Emitting Materials	Daylight and Views	Acoustical Performance
	●	●	●	●	●	●

Features and Benefits

- 100% ceramic-bonded mineral fiber withstands high heat, high humidity, corrosive chemical fumes, and steam.
- Tested in live steam to withstand applications such as saunas and steam rooms.
- Meets U.S. Coast Guard standards and can be used in high-humidity marine applications.
- *CLIMAPLUS* 30-year lifetime system warranty to withstand conditions up to 104 °F (40 °C)/100% relative humidity without visible sag when used with a DONN® brand suspension system.
- FIRECODE™ formulation.

Applications

- Exterior soffits
- Parking garages
- Pools and shower areas
- Saunas and steam rooms

Substrate

- Water-felted, ceramic-bonded mineral fiber



Medium-textured panel, perforated

Call 888.874.2450 for samples



White

30
 Year System Warranty
 - No visible sag
 - Mold/mildew protection

UL Classified													
Edge	Panel Size	Class ²	Item No.	NRC	CAC	LR ³ Min.	Color	Grid Options	VOC Emissions	Anti-Mold & Mildew	Recycled Content ⁴	Panel Cost	
RADAR Ceramic CLIMAPLUS Perforated Panels	SQ 		56644	.50	40 	.82	White	A, B	Low		45%	\$\$	
			56645	.50	40 	.82	White	A, B	Low		45%	\$\$	

Legend

Zero Emissions (VOC Class)

Classified as zero-emitting per standards established by the Collaborative for High-Performance Schools (CHPS), following California Specification 01350 testing methods.

CLIMAPLUS Inherent Performance⁵

Fiberglass substrate is inherently resistant to the growth of mold and mildew.

A
ZXLTM

B
AXTM

Grid Profile Options



Physical Data/ Footnotes

Product literature
Data sheet: SC2293

ASTM E1264 classification
Perforated: Type XX, Pattern CEG

ASTM E84 surface burning characteristics
Class A

Flame spread: 0
Smoke developed: 0

Weight
1.6-1.7 lb./sq. ft.

Thermal resistance
R-1.3

Maximum backloading
See Warranty for details.

Maintenance
Can be cleaned easily with a damp sponge.

U.S. Coast Guard acceptance
Approved for use on merchant ships (No. 164.109/53/0).

Footnotes

1. Dependent on location; see Sustainability selector.
2. Fire-rated items: see UL design details.
3. LR values are shown as averages.
4. For details, see Sustainability selector.
5. For details, see *Ceiling Systems Warranties and Limitations* (SC2102) and *CLIMAPLUS Ceilings Certification of Performance* (SC2451).



RENDITIONS Face-Routed Ceiling Panels with Paws Pattern/
DOWN DX/DXL Suspension System

LEED Credits

Recycled Content: 70% – 77%

MR				EQ		
Waste Reduction ¹	Recycled Content	Regional Materials ²	Rapidly Renewable Materials	Low-Emitting Materials	Daylight and Views	Acoustical Performance
●	●	●	●	●	●	●

Features and Benefits

- Computer-generated, face-routed designs combined with the beautiful fine texture of ECLIPSE™, FROST™, or MILLENNIA® panels.
- Numbered ceiling panels match shop drawings for easy installation.
- Custom designs are available.
- All panels available in White. FROST panels available in Standard colors, Advantage colors and custom colors.

Applications

- Child care
- Educational
- Health care
- Theme and whimsical areas

Substrate

- X-Technology mineral fiber
- Cast mineral fiber (FROST)



Call 888.874.2450 for color samples


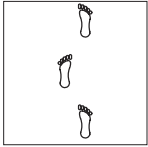
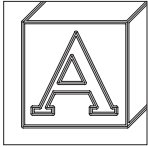

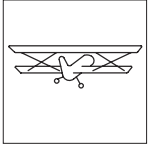


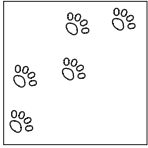


Standard Colors

White	Parchment 103	Manila 246	Beige 142	Straw 143	Sandstone 090	Taupe 107
	Charcoal 534	Flat Black 205				

Advantage Colors

Silverstone 052	Breeze 2659	Blue Grey 564	Azure 2660	Slate 568	Spruce 567	Tuscany 2663	Sorbet 2658
Squash 2662	Safari 2662	Redwood 566	Sienna 565	Halo 206	Mist 053	Nectar 546	Quartz 082

Product Information												
Materials	Finishes	Typical Sizes	Available Panels and Edges ³					Sound Rating ⁴				
Mineral-fiber ceiling panels	All panels available in White. Frost panels available in Standard colors, Advantage colors and custom colors.	2' x 2'		SQ	SLT	SLB	FL	FLB	NRC	CAC ⁵		
			ECLIPSE	•	•		•				.70	35
			FROST			•	•	•				
			MILLENNIA	•	•		•					

Patterns ⁶	Aquarium 5-Panel Series	Barefootin' 12-Panel Series	Blocks 13-Panel Series	Fast Food 5-Panel Series
				
	Flying Things 13-Panel Series	Leaves 13-Panel Series	Night Sky 8-Panel Series	Paws 29-Panel Series
				
	Railway 26-Panel Series	Stuffed Animals 4-Panel Series		
				

**Physical Data/
Footnotes**

Product literature

Data sheet: IC327
Product guide: IC500

Recycled Content

See the Sustainability selector.

Footnote

1. Applies when USG acoustical ceilings recycling program is utilized.
2. Dependent on location; see Sustainability selector.
3. RENOVATIONS panels only available as Class A.
4. Non-face-routed panels.
5. CAC values will depend on edge and suspension system.
6. For all panels in each series, see IC500 or visit USGDesignStudio.com.

Note

Panels with RENOVATIONS face routing do not carry USG's CLIMAPLUS™ non-sag warranty. Refer to standard commercial ceilings warranty.



RENDITIONS Face-Routed Ceiling Panels with Boundaries Pattern/
FROST Panels/DOWN CENTRICITEE Suspension System

LEED Credits

Recycled Content: 70% – 77%

MR				EQ		
Waste Reduction ¹	Recycled Content	Regional Materials ²	Rapidly Renewable Materials	Low-Emitting Materials	Daylight and Views	Acoustical Performance
●	●	●	●	●	●	●

Features and Benefits

- Computer-generated, face-routed designs combined with the beautiful fine texture of ECLIPSE™, FROST™, or MILLENNIA® panels.
- Numbered ceiling panels match shop drawings for easy installation.
- Available in Square, Finline, and Shadowline edges.
- Custom designs available.
- All panels available in White. FROST panels available in Standard colors, Advantage colors and custom colors.

Applications

- Educational
- Health care
- Retail space
- Theme and whimsical areas

Substrate

- X-Technology mineral fiber
- Cast mineral fiber (FROST)



Call 888.874.2450 for color samples

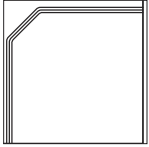




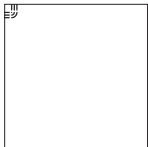








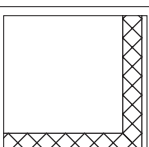
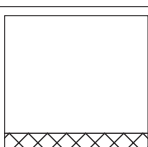
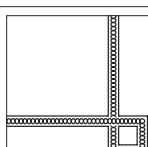

Standard Colors

White	Parchment 103	Manila 246	Beige 142	Straw 143	Sandstone 090	Taupe 107
	Charcoal 534	Flat Black 205				

Advantage Colors

Silverstone 052	Breeze 2659	Blue Grey 564	Azure 2660	Slate 568	Spruce 567	Tuscany 2663	Sorbet 2658
Squash 2662	Safari 2662	Redwood 566	Sienna 565	Halo 206	Mist 053	Nectar 546	Quartz 082

Product Information												
Materials ³	Finishes	Typical Sizes	Available Panels and Edges					Sound Rating ⁴				
Mineral-fiber ceiling panels	All panels available in White. Frost panels available in Standard colors, Advantage colors and custom colors.	2' x 2'		SQ	SLT	SLB	FL	FLB	NRC	CAC ⁵		
			ECLIPSE	•	•		•				.70	35
			FROST			•	•	•				
MILLENNIA	•	•										

Patterns	RENDITIONS I Outside Corner	RENDITIONS I Inside Corner	RENDITIONS II Outside Corner	RENDITIONS II Inside Corner
				
	RENDITIONS III Outside Corner	RENDITIONS III Inside Corner	Straight Line	
				
	Curls-S	Curls-SE	Deco-SE	Deco-S
				
	Dentil-2	Dentil-SE	Dentil-S	
				
	Diagonal-SE	Diagonal-S	Tara-SE	Tara-S
				

**Physical Data/
Footnotes**

Product literature
Data sheet: IC327
Product guide: IC501

Recycled Content
See the Sustainability selector.

Footnote
1. Applies when USG acoustical ceilings recycling program is utilized.
2. Dependent on location; see Sustainability selector.
3. RENDITIONS panels only available as Class A.
4. Non-face-routed panels.
5. CAC values will depend on edge and suspension system.

Note
Panels with RENDITIONS face routing do not carry USG's CLIMATEPLUS™ non-sag warranty. Refer to standard commercial ceilings warranty.



Rock Face Panels with *CLIMAPLUS* Superior Performance/
DONN DX/DXL Suspension System

LEED Credits

Recycled Content: 49%
CLIMAPLUS Superior Performance for Mold and mildew

MR				EQ		
Waste Reduction ¹	Recycled Content	Regional Materials ²	Rapidly Renewable Materials	Low-Emitting Materials	Daylight and Views	Acoustical Performance
●	●	●	●	●	●	●

Features and Benefits


- Specially compounded textured surface with hard core.
- Perfect for increased abuse resistance and sag resistance.
- *CLIMAPLUS* 30-year lifetime system warranty to withstand conditions up to 104 °F (40 °C)/95% relative humidity without visible sag when used with a DONN® brand suspension system.
- FIRECODE™ formulation designed to meet life safety codes.

Applications

- Athletic areas and exercise rooms
- Schools
- Corridors
- Dormitory rooms

Substrate

- Water-felted mineral fiber



Fine-textured panel

Call 888.874.2450 for samples



White

30
 Year System Warranty
 - No visible sag
 - Mold/mildew protection

UL Classified													
Edge	Panel Size	Class ³	Item No.	NRC	CAC Min.	LR ⁴	Color	Grid Options	VOC Emissions	Anti-Mold & Mildew	Abuse-Resistant	Recycled Content ⁵	Panel Cost
ROCK FACE CLIMAPLUS Panels	SQ 	2'x2' x5/8"	56335	.55	35	.86	White	A, B, C	Low			49%	\$\$
		2'x4' x5/8"	56380	.55	35	.86	White	A, B, C	Low			49%	\$\$
	SLT 	2'x2' x3/4"	55483	.55	35	.86	White	D, E, F	Low			49%	\$\$

Legend

Low Emissions (VOC Class)

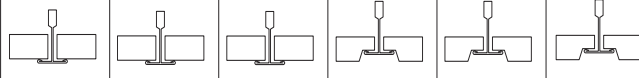
Classified as low-emitting per standards established by the Collaborative for High-Performance Schools (CHPS), following California Specification 01350 testing methods.

CLIMAPLUS Superior Performance⁶

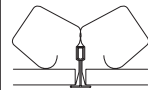
Contains a broad-spectrum antimicrobial treatment on the face and back of the panel that provides guaranteed resistance against the growth of mold and mildew.

A DX [®] /DXL [™]	B DXLA [™]	C ZXLA [™]	D DX/DXL	E DXLA	F ZXLA
--	------------------------	------------------------	-------------	-----------	-----------

Grid Profile Options



ROCK FACE CLIMAPLUS Panel Retention Clips (20428)



Keep panels in place upon direct impact. One clip per panel attached at center of 1-1/2" (38mm) cross tees.

Physical Data/ Footnotes

Product literature
 Data sheet: SC1840

ASTM E1264 classification
 Type III, Form 2, Pattern CE

ASTM E84 surface burning characteristics
 Class A
 Flame spread: 25
 Smoke developed: 50

Weight
 1.0-1.3 lb./sq. ft.

Thermal resistance
 R-1.6 (5/8" panels)
 R-1.9 (3/4" panels)

Maximum backloading
 See Warranty for details.

Maintenance
 Can be cleaned easily with a soft brush or vacuum.

Durability tests
 ASTM D1037: Tested to 45 lbf. for a 1/4" depression by a Janka ball.
 ASTM D5420: Tested to 3.5 in./lbf. for impactation.

Footnotes

1. Applies when USG acoustical ceilings recycling program is utilized.
2. Dependent on location; see Sustainability selector.
3. Fire-rated items: see UL design details.
4. LR values are shown as averages.
5. For details, see Sustainability selector.
6. Panel face and back surfaces treated with a patented, broad-spectrum antimicrobial standard

formulation that inhibits and retards the growth of mold and mildew. For details, see *Ceiling Systems Warranties and Limitations* (SC2102) and *CLIMAPLUS Ceilings Certification of Performance* (SC2451).

10

Year Availability
808, 809

HRC

High Recycled Content



SANDRIFT Panels with *CLIMAPLUS* Superior Performance/
DOWN DX/DXL Suspension System

LEED Credits

Recycled Content: 70% – 71%
CLIMAPLUS Superior Performance for Mold and Mildew

MR				EQ		
Waste Reduction ¹	Recycled Content	Regional Materials ²	Rapidly Renewable Materials	Low-Emitting Materials	Daylight and Views	Acoustical Performance
●	●	●	●	●	●	●

Features and Benefits

- Uniquely textured cast product with durable surface that resists scrapes commonly caused by accessing the ceiling plenum
- Integral color masks nicks and scratches.
- Optional FIRECODE™ formulation designed to meet life safety codes
- *CLIMAPLUS* 30-year lifetime system warranty to withstand conditions up to 104°F (40°C)/95% relative humidity without visible sag when used with a DOWN® brand suspension system

Applications

- Conference and lobby areas
- Department stores
- Entertainment and gaming
- Executive offices
- Restaurants

Substrate

- Cast mineral fiber



Fine-textured panel

To order samples, go to usg.com











Standard Colors

White	Parchment 103	Manila 246	Beige 142	Straw 143	Sandstone 090	Taupe 107
Charcoal 534	Flat Black 205					

Advantage Colors

Silverstone 052	Breeze 2659	Blue Grey 564	Azure 2660	Slate 568	Spruce 567	Tuscany 2663	Sorbet 2658
Squash 2661	Safari 2662	Redwood 566	Sienna 565	Halo 206	Mist 053	Nectar 546	Quartz 082

30
 Year System Warranty
 - No visible sag
 - Mold/mildew protection

	Edge	Panel Size	Class	Item No.	UL Classified		LR ³	Color ⁴	Grid Options	VOC ⁵ Emissions	Anti-Mold & Mildew	Abuse Resistant	Recycled Content ²	Panel Cost
					NRC	CAC Min.								
SANDRIFT CLIMAPLUS Panels	SL 	2'x2'x3/4" Paper-Back	Class A	808	.70	38	.83	White Standard Advantage	A	Zero			71%	\$\$
	FL 	2'x2'x3/4" Paper-Back	Class A	809	.70	38	.83	White Standard Advantage	B, C, D	Zero			71%	\$\$
SANDRIFT Non-CLIMAPLUS Panels	SL 	2'x2'x3/4" Foil-Back		815	.55	35	.83	White	A	Zero			70%	\$\$

Legend

 **Zero Emissions (VOC Class)**





Classified as zero-emitting per standards established by the Collaborative for High-Performance Schools (CHPS), following California Specification 01350 testing methods.

 **CLIMAPLUS Superior Performance⁵**

Contains a broad-spectrum antimicrobial treatment on the face and back of the panel that provides guaranteed resistance against the growth of mold and mildew.

 **High Recycled Content**

Classified as containing greater than 50% total recycled content. Total recycled content is based on product composition of post-consumer and pre-consumer (post-industrial) recycled content per FTC guidelines.

A	B	C	D
DOWN [®] DX [®] /DXL [™]	CENTRICITEE [™] DXT	FINELINE [®] 1/8 DXFF	FINELINE DXF
			

Grid Profile Options

Physical Data/ Footnotes

Product literature
 Data sheet: SC1841

ASTM E1264 classification
 Type III, Form 4, Pattern Z

ASTM E84 surface burning characteristics
 Class A
 Flame spread: 25
 Smoke developed: 50

Weight
 1.65-1.70 lb./sq. ft. (Class A)
 FIRECODE weight

Thermal resistance
 R-1.7 (Class A)
 R-1.3 (Firecode)

Maximum backloading
 See Warranty for details.

Maintenance
 Can be cleaned easily with a soft brush or vacuum.

Texture
 The manufacturing process for cast ceiling panels creates natural, subtle texture variations, which is a distinguishing feature of these products. Because of potential variances between production dates, we recommend ordering and installing cast products by production lot number.

Footnotes

1. Applies when USG acoustical ceilings recycling program is utilized.
2. For details, see LEED report generator at usgdesignstudio.com.
3. LR values are shown as averages.
4. To highlight the unique texture of SANDRIFT CLIMAPLUS panels, choose light colors. See Colors selector for more information.
5. Panel face and back surfaces treated with a patented, broad-spectrum antimicrobial standard formulation that inhibits and retards the growth of mold and mildew. For details, see *Ceiling Systems*

Warranties and Limitations (SC2102) and CLIMAPLUS Ceilings Certification of Performance (SC2451).
 6. No formaldehyde is added to any ingredient or during the manufacturing process for all mineral fiber acoustical ceiling products manufactured by USG Interiors, Inc.

Sheetrock™ Lay-In Ceiling Panel *ClimaPlus*™



10

Year Availability
3270

HRC

High Recycled Content



SHEETROCK Lay-In Ceiling Panel, Vinyl, with *CLIMAPlus* Performance/
DONN ZXLA Suspension System

LEED Credits

Recycled Content: 23% – 56%
CLIMAPlus No-Sag Warranty

MR			EQ			
Waste Reduction	Recycled Content	Regional Materials ¹	Rapidly Renewable Materials	Low-Emitting Materials	Daylight and Views	Acoustical Performance
	●	●	●	●	●	●

Features and Benefits

- PVC-FREE panels feature a proprietary non-vinyl face material that is free of PVC and Phthalates
- CLEAN ROOM™ panels can be used in clean room environments up to class 100
- Washable and scrubbable finish– impact and scratch resistant
- Panels meet USDA/FSIS requirements for food processing areas
- *CLIMAPlus*™ 30-year lifetime no-sag system warranty

Applications

- Kitchens and food preparation areas
- Restrooms and utility areas
- Locker rooms
- Parking garages
- Exterior protected soffits

Substrate

- Gypsum panel



To order samples, go to usg.com



White

30

Year System Warranty
– No visible sag

UL Classified												
Edge	Panel Size	Class ²	Item No.	NRC ³	CAC Min.	LR ⁴	Color	Abuse-Resistant	Grid Options	Recycled Content ¹	Panel Cost	
SHEETROCK Lay-In Ceiling Panel CLIMAPLUS, Vinyl	SQ 	2'x2'x1/2"	3260	–	35	.77	White		A, B, C, D	23%	\$	
		2'x4'x1/2"	3270	–	40	.77	White		A, B, C, D	23%	\$	
SHEETROCK Lay-In Ceiling Panel CLIMAPLUS, PVC-FREE ⁷	SQ 	2'x2'x1/2"	3220	–	35	.85	White		A, B, C, D	56% 	\$	
		2'x4'x1/2"	3230	–	40	.85	White		A, B, C, D	56% 	\$	
SHEETROCK Lay-In Ceiling Panel CLIMAPLUS, CLEAN ROOM ⁵	SQ 	2'x4'x1/2"	3200	–	40	.77	White		A, B, C, D	23%	\$\$	

Legend

High Recycled Content

Classified as containing greater than 50% total recycled content. Total recycled content is based on product composition of post-consumer and pre-consumer (post-industrial) recycled content per FTC guidelines.

A	B	C	D
DOWN [®] DX [®] /DXL [™]	DOWN [®] DXLA [™]	ZXLA [™]	DOWN CE ^{™6}

Grid Profile Options

Physical Data/ Footnotes

Product literature
Data sheet: SC1820

ASTM E1264 classification
Type XX, Pattern G

ASTM E84 surface burning characteristics
Class A
Vinyl
Flame spread: 25
Smoke developed: 50
PVC-Free
Flame spread: 25
Smoke developed: 50
CLEAN ROOM
Flame spread: 25
Smoke developed: 50

Weight
1/2" = 2.00 lb./sq. ft.

Thermal resistance
1/2" = up to R-0.45

Maximum backloading
See Warranty for details.

Maintenance
Can be cleaned easily with a damp sponge. Use mild detergent and water – do not use acetate, ammonia or high concentration of chlorine, bromide or other harsh chemicals.

Sustainability
No formaldehyde was added to any ingredient or during the manufacturing process

U.S. Coast Guard acceptance
Approved for use on merchant ships.

Footnotes

- For details, see LEED report generator at usgdesignstudio.com.
- Fire-rated items: see UL design details.
- NRC rating is .10. USG does not consider a ceiling panel to be acoustically rated if NRC is less than .50
- LR values are shown as averages.
- Field-cut edges of CLEAN ROOM panels must be sealed with white latex paint.
- Clean-room-rated applications require a suspension system with gasketed tee flanges such as DOWN CE.

7. High Scrubbability/High Washability– PVC-FREE panels have been tested to withstand 10,000 scrub/wash cycles (ASTM D2486/ASTM D4828)

8. No formaldehyde is added to any ingredient or during the manufacturing process for all gypsum ceiling products manufactured by USG Interiors, Inc.



High Recycled Content



Summit Panels with *CLIMAPLUS* Superior Performance/
Down FINELINE 1/8 DXFF Suspension System

LEED Credits

Recycled Content: 63%
CLIMAPLUS Superior Performance for Mold and Mildew

MR				EQ		
Waste Reduction ¹	Recycled Content	Regional Materials ²	Rapidly Renewable Materials	Low-Emitting Materials	Daylight and Views	Acoustical Performance
	●	●	●	●	●	●

Features and Benefits


- Fine-textured cast product with an extremely durable, impact-resistant surface
- Excellent combination of noise reduction (NRC) and sound attenuation (CAC)
- *CLIMAPLUS*™ 30-year lifetime system warranty to withstand conditions up to 104°F (40°C)/95% relative humidity without visible sag when used with a Down® brand suspension system

Applications

- Open and closed office plans
- Schools
- Airports
- Convention centers
- Conference and lobby areas
- Healthcare

Substrate

- Cast mineral fiber



Fine-textured panel

To order samples, go to usg.com



White

30
 Year System Warranty
 - No visible sag
 - Mold/mildew protection

Edge	Panel Size	Class	Item No.	UL Classified		LR ⁵	Color	Grid Options	VOC ⁶ Emissions	Anti-Mold & Mildew	Abuse-Resistant	Recycled Content ²	Panel Cost
				NRC	CAC Min. ^{3,4}								
SUMMIT CLIMAPLUS	SLB 	2'x2'x3/4" Paper-Back	Class A	990	.70	38	.81	White	A	Zero		63% 	\$\$\$
	FLB 	2'x2'x3/4" Paper-Back	Class A	991	.70	38/40	.81	White	B, C, D	Zero		63% 	\$\$\$

Legend

Zero Emissions (VOC Class)
 Classified as zero-emitting per standards established by the Collaborative for High-Performance Schools (CHPS), following California Specification 01350 testing methods.

CLIMAPLUS Superior Performance⁶
 Contains a broad-spectrum antimicrobial treatment on the face and back of the panel that provides guaranteed resistance against the growth of mold and mildew.

High Recycled Content
 Classified as containing greater than 50% total recycled content. Total recycled content is based on product composition of post-consumer and pre-consumer (post-industrial) recycled content per FTC guidelines.

A DX [®] /DXL [™]	B CENTRICITEE [™] DXT	C FINELINE [®] 1/8 DXFF	D FINELINE [®] DXF

Grid Profile Options

Physical Data/ Footnotes

Product literature
 Data sheet: SC2432

ASTM E1264 classification
 Type III, Form 4, Pattern E

ASTM E84 surface burning characteristics
 Class A
 Flame spread: 25
 Smoke developed: 50

Weight
 1.95 lb./sq. ft.

Thermal resistance
 R-1.7

Maximum backloading
 See Warranty for details.

Maintenance
 Can be cleaned easily with a soft brush or vacuum.

Durability Tests
 ASTM C367 – tested to 260 lbf. for 1/4" depression by a 2" steel ball.
 ASTM D1037 – tested to 60 lbf. for 1/4" depression by Janka ball.

Impact resistance
 ASTM D5420 – tested to 3.8 in./lbf. for impact resistance.

Texture
 The manufacturing process for cast ceiling panels creates natural, subtle texture variations, which is a distinguishing feature of these products. Because of potential variances between production dates, we recommend ordering and installing color cast products by production lot number.

Footnote
 1. Applies when USG acoustical ceilings recycling program is utilized.
 2. For details, see LEED report generator at usgdesignstudio.com.
 3. Item No. 991 achieves 40 CAC when installed with FINELINE DXF or FINELINE 1/8 DXFF suspension system.
 4. Adding sound masking can be as effective as using a ceiling panel with a higher CAC rating, providing increased privacy between enclosed office spaces.
 5. LR values are shown as averages.

6. Panel face and back surfaces treated with a patented, broad-spectrum antimicrobial standard formulation that inhibits and retards the growth of mold and mildew. For details, see *Ceiling Systems Warranties and Limitations* (SC2102) and *CLIMAPLUS Ceilings Certification of Performance* (SC2451).
 7. No formaldehyde is added to any ingredient or during the manufacturing process for all mineral fiber acoustical ceiling products manufactured by USG Interiors, Inc.



TOUCHSTONE Panels with *CLIMAPLUS* Superior Performance/
DONN DX/DXL Suspension System

LEED Credits

Recycled Content: 48%
CLIMAPLUS Superior Performance for Mold and mildew

MR				EQ		
Waste Reduction ¹	Recycled Content	Regional Materials ²	Rapidly Renewable Materials	Low-Emitting Materials	Daylight and Views	Acoustical Performance
●	●	●	●	●	●	●

Features and Benefits


- Panels are scuff- and abuse-resistant and can withstand day-to-day activity in high traffic areas.
- *CLIMAPLUS* 30-year lifetime system warranty to withstand conditions up to 104 °F (40 °C)/95% relative humidity without visible sag when used with a *DONN*® brand suspension system.
- *FIRECODE*™ formulation designed to meet life safety codes.

Applications

- Schools
- General offices
- Retail stores

Substrate

- Water-felted mineral fiber



Medium-textured panel

Call 888.874.2450 for samples



White

30
 Year System Warranty
 – No visible sag
 – Mold/mildew protection

UL Classified													
Edge	Panel Size	Class ³	Item No.	NRC	CAC Min.	LR ⁴	Color	Grid Options	VOC Emissions	Anti-Mold & Mildew	Abuse-Resistant	Recycled Content ⁵	Panel Cost
TOUCHSTONE CLIMAPLUS Panels	SQ 	2'x2' x5/8"	5893	.55	35	.86	White	A, B, C	Low			48%	\$\$
		2'x4' x5/8"	5894	.55	35	.86	White	A, B	Low			48%	\$\$
	SLT 	2'x2' x5/8"	5896	.55	35	.86	White	D	Low			48%	\$\$
	FLB 	2'x2' x5/8"	5899	.55	35	.86	White	E, F, G, H, I	Low			48%	\$\$

Legend

Low Emissions (VOC Class)

Classified as low-emitting per standards established by the Collaborative for High-Performance Schools (CHPS), following California Specification 01350 testing methods.

CLIMAPLUS Superior Performance⁶

Contains a broad-spectrum antimicrobial treatment on the face and back of the panel that provides guaranteed resistance against the growth of mold and mildew.

Grid Profile Options

A DX [®] /DXL™	B DXW™	C CENTRICITEE™ DXT	D DX/DXL	E CENTRICITEE [®]	F CENTRICITEE™ DXLT	G FINELINE [®] DXF	H FINELINE [®] 1/8 DXFF	I FINELINE [®] DXLF

**Physical Data/
Footnotes**

Product literature
 Data sheet: SC2214

ASTM E1264 classification
 Type III, Form 2, Pattern CEI

ASTM E84 surface burning characteristics
 Class A
 Flame spread: 25
 Smoke developed: 50

Weight
 1.0-1.3 lb./sq. ft.

Thermal resistance
 R-1.6
Maximum backloading
 See Warranty for details.

Maintenance
 Can be cleaned easily with a soft brush or vacuum.

Footnotes

1. Applies when USG acoustical ceilings recycling program is utilized.
2. Dependent on location; see Sustainability selector.
3. Fire-rated items: see UL design details.
4. LR values are shown as averages.
5. For details, see Sustainability selector.
6. Panel face and back surfaces treated with a patented, broad-spectrum antimicrobial standard

formulation that inhibits and retards the growth of mold and mildew. For details, see *Ceiling Systems Warranties and Limitations* (SC2102) and *CLIMAPLUS Ceilings Certification of Performance* (SC2451).

Suspension Systems

Selectors

Page	
192	System Interface
194	Standard and Advantage Colors
196	System Performance
197	Materials
198	Applications

Product Information

Page	
200	AX Aluminum 15/16"
202	CE Controlled Environment 1-1/2"
204	CENTRICITEE 9/16"
206	DX/DXL Fire-Rated 15/16"
208	DX/DXL Concealed 15/16"
210	DXLA Aluminum-Capped Fire-Rated 15/16"
212	DXSS Stainless Steel 15/16"
214	DXW 1-1/2"
216	FINELINE DXF with 1/4" Reveal
218	FINELINE 1/8 DXFF with 1/8" Reveal
220	ZXLA Environmental
222	USG Drywall Suspension System – Flat Ceilings
224	USG Drywall Suspension System – Curved Ceilings
226	Wall-to-Wall System
228	M7 Overlapping Wall Angle
230	Seismic Accessories
231	Donn ACM7 Seismic Clip
233	Seismic Separation Joints
234	Suspension Systems Accessories

System Interface

Suspension System

USG offers the following suspension system and edge detail options. Select a suspension system and match it with a corresponding panel edge detail, or vice versa, to assure proper system fit and assembly.

		DX/DXL/ DXLA/ AX/ ZXL/ DXSS^{1,2}	CENTRICITEE DXT^{2,3}	FINELINE DXF²	FINELINE 1/8 DXFF	DXW (1-1/2" wide)	CE (Controlled Environments)	DXL Concealed
	Edge Detail							
Square Edge SQ								
Shadowline Tapered SLT								
Shadowline (SL)								
Shadowline Bevel SLB								
Fineline FL								
Fineline Bevel FLB								

1. AX, DXLA, ZXLA and DXSS Suspension Systems provide environmental resistance; they have the same profile as DX/DXL and can utilize the same edge details.
 2. DX/DXL, DXLA, ZXLA, DXLF, and DXLT fire-rated suspension systems and FIRECODE formulation panels may have restrictions on size and application; refer to appropriate UL Design for acceptable components.

3. Square edge panels are not recommended with 2'x4' modules using 9/16" grid.
 4. ILT edge is applicable only to Illusion and Pedestals face-cut products.

		DX/DXL/ DXLA/ AX/ ZXLA/ DXSS ^{1,2}	CENTRICITEE DXT ^{2,3}	FINELINE DXF ²	FINELINE 1/8 DXFF	DXW (1-1/2" wide)	CE (Controlled Environments)	DXL Concealed
	Edge Detail							
Pedestals PE/ILT								
Pedestals PE/SLT								
Interline Tapered⁴ ILT								
BESK								
SESK								

Standard and Advantage Colors






















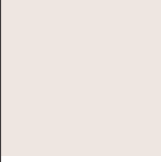





Standard Colors: Available for quick delivery, with one-carton minimum for suspension systems and ceiling panels.

Advantage Colors: Available within five weeks. One-carton minimum per component for suspension systems; minimum panel quantity applies. Suspension systems and panels also available in custom colors. Contact your USG sales representative for details.

Note: Suspension systems have color caps only.

	Product	Item No.	Color Options	Size	Page No.
CENTRICITEE DXT		DXT24	Standard and Advantage colors, Bronze 774	9/16"	205
		DXT222	Standard and Advantage colors, Bronze 774	9/16"	205
		DXT424	Standard and Advantage colors, Bronze 774	9/16"	205
	Wall Molding	M9	Standard and Advantage colors	9/16"	205
		MS174	Standard and Advantage colors	9/16"	205
DX/DXL		DX/DXL24	Standard and Advantage colors, Plated Brass and Plated Chrome	15/16"	207
		DX/DXL216	Standard and Advantage colors, Plated Brass and Plated Chrome	15/16"	207
		DX/DXL424	Standard and Advantage colors, Plated Brass and Plated Chrome	15/16"	207
	Wall Molding	M7, M7OL	Standard and Advantage colors	7/8"	207
		M20	Custom colors	2"	207
	MS274	Custom colors	2"	207	
DXLA		DXLA24	Silver Satin and custom colors	15/16"	211
		DXLA26	Custom colors	15/16"	211
		DXLA216	Silver Satin and custom colors	15/16"	211
		DXLA424	Silver Satin and custom colors	15/16"	211
	Wall Molding	M7Z	Silver Satin and custom colors	7/8"	211
DXW		DXW26	Custom colors	1-1/2"	215
		DXW224	Custom colors	1-1/2"	215
		DXW424	Custom colors	1-1/2"	215
	Wall Molding	M7, M7OL	Custom colors	7/8"	215
		M12	Custom colors	1-1/2"	215
		M20	Custom colors	2"	215
FINELINE DXF/DXLF		DXF2924	Silver Satin and custom colors	9/16"	217
		DXF229	Silver Satin and custom colors	9/16"	217
		DXF429N	Silver Satin and custom colors	9/16"	217
	Wall Molding	M7, M7OL	Custom colors	7/8"	217
		M9	Silver Satin	9/16"	217
		MS174	Silver Satin	9/16"	217
FINELINE 1/8 DXFF		DXFF2924	Custom colors	9/16"	219
		DXFF2930	Custom colors	9/16"	219
		DXFF2948	Custom colors	9/16"	219
		DXFH2924	Custom colors	9/16"	219
		DXFF229	Custom colors	9/16"	219
		DXFF429	Custom colors	9/16"	219
		DXFF429N	Custom colors	9/16"	219
		DXFF429S	Custom colors	9/16"	219
	Wall Molding	M9	Custom colors	9/16"	219
		MS174	Custom colors	9/16"	219
ZXLA		ZXLA24	Custom colors and Silver Satin	15/16"	221
		ZXLA26	Custom colors and Silver Satin	15/16"	221
		ZXLA224	Custom colors and Silver Satin	15/16"	221
		ZXLA424	Custom colors and Silver Satin	15/16"	221
	Wall Molding	M7Z	Custom colors and Silver Satin	7/8"	221

Samples shown are representative of color.
 Please request a sample for actual color by calling 888 874.2450.
 Note: CLIMAPLUS Superior Performance and AntiMicrobial Treatment
 for mold/mildew available only with White panels.

	Parchment 103	Manila 246	Beige 142	Straw 143	Sandstone 090	Taupe 107
Standard Colors Ceiling Panels and Suspension Systems						
	Charcoal 534 	Flat Black 205 				
Advantage Colors Ceiling Panels and Suspension Systems	Silvertone 052 	Breeze 2659 	Blue Grey 564 	Azure 2660 	Slate 568 	Spruce 567 
	Tuscany 2663 	Sorbet 2658 	Squash 2661 	Safari 2662 	Redwood 566 	Sienna 565 
	Halo 206 	Quartz 082 	Nectar 546 	Mist 053 		
	Silver Satin 002 	Plated Brass 065 	Plated Chrome 066 	Bronze 774 		
Suspension Systems Only						

System Performance

Load Carrying

Only DOWN suspension systems meet the ASTM C635 standard for load compliance. USG routinely tests DOWN main tees to certify that they perform as stated, further strengthening DOWN suspension systems as the industry leader in products and integrity.

The associated load ratings are:

Light Duty – 5 pounds per lineal foot.

Intermediate Duty – 12 pounds per lineal foot.

Heavy Duty – 16 pounds per lineal foot.

Per ASTM C635, a main tee is supported 48" o.c. and subjected to the load for its duty classification; the tee may not deflect more than 0.133", or L/360, where L equals the unsupported span.

Fire Resistance

Many DOWN systems are designed for use in fire-rated applications, with available fire-notched main tees and heavier-gauge cross tees. USG also offers the industry's only all-fire-rated suspension system, DX/DXL.

This system includes DX24 and DX26 main tees and DX216 and DX424 cross tees, which may be used in both Class A and fire-rated installations. These versatile components help our customers by reducing their inventories, streamlining the planning and ordering processes, and simplifying the product line.

Special Applications

Some applications present exceptional functional requirements or are subject to stringent criteria mandated by third parties such as USDA. USG offers several DOWN systems that provide excellent design flexibility and meet the environmental demands found in some of the most challenging spaces:

Cleanrooms – contamination, humidity, pressure and airborne particles.

Indoor swimming pools – temperature and humidity.

Non-magnetic environments – standard suspension systems can interfere with the performance of MRI and other equipment that used or creates magnetic fields.

Food service areas – USDA Food Safety Inspection Service requirements.

Restrooms and shower areas – temperature, humidity and wet cleaning.

Parking garages and exterior soffits – temperature, humidity and wet cleaning.

Laboratories – corrosive agents.

Materials

All USG suspension systems – except those made from aluminum and stainless steel – feature a body and cap made of hot-dipped galvanized steel. To ensure that the cap remains attractive and rust-free for the long term, manufacturing includes an exclusive four-step coating process that outperforms the competition in paint adhesion and corrosion resistance, as proven by industry-standard salt spray tests conducted by an independent laboratory.

For extreme environments we offer the ZXLA system, with hot-dipped galvanized steel body and painted aluminum cap for additional corrosion and humidity resistance.

Aluminum is offered for wet-cleaned and non-magnetic applications such as food-processing areas, magnetic-free zones and MRI rooms.

Stainless Steel is non-magnetic and resists many corrosive agents, making it an ideal material for use in industrial and laboratory applications.

Suspension System	Hot-Dipped Galvanized Steel	Aluminum	Stainless Steel
AX		●	
CE	●		
CENTRICITEE DXT/DXLT	●		
DX/DXL	●		
DX/DXL Concealed	●		
DXLA	● Body	● Cap	
DXSS			●
DXW	●		
FINELINE DXF/DXLF	●		
FINELINE 1/8 DXFF	●		
ZXLA	● Body	● Cap	
USG Drywall Suspension System	●		

Applications



System meets or exceeds load compliance specifications per ASTM C635

Grid Profile	Load Ratings			Fire Rating	Special Environments								
	Heavy Duty	Intermediate Duty	Light Duty		Cleanrooms	Indoor Pools	Non-Magnetic Environments	Food Service	Restrooms	Shower Areas	Parking Garages	Exterior Soffits	Laboratories
AX													
CE													
CENTRICITEE DXT/DXLT													
DX/DXL													
DX/DXL Concealed													
DXLA													

New DONN Seismic Solutions

Because DONN Heavy Duty and Intermediate Duty main tees use the strongest-gauge steel and the most robust connection clips and splices—producing the tightest systems available with the greatest lateral and torsional stiffness—we can offer systems in both classes that meet IBC seismic design categories D, E, and F, including designs with 7/8-in. wall angle.



Donn AX Suspension System/
Eclipse Panels with *CLIMAPlus* Performance

LEED Credits

Recycled Content: Up to 90%

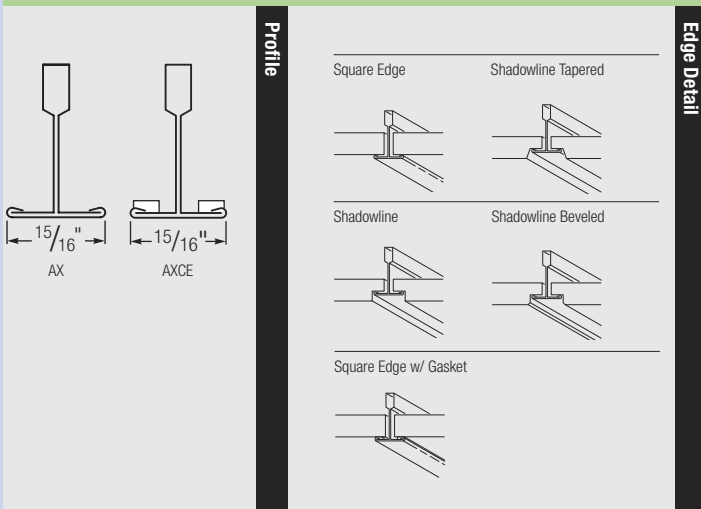
MR			EQ			
Waste Reduction	Recycled Content	Regional Materials	Rapidly Renewable Materials	Low-Emitting Materials	Daylight and Views	Acoustical Performance
●	●	●				

Features and Benefits

- Meets 2010 Guidelines for Health Care Facilities
- Non-corrosive aluminum 15/16" exposed grid system with stainless steel clip, ideal for high-humidity or wet-cleaned areas
- Capable of withstanding cleaning and/or disinfecting chemicals as tested in accordance with ASTM D5402-06
- No crevices between suspension system and tile
- Showed superior performance when tested for severe environmental conditions in accordance with ASTM C635
- Aluminum components can be used in non-magnetic environments and meet USDA/FSIS requirements
- Cross-tee override ends resist twisting and give a professionally finished look
- Patented stainless steel QUICK-RELEASE™ clip

Applications

- Healthcare facilities, restricted and semi-restricted areas
- MRI rooms
- Magnetic-free zones
- High-humidity areas
- Food processing areas



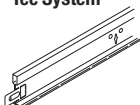
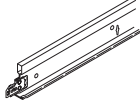



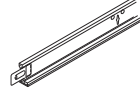
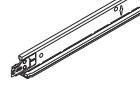



To order samples, go to usg.com

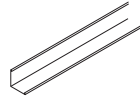
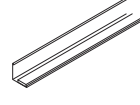


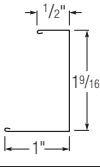



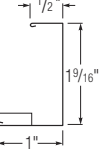



Flat White



System meets or exceeds load compliance specifications per ASTM C635

		ASTM Class	Length	Height	Item No.	Class	Color	Recycled Content	Rated Load ¹		
									3' Hanger Spacing	4' Hanger Spacing	
AX 15/16" Tee System  	Main Tee	Light Duty	12'	1-1/2"	AX26	Class A	Flat White	up to 90% 	12 lbs./LF	6.9 lbs./LF	
	Cross Tee			2'	1-1/2"	AX224	Class A	Flat White	up to 90% 		
				4'	1-1/2"	AX424	Class A	Flat White	up to 90% 		
AXCE 15/16" Tee System  	Main Tee	Light Duty	12'	1-1/2"	AXCE26	Class A	Flat White	up to 90% 	12 lbs./LF	6.9 lbs./LF	
	Cross Tee			2'	1-1/2"	AXCE224	Class A	Flat White	up to 90% 		
				4'	1-1/2"	AXCE424	Class A	Flat White	up to 90% 		

	Wall Angle	Length	Item No.	Color	Recycled Content	Wall Angle	Length	Item No.	Color	Recycled Content
Molding^{2,3}  		12'	M7A	Flat White	up to 65% 		10'	UA25	Flat White	up to 65% 
		12'	M7ACE	Flat White	up to 65% 		10'	UA25CE	Flat White	Up to 65% 

 **High Recycled Content**

Classified as containing greater than 50% total recycled content. Total recycled content is based on product composition of post-consumer and pre-consumer (post-industrial) recycled content per FTC guidelines.

Physical Data/ Footnotes

Product literature & samples
Data sheet: AC3041.
Sample: 272638.

Product Information
See usg.com for the most up-to-date product information.

Material
Double web aluminum tee with aluminum cap and stainless steel Quick-Release clip.

Recycled content
For details, see the LEED report generator at usgdesignstudio.com

Installation
Must be installed in compliance with ASTM C636, CISCA, and standard industry practices.

Limitations
Severe Environmental Requirements: For exposed grids in non-fire-rated, extreme-humidity applications, this system is acceptable.

The City of New York BSA and MEA Report Compliance
Down suspension systems have been approved by listing in one or more of the following City of New York Board of Standards and Appeals, and Department of Building, Material and Equipment Acceptance reports: BSA 618-60-SM, BSA 184-77-SM, BSA 796-81-SM, MEA 366-93-M, MEA 133-95-M, MEA 312-99-M, MEA 123-00-M.

ASTM C635 Standard for Load Compliance
This system meets or exceeds load compliance specifications per ASTM C635. Main tees will not deflect more than 1/8" over a 48" span (or L/360) in Light Duty, Intermediate Duty or Heavy Duty categories.

Seismic and heavy duty applications
See SC2499

Health care facilities
– No crevice created between suspension system and tile, meets or exceeds requirements for restricted and semi-restricted areas.
– Capable of withstanding cleaning and/or disinfecting chemicals as tested in accordance with ASTM D5402-06.
– MRI rooms.

Footnotes
1. Load test data shows uniform load in lbs./LF based on simple span tests in accordance with ASTM C635 deflection limit on L/360.
2. For more information on moldings, see Perimeter Interface selector.
3. Panels must be specified to be field-cut to size and field-revealed to provide as wide a lay-on edge as possible.



Donn CE Suspension System/
Clean Room Panels with *CLIMAPLUS* Performance—Class 100

LEED Credits

Recycled Content: Up to 60%

MR				EQ		
Waste Reduction	Recycled Content	Regional Materials	Rapidly Renewable Materials	Low-Emitting Materials	Daylight and Views	Acoustical Performance
●	●	●				

Features and Benefits

- Grid system with factory-applied closed-cell foam gaskets for controlled-environment rooms
- G30 hot-dipped galvanized body provides unequalled corrosion protection
- Meets or exceeds all national code requirements, including seismic
- Supports cleanroom HEPA filters and lights.
- ICC-ES evaluated approach to seismic design installations (ICC-ESR-1222)
- Meets 2010 Guidelines for Health Care Facilities
- No crevices between suspension system and tile
- Capable of withstanding cleaning and/or disinfecting chemicals as tested in accordance with ASTM D402-93

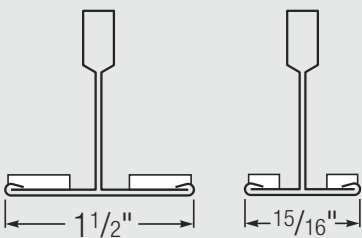
Applications

- Controlled environments
- Hospitals
- Food processing areas
- Certified to meet US Federal Standard 209E Class 100 (ISO 14644 Level 5)
- Health care facilities, restricted and semi-restricted areas

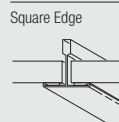
To order samples, go to usg.com



Flat White



Profile



Edge Detail



System meets or exceeds load compliance specifications per ASTM C635

	ASTM Class	Length	Height	Item No.	Class	Color	Seismic Zones		Seismic Solutions	Rated Load ^{1,2,3}		
							UBC	IBC	Categories D, E, F Alternate Method	4' Hanger Spacing	5' Hanger Spacing	6' Hanger Spacing
1-1/2" Tee System												
Main Tee	Heavy Duty	12'	1-1/2"	DXWCE26 (up to 60% recycled content) HRC	Class A	Flat White	0-4	A-F	7/8" Molding ACM7 Clip	16 lbs./LF	7.3 lbs./LF	4.9 lbs./LF
Cross Tee 1-1/2"		2'	1-1/2"	DXWCE224	Class A	Flat White	0-4	A-F	7/8" Molding ACM7 Clip	65 lbs./LF		
		4'	1-1/2"	DXWCE424	Class A	Flat White	0-4	A-F	7/8" Molding ACM7 Clip	13 lbs./LF		
15/16" Tee System												
Main Tee	Intermediate Duty	12'	1.64"	DXCE24	Class A	Flat White	0-4	A-F	7/8" Molding ACM7 Clip	12 lbs./LF	6.1 lbs./LF	3.6 lbs./LF
	Heavy Duty	12'	1.64"	DXCE26	Class A	Flat White	0-4	A-F		16 lbs./LF	7.3 lbs./LF	4.9 lbs./LF
Cross Tee		2'	1-1/2"	DXCE224	Class A	Flat White	0-4	A-F	7/8" Molding ACM7 Clip			
		4'	1-1/2"	DXCE424	Class A	Flat White	0-4	A-F	7/8" Molding ACM7 Clip			

New Down Seismic Solutions

- ICC-ESR-1222
- Meets or exceeds all national code requirements with 7/8" wall molding.
- Fulfills requirements for IBC seismic design categories A-F.

- Certified with maximum sq. ft. weights, representing complete ceiling systems.

Wall Angle	Length	Item No.	Color	
Molding^{4,5}	12'	M7CE (up to 65% recycled content) HRC	Flat White	
	10'	US28CE	Flat White	HRC High Recycled Content Classified as containing greater than 50% total recycled content. Total recycled content is based on product composition of post-consumer and pre-consumer (post-industrial) recycled content per FTC guidelines.

Physical Data/ Footnotes

Product literature & samples
Data sheet: AC3129.
Sample: 207901.

Material
Double-web G30 hot-dipped galvanized steel body and G30 hot-dipped galvanized steel cap.

Recycled content
Up to 60%, for details, see the LEED report generator at usgdesignstudio.com.

Installation
Must be installed in compliance with ASTM C636, ASTM E580, CISCA and standard industry practices.

Limitations
Severe Environmental Requirements: For exposed grids in non-fire-rated,

high-humidity applications, use aluminum or ZXL™ suspension systems. For exterior applications, suspension should be reviewed by a structural engineer.
Not recommended with metal panels. If metal panels are used, a gasket may be applied to the CE suspension system through special order.

ICC Evaluation Service, Inc., Report Compliance
Suspension systems manufactured by USG Interiors, Inc., have been reviewed and are approved by listing in ICC-ESR-1222. Evaluation Reports are subject to reexamination, revision and possible cancellation. Please refer to usgdesignstudio.com or 800 USG.4YOU for current reports.

L.A. Research Report Compliance
Down brand suspension systems manufactured by USG Interiors, Inc., have been reviewed and are approved by listing in one or more of the following L.A. Research Report numbers: 22179, 23451, 24095, 25764.

The City of New York BSA and MEA Report Compliance
Down suspension systems have been approved by listing in one or more of the following City of New York Board of Standards and Appeals, and Department of Building, Material and Equipment Acceptance reports: BSA 618-60-SM, BSA 184-77-SM, BSA 796-81-SM, MEA 366-93-M, MEA 133-95-M, MEA 312-99-M, MEA 123-00-M.

ASTM C635 Standard for Load Compliance
This system meets or exceeds load compliance specifications per ASTM C635. Main tees will not deflect more than 1/8" over a 48" span (or L/360) in Light Duty, Intermediate Duty or Heavy Duty categories.

Health Care Facilities
- No crevice created between suspension system and tile, meets or exceeds requirements for restricted and semi-restricted areas.
- Capable of withstanding cleaning and/or disinfecting chemicals as tested in accordance with ASTM D402-93.

Testing
Particulate Test and Ceiling Integrity Tests per Federal Standard 209(e) are available from Technical Service.

Footnotes
1. Load test data shows uniform load in lbs./LF based on simple span tests in accordance with ASTM C635 deflection limit on L/360.
2. Do not use standard lay-in light fixtures with this system.
3. HEPA filters must be supported at all four corners of grid module.
4. For more information on moldings, see Perimeter Interface selector.
5. Panels must be field-cut to size at the perimeter.

Centricitee™ DXT/DXLT



10

Year Availability

HRC

High Recycled Content



Donn Centricitee DXT Suspension System/
Eclipse Panels with CLIMAPLUS Performance

LEED Credits

Recycled Content: Up to 65%

MR			EQ			
Waste Reduction	Recycled Content	Regional Materials	Rapidly Renewable Materials	Low-Emitting Materials	Daylight and Views	Acoustical Performance
●	●	●				

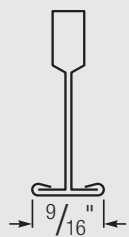
Features and Benefits

- 9/16" exposed grid offers clean aesthetic
- Patented panel-centering device allows use of standard square edge panels
- Cross-tees override ends resist twisting and ensure a finished look
- Meets or exceeds all national code requirements, including seismic and fire-rated assemblies up to 2 hours. Design flexibility helps meet life safety codes
- Patented QUICK-RELEASE™ cross tees
- Optional integrated air diffuser
- Custom colors available
- High recycled content (HRC) available

- ICC-ES evaluated approach to seismic design installations (ICC-ESR-1222).

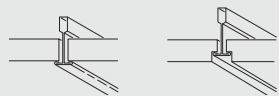
Applications

- Interior general-use areas.
- Fire-rated interior general-use areas.

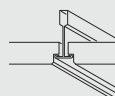


Profile

Square Edge Shadowline Tapered



Shadowline



Edge Detail

To order samples, go to usg.com

Standard Colors



White



Parchment 103



Manila 246



Beige 142



Straw 143



Sandstone 090



Taupe 107



Charcoal 534



Flat Black 205



Silver Satin 002

Advantage Colors



Silverstone 052



Breeze 2659



Blue Grey 564



Azure 2660



Slate 568



Spruce 567



Tuscany 2663



Sorbet 2658



Squash 2661



Safari 2662



Redwood 566



Sienna 565



Halo 206



Mist 053



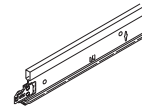
Nectar 546



Quartz 082



System meets or exceeds load compliance specifications per ASTM C635



HRC High Recycled Content

Classified as containing greater than 50% total recycled content. Total recycled content is based on product composition of post-consumer and pre-consumer (post-industrial) recycled content per FTC guidelines.

ASTM Class	Length	Height	Item No. ²	Class	Color ^{3,4}	Post Consumer RC	Total RC	Seismic Zones ²		Seismic Solutions		Rated Load ¹																																																																																													
								UBC	IBC	Categories D, E, F Alternate Method	4' Hanger Spacing	5' Hanger Spacing																																																																																													
Intermediate Duty	10'	1-1/2"	DXT24-10	Class A	Flat White	up to 40%	up to 47%	0-4	A-F	7/8" Molding ACM7 Clip	12 lbs./LF	6.6 lbs./LF																																																																																													
			DXT24	Class A	Flat White Standard Advantage	up to 40%	up to 47%	0-4	A-F	7/8" Molding ACM7 Clip	12 lbs./LF	6.6 lbs./LF																																																																																													
	DXT24 HRC			57% HRC	65% HRC																																																																																																				
	DXL24	Class A	Flat White	up to 40%	up to 47%	0-4	A-F	7/8" Molding ACM7 Clip																																																																																																	
Heavy Duty	12'	1-1/2"	DXT26	Class A	Flat White	up to 40%	up to 47%	0-4	A-F	7/8" Molding ACM7 Clip	16 lbs./LF	7.3 lbs./LF																																																																																													
			<table border="1"> <thead> <tr> <th rowspan="2">ASTM Class</th> <th rowspan="2">Length</th> <th rowspan="2">Height</th> <th rowspan="2">Item No. ²</th> <th rowspan="2">Class</th> <th rowspan="2">Color ^{3,4}</th> <th rowspan="2">Post Consumer RC</th> <th rowspan="2">Total RC</th> <th colspan="2">Seismic Zones²</th> <th colspan="2">Seismic Solutions</th> <th colspan="2">Rated Load¹</th> </tr> <tr> <th>UBC</th> <th>IBC</th> <th>Categories D, E, F Alternate Method</th> <th>4' Hanger Spacing</th> <th>5' Hanger Spacing</th> </tr> </thead> <tbody> <tr> <td rowspan="6">Intermediate Duty</td> <td rowspan="3">2'</td> <td rowspan="3">1-1/2"</td> <td>DXT222</td> <td>Class A</td> <td>Flat White Standard Advantage</td> <td>up to 26%</td> <td>up to 33%</td> <td>0-4</td> <td>A-F</td> <td>7/8" Molding ACM7 Clip</td> <td></td> <td></td> </tr> <tr> <td>DXT222 HRC</td> <td></td> <td></td> <td>57% HRC</td> <td>65% HRC</td> <td></td> <td></td> <td></td> <td></td> <td></td> </tr> <tr> <td>DXL222</td> <td>Class A</td> <td>Flat White</td> <td>up to 26%</td> <td>up to 33%</td> <td>0-4</td> <td>A-F</td> <td>7/8" Molding ACM7 Clip</td> <td></td> <td></td> </tr> <tr> <td rowspan="3">4'</td> <td rowspan="3">1-1/2"</td> <td>DXT422</td> <td>Class A</td> <td>Flat White</td> <td>up to 26%</td> <td>up to 33%</td> <td>0-4</td> <td>A-F</td> <td>7/8" Molding ACM7 Clip</td> <td></td> <td></td> </tr> <tr> <td>DXT424</td> <td>Class A</td> <td>Flat White Standard Advantage</td> <td>40%</td> <td>47%</td> <td>0-4</td> <td>A-F</td> <td>7/8" Molding ACM7 Clip</td> <td></td> <td></td> </tr> <tr> <td>DXT424 HRC</td> <td></td> <td></td> <td>57% HRC</td> <td>65% HRC</td> <td></td> <td></td> <td></td> <td></td> <td></td> </tr> <tr> <td>DXL424</td> <td>Class A</td> <td>Flat White</td> <td>up to 40%</td> <td>up to 47%</td> <td>0-4</td> <td>A-F</td> <td>7/8" Molding ACM7 Clip</td> <td></td> <td></td> </tr> </tbody> </table>												ASTM Class	Length	Height	Item No. ²	Class	Color ^{3,4}	Post Consumer RC	Total RC	Seismic Zones ²		Seismic Solutions		Rated Load ¹		UBC	IBC	Categories D, E, F Alternate Method	4' Hanger Spacing	5' Hanger Spacing	Intermediate Duty	2'	1-1/2"	DXT222	Class A	Flat White Standard Advantage	up to 26%	up to 33%	0-4	A-F	7/8" Molding ACM7 Clip			DXT222 HRC			57% HRC	65% HRC						DXL222	Class A	Flat White	up to 26%	up to 33%	0-4	A-F	7/8" Molding ACM7 Clip			4'	1-1/2"	DXT422	Class A	Flat White	up to 26%	up to 33%	0-4	A-F	7/8" Molding ACM7 Clip			DXT424	Class A	Flat White Standard Advantage	40%	47%	0-4	A-F	7/8" Molding ACM7 Clip			DXT424 HRC			57% HRC	65% HRC						DXL424	Class A	Flat White	up to 40%	up to 47%	0-4	A-F
ASTM Class	Length	Height	Item No. ²	Class	Color ^{3,4}	Post Consumer RC	Total RC	Seismic Zones ²		Seismic Solutions		Rated Load ¹																																																																																													
								UBC	IBC	Categories D, E, F Alternate Method	4' Hanger Spacing	5' Hanger Spacing																																																																																													
Intermediate Duty	2'	1-1/2"	DXT222	Class A	Flat White Standard Advantage	up to 26%	up to 33%	0-4	A-F	7/8" Molding ACM7 Clip																																																																																															
			DXT222 HRC			57% HRC	65% HRC																																																																																																		
			DXL222	Class A	Flat White	up to 26%	up to 33%	0-4	A-F	7/8" Molding ACM7 Clip																																																																																															
	4'	1-1/2"	DXT422	Class A	Flat White	up to 26%	up to 33%	0-4	A-F	7/8" Molding ACM7 Clip																																																																																															
			DXT424	Class A	Flat White Standard Advantage	40%	47%	0-4	A-F	7/8" Molding ACM7 Clip																																																																																															
			DXT424 HRC			57% HRC	65% HRC																																																																																																		
DXL424	Class A	Flat White	up to 40%	up to 47%	0-4	A-F	7/8" Molding ACM7 Clip																																																																																																		

New Down Seismic Solutions

- ICC-ESR-1222
- Meets or exceeds all national code requirements with 7/8" wall molding.
- Fulfills requirements for IBC seismic design categories A-F.

- Certified with maximum sq. ft. weights, representing complete ceiling systems.

Wall Angle	Length	Item No.	Color	Post Consumer RC	Total RC	Wall Angle	Length	Item No.	Color
Molding ^{5,6}	12'	M9	Flat White Standard Advantage	up to 65% HRC		Shadowline	10'	MS274	Flat White
		M9 HRC	Flat White Standard Advantage	57% HRC	65% HRC				
	12'	MS174	Flat White Standard Advantage					2" shelf for seismic (up to 65% recycled content) HRC	

Physical Data/ Footnotes

Product literature & samples

Data sheet: AC3040.
Sample: 206564

Material

Double-web G30 hot-dipped galvanized steel body and G30 hot-dipped galvanized steel cap finished with four-step protective coating.

Recycled content

For details, see the LEED report generator at usgdesignstudio.com

Installation

Must be installed in compliance with ASTM C636, ASTM E580 CISCA, and standard industry practices.

Limitations

Severe Environmental Requirements: For exposed grids in non-fire-rated, extreme-humidity applications, use all-aluminum AX™ or ZXLA™ suspension systems. For exterior applications, suspension should be reviewed by a structural engineer.

ICC Evaluation Service, Inc., Report Compliance

Suspension systems manufactured by USG Interiors, Inc., have been reviewed and are approved by listing in ICC-ESR-1222. Evaluation Reports are subject to reexamination, revision and possible cancellation. Please refer to usgdesignstudio.com or 800 USG.4YOU for current reports.

L.A. Research Report Compliance

DONN brand suspension systems manufactured by USG Interiors, Inc., have been reviewed and are approved by listing in one or more of the following L.A. Research Report numbers: 22179, 23451, 24095, 25764.

The City of New York BSA and MEA Report Compliance

DONN suspension systems have been approved by listing in one or more of the following City of New York Board of Standards and Appeals, and Department of Building, Material and Equipment Acceptance reports: BSA 618-60-SM, BSA 184-77-SM, BSA 796-81-SM, MEA 366-93-M, MEA 133-95-M, MEA 312-99-M, MEA 123-00-M.

ASTM C635 Standard for Load Compliance

This system meets or exceeds load compliance specifications per ASTM C635. Main tees will not deflect more than 1/8" over a 48" span (or L/360) in Light Duty, Intermediate Duty or Heavy Duty categories.

Air diffusers
Request AC272.

Footnotes

1. Load test data shows uniform load in lbs./LF based on simple span tests in accordance with ASTM C635 deflection limit on L/360.
2. Metric available - contact customer service
3. Color options are for Class A imperial products.

4. Custom color available.
5. For more information on moldings, see the Perimeter Interface selector.
6. Panels must be specified to be field-cut to size and field-revealed to provide as wide a lay-on edge as possible.



Donn DX/DXL Suspension System/
Eclipse Panels with CLIMAPLUS Performance

LEED Credits

Recycled Content: Up to 65%

Waste Reduction	Recycled Content	Regional Materials	Rapidly Renewable Materials	Low-Emitting Materials	Daylight and Views	Acoustical Performance
●	●	●				

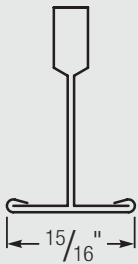
Features and Benefits

- 15/16" exposed tee system. Components for use in general and fire-rated applications
- Maximum economy and design simplicity
- DXL system features more than 80 UL designs (up to 3 hours)
- Cross-tee override ends resist twisting and give a professionally finished look
- Meets or exceeds all national code requirements, including seismic
- Patented QUICK-RELEASE™ cross tees
- High recycled content (HRC) available

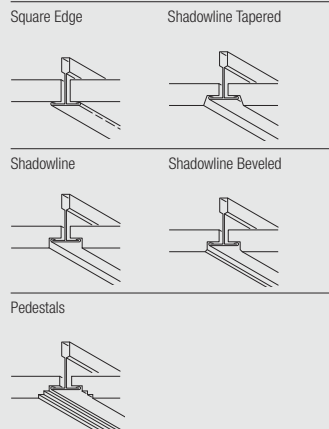
- Custom color available.
- ICC-ES evaluated approach to seismic design installations (ICC-ESR-1222).

Applications

- Fire-rated, interior general use areas




Profile




Edge Detail

To order samples, go to usg.com

Standard Colors*



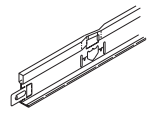
Advantage Colors*





System meets or exceeds load compliance specifications per ASTM C635

15/16" Tee System Main Tee



ASTM Class	Length	Height	Item No.	Class	Color	Post Consumer RC	Total RC	Seismic Zones ¹		Seismic Solutions		Rated Load ²		
								UBC	IBC	Categories D, E, F Alternate Method	4' Hanger Spacing	5' Hanger Spacing	6' Hanger Spacing ⁸	
Intermediate Duty	12'	1.64"	DX/ ^{3,4,7,12} DXL24	Class A	Flat White Standard Advantage	up to 39%	up to 47%	0-4	A-F	7/8" Molding ACM7 Clip	12 lbs./LF	6.1 lbs./LF	3.6 lbs./LF	
			DX/ ^{3,4,12} DXL24 HRC			57% HRC	65% HRC							
	Heavy Duty	12'	1-1/2"	DX/ ^{3,4,7,12} DXL26	Class A	Flat White Standard Advantage	up to 39%	up to 47%	0-4	A-F	7/8" Molding ACM7 Clip	16 lbs./LF	7.3 lbs./LF	4.9 lbs./LF
				DX/ ^{3,4,12} DXL26 HRC			57% HRC	65% HRC						
Cross Tee 1"	2'	1"	DX/ ^{3,4,7,12} DXL216	Class A	Flat White Standard Advantage	up to 25%	up to 33%	0-4	A-F	7/8" Molding ACM7 Clip	12 lbs./LF	6.1 lbs./LF	3.6 lbs./LF	
			DX/ ^{3,4,12} DXL216 HRC			57% HRC	65% HRC							
Cross Tee 1-1/2"	4'	1-1/2"	DX/ ^{3,4,7,12} DXL424	Class A	Flat White Standard Advantage	up to 20%	up to 47%	0-4	A-F	7/8" Molding ACM7 Clip	12 lbs./LF	6.1 lbs./LF	3.6 lbs./LF	
			DX/ ^{3,4,12} DXL424 HRC			57% HRC	65% HRC							
	5'	1-1/2"	DX/ ^{3,4,7,12} DXL524	Class A	Flat White Standard Advantage	up to 39%	up to 46%	0-4	A-F	7/8" Molding ACM7 Clip	12 lbs./LF	6.1 lbs./LF	3.6 lbs./LF	
			DX/ ^{3,4,7,12} DXL524 HRC			57% HRC	65% HRC							

HRC High Recycled Content

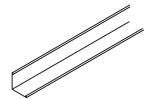
Classified as containing greater than 50% total recycled content. Total recycled content is based on product composition of post-consumer and pre-consumer (post-industrial) recycled content per FTC guidelines.

New Down Seismic Solutions

- ICC-ESR-1222.
- Meets or exceeds all national code requirements with 7/8" wall molding.
- Fulfills requirements for IBC seismic design categories A-F.

- Certified with maximum sq. ft. weights, representing complete ceiling systems.

Molding¹⁰



Wall Angle	Length	Item No.	Color	Wall Angle	Length	Item No.	Color	Post Consumer RC	Total RC
Shadowline ¹¹	10'	M20SM-2 (up to 65% recycled content) HRC	Flat White Custom	7/8"	12'	M7 ⁸	Flat White Standard Advantage	up to 65% HRC	
		M7 HRC ⁹				57% HRC		65% HRC	
Shadowline ¹¹	10'	MS274 ⁵ 2" shelf for seismic (Up to 65% recycled content) HRC	Flat White Custom	1"	10'	M20 ⁵	Flat White Custom	up to 65% HRC	
						M20HD Heavy Duty		up to 58% HRC	
						M20SM Seismic		up to 65% HRC	

Physical Data/ Footnotes

Product literature & samples

Data sheet: AC3167. Sample flat white - seismic: 271370. Sample flat white: 215673. Sample main tee: 206563. Sample flat black: 205100.

Material

Double-web G30 hot-dipped galvanized steel body and G30 hot-dipped galvanized steel cap.

Recycled content

For details, see LEED report generator at usgdesignstudio.com.

Installation

Must be installed in compliance with ASTM C636, ASTM E580, CISCA or standard industry practices, within all applicable code requirements. See UL Fire Resistance Directory for rated assembly details.

Limitations

Severe Environmental Requirements: Panels in exposed grids in non-fire-rated, high-humidity applications: use all-aluminum AX™ or ZXL™ painted HDG suspension systems with aluminum cap. Panels in exposed grids in fire-rated, high-humidity applications: use ZXL suspension systems. For all exterior applications, suspension should be reviewed by a structural engineer.

ICC Evaluation Service, Inc., Report Compliance

Suspension systems manufactured by USG Interiors, Inc., have been reviewed and are approved by listing in ICC-ESR-1222. Evaluation Reports are subject to reexamination, revision and possible cancellation. Please refer to USGDesignStudio.com or 800 USG.4YOU for current reports.

L.A. Research Report Compliance

Down brand suspension systems manufactured by USG Interiors, Inc., have been reviewed and are approved by listing in one or more of the following L.A. Research Report numbers: 22179, 23451, 24095, 25764.

The City of New York BSA and MEA Report Compliance

Down suspension systems have been approved by listing in one or more of the following City of New York Board of Standards and Appeals, and Department of Building, Material and Equipment Acceptance reports: BSA 618-60-SM, BSA 184-77-SM, BSA 796-81-SM, MEA 366-93-M, MEA 133-95-M, MEA 312-99-M, MEA 123-00-M.

ASTM C635 Standard for Load Compliance

System meets or exceeds load compliance specifications per ASTM C635. Main tees will not deflect more than 1/8" over 48" span (or L/360) in Light Duty, Intermediate Duty or Heavy Duty categories.

Footnotes

- All DX/DXL main-tee and cross-tee connections meet IBC requirements for tension and compression strength.
- Load test data shows uniform load in lbs./LF based on simple span tests in accordance with ASTM C635 deflection limit of L/360.
- UL fire-rated listing, labeling and follow-up applies only to fire-rated components.

- Color program for imperial only. Consult Customer Service for custom color and metric-tee colors.
- Non-fire-rated only.
- Cross-tee hole punch spacings also available for 20" and 30" modules.
- Available in metric.
- DX cross tees available in additional sizes and lengths.
- Non-fire-rated applications may mix DX and DXL parts.
- For moldings information, see Perimeter Interface selector.
- Panels must be specified to be field-cut, field-revealed and to provide widest possible lay-on edge.
- For DXL channel moldings are also acceptable in some designs. Check UL Fire Resistance Directory for molding options.
- Brass and chrome available on limited items.

DX®/DXL™ Concealed



DOWN DX/DXL Concealed Suspension/
RADAR Panels

LEED Credits

Recycled Content: up to 48%

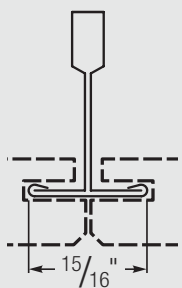
MR			EQ			
Waste Reduction	Recycled Content	Regional Materials	Rapidly Renewable Materials	Low-Emitting Materials	Daylight and Views	Acoustical Performance
●	●	●				

Features and Benefits

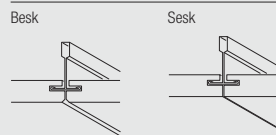
- Supporting grid is completely concealed, providing a monolithic, uninterrupted ceiling plane with up to 50% access to the plenum.
- Meets or exceeds all national code requirements, including seismic and fire-rated assemblies up to 3 hours. Design flexibility helps meet life safety codes.
- G30 hot-dipped galvanized steel body inhibits red rust.
- UL fire rated assemblies available.
- ICC-ES evaluated approach to seismic design installations (ICC-ESR-1222).

Applications

- Interior general-use areas
- Fire-rated, interior general-use areas
- Retail stores



Profile



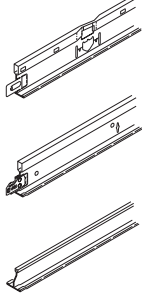
Edge Detail





System meets or exceeds load compliance specifications per ASTM C635

15/16" Tee System



ASTM Class	Length	Height	Item No. ²	Class	Color	Seismic Zones		Seismic Solutions	Rated Load ¹			
						UBC	IBC	Categories D, E, F Alternate Method	4' Hanger Spacing	5' Hanger Spacing	6' Hanger Spacing	
Intermediate Duty	12'	1.64"	DX/DXL24	Class A	Flat White	0-4	A-F	7/8" Molding ACM7 Clip	12 lbs./LF	6.1 lbs./LF	3.6 lbs./LF	
	Heavy Duty	12'	1-1/2"									DX/DXL26
	4'	1-1/2"	DX/DXL424									
	4'	1"	DT416	Class A				7/8" Molding ACM7 Clip				
			DE416	Class A				7/8" Molding ACM7 Clip				

New DONN Seismic Solutions

- ICC-ESR-1222.
- Meets or exceeds all national code requirements with 7/8" wall molding.
- Fulfills requirements for IBC seismic design categories A-F.

- Certified with maximum sq. ft. weights, representing complete ceiling systems.

Wall Angle	Length	Item No.	Color
<p>Molding³</p>	10'	US28	Flat White

Physical Data/ Footnotes

Product literature & Samples
Data sheet: AC3035. Sample: 203537.

Material
Fire-rated, G30 double-web hot-dipped galvanized steel body and G30 hot-dipped galvanized steel cap finished with four-step protective coating.

Recycled content
For details, see the LEED report generator at www.usgdesignstudio.com.

Installation
Must be installed in compliance with ASTM C636, ASTM E580, CISCA and standard industry practices.

Limitations
Severe Environmental Requirements: For exposed grids in non-fire-rated, high-humidity applications, use all-aluminum AX™ or ZLA™ painted HDG with aluminum cap suspension systems. For exterior applications, suspension should be reviewed by a structural engineer.

ICC Evaluation Service, Inc., Report Compliance
Suspension systems manufactured by USG Interiors, Inc., have been reviewed and are approved by listing in ICC-ESR-1222. Evaluation Reports are subject to reexamination, revision and possible cancellation. Please refer to usgdesignstudio.com or 800.USG.4YOU for current reports.

L.A. Research Report Compliance
Down brand suspension systems manufactured by USG Interiors, Inc., have been reviewed and are approved by listing in one or more of the following L.A. Research Report numbers: 22179, 23451, 24095, 25764.

The City of New York BSA and MEA Report Compliance
Down suspension systems have been approved by listing in one or more of the following City of New York Board of Standards and Appeals, and Department of Building, Material and Equipment Acceptance reports:

BSA 618-60-SM, BSA 184-77-SM, BSA 796-81-SM, MEA 366-93-M, MEA 133-95-M, MEA 312-99-M, MEA 123-00-M.

ASTM C635 Standard for Load Compliance

This system meets or exceeds load compliance specifications per ASTM C635. Main tees will not deflect more than 1/8" over a 48" span (or (L/360) in Light Duty, Intermediate Duty or Heavy Duty categories.

Footnotes

1. Load test data shows uniform load in lbs./LF based on simple span tests in accordance with ASTM C635 deflection limit on L/360.
2. Some products are available in metric. Call Customer Service for details.
3. For more information on moldings and complete section detail, see the Perimeter Interface selector.



Donn DXLA Suspension System/
ECLIPSE FIRECODE Formulation Panels with CLIMAPLUS Performance

LEED Credits

Recycled Content: Up to 51%

MR			EQ			
Waste Reduction	Recycled Content	Regional Materials	Rapidly Renewable Materials	Low-Emitting Materials	Daylight and Views	Acoustical Performance
●	●	●				

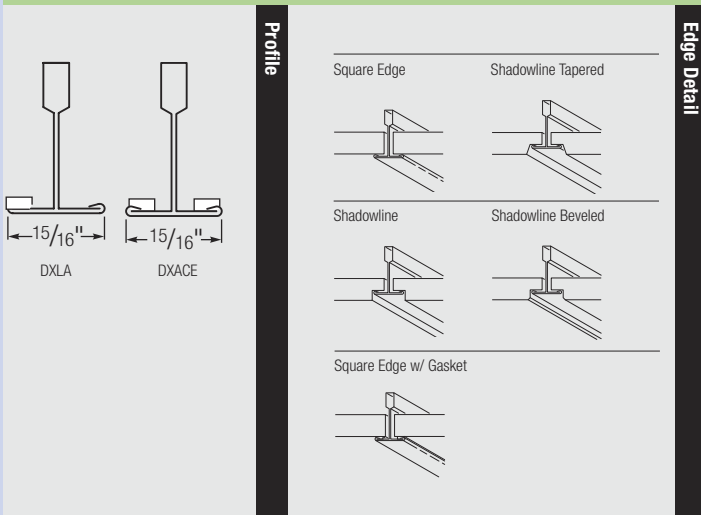
Features and Benefits

- Meets 2010 Guidelines for Health Care Facilities
- 15/16" exposed, fire-rated, system with aluminum cap
- Capable of withstanding cleaning and/or disinfecting chemicals as tested in accordance with ASTM D5402-06
- No crevices between suspension system and tile
- Maximum economy and design simplicity with UL designs (up to 2 hours)⁸
- Showed superior performance when tested for severe environmental conditions in accordance with ASTM C635
- Suitable for use in food processing areas and meets USDA/FSIS requirements
- Cross-tee override ends resist twisting and give a professionally finished look
- Patented QUICK-RELEASE™ cross tees

- ICC-ES evaluated approach to seismic design installations (ICC-ESR-1222)
- Custom color available

Applications

- Healthcare facilities, restricted and semi-restricted areas
- Fire-rated⁸
- Food processing areas



To order samples, go to usg.com



Flat White

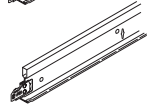
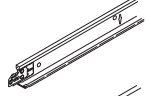
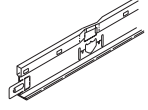


Silver Satin 002

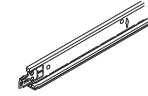
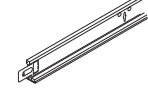


System meets or exceeds load compliance specifications per ASTM C635

DXLA 15/16" Tee System



DXACE 15/16" Tee System



	ASTM Class	Length	Height	Item No. ³	Class	Color ³	Seismic Zones		Seismic Solutions		Rated Load ²	
							UBC	IBC	Categories D, E, F Alternate Method	4' Hanger Spacing	5' Hanger Spacing	
Main Tee	Intermediate Duty	12'	1.64"	DXLA24¹ (up to 61% recycled cont.) 		Flat White Silver Satin	0-4	A-F	7/8" Molding ACM7 Clip	12 lbs./LF	6.1 lbs./LF	
	Heavy Duty	12'	1-1/2"	DXLA26¹ (up to 51% recycled cont.) 		Flat White	0-4	A-F	7/8" Molding ACM7 Clip	16 lbs./LF	7.3 lbs./LF	
Cross Tee 1"		2'	1"	DXLA216¹		Flat White Silver Satin	0-4	A-F	7/8" Molding ACM7 Clip			
Cross Tee 1-1/2"		4'	1-1/2"	DXLA424¹ (up to 51% recycled cont.) 		Flat White Silver Satin	0-4	A-F	7/8" Molding ACM7 Clip			
Main Tee	Heavy Duty	12'	1-1/2"	DXACE26⁷ (up to 51% recycled cont.) 	Class A	Flat White ⁷	0-4	A-F	7/8" Molding ACM7 Clip	16 lbs./LF	7.3 lbs./LF	
	Cross Tee 1-1/2"	2'	1-1/2"	DXACE224⁷ (up to 51% recycled cont.) 	Class A	Flat White ⁷	0-4	A-F	7/8" Molding ACM7 Clip			
		4'	1-1/2"	DXACE424⁷ (up to 51% recycled cont.) 	Class A	Flat White ⁷	0-4	A-F	7/8" Molding ACM7 Clip			

- New Down Seismic Solutions**
- ICC-ESR-1222.
 - Meets or exceeds all national code requirements with 7/8" wall molding.
 - Fulfills requirements for IBC seismic design categories A-F.
 - Certified with maximum sq. ft. weights, representing complete ceiling systems.

Wall Angle	Length	Item No.	Color	Wall Angle	Length	Item No.	Color ⁶
Molding^{5,6} 	10'	MC11A25 (up to 52% recycled cont.) 	Flat White		12'	M7Z (up to 65% recycled cont.) 	Flat White Silver Satin
Non-Rated 	12'	M7A (up to 90% recycled cont.) 	Flat White		12'	M7ACE (up to 65% recycled cont.) 	Flat White

High Recycled Content
Classified as containing greater than 50% total recycled content. Total recycled content is based on product composition of post-consumer and pre-consumer (post-industrial) recycled content per FTC guidelines.

**Physical Data/
Footnotes**

Product literature & samples
Data sheet: AC3036.
Sample: 215675.

Material
Fire-rated, G30 double-web, hot-dipped galvanized steel body and aluminum cap.

Recycled content
For details, see the LEED report generator at usgdesignstudio.com.

Installation
Must be installed in compliance with ASTM C636, ASTM E580, CISCA and standard industry practices.

Limitations
Severe Environmental Requirements: For panels in exposed grids in fire-rated and/or high-humidity applications, use ZXLA™ suspension systems.

For exterior applications, suspension should be reviewed by a structural engineer.

ICC Evaluation Service, Inc., Report Compliance
Suspension systems manufactured by USG Interiors, Inc., have been reviewed and are approved by listing in ICC-ESR-1222. Evaluation Reports are subject to reexamination, revision and possible cancellation. Please refer to usgdesignstudio.com or 800 USG.4YOU for current reports.

L.A. Research Report Compliance
Down brand suspension systems manufactured by USG Interiors, Inc., have been reviewed and are approved by listing in one or more of the following L.A. Research Report numbers: 22179, 23451, 24095, 25764.

The City of New York BSA and MEA Report Compliance

Down suspension systems have been approved by listing in one or more of the following City of New York Board of Standards and Appeals, and Department of Building, Material and Equipment Acceptance reports: BSA 618-60-SM, BSA 184-77-SM, BSA 796-81-SM, MEA 366-93-M, MEA 133-95-M, MEA 312-99-M, MEA 123-00-M.

ASTM C635 Standard for Load Compliance
This system meets or exceeds load compliance specifications per ASTM C635. Main tees will not deflect more than 1/8" over a 48" span (or L/360) in Light Duty, Intermediate Duty or Heavy Duty categories.

Health care facilities

- No crevice created between suspension system and tile, meets or exceeds requirements for restricted and semi-restricted areas.
- Capable of withstanding cleaning and/or disinfecting chemicals as tested in accordance with ASTM D5402-06.

Footnotes

1. Hanger wire spacing and locations must be per the UL design.
2. Load test data shows uniform load in lbs./LF based on simple span tests in accordance with ASTM C635 deflection limit on L/360.
3. Some products are available in metric and custom colors. Call Customer Service for details.

4. Channel moldings also acceptable in some UL designs.
5. For more information on moldings, see Perimeter Interface selector.
6. Panels must be field-cut to size at the perimeter. For Shadowline detail, field-cut edge must be at least as wide as the factory cut.
7. DXACE available in flat white only.
8. DXLA only.



DOWN DXSS Suspension System/SHEETROCK Lay-In Ceiling Panels with CLIMAPLUS Performance

LEED Credits

Recycled Content: up to 50%

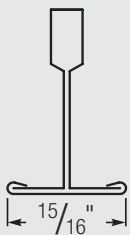
MR			EQ			
Waste Reduction	Recycled Content	Regional Materials	Rapidly Renewable Materials	Low-Emitting Materials	Daylight and Views	Acoustical Performance
●	●	●				

Features and Benefits

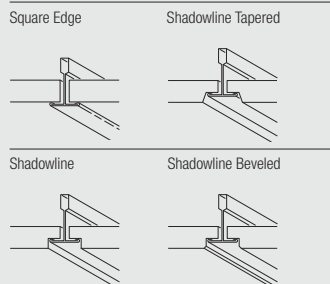
- 15/16" stainless steel grid system.
- Resistant to direct and indirect contact with many corrosive agents.
- Stainless steel QUICK-RELEASE™ clips on cross tees.
- Non-magnetic.
- Cross-tee override ends resist twisting and give a professionally finished appearance.
- Meets USDA/FSIS requirements.
- Cap material is protected with removable PVC coating, reducing post-construction cleaning.
- Lifetime limited warranty.

Applications

- Food processing areas
- Industrial applications
- Laboratories



Profile


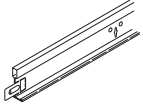
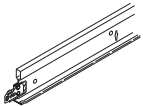
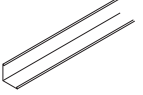



Edge Detail





System meets or exceeds load compliance specifications per ASTM C635

							Minimum Load Carrying Capabilities—Main tee ¹		
ASTM Class	Length	Height	Item No.	Class	Color	4' Hanger Spacing	Recycled Content		
									
15/16" Tee System  	Main Tee 1-1/2"	Light Duty	12'	1-1/2"	DXSS24	Class A	Stainless Steel	5.0 lbs./LF	up to 50%
	Cross Tee 1-1/2"		2'	1-1/2"	DXSS224	Class A	Stainless Steel		up to 50%
			4'	1-1/2"	DXSS424	Class A	Stainless Steel		up to 50%
Wall Angle	Length	Item No.		Color		Recycled Content			
Molding³  	12'	M7SS		Natural		up to 50%			

Physical Data/ Footnotes

Product literature & Samples
Data sheet: AC3068. Sample: 215671.

Material
Double-web stainless steel body. This cap material is protected by PVC, which should be removed after installation.

Installation
Must be installed in compliance with ASTM C636, ASTM E580, CISCA and standard industry practices

Recycled Content
For details, see the LEED report generator at usgdesignstudio.com.

Limitations
Conforms to ASTM C635 for severe environmental performance. Consult a chemist/metallurgist for specific applications and use of this product.

The City of New York BSA and MEA Report Compliance
DOWN suspension systems have been approved by listing in one or more of the following City of New York Board of Standards and Appeals, and Department of Building, Material and Equipment Acceptance reports: BSA 618-60-SM, BSA 184-77-SM, BSA 796-81-SM, MEA 366-93-M, MEA 133-95-M, MEA 312-99-M, MEA 123-00-M.

ASTM C635 Standard for Load Compliance
This system meets or exceeds load compliance specifications per ASTM C635. Main tees will not deflect more than 1/8" over a 48" span (or (L/360) in Light Duty, Intermediate Duty or Heavy Duty categories.

Footnotes
1. Load test data shows uniform load in lbs./LF based on simple span tests in accordance with ASTM C635 deflection limit on L/360.
2. Cross-tee hole-punch spacings available for 24" and 48" modules.
3. Where needed, perimeter panels are field-cut to fit.



Donn DXW Suspension System/
Eclipse Panels with CLIMAPLUS Performance

LEED Credits

Recycled Content: Up to 60%

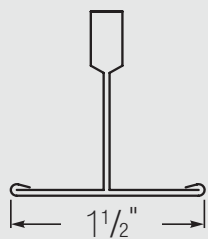
MR				EQ		
Waste Reduction	Recycled Content	Regional Materials	Rapidly Renewable Materials	Low-Emitting Materials	Daylight and Views	Acoustical Performance
●	●	●				

Features and Benefits

- 1-1/2" exposed grid system. Design alternative for high-bay areas and large panel modules
- Cross-tee override ends resist twisting and give a professionally finished look
- Meets or exceeds all national code requirements, including seismic. Design flexibility helps meet life safety codes
- Patented QUICK-RELEASE™ cross tees
- Custom color available
- ICC-ES evaluated approach to seismic design installations (ICC-ESR-1222)

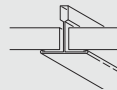
Applications

- Interior general-use areas
- High-bay areas
- Large-module ceilings



Profile

Square Edge



Edge Detail

To order samples, go to usg.com

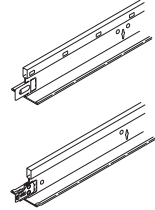


Flat White



System meets or exceeds load compliance specifications per ASTM C635

1-1/2" Tee System Main Tee



ASTM Class	Length	Height	Item No.	Class	Color ²	Seismic Zones		Seismic Solutions	Rated Load ¹			
						UBC	IBC	Categories D, E, F Alternate Method	4' Hanger Spacing	5' Hanger Spacing	6' Hanger Spacing	
Heavy Duty	12'	1-1/2"	DXW26 (up to 60% recycled cont.) HRC	Class A	Flat White	0-4	A-F	7/8" Molding ACM7 Clip	16 lbs./LF	7.3 lbs./LF	4.9 lbs./LF	
	2'	1-1/2"	DXW224	Class A	Flat White	0-4	A-F	7/8" Molding ACM7 Clip	65.0 lbs./LF			
	4'	1-1/2"	DXW424	Class A	Flat White	0-4	A-F	7/8" Molding ACM7 Clip	13.8 lbs./LF			

New Down Seismic Solutions

- ICC-ESR-1222.
- Meets or exceeds all national code requirements with 7/8" wall molding.
- Fulfills requirements for IBC seismic design categories A-F.

- Certified with maximum sq. ft. weights, representing complete ceiling systems.

Wall Angle	Length	Item No.	Color ²	Wall Angle	Length	Item No.	Color ⁴
Molding^{3,4} 	12'	M7 (up to 65% recycled content) HRC	Flat White				
	12'	M12	Flat White		10'	M20	Flat White

HRC High Recycled Content
Classified as containing greater than 50% total recycled content. Total recycled content is based on product composition of post-consumer and pre-consumer (post-industrial) recycled content per FTC guidelines.

Physical Data/ Footnotes

Product literature & samples
Data sheet: AC3037. Sample: 219168.

Material
Double-web G30 hot-dipped galvanized steel body and G30 hot-dipped galvanized steel cap finished with four-step protective coating.

Recycled content
For details, see the LEED report generator at usgdesignstudio.com.

Installation
Must be installed in compliance with ASTM C636, ASTM E580, CISCA and standard industry practices.

Limitations
Severe Environmental Requirements: For exposed grids in non-fire-rated, high-humidity applications, use aluminum or ZKLA™ suspension systems. For exterior applications, suspension should be reviewed by a structural engineer.

ICC Evaluation Service, Inc., Report Compliance
Suspension systems manufactured by USG Interiors, Inc., have been reviewed and are approved by listing in ICC-ESR-1222. Evaluation Reports are subject to reexamination, revision and possible cancellation. Please refer to USGDesignStudio.com or 800.USG.4YOU for current reports.

L.A. Research Report Compliance
Down brand suspension systems manufactured by USG Interiors, Inc., have been reviewed and are approved by listing in one or more of the following L.A. Research Report numbers: 22179, 23451, 24095, 25764.

The City of New York BSA and MEA Report Compliance
Down suspension systems have been approved by listing in one or more of the following City of New York Board of Standards and Appeals, and Department of Building, Material and Equipment Acceptance reports:

BSA 618-60-SM, BSA 184-77-SM, BSA 796-81-SM, MEA 366-93-M, MEA 133-95-M, MEA 312-99-M, MEA 123-00-M.

ASTM C635 Standard for Load Compliance
This system meets or exceeds load compliance specifications per ASTM C635. Main tees will not deflect more than 1/8" over a 48" span (or (L/360) in Light Duty, Intermediate Duty or Heavy Duty categories.

Footnotes

1. Load test data shows uniform load in lbs./LF based on simple span tests in accordance with ASTM C635 deflection limit on L/360.
2. Custom color available.
3. For more information on moldings, see Perimeter Interface selector.
4. Panels must be field-cut to size at the perimeter.

Fineline® DXF/DXLF



10

Year Availability

HRC

High Recycled Content



Donn Fineline DXF Suspension System/
Eclipse Panels with CLIMAPLUS Performance

LEED Credits

Recycled Content: Up to 65%

MR			EQ			
Waste Reduction	Recycled Content	Regional Materials	Rapidly Renewable Materials	Low-Emitting Materials	Daylight and Views	Acoustical Performance
●	●	●				

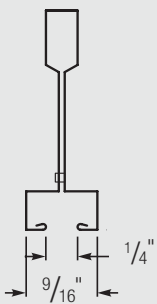
Features and Benefits

- Narrow-profile, slotted grid system with 1/4" reveal provides streamlined appearance
- Reveal accommodates partition attachments and pendant-mounted light fixtures
- Mitered intersections offer a clean, tailored appearance
- Meets or exceeds all national code requirements, including seismic and fire-rated assemblies up to 1 hour
- Optional integrated air diffuser
- Accepts metal ceiling panels for ceiling-area accents without changing grid system
- Custom colors available
- High recycled content (HRC) available

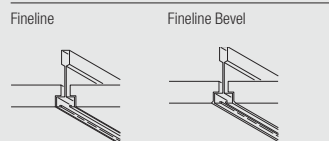
- Options available for severe environmental conditions
- ICC-ES evaluated approach to seismic design installations (ICC-ESR-1222).

Applications

- All interior general use areas
- Fire-rated, interior general-use areas



Profile



Edge Detail

To order samples, go to usg.com



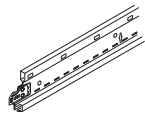
Flat White



Silver Satin
002



System meets or exceeds load compliance specifications per ASTM C635



New DONN Seismic Solutions
 - ICC-ESR-1222.
 - Meets or exceeds all national code requirements with 7/8" wall molding.
 - Fulfills requirements for IBC seismic design categories A-F.
 - Certified with maximum sq. ft. weights, representing complete ceiling systems.

ASTM Class	Length	Height	Item No. ^{3,6}	Class	Color ⁴	Post Consumer RC	Total RC	Seismic Zones			Seismic Solutions		Rated Load ^{1,2}		
								UBC	IBC	Categories D, E, F Alternate Method	4' Hanger Spacing	5' Hanger Spacing	6' Hanger Spacing		
Intermediate Duty	10'	1-1/2"	DXF2924-10	Class A	Flat White	up to 41%	up to 49%	0-4	A-F	7/8" Molding ACM7 Clip	12 lbs./LF	6.6 lbs./LF	3.6 lbs./LF		
			DXF2930 ¹¹		Flat White Silver Satin	up to 41%	up to 49%			7/8" Molding ACM7 Clip					
	12'	1-25/32"	DXF2924 ⁵	Class A		up to 41%	up to 49%	0-4	A-F	7/8" Molding ACM7 Clip	12 lbs./LF	6.6 lbs./LF	3.6 lbs./LF		
			DXF2924HRC ⁵	Class A		57% HRC	65%	0-4	A-F	7/8" Molding ACM7 Clip					
			DXF2948			up to 41%	up to 49%			7/8" Molding ACM7 Clip					
			DXLF2924 ⁵	Class A	Flat White	up to 41%	up to 49%	0-4	A-F	7/8" Molding ACM7 Clip					
Heavy Duty	12'	1-25/32"	DXFH2924 ⁵	Class A	Flat White	up to 41%	up to 49%	0-4	A-F	7/8" Molding ACM7 Clip	16 lbs./LF	7.3 lbs./LF	4.9 lbs./LF		
			DXF429	Class A	Flat White	up to 41%	up to 49%	0-4	A-F	7/8" Molding ACM7 Clip					
Intermediate Duty	2'	1-25/32"	DXF229	Class A	Flat White Silver Satin	up to 41%	up to 49%	0-4	A-F	7/8" Molding ACM7 Clip					
			DXF229HRC	Class A	Flat White Silver Satin	57% HRC	65%	0-4	A-F	7/8" Molding ACM7 Clip					
			DXLF229	Class A	Flat White	up to 41%	up to 49%								
	4'	1-25/32"	DXF429	Class A	Flat White	up to 41%	up to 49%	0-4	A-F	7/8" Molding ACM7 Clip					
			DXF429NHRC	Class A	Flat White Silver Satin	57% HRC	65%	0-4	A-F	7/8" Molding ACM7 Clip					
	4'	1-25/32"	DXF429S ⁸			up to 41%	up to 49%								
			DXLF429N ⁷	Class A	Flat White	up to 41%	up to 49%								
5'	1-25/32"	DXF529N ⁷	Class A	Flat White	up to 41%	up to 49%									

Wall Angle	Length	Item No.	Color	Post Consumer RC	Total RC	Wall Angle	Length	Item No.	Color
Molding ^{10,11}	12'	M7	Flat White	up to 65% HRC		Molding	12'	MS174	Flat White Silver Satin (up to 65% recycled cont.) HRC
		M7 HRC	Flat White	57% HRC	65%				
	12'	M9	Flat White Silver Satin	up to 65% HRC		Shadowline	10'	MS274	Flat White 2" shelf for seismic (up to 65% recycled cont.) HRC
		M9 HRC	Flat White Silver Satin	57% HRC	65%				

Physical Data/ Footnotes

Product literature & samples
 Data sheet: AC3034. Sample: 204105.
 Tech Guide: AC3003

Material
 Double-web G30 hot-dipped galvanized painted steel tee. G60 available for severe environmental conditions.

Recycled content
 For details, see LEED report generator at usgdesignstudio.com.

Installation
 Must be installed in compliance with ASTM C636, ASTM E580, CISCA, and standard industry practices.

Limitations
 Severe Environmental Requirements: For exposed grids in non-fire-rated, high-humidity applications, use DXFEV G60

or ZXLA™ painted suspension systems. For exterior applications, suspension should be reviewed by a structural engineer.

ICC Evaluation Service, Inc., Report Compliance
 Suspension systems manufactured by USG Interiors, Inc., have been reviewed and are approved by listing in ICC-ESR-1222. Evaluation Reports are subject to reexamination, revision and possible cancellation. Please refer to USGDesignStudio.com or 800 USG.4YOU for current reports.

L.A. Research Report Compliance
 DONN brand suspension systems manufactured by USG Interiors, Inc., have been reviewed and are approved

by listing in one or more of the following L.A. Research Report numbers: 22179, 23451, 24095, 25764.

The City of New York BSA and MEA Report Compliance
 DONN suspension systems have been approved by listing in one or more of the following City of New York Board of Standards and Appeals, and Department of Building, Material and Equipment Acceptance reports: BSA 618-60-SM, BSA 184-77-SM, BSA 796-81-SM, MEA 366-93-M, MEA 133-95-M, MEA 312-99-M, MEA 123-00-M.

ASTM C635 Standard for Load Compliance
 This system meets or exceeds load compliance specifications per ASTM

C635. Main tees will not deflect more than 1/8" over a 48" span (or (L/360) in Light Duty, Intermediate Duty or Heavy Duty categories.

Air diffusers
 Request AC272-290.

- Footnotes**
- Hanger wire spacing and locations must be per the UL design.
 - Load test data shows uniform load in lbs./LF based on simple span tests in accordance with ASTM C635 deflection limit on L/360.
 - Some products are available in metric. Call Customer Service for details.
 - Custom color available.
 - Standard main tee is notched 24" o.c. but has cross-tee holes 12" o.c.
 - Cross-tee hole spacings available

- for a variety of modules except DXLF.
7. N = Notch at midpoint.
8. Midpoint notch on one side only to accommodate light fixtures.
9. For more information about moldings, see Perimeter Interface selector or technical guide.
10. Panels must be field-cut to size at the perimeter.
11. Notched 30" o.c.

HRC High Recycled Content
 Classified as containing greater than 50% total recycled content. Total recycled content is based on product composition of post-consumer and pre-consumer (post-industrial) recycled content per FTC guidelines.

Fineline® 1/8 DXFF



10

Year Availability

HRC

High Recycled Content



DOWN FINELINE DXF Suspension System/
ECLIPSE Panels with *CLIMAPlus* Performance

LEED Credits

Recycled Content: Up to 48%

MR			EQ			
Waste Reduction	Recycled Content	Regional Materials	Rapidly Renewable Materials	Low-Emitting Materials	Daylight and Views	Acoustical Performance
●	●	●				

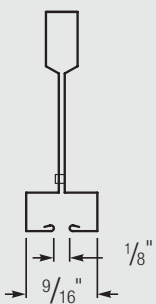
Features and Benefits

- Narrow-profile, slotted grid system with 1/8" reveal provides streamlined appearance
- Reveal accommodates partition attachments and pendant-mounted light fixtures
- Mitered intersections offer a clean, tailored appearance.
- Meets or exceeds all national code requirements, including seismic and fire-rated assemblies up to 1 hour
- Optional integrated air diffuser
- Accepts metal ceiling panels for ceiling-area accents without changing grid system
- Custom color available
- ICC-ES evaluated approach to seismic design installations (ICC-ESR-1222)

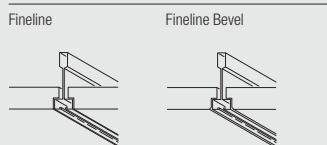
Applications

- All interior general use areas
- Fire-rated, interior general use areas

Profile



Edge Detail



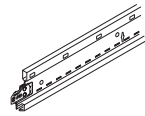
To order samples, go to usg.com



Flat White



System meets or exceeds load compliance specifications per ASTM C635



ASTM Class	Length	Height	Item No. ³	Class	Color ²	Seismic Zones		Seismic Solutions	Rated Load ¹			
						UBC	IBC	Categories D, E, F Alternate Method	4' Hanger Spacing	5' Hanger Spacing	6' Hanger Spacing	
Intermediate Duty	10'	1-25/32"	DXFF2930 ⁹	Class A	Flat White	0-4	A-F	7/8" Molding ACM7 Clip	12 lbs./LF	6.5 lbs./LF	3.6 lbs./LF	
	12'	1-25/32"	DXFF2924 DXFF2948	Class A	Flat White	0-4	A-F	7/8" Molding ACM7 Clip	12 lbs./LF	6.5 lbs./LF	3.6 lbs./LF	
	Heavy Duty	12'	1-25/32"	DXFFH2924	Class A	Flat White	0-4	A-F	7/8" Molding ACM7 Clip	16 lbs./LF	8.3 lbs./LF	4.9 lbs./LF
Class A	2'	1-25/32"	DXFF229	Class A	Flat White	0-4	A-F	7/8" Molding ACM7 Clip				
		4	1-25/32"	DXFF429 DXFF429N ⁵ DXFF429S ⁶	Class A	Flat White	0-4	A-F	7/8" Molding ACM7 Clip			

New Down Seismic Solutions

- ICC-ESR-1222.
- Meets or exceeds all national code requirements with 7/8" wall molding.
- Fulfills requirements for IBC seismic design categories A-F.

- Certified with maximum sq. ft. weights, representing complete ceiling systems.

Wall Angle	Length	Item No.	Color ²
Molding^{7,8} 	12'	M9 (up to 65% recycled content) 	Flat White
Shadowline⁷ 	12'	MS174	Flat White

HRC High Recycled Content

Classified as containing greater than 50% total recycled content. Total recycled content is based on product composition of post-consumer and pre-consumer (post-industrial) recycled content per FTC guidelines.

Physical Data/ Footnotes

Product literature & samples
Data sheet: AC3033. Sample: 270308.

Material
G30 double-web hot-dipped galvanized steel tee.

Recycled content
For details, see the LEED report generator at usgdesignstudio.com.

Installation
Must be installed in compliance with ASTM C636, ASTM E580, CISCA and standard industry practices.

Limitations
Severe Environmental Requirements: For exposed grids in non-fire-rated, high-humidity applications, use AX™ or ZXL™ suspension systems. For exterior applications, suspension should be reviewed by a structural engineer.

ICC Evaluation Service, Inc., Report Compliance
Suspension systems manufactured by USG Interiors, Inc., have been reviewed and are approved by listing in ICC-ESR-1222. Evaluation Reports are subject to reexamination, revision and possible cancellation. Please refer to USGDesignStudio.com or 800 USG.4YOU for current reports.

L.A. Research Report Compliance
Down brand suspension systems manufactured by USG Interiors, Inc., have been reviewed and are approved by listing in one or more of the following L.A. Research Report numbers: 22179, 23451, 24095, 25764.

The City of New York BSA and MEA Report Compliance
Down suspension systems have been approved by listing in one or more of the following City of New York Board of Standards and Appeals, and Department of Building, Material and Equipment Acceptance reports: BSA 618-60-SM, BSA 184-77-SM, BSA 796-81-SM, MEA 366-93-M, MEA 133-95-M, MEA 312-99-M, MEA 123-00-M.

ASTM C635 Standard for Load Compliance
This system meets or exceeds load compliance specifications per ASTM C635. Main tees will not deflect more than 1/8" over a 48" span (or L/360) in Light Duty, Intermediate Duty or Heavy Duty categories.

Air diffusers
Request AC272.

Footnotes
1. Load test data shows uniform load in lbs./LF based on simple span tests in accordance with ASTM C635 deflection limit on L/360.
2. Custom color available.
3. Cross-tee notches available in 24", 30", and 48" modules. Standard is 24" o.c.

4. Cross tees also available in 30", 1', and 5' lengths.
5. N = Notch at midpoint.
6. Midpoint notch on one side only to accommodate light fixtures.
7. For more information on moldings, see Perimeter Interface selector.
8. Panels must be field-cut to size at the perimeter.
9. Notched 30" o.c.



Donn ZXLA Suspension System/
Eclipse Panels with CLIMAPLUS Performance

LEED Credits

Recycled Content: Up to 45%

MR				EQ		
Waste Reduction	Recycled Content	Regional Materials	Rapidly Renewable Materials	Low-Emitting Materials	Daylight and Views	Acoustical Performance
●	●	●				

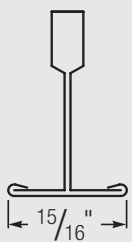
Features and Benefits

- 15/16" exposed, G60 hot-dipped galvanized grid system with aluminum cap, ideal for use in extreme environments
- Polyester paint finish and stainless steel clip provide unequalled corrosion protection
- Meets or exceeds all national code requirements, including seismic and fire-rated assemblies up to 2 hours. Design flexibility helps meet life safety codes
- Aluminum-capped grid system, suitable for use in food processing areas, meets USDA/FSIS requirements
- Patented QUICK-RELEASE™ cross tees
- Custom color available
- ICC-ES evaluated approach to seismic design installations (ICC-ESR-1222)

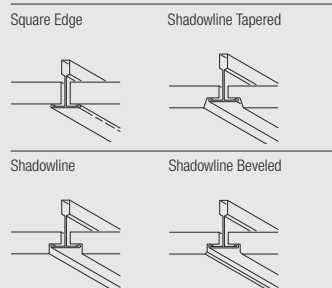
- Suitable for wind uplift applications
- Showed superior performance when tested for severe environmental conditions in accordance with ASTM C635

Applications

- Exterior soffits
- Fire-rated service environments
- Industrial applications



Profile



Edge Detail

To order samples, go to usg.com



Flat White

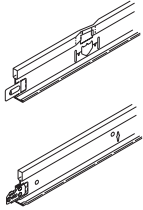


Silver Satin 002



System meets or exceeds load compliance specifications per ASTM C635

15/16" Tee System Main Tee



ASTM Class	Length	Height	Item No.	Class	Color ³	Seismic Zones		Seismic Solutions Categories D, E, F Alternate Method	Rated Load ^{1,2}		
						UBC	IBC		4' Hanger Spacing	5' Hanger Spacing	6' Hanger Spacing
Intermediate Duty ²	12'	1.64"	ZXLA24 (up to 57% recycled cont.) HRC		Flat White	0-4	A-F	7/8" Molding ACM7 Clip	12 lbs./LF	6.1 lbs./LF	3.6 lbs./LF
Heavy Duty	12'	1-1/2"	ZXLA26 (up to 57% recycled cont.) HRC		Flat White	0-4	A-F	7/8" Molding ACM7 Clip	16 lbs./LF	7.3 lbs./LF	4.9 lbs./LF
Cross Tee 1-1/2" (38 mm)	2'	1-1/2"	ZXLA224 (up to 57% recycled cont.) HRC		Flat White	0-4	A-F	7/8" Molding ACM7 Clip			
	4'	1-1/2"	ZXLA424 (up to 57% recycled cont.) HRC		Flat White	0-4	A-F	7/8" Molding ACM7 Clip			

- New Down Seismic Solutions** – Certified with maximum sq. ft. weights, representing complete ceiling systems.
- ICC-ESR-1222.
 - Meets or exceeds all national code requirements with 7/8" wall molding.
 - Fulfills requirements for IBC seismic design categories A-F.

Wall Angle	Length	Item No.	Color ⁵
Molding ^{4,5} 	12'	M7Z (up to 65% recycled cont.) HRC	Flat White

HRC High Recycled Content
Classified as containing greater than 50% total recycled content. Total recycled content is based on product composition of post-consumer and pre-consumer (post-industrial) recycled content per FTC guidelines.

**Physical Data/
Footnotes**

Product literature & samples
Data sheet: AC3029.

Material
Double-web, G60 hot-dipped galvanized, painted steel tee with painted aluminum cap; stainless steel clip.

Recycled content
For details, see the LEED report generator at usgdesignstudio.com.

Installation
Must be installed in compliance with ASTM C636, ASTM E580, CISCA and standard industry practices.

Limitations
Severe Environmental Requirements: For exterior applications, suspension should be reviewed by a structural engineer.

ICC Evaluation Service, Inc., Report Compliance
Suspension systems manufactured by USG Interiors, Inc., have been reviewed and are approved by listing in ICC-ESR-1222. Evaluation Reports are subject to reexamination, revision and possible cancellation. Please refer to USGDesignStudio.com or 800 USG.4YOU for current reports.

L.A. Research Report Compliance
Down brand suspension systems manufactured by USG Interiors, Inc., have been reviewed and are approved by listing in one or more of the following L.A. Research Report numbers: 22179, 23451, 24095, 25764.

The City of New York BSA and MEA Report Compliance
Down suspension systems have been approved by listing in one or more of the following City of New York Board of Standards and Appeals, and Department of Building, Material and Equipment Acceptance reports: BSA 618-60-SM, BSA 184-77-SM, BSA 796-81-SM, MEA 366-93-M, MEA 133-95-M, MEA 312-99-M, MEA 123-00-M.

ASTM C635 Standard for Load Compliance
This system meets or exceeds load compliance specifications per ASTM C635. Main tees will not deflect more than 1/8" over a 48" span (or L/360) in Light Duty, Intermediate Duty or Heavy Duty categories.

- Footnotes**
1. Hanger wire spacing and locations must be per the UL design.
 2. Load test data shows uniform load in lbs./LF based on simple span tests in accordance with ASTM C635 deflection limit on L/360.
 3. Custom color available.

4. For more information on moldings, see Perimeter Interface selector.
5. Panels must be specified to be field-cut to size and field-revealed to provide as wide a lay-on edge as possible.



USG Drywall Suspension System/
SHEETROCK Gypsum Panels

LEED Credits

Recycled Content: Up to 54%

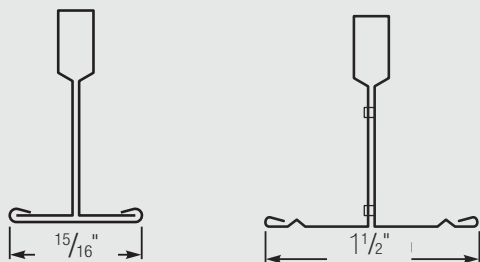
MR				EQ		
Waste Reduction	Recycled Content	Regional Materials	Rapidly Renewable Materials	Low-Emitting Materials	Daylight and Views	Acoustical Performance
●	●	●				

Features and Benefits

- Pre-engineered, G40 hot-dipped galvanized system eliminates labor-intensive superstructure and allows easy transitions
- More than 60 UL fire-resistive designs. Assemblies available to meet STC and IIC requirements
- Accepts Type F and Type G light fixtures
- Assembly selector with downloadable revit files available at usgdesignstudio.com
- Options available for severe environmental conditions.
- ICC-ES evaluated approach to seismic design installations (ICC-ESR-1222)
- Meets ASTM C645⁶
- G90 available for severe environmental conditions

Applications

- Exterior soffits
- Fire-rated, interior general use areas
- All interior general use areas



Profiles



System meets or exceeds load compliance specifications per ASTM C635

System Components	Straight Main Tees	DGL	ASTM Class	Length	Height	Item No.	Class	Recycled Content	Seismic Zones		Rated Load ^{1,2}					
									UBC	IBC	Hanger Spacing – lbs./LF					
									UBC	IBC	24"		36"		48"	
									L/240'	L/360'	L/240'	L/360'	L/240'	L/360'		
		Heavy Duty	12'	1-1/2"	DGL26	Class A	up to 54% HRC	0-4	A-F	129	86	57	38	24	16	
		Heavy Duty	12'	1.617"	DGLW26 ⁶ DGLW26E(G90) ⁶	Class A	up to 54% HRC	0-4	A-F	129	86	57	38	24	16	
		Heavy Duty	6' to 14'	1.617"	DGLW26S ⁶	Class A	up to 54% HRC	0-4	A-F	131	86	62	41	30	20	

System Components	Cross Tees	DGL	ASTM Class	Length	Height	Item No.	Class	Recycled Content	UBC	IBC	Span L/360 lbs./LF	
											Span	Value
		—	2'	1-1/2"	DGL224	Class A	up to 46%	0-4	A-F	24"	81.3	
		—	4'	1-1/2"	DGL424	Class A	up to 45%	0-4	A-F	48"	13	
		—	2'	1-1/2"	DGLW224 ⁶	Class A	up to 45%	0-4	A-F	24"	73.2	
		—	26"	1-1/2"	DGLW2624 ⁶	Class A	up to 45%	0-4	A-F	26"	57	
		—	4'	1-1/2"	DGLW424 ⁶ DGLW424E(G90) ⁶	Class A	up to 45%	0-4	A-F	48"	12.1	
		—	50"	1-1/2"	DGLW50 ⁶	Class A	up to 45%	0-4	A-F	50"	11	
	—	72"	1-1/2"	DGLW624 ⁶	Class A	up to 45%	0-4	A-F	72"	4.45		
		—	4'	7/8"	DGCL4 ⁶	Class A	up to 45%	0-4	A-F	48"	6.9	
		—	12'	—	DGWM24 ⁶	Class A	up to 65% HRC	0-4	A-F	—	—	
		—	12'	—	DGCM27 ⁶	Class A	up to 65% HRC	0-4	A-F	—	—	

Accessories	DGSC180 Splice Clip*	DGTC90 Transition Clip	DGC4, DGC6, DGC8 COMPASSO™ Drywall Clip	DGWC Wall Attachment Clip	DGSP180 Splice Plate

* See AC3152 for alternative splice details
 ** See AC3230 for expanded wall-to-wall data

Physical Data/ Footnotes

Product literature & samples
 System Brochure: AC3152
 Data Sheet: AC3117
 Data Sheet Wall-to-Wall: AC3230
 Samples: 257202
Finishes
 Hot dipped galvanized.

Material
 G40 double-web tee, hot-dipped galvanized steel.
Recycled content
 For details, see RC tables or the LEED report generator at usgdesignstudio.com.
Installation
 Must be installed in compliance with ASTM

C636, ASTM E580, ESR-1222, CISCA and standard industry practices
Footnotes
 1. Products tested and in compliance with ASTM C635 L/360 deflection limits
 2. Load data shown based on L/240 deflection limits per ASTM C645.

3. for detailing and module loading, request AC3152 or visit USGDesignStudio.com
 4. DGLW26 main tees and DGLW2624 and DGLW50 cross tees feature special punching and cross-tee lengths to accommodate Type F fixtures.
 5. G90 galvanization for severe environmental conditions.

6. DGW and DGLW members conform to performance standard ASTM C645.
 7. Installation per ASTM C636.
 8. ICC evaluation report ESR-1222.
 9. CA Department of State Architect - see ESR-1222 per IR-A5 and PA 118.
 10. City of LA - RR 25764.

USG™ Drywall Suspension System – Curved Ceilings



High Recycled Content



USG Drywall Suspension System/
SHEETROCK Gypsum Panels

LEED Credits

Recycled Content: Up to 54%

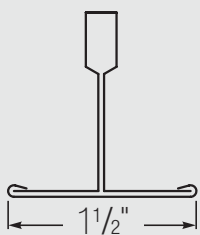
MR			EQ			
Waste Reduction	Recycled Content	Regional Materials	Rapidly Renewable Materials	Low-Emitting Materials	Daylight and Views	Acoustical Performance
●	●	●				

Features and Benefits

- Drywall suspension system simplifies the design and construction of curved drywall ceilings
- Pre-engineered curves ensure correct installation
- Custom components allow easy changes in ceiling elevations and transitions between ceiling types
- G40 hot-dipped galvanized system suitable for interior and exterior applications

Applications


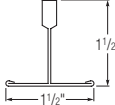
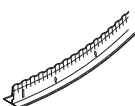











- General-use areas
- Domes, round and elliptical
- Groin vaults
- Curved soffits



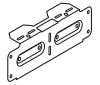

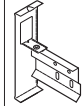
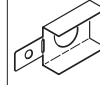
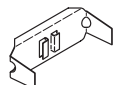

Profile

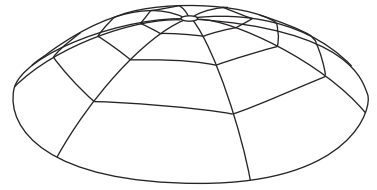
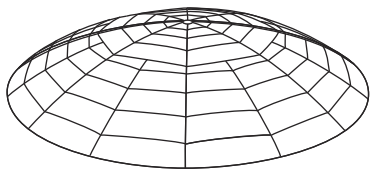
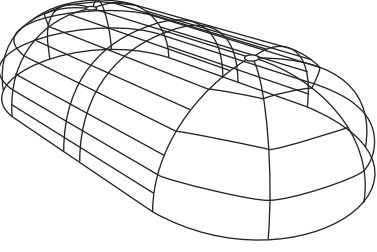


System meets or exceeds load compliance specifications per ASTM C635

System Components	Curved Main Tees	Vault Tees	ASTM Class per C635	Radius	Arc Length	Height	Item No. ²	Class	Recycled Content	Rated Load ²		
										2' Hanger Spacing	4' Hanger Spacing	
  			16 lbs. ³	31"-44"	6'	1-1/2"	DGW6VTxxx	Class A	up to 54% 		16.0 lbs./LF	
			16 lbs. ³	45"-60"	8'	1-1/2"	DGW8VTxxx	Class A	up to 54% 		16.0 lbs./LF	
			16 lbs. ³	61"-72"	10'	1-1/2"	DGW10VTxxx	Class A	up to 54% 		16.0 lbs./LF	
			16 lbs. ³	73"-91"	10'	1-1/2"	DGW10VTxxx	Class A	up to 54% 		16.0 lbs./LF	
			16 lbs. ³	92"-239"	10'	1-1/2"	DGW10VTxxx	Class A	up to 54% 		16.0 lbs./LF	
			16 lbs. ³	240"+	12'	1-1/2"	DGW12VTxxx	Class A	up to 54% 		16.0 lbs./LF	
				16 lbs. ^{3,4}	31"-44"	6'	1-5/8"	DGW6VYxxx	Class A	up to 54% 	16.0 lbs./LF	
				16 lbs. ^{3,4}	45"-60"	8'	1-5/8"	DGW8VYxxx	Class A	up to 54% 	16.0 lbs./LF	
				16 lbs. ^{3,4}	61"-72"	10'	1-5/8"	DGW10VYxxx	Class A	up to 54% 	16.0 lbs./LF	
				16 lbs. ^{3,4}	73"-91"	10'	1-5/8"	DGW10VYxxx	Class A	up to 54% 	16.0 lbs./LF	
				16 lbs. ^{3,4}	92"-239"	10'	1-5/8"	DGW10VYxxx	Class A	up to 54% 	16.0 lbs./LF	


Cross Tees See Flat Ceilings (AC3117) for information on straight cross tees, cross channel, and moldings.

Accessories	DGSC180 Splice Clip	DGTC90 Transition Clip	DGC4, DGC6, DGC8 COMPASSO™ Drywall Clip	DGWC Wall Attachment Clip	DGSP180 Splice Plate	DGHUB Dome Hub
						

Typical Assemblies	8-Spoke Dome	16-Spoke Dome	Dome Vault
			

Design Support **USG DesignStudio.com:**

- Online design and specification tools
- Installation videos
- Domes and barrel vault estimator. Additional support available through USG Ceilings Solution Group for design and estimation of non-typical applications.

 **High Recycled Content**
 Classified as containing greater than 50% total recycled content. Total recycled content is based on product composition of post-consumer and pre-consumer (post-industrial) recycled content per FTC guidelines.

Physical Data/ Footnotes

Product literature
 System brochure: AC3152
 Data sheet: AC3118

Finishes
 Galvanized.

Material
 Double-web tee, G40 hot-dipped galvanized steel.

Recycled content
 For details, see the LEED report generator at usgdesignstudio.com.

Installation
 Must be installed in compliance with ASTM C636, CISCA, and standard industry practices.

Limitations
 Severe Environmental Requirements. For exterior applications, suspension systems should be reviewed by an engineer.

Footnotes

1. For detailing and module loading, request AC3152.
2. "xxx" is a placeholder for a custom radius, in inches.
3. As tested per independent testing agency, both vault and valley main tees can carry 16 pounds per lineal foot.
4. As tested per independent testing agency, valleys require hanger wire spacing of 2' o.c.
5. Members conform to performance standard C645.

USG™ Drywall Suspension System – Wall-to-Wall



High Recycled Content



USG Wall-to-Wall Drywall Suspension System/
SHEETROCK Gypsum Panels

LEED Credits

Recycled Content: Up to 54%

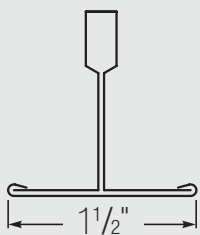
MR				EQ		
Waste Reduction	Recycled Content	Regional Materials	Rapidly Renewable Materials	Low-Emitting Materials	Daylight and Views	Acoustical Performance
●	●	●				

Features and Benefits

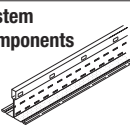
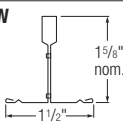

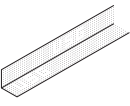
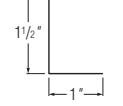

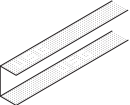
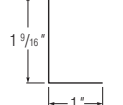

- Simplifies design and construction for corridors and small rooms.
- Eliminates hanger wires and cross tees for unsupported spans up to 8' with 1/2" drywall and 7'-6" with 5/8" drywall.
- Lowest installed cost system for corridors and small rooms.
- Pre-engineered components allow easy transition between ceiling types and elevations.
- G40 hot dipped galvanized system suitable for interior and exterior applications.
- Standard and custom lengths available.
- Manufactured in accordance with ASTM C645.
- Industry leading spans.
- Fulfills requirements for seismic categories D, E and F.

Applications

- Condominiums & apartments
- Healthcare
- Education
- Hotels
- Dormitories
- Office

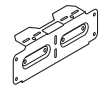


Profile

System Components	Length	Height	Face Width	Item No.	Class	Load Test Data ¹					
						Simple Span L/240 Uniform Load (lbs./LF)					
						4'	5'	6'	7'	7'-6"	8'
 Straight DGW Tee 	6', 8', 10', 12', 14', Custom	1.617"	1-1/2"	DGW26s (up to 54% recycled cont.) 	Class A	29.84	15.28	8.84	5.57	4.53	3.73
 Moldings³ 	12'	1-1/2"	1"	DGWM24 (up to 54% recycled cont.) 	—	—	—	—	—	—	—
 Moldings³ 	12'	1-9/16"	1"	DGCM25 (up to 65% recycled cont.) 	—	—	—	—	—	—	—

Accessory

DGSC180 Splice Clip



* See AC3152 for additional main tee splice options.

 **High Recycled Content**

Classified as containing greater than 50% total recycled content. Total recycled content is based on product composition of post-consumer and pre-consumer (post-industrial) recycled content per FTC guidelines.

Membrane Loads

Span	O.C. Spacing (in.)	Maximum Load (lbs./SF)
2'	16	179.04
	24	119.36
4'	16	22.38
	24	14.92
5'	16	11.46
	24	7.64
6'	16	6.63
	24	4.42
7'	16	4.18
	24	2.78
7'-6"	16	3.40
	24	2.26
8'	16	2.80
	24	1.86
	24	*14.92
10'	16	*11.46
	24	*7.64
12'	16	*6.63
	24	*4.42
***16'	16	*2.8
	24	*1.86
	24	**4.42

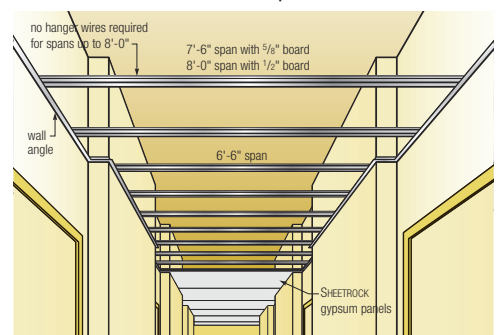
Notes:
 - *Vertical support at mid-span
 - **Two vertical supports at 1/3 point
 - ***Spans greater than 14' require Main-tee splice, refer to the AC3152 for splice details

Vertical Support

Tee Spacing	Drywall	Span	Support Requirement
16" o.c.	1/2"	up to 8'	None
		***8' 1"-16'	Mid-span
		***16' 1"-24'	Two supports at 1/3 points
16" o.c.	5/8"	up to 7'-6"	None
		***7'-7" to 15'	Mid-span
		***15'-1" to 22'-6"	Two supports at 1/3 points
24" o.c.	5/8"	up to 6'-6"	None
		6'-7" to 13'	Mid-span
		***13'-1" to 19'-6"	Two supports at 1/3 points

Notes:
 - ***Spans greater than 14' require Main-tee splice, use DGSC180 splice clip or alternative splicing options described in system brochure - AC3152

See Load Tables For Span Data



Physical Data/ Footnotes

Product literature & samples
 System brochure: AC3152
 Data sheet: AC3230

Finishes
 Galvanized.

Material
 Double-web tee, G40 hot-dipped, galvanized steel.

Recycled content
 For details, see RC tables or the LEED report generator at usgdesignstudio.com.

Installation
 Must be installed in compliance with ASTM C754, ASTM E580 and standard industry practices.

Footnotes

1. Load test data shows uniform load in lbs./LF based on simple span tests in accordance with ASTM deflection limit on L/240.
2. Attachment to wall structure is critical.
3. Members conform to performance standard C645.

4. Installation per ASTM C636.
5. Installation per ASTM C754.
6. ICC evaluation report ESR-1222.
7. CA Department of State Architect - see ESR-1222 per IR-A5 and PA 118.
8. City of LA - RR 25764.

M7 Overlapping Wall Angle



10

Year Availability

HRC

High Recycled Content



Donn M7 Overlapping Wall Angle

LEED Credits

Recycled Content: Up to 65%

MR				EQ		
Waste Reduction	Recycled Content	Regional Materials	Rapidly Renewable Materials	Low-Emitting Materials	Daylight and Views	Acoustical Performance
●	●	●				

Features and Benefits

- Patented overlap detail provides an “extra hand” for easier, more accurate installation
- Ensures that trim faces are level
- Eliminates an unsightly gap at butt joints
- Installs faster than standard perimeter trim
- ICC-ES evaluated approach to seismic design installations (ICC-ESR-1222)

Applications

- All interior general use


To order samples, go to usg.com

Standard Colors

White
Parchment 103 Manila 246 Beige 142 Straw 143 Sandstone 090 Taupe 107
Charcoal 534 Flat Black 205

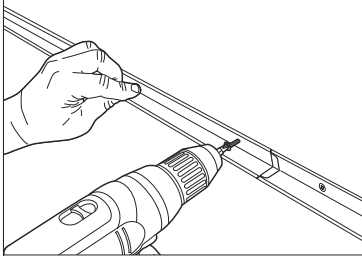
Advantage Colors

Silverstone 052 Breeze 2659 Blue Grey 564 Azure 2660 Slate 568 Spruce 567 Tuscan 2663 Sorbet 2658
Squash 2661 Safari 2662 Redwood 566 Sienna 565 Halo 206 Mist 053 Nectar 546 Quartz 082

		Length	Item No.	Color	Recycled Content
Molding¹	Wall Angle²	12'	M7	Flat White Standard Advantage	up to 65% 

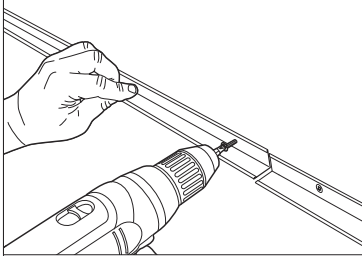
Performance Comparison

Down M7 Overlapping Wall Angle



Overlap detail sits on adjacent trim, providing extra support for quicker, easier installation. The overlap ensures that trim faces are level, and it eliminates the unsightly gap created by traditional butt joints.

Traditional Wall Angle



With no support between lengths of trim, traditional wall angle is more difficult to install. Butt-cut wall angle is also subject to misalignment of trim faces and gaps at joints.

 High Recycled Content

Classified as containing greater than 50% total recycled content. Total recycled content is based on product composition of post-consumer and pre-consumer (post-industrial) recycled content per FTC guidelines.

**Physical Data/
Footnotes**

Product literature
Sell sheet: AC3232

Material
Hot-dipped galvanized steel body.

Recycled content
For details, see the LEED report generator at usgdesignstudio.com.

Installation
Must be installed in compliance with ASTM C636, ASTM E580, CISCA and standard industry practices.

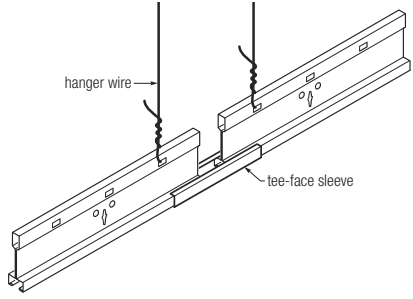
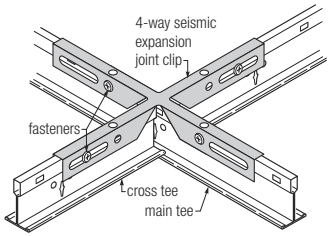
ICC Evaluation Service, Inc., Report Compliance
Suspension systems manufactured by USG Interiors, Inc., have been reviewed and are approved by listing in ICC-ES Evaluation Reports. Evaluation Reports are subject to reexamination, revision and possible cancellation. Please refer to USGDesignStudio.com or 800 USG.4YOU for current reports.

L.A. Research Report Compliance
Down brand suspension systems manufactured by USG Interiors, Inc., have been reviewed and are approved by listing in the following L.A. Research Report numbers: 22179, 23451, 24095, 25764.

Footnotes
1. For more information about moldings, see the Perimeter Interface selector.
2. Panels must be field-cut to size and field-revealed, where necessary, at the perimeter.

Seismic Accessories

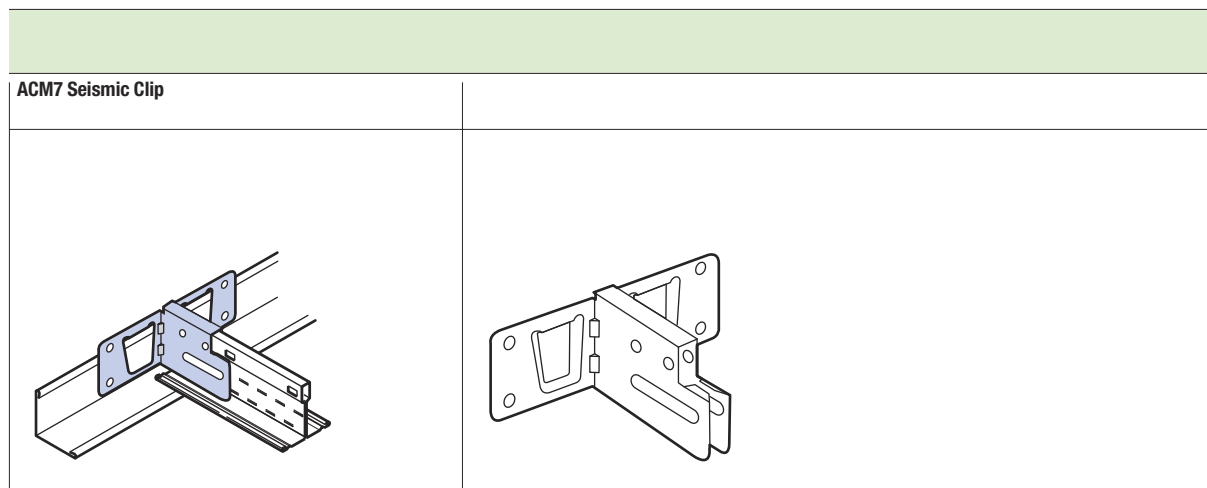
Since 1957 DOWN suspension systems have set the standard worldwide for the ceiling suspension industry. DOWN systems are readily available in all markets, and they install faster and maintain modularity (squareness) better than any other system. The following pages present seismic accessory items available from USG, which are engineered and tested to help you design and install code-compliant ceilings with minimum effort and complete peace of mind.

Seismic Accessories	
Catalog Number	Description
<div style="display: flex; justify-content: space-around;"> <div style="text-align: center;"> <p>Tee-face sleeves</p>  </div> <div style="text-align: center;"> <p>Seismic expansion clip</p>  </div> </div>	
ACM7	Seismic Attachment Clip-to-Wall Angle
DH4	4-Way Seismic Expansion Joint Clip
TFS-1	Tee-Face Sleeve (3" long) for 15/16" DX/DXL Systems
TFS-2	Tee-Face Sleeve (3" long) for 9/16" CENTRICITEE DXT Systems
TFS-3	Tee-Face Sleeve (3" long) for FINELINE DXF Systems with 1/4" Reveal
TFS-4	Tee-Face Sleeve (3" long) for FINELINE 1/8 DXFF Systems with 1/8" Reveal

Donn ACM7 Seismic Clip

7/8" Molding

The DONN ACM7 seismic clip is designed to provide a more robust hold than traditional L-shaped seismic clips by other manufacturers. The ACM7 clip features a saddle that fits securely over the tee bulb and fastens to the tee web. The clip has two tow wings that connect to the wall molding on each side of the tee with screws and friction-fit tabs. Either wing can be snipped off to fit corners or tight spaces. And, the clip adjusts easily to accommodate tees that intersect the wall at an angle other than 90 degrees. The ACM7 clip sustained tremendous forces in tension and compression testing, far greater than would be experienced in a seismic event.



ACM7 Seismic Clip Performance

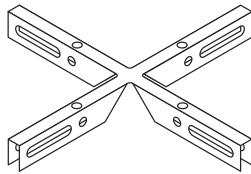
Test	Failure Criteria	Result
Tension Test	Tee fallout/ separation from clip.	> 500.45 load (lbs.). Test stopped at this load, with clip still attached to tee; failure load will exceed this level.
Compression Test	Tee fallout/ separation from clip.	> 324.75 load (lbs.). Test stopped at this load, with clip still attached to tee, maintaining 3/4" clearance from wall; failure load will exceed this level.

Traditional L-shaped clips attach to only one side of the tee web and do not fit over the tee bulb. And, they attach to the molding with only a friction fit, not fasteners, which are required in IBC seismic design categories D, E, and F. With so few contact points and no fasteners on the molding, tees may shift during installation, causing misalignments that can prolong the inspection process, delay approvals and risk system failure in a seismic event.



Suspension Systems

Description

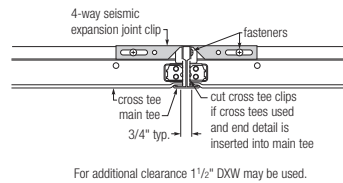
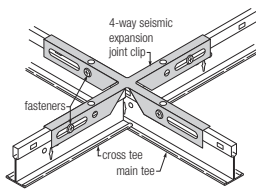


The DONN® brand DH4 seismic expansion joint clip is designed to provide the most robust hold in the most stringent seismic design categories.

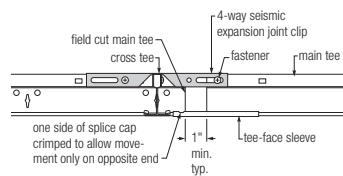
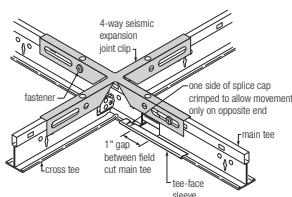
Construction

4-Way Seismic Expansion Joint Clip

A one-piece, multidirectional fastener with a slot that secures the tee while allowing expansion-joint movement. This clip sits on top of the bulb, avoiding interference with light fixtures and ceiling panels.



4-Way Seismic Expansion Joint Clip Alt.



Features & Benefits

- Meets or exceeds all national code requirements.
- Fulfills requirements for IBC Seismic Design Categories A, B, C, D, E and F.
- Provides evidence of compliance (and greatly exceeds) ICC Evaluation Service, Inc. (ICC-ES) AC156 and AC368 requirements.
- Clip placement is over the bulb of the tee and does not interfere with light fixtures.
- Fastener holes and expansion slots enable fail-safe installation.
- Nondirectional and can be used on either main tees or cross tees.
- No special fasteners are required.
- Maintains squareness and strength of suspension system.
- One-piece, solid construction.
- Laboratory certified to greatly exceed all structural and seismic requirements including tension, compression and tee fallout.
- Offers an aesthetically attractive option to traditional control joints. Maintains clean, uninterrupted look.
- Can be used with both heavy-duty and intermediate-duty systems in IBC Seismic Design Categories A, B, C, D, E and F when approved by local jurisdiction authority.
- Lifetime limited warranty.

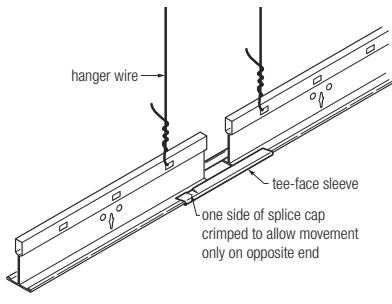
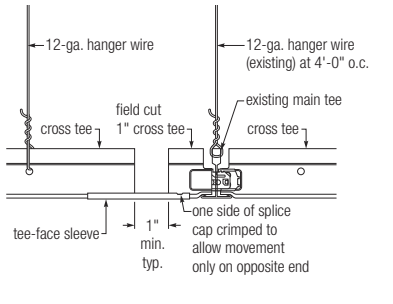
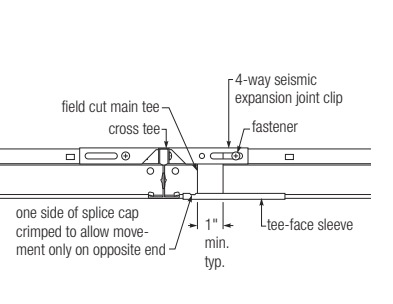
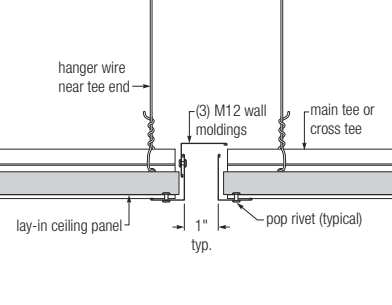
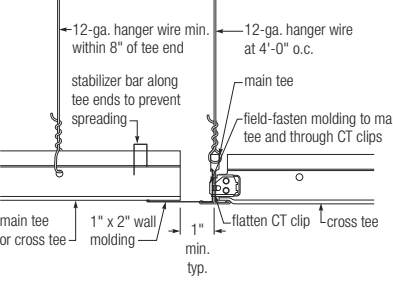
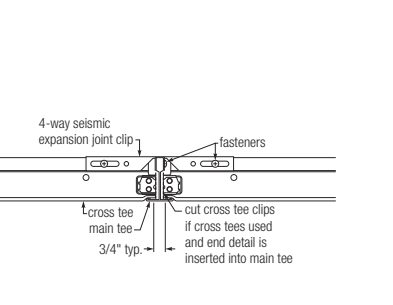
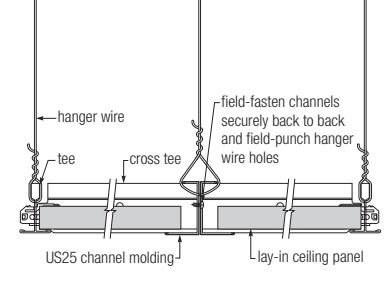
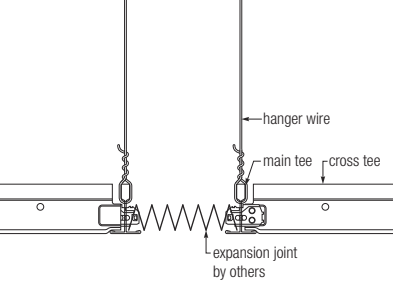
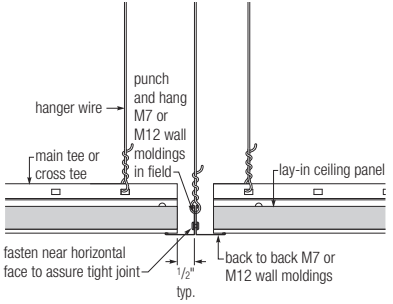
Applications



- All interior general use areas.
- With intermediate and heavy-duty DONN suspension systems, AX, DX®/DXL™, FINELINE® (DXF), FINELINE® 1/8 (DXFF), CENTRICITEE™ (DXT), CE (Controlled Environment), DXSS, DXW, DXLA™ and ZXLA™ (Environmental). DONN ACM7 seismic clip solutions include the code-compliant heavy-duty and intermediate-duty main tee required for Seismic Design Categories A, B, C, D, E and F.

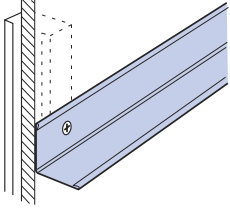
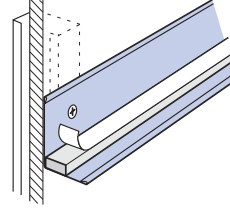
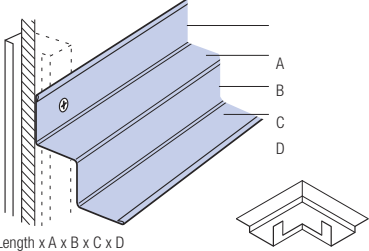
Seismic Separation Joints

When a seismic separation joint is required, USG offers several options that satisfy requirements for installations in IBC seismic design categories A, B, C, D, E, and F. USG conducted full-scale testing and evaluation to qualify the performance of these systems. Practical, easy to install, and designed for minimal visibility, **Down** seismic separation joints represent the best and greatest range of options to satisfy the stringent requirements for all seismic installations. For more information, please refer to certification of performance AC3235.

<p>Tee-Face (Main Tee or Cross Tee) Sleeve Available for DX/DXL, DXT, and DXF/DXFF.</p>  <p>hanger wire</p> <p>tee-face sleeve</p> <p>one side of splice cap crimped to allow movement only on opposite end</p>	<p>Tee-Face (Cross Tee) Sleeve</p>  <p>12-ga. hanger wire</p> <p>field cut main tee</p> <p>1" cross tee</p> <p>existing main tee</p> <p>cross tee</p> <p>tee-face sleeve</p> <p>1" min. typ.</p> <p>one side of splice cap crimped to allow movement only on opposite end</p>	<p>4-Way Seismic Expansion Joint Clip</p>  <p>field cut main tee</p> <p>cross tee</p> <p>4-way seismic expansion joint clip</p> <p>fastener</p> <p>one side of splice cap crimped to allow movement only on opposite end</p> <p>1" min. typ.</p> <p>tee-face sleeve</p>
<p>Expansion Joint – M12 Molding</p>  <p>hanger wire near tee end</p> <p>(3) M12 wall moldings</p> <p>main tee or cross tee</p> <p>lay-in ceiling panel</p> <p>1" typ.</p> <p>pop rivet (typical)</p>	<p>Expansion Joint – M20 Molding</p>  <p>12-ga. hanger wire min. within 8" of tee end</p> <p>stabilizer bar along tee ends to prevent spreading</p> <p>12-ga. hanger wire at 4'-0" o.c.</p> <p>main tee</p> <p>field-fasten molding to main tee and through CT clips</p> <p>main tee or cross tee</p> <p>1" x 2" wall molding</p> <p>1" min. typ.</p> <p>flatten CT clip</p> <p>cross tee</p>	<p>4-Way Seismic Expansion Joint Clip</p>  <p>4-way seismic expansion joint clip</p> <p>fasteners</p> <p>cross tee</p> <p>main tee</p> <p>cut cross tee clips if cross tees used and end detail is inserted into main tee</p> <p>3/4" typ.</p>
<p>Expansion Joint – US28 Molding</p>  <p>hanger wire</p> <p>tee</p> <p>cross tee</p> <p>field-fasten channels securely back to back and field-punch hanger wire holes</p> <p>US25 channel molding</p> <p>lay-in ceiling panel</p>	<p>Expansion Joint – Accordion-Style</p>  <p>hanger wire</p> <p>main tee</p> <p>cross tee</p> <p>expansion joint by others</p>	<p>Expansion Joint – M7 Molding</p>  <p>hanger wire</p> <p>main tee or cross tee</p> <p>punch and hang M7 or M12 wall moldings in field</p> <p>lay-in ceiling panel</p> <p>fasten near horizontal face to assure tight joint</p> <p>1/2" typ.</p> <p>back to back M7 or M12 wall moldings</p>

Suspension Systems Accessories

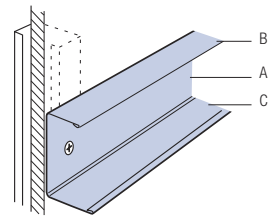
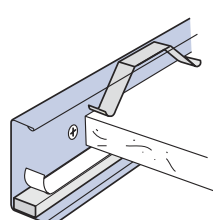
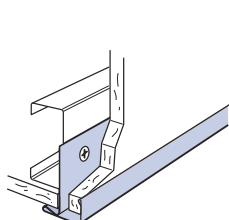
1. M7 and M9 available in color. For colors other than Flat White and Flat Black, packaging is 240 LF per carton.
2. MS154 and MS174 available in color. Packaging remains 300 LF per carton. With colors, only the exposed horizontal leg is painted the special color.

Moldings	Angle Molding	Angle Molding w/Gasket M12CE	Shadow Molding
	Use for standard ceiling perimeters.	Use in clean room applications with DOWN® brand CE suspension system.	Useful for creating reveals at ceiling perimeters. Also helps to hide imperfections in drywall partitions and bulkheads.
			
			Length x A x B x C x D

	Catalog Number	Description	Packaging/Ctn.		
			LF	Pcs.	Wt. (lbs.)
Angle Molding	M7 ¹	12' x 7/8" x 7/8" Wall Molding	480	40	63
	M7A	12' x 7/8" x 7/8" Aluminum Wall Molding	480	40	26
	M7-10	10' x 7/8" x 7/8" Wall Molding	400	40	26
	M7SS	12' x 7/8" x 7/8" Stainless Steel Wall Molding	240	20	31
	M7Z	12' x 7/8" x 7/8" Hot-Dipped Galvanized Steel Wall Molding	480	40	58
	M9 ¹	12' x 9/16" x 15/16" Wall Molding	480	40	55
	M9-10	10' x 9/16" x 15/16" Wall Molding	400	40	23
	M12	10' x 1" x 1 1/2" Wall Molding	250	25	63
	MC11A25	10' x 1" x 1" Aluminum Cap Wall Molding	250	25	39
	M12CE	12' x 1" x 1 1/2" Wall Molding w/ Gaskets, Flat White	240	20	59
	M20	10' x 1" x 2" Wall Molding	250	25	55
	M20HD	10' x 1" x 2" Wall Molding (Heavy-Duty)	250	25	95
	M20SM	10' x 2" x 2" Wall Molding (Seismic Molding)	250	25	80
Shadow Molding	MS124	12' x 15/16" x 1/4" x 5/16" x 15/16" Shadow Molding	300	25	46
	MS134	12' x 9/16" x 1/4" x 5/16" x 3/4" Shadow Molding	300	25	37
	MS144	12' x 3/4" x 3/8" x 1/2" x 3/4" Shadow Molding	300	25	48
	MS154 ²	12' x 7/8" x 3/4" x 3/4" x 7/8" Shadow Molding	300	25	67
	MS164	12' x 3/4" x 3/4" x 3/4" x 3/4" Shadow Molding	300	25	62
	MS174 ²	12' x 1" x 3/8" x 3/8" x 9/16" Shadow Molding	300	25	43
	MS274	10' x 7/8" x 3/4" x 9/32" x 1-1/4" Seismic Shadow Molding	200	20	54

Inside and outside corner moldings available. See page 236.

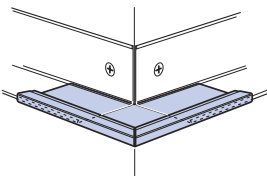
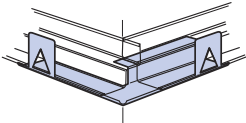
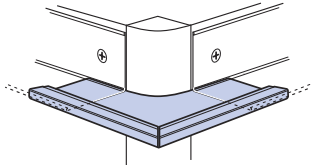
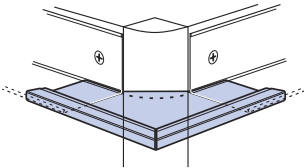
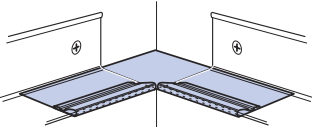
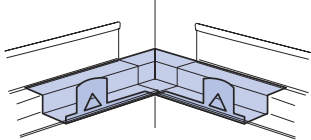
Suspension Systems Accessories

US Channel Wall Molding	US Channel Wall Molding w/Gasket US28CE	F-Molding
Use with C-8 clip to hold down perimeter ceiling panels.	Use with C-8 clip in cleanroom application with DOWN CE suspension system.	Use F-molding to create ceiling "breaks," soffits; changes in elevation.
 <p>Length x A x B x C</p>		

	Catalog Number	Description	Packaging/Ctn.		
			LF	Pcs.	Wt. (lbs.)
US Channel Wall Molding	US12	10' x 3/4" x 1/2" x 1" U-Molding	500	50	44
	US20	10' x 1-1/4" x 1/2" x 1" U-Molding	300	30	57
	US28	10' x 1-11/16" x 1/2" x 1" U-Molding	300	30	63
	US31	10' x 1-15/16" x 1/2" x 1" U-Molding	300	30	70
	UA25	10' x 1-9/16" x 1/2" x 1" Aluminum U-Molding	300	30	33
	US28CE	10' x 1-11/16" x 1/2" x 1" U-Molding w/ gaskets, Flat White	300	30	63
F-Molding	MF8	10' x 1/2" F-Molding (for 1/2" panels)	100	10	28
	MF10	10' x 5/8" F-Molding (for 5/8" panels)	100	10	29


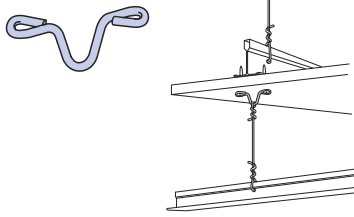
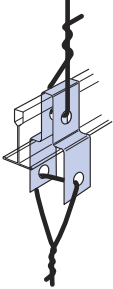
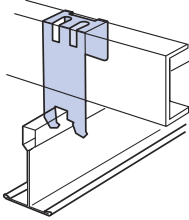
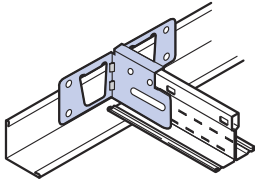
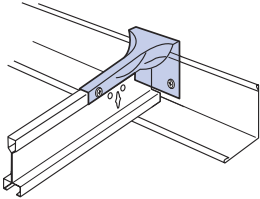
For information about the C-8 clip, see page 240.

Suspension Systems Accessories

Molding Accessories	Square-Molding Corner Clip JS	Outside Corner JS174	Radius-Molding Corner Clip JH, JB
	Use with angle molding. 	Use with MS174 shadow molding. 	Use for radius or "bullnose" corners. 
	Field-Modified Corner JM16	Inside-Corner Angle Mold A2	Prefabricated Shadowline Corners
	Cut clip to fit field condition. 	Use with angle molding. 	

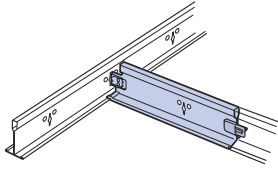
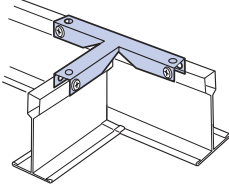
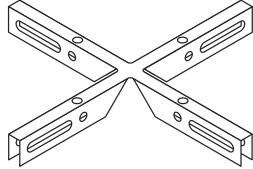
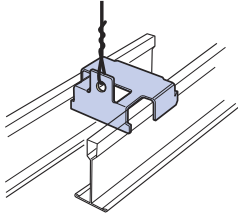
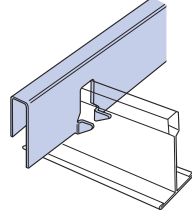
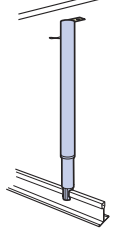
	Catalog Number	Description	Packaging/Ctn.	
			Pcs.	Wt. (lbs.)
Flat Corners	JS9	Square 90° Outside Corner Cap for 9/16" Molding	100	3
	JS14	Square 90° Outside Corner Cap for 7/8" Molding	100	3
	JS16	Square 90° Outside Corner Cap for 1" Molding	100	3
	JS174	Square 90° Outside Corner Cap for MS174 Shadow Molding	50	1.5
	JH9	1" Radius 90° Outside Corner Cap for 9/16" Molding	100	3
	JH12	1" Radius 90° Outside Corner Cap for 3/4" Molding	100	3
	JH14	1" Radius 90° Outside Corner Cap for 7/8" Molding	100	3
	JH15	1" Radius 90° Outside Corner Cap for 15/16" Molding	100	3
	JH16	1" Radius 90° Outside Corner Cap for 1" Molding	100	3
	JB14	3/4" Radius 90° Outside Corner Cap for 7/8" Molding	100	3
	JB16	3/4" Radius 90° Outside Corner Cap for 1" Molding	100	3
	JM16	Field-Modified Corner for 1" Molding	100	3
	A2	Inside Corner Cap for 7/8" Molding	200	4
Shadowline	A134-7	Inside Corner Cap for MS134 Shadow Molding (3/4" Leg)	50	1.5
	JS134-7	Square 90° Outside Corner Cap for MS134 Shadow Molding (3/4" Leg)	50	1.5
	A134-9	Inside Corner Cap for MS134 Shadow Molding (9/16" Leg)	50	1.5
	JS134-9	Square 90° Outside Corner Cap for MS134 Shadow Molding (9/16" Leg)	50	1.5
	A174	Inside Corner Cap for MS174 Shadow Molding	50	1.5
	A274	Inside Corner Cap for MS274 Shadow Molding	50	1.5
	JS274	Square 90° Outside Corner Cap for MS274 Shadow Molding	50	1.5

For special lengths, contact your Customer Service representative. Hanger wire complies with Federal Specification QA-W-461H.

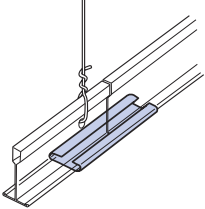
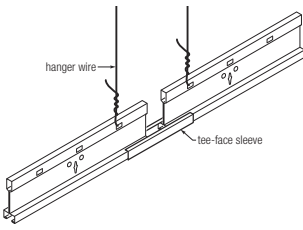
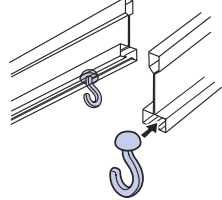
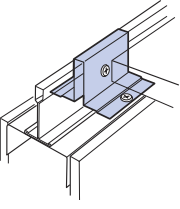
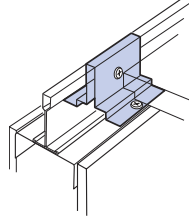
Grid Installation Accessories	Galvanized Hanger Wire A Use to suspend acoustical ceilings. Also use for flat and curved USG drywall suspension system. 	Drywall Grid Hanger Clip B Use to suspend secondary ceiling. 	Grid Load Transfer Bracket C Use to suspend secondary ceiling 
	Furring Clip for Grid to Channel D Use to connect grid to 1-1/2" channel. 	Seismic Attachment Clip for DX to Wall Angle E Use to attach grid at perimeter to avoid the use of pop rivets. 	Molding Attachment Clip F 

	Catalog Number	Description	Packaging/Ctn.		Detail Key
			Pcs.	Wt. (lbs.)	
Galvanized Hanger Wire Consult Customer Service for available lengths in your area.	215109	12-Gauge Wrapped 12 ft.; 50 lb. bundle	140	50	A
	217128	12-Gauge Wrapped 12 ft.; 36 lb. bundle	100	36	A
	217268	12-Gauge Wrapped 16 ft.	100	48	A
Grid to Primary Support	DGHC	Drywall Grid Hanger Clip	100	1.5	B
	256860	Grid Load Transfer Bracket, 15/16" grid	250	13	C
	256861	Grid Load Transfer Bracket, 9/16" grid	250	13	C
	256862	Grid Load Transfer Bracket, 1-1/2" grid	250	13	C
	V14	Furring Clip for Grid to Channel	500	45	D
Grid to Molding	ACM7	Seismic Attachment Clip to Wall Angle	100	7	E
	MAC2	Molding Attachment Clip	100	3	F

Suspension Systems Accessories

Grid Installation Accessories	MT/CT Converter G Converter changes main-tee direction 90° from adjacent main tee. 	3-Way Off-Module Connector H Use with cross tees and main tees that are the same height. 	4-Way Seismic Expansion Joint Clip I Use with cross tees and main tees that are the same height. 
	Paired Main-Tee Clip J Use for linear air diffusers; use only with DX®/DXL™, DXLA™, DXT, ZXLA™, FINELINE® (DXF), FINELINE® 1/8 (DXFF), and CENTRICTEE™ (DXT/DXLT). 	Stabilizer Bar K Use to stabilize grid installation without cross tees. 	Seismic Compression Post L See Compression Post Technical Data Sheet #SC2497. Listed with ICBO Report #2244, ICC-ESR-1222. 

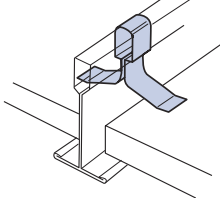
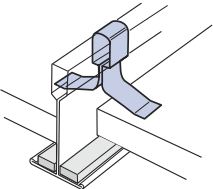
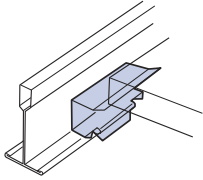
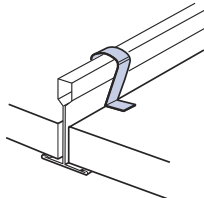
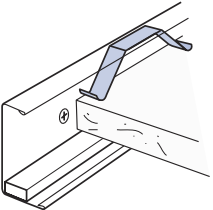
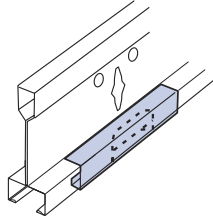
	Catalog Number	Description	Packaging/Ctn.			Detail Key
			LF	Pcs.	Wt. (lbs.)	
Tee-to-Tee	DXMT/CT	9" x 1-1/2" MT/CT Converter, changes MT direction	45	60	13	G
	DH3	3-Way Off-Module Connector	-	100	3	H
	DH4	4-Way Seismic Expansion Joint Connector	-	100	4	I
	V-32	Paired Main-Tee Clip (2" separation center to center)	-	100	3	J
Stabilizer Bars	SB12	18" Stabilizer Bar	200	200	27	K
	SB24	2' Stabilizer Bar	400	200	52	K
	SB36	3' Stabilizer Bar	300	100	40	K
	SB48	4' Stabilizer Bar	400	100	50	K
	SB48-24	4' Stabilizer Bar notched 2' on center	400	100	50	K
	SB60	5' Stabilizer Bar	500	100	64	K
	CC15-4-2	4' Stabilizer Bar notched 2' on center	200	50	27	K
Seismic Compression Posts	VSA18/30	Adjustable 18" to 30"	-	1	2.0	L
	VSA30/48	Adjustable 30" to 48"	-	1	2.5	L
	VSA48/84	Adjustable 48" to 84"	-	1	4.5	L
	VSA84/102	Adjustable 84" to 102"	-	1	7.5	L

Grid Installation Accessories	Standard-Face Tee-Face Sleeve M Use to cut in tees to existing system. Available for 15/16" and 9/16" systems.	FINELINE Tee-Face Sleeve N Use to cut in tees to existing system. Available for 1/4"- and 1/8"- reveal systems.	Accessory Hanger Hook P Remove top clip for use with standard 1/4" FINELINE suspension system.
			
	Partition Attachment Clip Q1 Use for square-edge panels.	Partition Attachment Clip Q2 Use with reveal-edge panels.	
			

	Catalog Number	Description	Packaging/Ctn.		Detail Key
			Pcs.	Wt. (lbs.)	
Tee Accessories	TFS-1	Tee-Face Sleeve (3" long) for 15/16" DX/DXL Systems	250	10	M
	TFS-2	Tee-Face Sleeve (3" long) for 9/16" DXT Systems	250	10	M
	TFS-3	Tee-Face Sleeve (3" long) for DXF Systems with 1/4" Reveal	250	10	N
	TFS-4	Tee-Face Sleeve (3" long) for DXFF Systems with 1/8" Reveal	250	10	N
	TFC-1	Tee-Face Cover (2" long)	100	1	O
	AH1	Accessory Hanger Hook (white injection molded)	50	1	P
Partition Attachment	PAC15-SQ	Partition Clip for 15/16" or 9/16" SQ panels (245339)	100	8	Q1
	PAC15-SL	Partition Clip for 15/16" SL panels (254340)	100	8	Q2
	PAC 9-FL	Partition Clip for 9/16" FL panels (254341)	100	8	Q2

Suspension Systems Accessories

Grid Installation Accessories

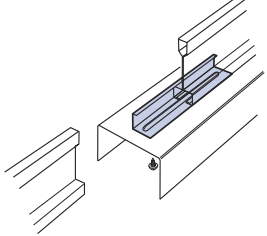
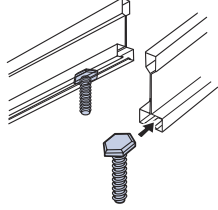
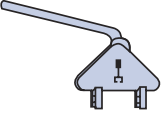
<p>Hold-Down Clip—Fire-Rated Grid Q1</p> <p>Use when required in some fire-rated assemblies.</p> 	<p>Hold-Down Clip Q2</p> <p>Use to maintain a cleanroom seal with DOWN CE suspension system.</p> 	<p>Accessible Hold-Down Clip R</p> <p>Use as a hold-down clip for 5/8" panels. Provides ready accessibility.</p> 
<p>Variable Hold-Down Clip S</p> <p>Use for 5/16" to 3/4" panels.</p> 	<p>Wall Spring Clip T</p> <p>Use to hold down perimeter ceiling panels. Useful for maintaining cleanroom seal with US28CE molding.</p> 	<p>Miter Closure Clip for FINELINE system U</p> <p>For closing off unused miters.</p> 

	Catalog Number	Description	Packaging/Ctn.		Detail Key
			Pcs.	Wt. (lbs.)	
Hold-Down Clips	L15	Hold-Down Clip—for 5/8" fire-rated panels	1000	7	Q1
	L15CE	Hold-Down Clip—for panels in cleanroom applications	500	3.5	Q2
	L45	Accessible Hold-Down Clip for 5/8" panels	1000	15	R
	V15	Variable Hold-Down Clip	1000	8	S
	C-8	Wall Spring Clip	2000	29	T
	C-8CE	Wall Spring Clip (same clip as C-8; smaller quantity)	500	8	T
	MCC3	2" Miter Closure Clip for 1/8" FINELINE suspension system	50	1	U
	MCC2	2" Miter Closure Clip for standard FINELINE suspension system	50	1	U

Suspension Systems Accessories

Notes

C-8CE is the same clip in smaller quantity.

Grid Installation Accessories	Partition Attachment Clip V	T-Bolt W	FINELINE Cut-Off Die X
	<p>Use for closing off unused miters.</p> 	<p>Use to bolt-attach partitions, signage or pendant-mounted indirect lighting.</p> 	<p>Use to field-cut FINELINE tees.</p> 

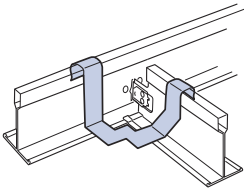
	Catalog Number	Description	Packaging/Ctn.		Detail Key
			Pcs.	Wt. (lbs.)	
FINELINE Accessories	MCC3	2" Miter Closure Clip for 1/8" FINELINE suspension system	50	1	V
	MCC2	2" Miter Closure Clip for standard FINELINE suspension system	50	1	V
	MAC2	Molding Attachment Clip for FINELINE suspension system	100	3	W
	PAC1	3" Partition Attachment Clip	50	1	V
	TB1	1" x 1/4" - 20 T-Bolt	100	1	W
	FC1	FINELINE Suspension System Cut-Off Die (scaffold mount)	1	10	X

Suspension Systems Accessories

Light-Fixture Accessories

Light-Fixture Clip

For CENTRICITEE suspension system; use black clips with parabolic fixtures. Cross tee must be connected to main tee.

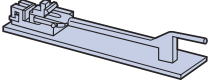
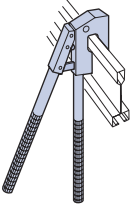
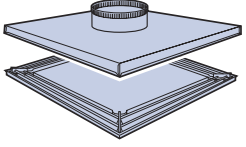


	Catalog Number	Description	Packaging/Ctn.	
			Pcs.	Wt. (lbs.)
Light-Fixture Clip	LFC	Light-fixture Clip (specify Flat White or Flat Black)	100	2

Suspension Systems Accessories

Notes

- * One carton contains six 12-oz. cans. Paints will not be shipped air freight.
- ** Specify color number from price list.

Miscellaneous Accessories	Universal Field Cross-Tee Hole Tool	Hand-Held Field Cross-Tee Hold Tool	Air Diffuser
	For all DOWN suspension systems. 	For all DOWN suspension systems. 	Field-cut foil-backed ceiling panel to fit diffuser face. Use with FINELINE and CENTRICITEE suspension systems. 

	Catalog Number	Description	Packaging/Ctn.	
			Pcs.	Wt. (lbs.)
Cross-Tee Hole Punches	215738	Universal Field Cross-Tee Hole Tool	1	30
	200308	Hand-Held Cross-Tee Hole Tool	1	5
	204755	Replacement Die Block for Universal Cross-Tee Tool	1	1
	276759	Replacement Die Block for Hand-Held Cross-Tee Tool	1	1
	214418	Replacement Punch for Universal Cross-Tee Tool	1	1
	276760	Replacement Punch for Hand-Held Cross-Tee Tool	1	1
Touch-Up Paint	B14	Flat Black Spray Paint (205)*	6	7
	B13	Flat White Spray Paint (050)*	6	7
	PC15 GAL	Standard Gallon**	1	12
	PC16 QT	Standard Quart**	1	3
	PC19 GAL	Custom Gallon	1	12
	PC20 QT	Custom Quart	1	3
Air Diffusers Recommended for use with 9/16" systems	AD16	2' x 2' 1 Slot with 6" Collar	1	7
	AD18	2' x 2' 1 Slot with 8" Collar	1	7
	AD26	2' x 2' 2 Slot with 6" Collar	1	8
	AD28	2' x 2' 2 Slot with 8" Collar	1	8
	AD38	2' x 2' 3 Slot with 8" Collar	1	8
	AD310	2' x 2' 3 Slot with 10" Collar	1	9
	AD410	2' x 2' 4 Slot with 10" Collar	1	10
	AD412	2' x 2' 4 Slot with 12" Collar	1	10

Logix™ Integrated Ceiling Systems

Selectors


Page	
250	LOGIX Linear Modules
251	LOGIX Basic Modules
264	LOGIX Channel Interface Options

Product Information

Page	
247	LOGIX Basic
248	LOGIX Linear
262	LOGIX Panels
265	LOGIX Suspension Systems

Put Everything on the Line

2' x 6' HALCYON *CLIMAPLUS*
field panels, 6" x 48"
HALCYON *CLIMAPLUS* channel
panels, FINELINE DXF
suspension system



Logix Integrated Ceiling Systems

Transform lighting, air vents and other utilities from visual distractions to dramatic design elements by concentrating these fixtures on narrow bands running the length of a ceiling. Suddenly, the ceiling is neat and orderly, allowing wide-open spaces uninterrupted by mechanical components.

Logix integrated ceiling systems are designed to work with light fixtures available from many manufacturers. Visit USGDesignStudio.com for details.

Accolade 5 fixture by allight



Avenue 6 fixture by Focal Point



2' x 6' HALCYON *CLIMAPLUS*
field panels, 6" x 48"
HALCYON *CLIMAPLUS* channel
panels, FINELINE DXF
suspension system

Logix Integrated Ceiling Systems

Logix Basic

Logix™ Basic

Channels Intersect Tees

The LOGIX™ Basic system positions channels perpendicular to main tees. Sleek 6" HALCYON *CLIMAPLUS* fiberglass lay-in panels or PANZ metal ceiling panels are positioned adjacent to cross tees and may also be used between fixtures, creating a more integrated appearance.

Avenue 6 fixture by Focal Point

6" x 48" Panz utility panel with C116D perforation


30" x 60" HALCYON CLIMAPlus
field panels, 6" x 12"
perforated LOGIX connector
panels, CENTRICITEE DXT
suspension system

Logix™ Linear

Channels Uninterrupted by Tees

The LOGIX™ Linear system positions channels between main tees, allowing you to enliven your design with continuous, functional bands. Main tees on each side of a channel are joined with attractive metal Logix connector panels, perforated or solid, that introduce additional visual interest and provide a great location for sprinkler heads, PA speakers and air return.

When perforated, metal connector brackets provide an ideal location for air return.



30" x 60" HALCYON *CLIMAPLUS*
field panels, 6" x 12"
perforated LOGIX connector
panels, CENTRICITEE DXT
suspension system

Logix Integrated Ceiling Systems

Logix Linear

Logix Integrated Ceiling Systems

The field is fitted with fine-textured HALCYON *CLIMAPLUS* fiberglass panels in a range of standard and large sizes. Choose from three suspension systems including FINELINE DXF. Several manufacturers offer light fixtures, HVAC diffusers and sprinkler solutions designed to integrate with LOGIX ceilings. Visit USGDesignStudio.com for details.

Logix Linear Channels Transform Utilities into a Dramatic Design Element.



Logix Linear Modules

Channels Uninterrupted by Tees


30" x 27" Field Panel 6" x 12" Logix Connector Panel		Logix Linear Selector			
		CENTRICITEE DXT FL Edge	FINELINE DXF FL Edge	FINELINE DXF CEL Edge	
		System with HALCYON Field Panel	LL06H030027DXT	LL06H030027DXF	
		System with PANZ Field Panel	LL06P030027DXT	LL06P030027DXF	
		System with CELEBRATION Field Panel			LL06C030027DXF
20" x 54" Field Panel 6" x 12" Logix Connector Panel		Logix Linear Selector			
		CENTRICITEE DXT FL Edge	FINELINE DXF FL Edge	FINELINE DXF CEL Edge	
		System with HALCYON Field Panel	LL06H020054DXT	LL06H020054DXF	
		System with PANZ Field Panel	LL06P020054DXT	LL06P020054DXF	
		System with CELEBRATION Field Panel			LL06C020054DXF
30" x 54" Field Panel 6" x 12" Logix Connector Panel		Logix Linear Selector			
		CENTRICITEE DXT FL Edge	FINELINE DXF FL Edge	FINELINE DXF CEL Edge	
		System with HALCYON Field Panel	LL06H030054DXT	LL06H030054DXF	
		System with PANZ Field Panel	LL06P030054DXT	LL06P030054DXF	
		System with CELEBRATION Field Panel			LL06C030054DXF

Logix Basic Modules

Channels Intersect Tees

Visit USGDesignStudio.com
web-based design tool with BIM 3-D modeling, specification
generators and integrated product and system selectors

Listed by Module Size

4' x 4' Module	21" x 24" Field Panel 6" x 48" Utility Panel	CENTRICITEE DXT FL Edge	DX/DXL SQ Edge	SL Edge	FINELINE DXF FL Edge
	HALCYON Field Panel	98195			98195
	HALCYON Channel Panel	98198			98198
	PANZ Channel Panel (Smooth)	256820			256820
	PANZ Channel Panel (C116 Perf.)	257176			257176
	PANZ Channel Panel (C116D Perf.)	256471			256471
	Main Tee	DXT24/26			DXF144/21
	Cross Tee 1	DXT422/424			DXF21
	Cross Tee 2	DXT21			DXF429N
	Cross Tee 3	—			DXF429S
	Ceiling Schematic 	Ceiling Plan 			field panel channel panel
4' x 4' Module	24" x 42" Field Panel 6" x 48" Utility Panel	CENTRICITEE DXT FL Edge	DX/DXL SQ Edge	SL Edge	FINELINE DXF FL Edge
	HALCYON Field Panel	98196			98196
	HALCYON Channel Panel	98198			98198
	PANZ Channel Panel (Smooth)	256820			256820
	PANZ Channel Panel (C116 Perf.)	257176			257176
	PANZ Channel Panel (C116D Perf.)	256471			256471
	Main Tee	DXT24/26			DXF144/42
	Cross Tee 1	DXT422/424			DXF42
	Cross Tee 2	DXT42			DXF429S
	Ceiling Schematic 	Ceiling Plan 			field panel channel panel

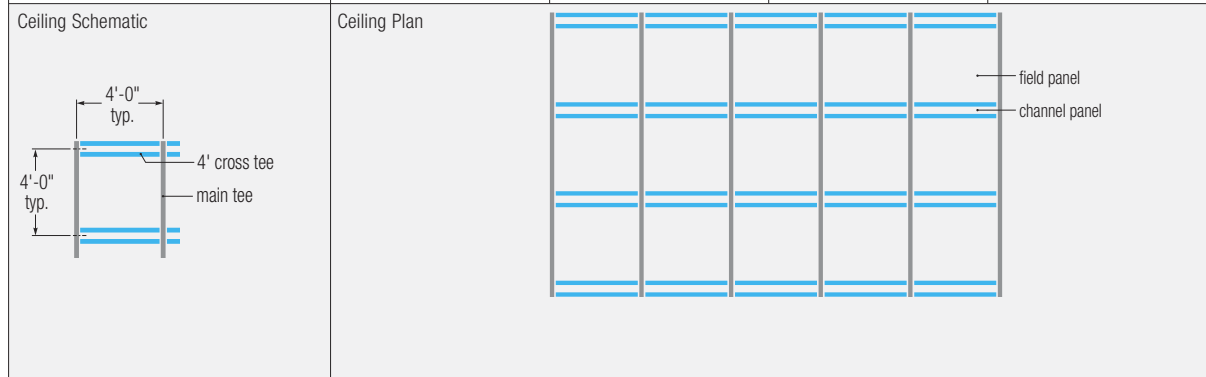
Logix Basic Modules

Channels Intersect Tees

Listed by Module Size

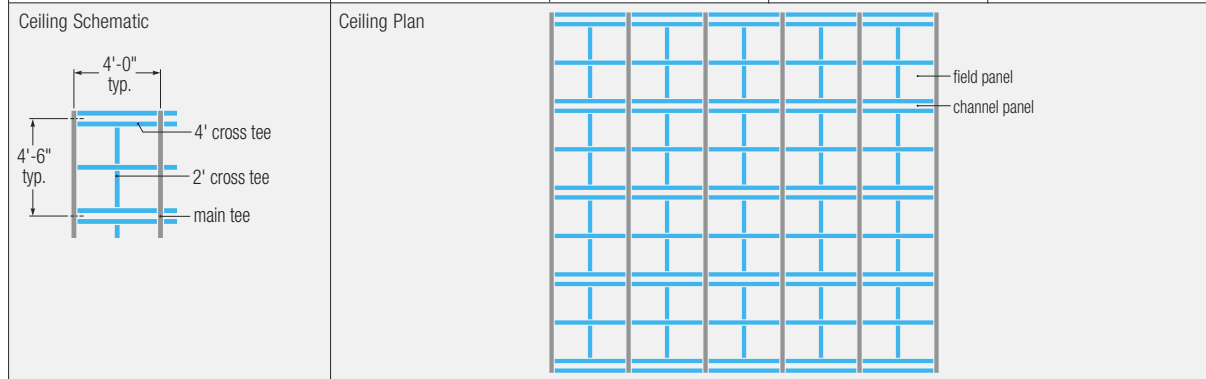
4' x 4' Module

42" x 48" Field Panel 6" x 48" Utility Panel	CENTRICITEE DXT FL Edge	DX/DXL SQ Edge	SL Edge	FINELINE DXF FL Edge
HALCYON Field Panel	98343			98343
HALCYON Channel Panel	98198			98198
PANZ Channel Panel (Smooth)	256820			256820
PANZ Channel Panel (C116 Perf.)	257176			257176
PANZ Channel Panel (C116D Perf.)	256471			256471
Main Tee	DXT24/26			DXF144/42
Cross Tee 1	DXT422/424			DXF429



4'6" x 4' Module

24" x 24" Field Panel 6" x 48" Utility Panel	CENTRICITEE DXT FL Edge	DX/DXL SQ Edge	SL Edge	FINELINE DXF FL Edge
HALCYON Field Panel	98225	98221	98223	98225
HALCYON Channel Panel	98198	97227	99271	98198
PANZ Channel Panel (Smooth)	256820	256768	256819	256820
PANZ Channel Panel (C116 Perf.)	257176	256821	257175	257176
PANZ Channel Panel (C116D Perf.)	256471	256546	256545	256471
Main Tee	DXT24/26	DX/DXL24/26	DX/DXL24/26	DXF108/24
Cross Tee 1	DXT422/424	DX/DXL422/424	DX/DXL422/424	DXF229
Cross Tee 2	DXT222	DX/DXL216	DX/DXL216	DXF429N
Cross Tee 3	—	—	—	DXF429S

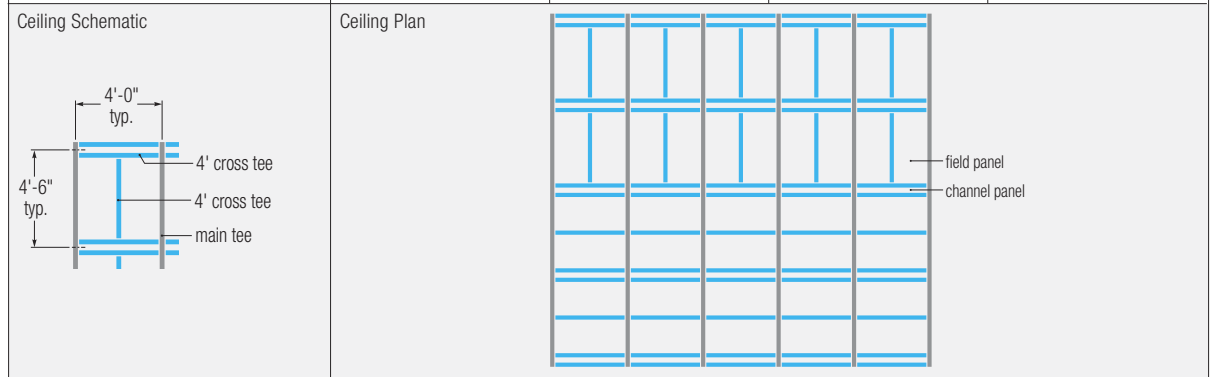


Visit USGDesignStudio.com
 web-based design tool with BIM 3-D modeling, specification
 generators and integrated product and system selectors

Listed by Module Size

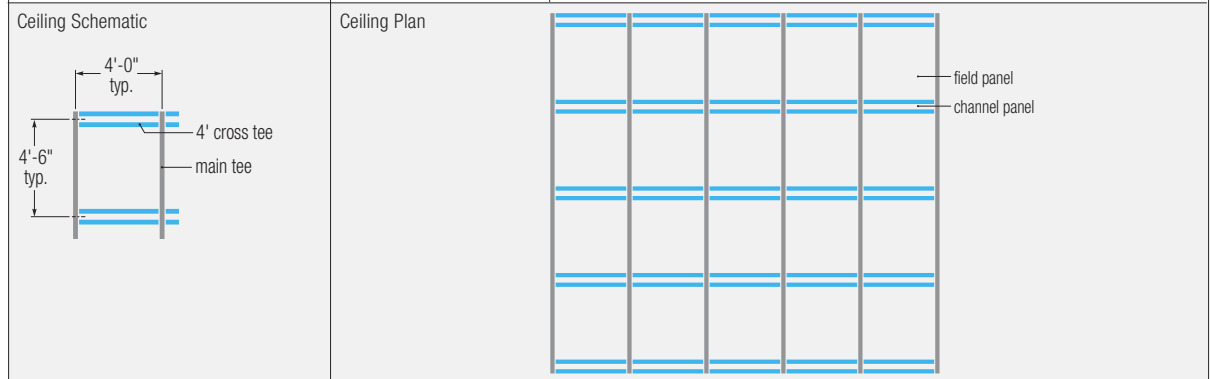
4'6" x 4' Module

24" x 48" Field Panel 6" x 48" Utility Panel	CENTRICITEE DXT FL Edge	DX/DXL SQ Edge	SL Edge	FINELINE DXF FL Edge
HALCYON Field Panel	98245	98241	98243	98245
HALCYON Channel Panel	98198	97227	99271	98198
PANZ Channel Panel (Smooth)	256820	256768	256819	256820
PANZ Channel Panel (C116 Perf.)	257176	256821	257175	257176
PANZ Channel Panel (C116D Perf.)	256471	256546	256545	256471
Main Tee	DXT24/26	DX/DXL24/26	DX/DXL24/26	DXF108/48
Cross Tee 1	DXT422/424	DX/DXL422/424	DX/DXL422/424	DXF429
Cross Tee 2	—	—	—	DXF429S*



4'6" x 4' Module

48" x 48" Field Panel 6" x 48" Utility Panel	CENTRICITEE DXT FL Edge	DX/DXL SQ Edge	SL Edge	FINELINE DXF FL Edge
HALCYON Field Panel	98445	98441	98443	98445
HALCYON Channel Panel	98198	97227	99271	98198
PANZ Channel Panel (Smooth)	256820	256768	256819	256820
PANZ Channel Panel (C116 Perf.)	257176	256821	257175	257176
PANZ Channel Panel (C116D Perf.)	256471	256546	256545	256471
Main Tee	DXT24/26	DX/DXL24/26	DX/DXL24/26	DXF108/48
Cross Tee 1	DXT422/424	DX/DXL422/424	DX/DXL422/424	DXF429



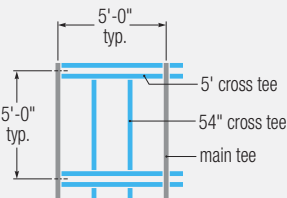
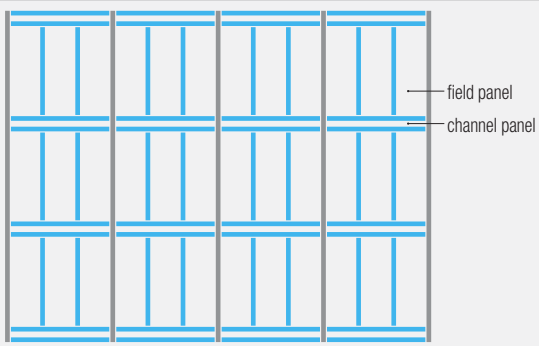
Logix Basic Modules

Channels Intersect Tees

Listed by Module Size

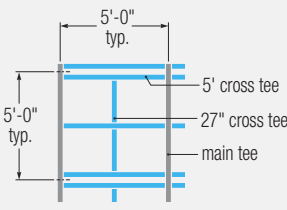

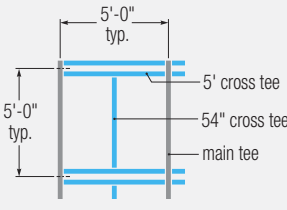



HALCYON *CLIMAPLUS* field and channel panel with FINELINE DXF suspension and Amerlux light fixture

5' x 5' Module				
20" x 54" Field Panel 6" x 60" Utility Panel	CENTRICITEE DXT FL Edge	DX/DXL SQ Edge	SL Edge	FINELINE DXF FL Edge
HALCYON Field Panel	98360			98340
HALCYON Channel Panel	98199			98199
PANZ Channel Panel (Smooth)	258036			258036
PANZ Channel Panel (C116 Perf.)	258894			258894
PANZ Channel Panel (C116D Perf.)	259008			259008
Main Tee	DXT24/26			DXF120/54
Cross Tee 1	DXT524			DXF54
Cross Tee 2	DXT54			DXF529SS
Cross Tee 3	—			
Stabilizer Bar	CC 15 20			CC 15 20
Ceiling Schematic 	Ceiling Plan 			

Visit USGDesignStudio.com
web-based design tool with BIM 3-D modeling, specification
generators and integrated product and system selectors

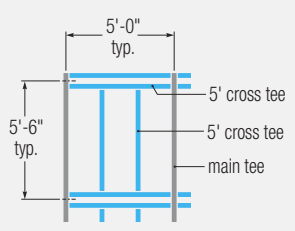
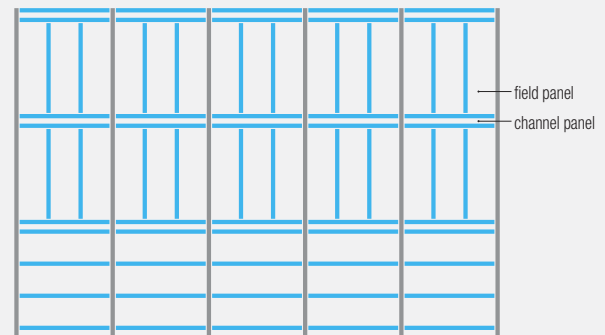
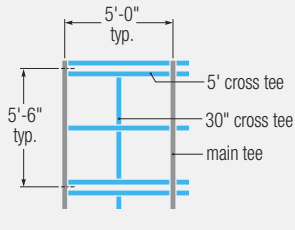

Listed by Module Size

5' x 5' Module	27" x 30" Field Panel 6" x 60" Utility Panel	CENTRICITEE DXT	DX/DXL	SL Edge	FINELINE DXF
		FL Edge	SQ Edge		FL Edge
	HALCYON Field Panel	97333			97333
	HALCYON Channel Panel	98199			98199
	PANZ Channel Panel (Smooth)	258036			258036
	PANZ Channel Panel (C116 Perf.)	258894			258894
	PANZ Channel Panel (C116D Perf.)	259008			259008
	Main Tee	DXT24/26			DXF120/27
	Cross Tee 1	DXT524			DXF27
	Cross Tee 2	DXT27			DXF529N
	Cross Tee 3	—			DXF529S
	Ceiling Schematic 	Ceiling Plan 			
5' x 5' Module	30" x 54" Field Panel 6" x 60" Utility Panel	CENTRICITEE DXT	DX/DXL	SL Edge	FINELINE DXF
		FL Edge	SQ Edge		FL Edge
	HALCYON Field Panel	98359			98359
	HALCYON Channel Panel	98199			98199
	PANZ Channel Panel (Smooth)	258036			258036
	PANZ Channel Panel (C116 Perf.)	258894			258894
	PANZ Channel Panel (C116D Perf.)	259008			259008
	Main Tee	DXT24/26			DXF120/54
	Cross Tee 1	DXT524			DXF54
	Cross Tee 2	DXT54			DXF529S
	Stabilizer Bar	CC 15 30			CC 15 30
	Ceiling Schematic 	Ceiling Plan 			

Logix Basic Modules

Channels Intersect Tees

Listed by Module Size

5'6" x 5' Module				
20" x 60" Field Panel 6" x 60" Utility Panel	CENTRICITEE DXT FL Edge	DX/DXL SQ Edge	SL Edge	FINELINE DXF FL Edge
HALCYON Field Panel	98194	98261	99267	98194
HALCYON Channel Panel	98198	97228	99272	98198
PANZ Channel Panel (Smooth)	258036	257586	257972	258036
PANZ Channel Panel (C116 Perf.)	258894	258037	258845	258894
PANZ Channel Panel (C116D Perf.)	259008	258929	259007	259008
Main Tee	DXT24/26	DX/DXL24/26	DX/DXL24/26	DXF132/60
Cross Tee 1	DXT524	DX/DXL524	DX/DXL524	DXF529
Cross Tee 2	—	—	—	DXF529SS
Stabilizer Bar	CC 15 20	—	—	CC 15 20
Ceiling Schematic 	Ceiling Plan 			
5'6" x 5' Module				
30" x 30" Field Panel 6" x 60" Utility Panel	CENTRICITEE DXT FL Edge	DX/DXL SQ Edge	SL Edge	FINELINE DXF FL Edge
HALCYON Field Panel	98335	98331	98333	98335
HALCYON Channel Panel	98199	97228	99272	98199
PANZ Channel Panel (Smooth)	258036	257586	257972	258036
PANZ Channel Panel (C116 Perf.)	258894	258037	258845	258894
PANZ Channel Panel (C116D Perf.)	259008	258929	259007	259008
Main Tee	DXT24/26	DX/DXL24/26	DX/DXL24/26	DXF132/30
Cross Tee 1	DXT524	DX/DXL524	DX/DXL524	DXF30
Cross Tee 2	DXT30	DX30	DX30	DXF529S
Ceiling Schematic 	Ceiling Plan 			

Visit USGDesignStudio.com
 web-based design tool with BIM 3-D modeling, specification
 generators and integrated product and system selectors

Listed by Module Size

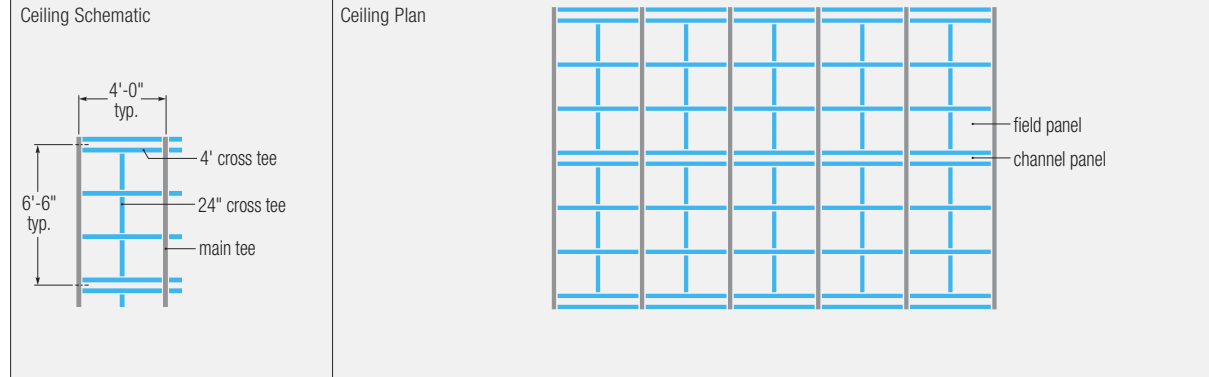
5'6" x 5' Module

30" x 60" Field Panel 6" x 60" Utility Panel	CENTRICITEE DXT FL Edge	DX/DXL SQ Edge	SL Edge	FINELINE DXF FL Edge
HALCYON Field Panel	98336	97266	99270	98336
HALCYON Channel Panel	98199	97228	99272	98199
PANZ Channel Panel (Smooth)	258036	257586	257972	258036
PANZ Channel Panel (C116 Perf.)	258894	258037	258845	258894
PANZ Channel Panel (C116D Perf.)	259008	258929	259007	259008
Main Tee	DXT24/26	DX/DXL24/26	DX/DXL24/26	DXF132/60
Cross Tee 1	DXT524	DX/DXL524	DX/DXL524	DXF529
Cross Tee 2	—	—	—	DXF529S
Stabilizer Bar	CC 15 30	—	—	CC 15 30



6'6" x 4' Module

24" x 24" Field Panel 6" x 48" Utility Panel	CENTRICITEE DXT FL Edge	DX/DXL SQ Edge	SL Edge	FINELINE DXF FL Edge
HALCYON Field Panel	98225	98221	98223	98225
HALCYON Channel Panel	98198	97227	99271	98198
PANZ Channel Panel (Smooth)	256820	256768	256819	256820
PANZ Channel Panel (C116 Perf.)	257176	256821	257175	257176
PANZ Channel Panel (C116D Perf.)	256471	256546	256545	256471
Main Tee	DXT24/26	DX/DXL24/26	DX/DXL24/26	DXF78/24
Cross Tee 1	DXT422/424	DX/DXL422/424	DX/DXL422/424	DXF229
Cross Tee 2	DXT222	DX/DXL216	DX/DXL216	DXF429N
Cross Tee 3	—	—	—	DXF429S



Logix Basic Modules

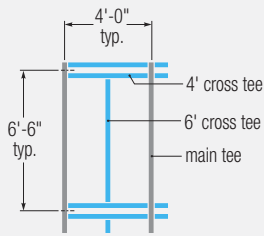
Channels Intersect Tees

Listed by Module Size

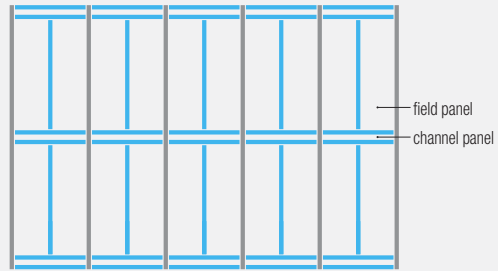
6' 6" x 4' Module

24" x 72" Field Panel 6" x 48" Utility Panel	CENTRICITEE DXT FL Edge	DX/DXL SQ Edge	SL Edge	FINELINE DXF FL Edge
HALCYON Field Panel	98348	97262	99268	98348
HALCYON Channel Panel	98198	97227	99271	98198
PANZ Channel Panel (Smooth)	256820	256768	256819	256820
PANZ Channel Panel (C116 Perf.)	257176	256821	257175	257176
PANZ Channel Panel (C116D Perf.)	256471	256546	256545	256471
Main Tee	DXT24/26	DX/DXL24/26	DX/DXL24/26	DXF78/72
Cross Tee 1	DXT424	DX/DXL424	DX/DXL424	DXF629
Cross Tee 2	DXT624	DX624	DX624	DXF429S
Stabilizer Bar	CC 15 24	—	—	CC 15 24

Ceiling Schematic



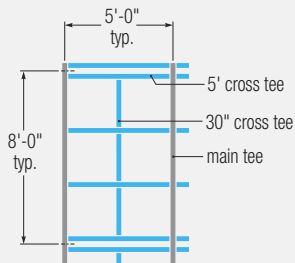
Ceiling Plan




8' x 5' Module

30" x 30" Field Panel 6" x 60" Utility Panel	CENTRICITEE DXT FL Edge	DX/DXL SQ Edge	SL Edge	FINELINE DXF FL Edge
HALCYON Field Panel	98335	98331	98333	98335
HALCYON Channel Panel	98199	97228	99272	98199
PANZ Channel Panel (Smooth)	258036	257586	257972	258036
PANZ Channel Panel (C116 Perf.)	258894	258037	258845	258894
PANZ Channel Panel (C116D Perf.)	259008	258929	259007	259008
Main Tee	DXT24/26	DX/DXL24/26	DX/DXL24/26	DXF96/30
Cross Tee 1	DXT524	DX/DXL524	DX/DXL524	DXF30
Cross Tee 2	DXT30	DX30	DX30	DXF529N
Cross Tee 3	—	—	—	DXF529S

Ceiling Schematic



Ceiling Plan



Visit USGDesignStudio.com
web-based design tool with BIM 3-D modeling, specification
generators and integrated product and system selectors

Listed by Module Size

8' 6" x 4' Module

24" x 24" Field Panel 6" x 48" Utility Panel	CENTRICITEE DXT FL Edge	DX/DXL SQ Edge	SL Edge	FINELINE DXF FL Edge
HALCYON Field Panel	98225	98221	98223	98225
HALCYON Channel Panel	98198	97227	99271	98198
PANZ Channel Panel (Smooth)	256820	256768	256819	256820
PANZ Channel Panel (C116 Perf.)	257176	256821	257175	257176
PANZ Channel Panel (C116D Perf.)	256471	256546	256545	256471
Main Tee	DXT24/26	DX/DXL24/26	DX/DXL24/26	DXF102/24
Cross Tee 1	DXT422/424	DX/DXL422/424	DX/DXL422/424	DXF229
Cross Tee 2	DXT222	DX/DXL216	DX/DXL216	DXF429N
Cross Tee 3	—	—	—	DXF429S

Ceiling Schematic	Ceiling Plan

8' 6" x 4' Module

24" x 96" Field Panel 6" x 48" Utility Panel	CENTRICITEE DXT FL Edge	DX/DXL SQ Edge	SL Edge	FINELINE DXF FL Edge
HALCYON Field Panel	98197	97263	99269	98197
HALCYON Channel Panel	98198	97227	99271	98198
PANZ Channel Panel (Smooth)	256820	256768	256819	256820
PANZ Channel Panel (C116 Perf.)	257176	256821	257175	257176
PANZ Channel Panel (C116D Perf.)	256471	256546	256545	256471
Main Tee	DXT24/26	DX/DXL24/26	DX/DXL24/26	DXF102/96
Cross Tee 1	DXT422/424	DX/DXL422/424	DX/DXL422/424	DXF829
Cross Tee 2	DXT824	DX824	DX824	DXF429S
Stabilizer Bar				CC1524

Ceiling Schematic	Ceiling Plan

Visit USGDesignStudio.com
 web-based design tool with BIM 3-D modeling, specification
 generators and integrated product and system selectors

Listed by Module Size

10'6" x 5' Module

20" x 60" Field Panel 6" x 60" Utility Panel	CENTRICITEE DXT FL Edge	DX/DXL SQ Edge	SL Edge	FINELINE DXF FL Edge
HALCYON Field Panel	98194	98261	99267	98194
HALCYON Channel Panel	98199	97228	99272	98199
PANZ Channel Panel (Smooth)	258036	257586	257972	258036
PANZ Channel Panel (C116 Perf.)	258894	258037	258845	258894
PANZ Channel Panel (C116D Perf.)	259008	258929	259007	259008
Main Tee	DXT24/26	DX/DXL24/26	DX/DXL24/26	DXF126/60
Cross Tee 1	DXT524	DX/DXL524	DX/DXL524	DXF529
Cross Tee 2	—	—	—	DXF529NN
Cross Tee 3	—	—	—	DXF529SS
Stabilizer Bar	CC 15 20			CC 15 20



Logix Panels

30

Year System Warranty
 - No visible sag
 - Mold/mildew protection

HALCYON CLIMAPLUS
 Field Panels

UL Classified

Edge	Panel Size ¹	Class	Item No.	NRC Min.	CAC	LR ²	Color	Grid Options	Anti-Mold & Mildew	Recycled Content ³	Panel Cost
SQ 	20" x 60" x 1"	Class A	98261	.95	20	.88	White	A		41%	\$\$
	2' x 2' x 1"	Class A	98221	.95	20	.88	White	A		41%	\$\$
	2' x 4' x 1"	Class A	98241	.95	20	.88	White	A		41%	\$\$
	30" x 30" x 1"	Class A	98331	.95	20	.88	White	A		41%	\$\$\$
	30" x 60" x 1"	Class A	97266	.95	20	.88	White	A		41%	\$\$\$
	4' x 4' x 1"	Class A	98441	.95	20	.88	White	A		41%	\$\$\$
SL 	20" x 60" x 1"	Class A	99267	.95	20	.88	White	B		41%	\$\$
	2' x 2' x 1"	Class A	98223	.95	20	.88	White	B		41%	\$\$
	2' x 4' x 1"	Class A	98243	.95	20	.88	White	B		41%	\$\$
	30" x 30" x 1"	Class A	98333	.95	20	.88	White	B		41%	\$\$\$
	30" x 60" x 1"	Class A	99270	.95	20	.88	White	B		41%	\$\$\$
	4' x 4' x 1"	Class A	98443	.95	20	.88	White	B		41%	\$\$\$
FL 	20" x 54" x 1"	Class A	98360	.95	20	.88	White	C,D		41%	\$\$\$
	20" x 60" x 1"	Class A	98194	.95	20	.88	White	C,D		41%	\$\$
	21" x 24" x 1"	Class A	98195	.95	20	.88	White	C,D		41%	\$\$\$
	2' x 2' x 1"	Class A	98225	.95	20	.88	White	C,D		41%	\$\$
	24" x 42" x 1"	Class A	98196	.95	20	.88	White	C,D		41%	\$\$\$
	24" x 57" x 1"	Class A	98341	.95	20	.88	White	C,D		41%	\$\$
	24" x 60" x 1"	Class A	96271	.95	20	.88	White	C,D		41%	\$\$
	2' x 4' x 1"	Class A	98245	.95	20	.88	White	C,D		41%	\$\$
	27" x 30" x 1"	Class A	97333	.95	20	.88	White	C,D		41%	\$\$\$
	30" x 30" x 1"	Class A	98335	.95	20	.88	White	C,D		41%	\$\$\$
	30" x 54" x 1"	Class A	98359	.95	20	.88	White	C,D		41%	\$\$\$
	30" x 60" x 1"	Class A	98336	.95	20	.88	White	C,D		41%	\$\$\$
	42" x 48" x 1"	Class A	98343	.95	20	.88	White	C,D		41%	\$\$\$
	4' x 4' x 1"	Class A	98445	.95	20	.88	White	C,D		41%	\$\$\$

A	B	C	D
DX®/DXL™	DX/DXL	CENTRICITEE™ DXT	FINELINE® DXF

Grid Profile
Options

30

Year System Warranty
 - No visible sag
 - Mold/mildew protection

HALCYON CLIMAPLUS Planks

HALCYON CLIMAPLUS Channel Panels

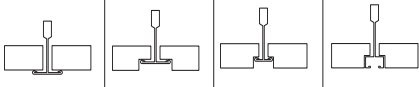
UL Classified												
Edge	Panel Size ¹	Class	Item No.	NRC Min.	CAC	LR ²	Color	Grid Options	Anti-Mold & Mildew	Recycled Content ³	Panel Cost	
SQ 	2' x 6' x 3/4"	Class A	97262	.90	20	.88	White	A		40%	\$\$\$	
	2' x 8' x 3/4"	Class A	97263	.90	20	.88	White	A		40%	\$\$\$	
	SL 	2' x 6' x 1"	Class A	99268	.95	20	.88	White	B		41%	\$\$\$
		2' x 8' x 1"	Class A	99269	.95	20	.88	White	B		41%	\$\$\$
	FL 	2' x 6' x 1"	Class A	98348	.95	20	.88	White	C,D		41%	\$\$\$
		2' x 8' x 1"	Class A	98197	.95	20	.88	White	C,D		41%	\$\$\$
SQ 	6" x 48" x 1"	Class A	97227	.95	20	.88	White	A		41%	\$\$\$\$	
	6" x 60" x 1"	Class A	97228	.95	20	.88	White	A		41%	\$\$\$\$	
	SL 	6" x 48" x 1"	Class A	99271	.95	20	.88	White	B		41%	\$\$\$\$
		6" x 60" x 1"	Class A	99272	.95	20	.88	White	B		41%	\$\$\$\$
	FL 	6" x 48" x 1"	Class A	98198	.95	20	.88	White	C,D		41%	\$\$\$\$
		6" x 60" x 1"	Class A	98199	.95	20	.88	White	C,D		41%	\$\$\$\$

Legend

CLIMAPLUS Inherent Performance⁴
 Fiberglass substrate is inherently resistant to the growth of mold and mildew.

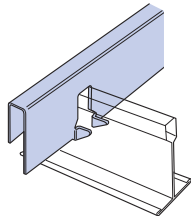
A	B	C	D
DX/DXL	DX/DXL	CENTRICITEE DXT	FINELINE DXF

Grid Profile Options



Stabilizer Bars¹

Use to stabilize grid installation without cross tees



SB12	18" Stabilizer Bar
SB24	2' Stabilizer Bar
SB36	3' Stabilizer Bar
SB48	4' Stabilizer Bar
SB48-24	4' Stabilizer Bar notched 2' on center
SB60	5' Stabilizer Bar
CC15-4-2	4' Stabilizer Bar notched 2' on center
CC15-20	20" Stabilizer Bar
CC15-30	30" Stabilizer Bar

Footnotes

1. Stabilizer Bars recommended for panels 5' and longer. See USG parts list IC532 for details.

Logix Channel Interface Options

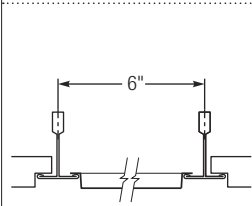
Channel Section

Visit USGDesignStudio.com
for complete details on compatible
utility options and documentation

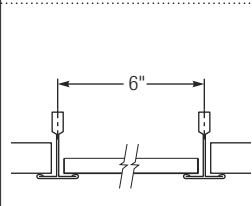
Logix Basic

Acoustical Field Panel: HALCYON CLIMAPLUS
Metal Utility Panel: PANZ or CELEBRATION Panel, 6" Wide x 48" or 60" Long

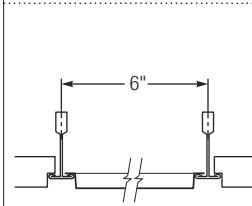
Channel Panel: PANZ
Suspension: DX/DXL
Edge: USL



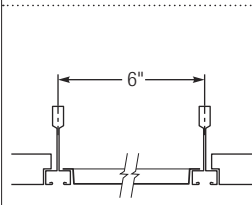
Channel Panel: PANZ
Suspension: DX/DXL
Edge: USQ



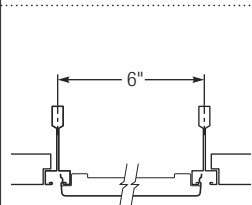
Channel Panel: PANZ
Suspension: FINELINE DXF
Edge: UFL



Channel Panel: PANZ
Suspension: FINELINE DXF
Edge: UFL

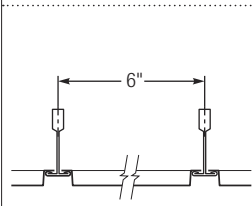


Channel Panel: CELEBRATION
Suspension: FINELINE DXF
Edge: CEL

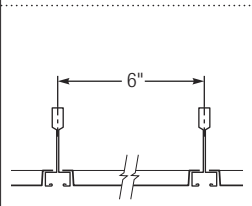


Metal Field Panel: PANZ or CELEBRATION
Metal Channel Panel: PANZ or CELEBRATION Panel, 6" Wide x 48" or 60" Long

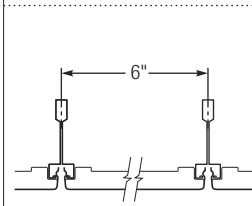
Field and Channel Panel: PANZ
Suspension: CENTRICTEE DXT
Edge: UFL



Field and Channel Panel: PANZ
Suspension: FINELINE DXF
Edge: UFL



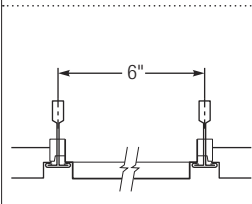
Field and Channel Panel: CELEBRATION
Suspension: FINELINE DXF
Edge: CEL



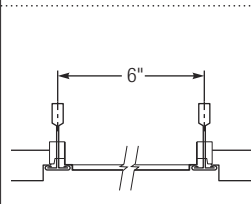
Logix Linear

**6" Wide Uninterrupted Channel Accommodates 48" or 60" Light Fixtures
or HVAC Linear Diffusers with a 12" or 24" Logix Connector Panel**

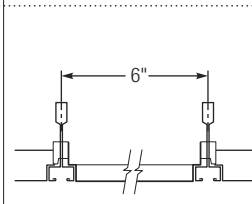
Connector Panel: PANZ
Suspension: CENTRICTEE DXT
Edge: UFL



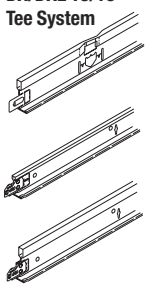






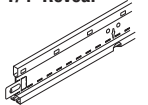
Connector Panel: PANZ
Suspension: CENTRICTEE DXT
Edge: UFM



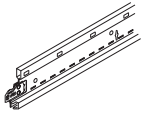
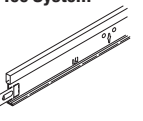
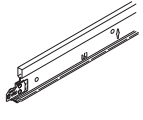
Connector Panel: PANZ
Suspension: FINELINE DXF
Edge: UFL



Logix Suspension Systems

		ASTM Class	Length	Height	Item No.	Class	Seismic Zones		Down Seismic Solutions	Rated Load ^{5,6}		
							UBC	IBC	Categories D, E, F Alternate Method	4' Hanger Spacing	5' Hanger Spacing	6' Hanger Spacing
 <p>DX/DXL 15/16" Tee System</p>	Main Tee	Intermediate Duty	12'	1-1/2"	DX/DXL24		0-4	A-C		12 lbs./LF	6.1 lbs./LF	3.6 lbs./LF
		Heavy Duty	12'	1.64"	DX/DXL26		0-4	A-F		16 lbs./LF	7.3 lbs./LF	4.9 lbs./LF
	Cross Tee 1"		2'	1"	DX/DXL216		0-4	A-F				
	Cross Tee 1-1/2"		30"	1-1/2"	DX30	Class A	0-4	A-F				
			4'	1-1/2"	DX/DXL424		0-4	A-F				
					DX/DXL422	Class A	0-4	A-F				
			5'	1-1/2"	DX/DXL524		0-4	A-F				
			6'	1-1/2"	DX624	Class A	0-4	A-F				
			8'	1-1/2"	DX824	Class A	0-4	A-F				
	 <p>FINELINE DXF 9/16" Tee System with 1/4" Reveal</p>	Main Tee	Intermediate Duty	6-1/2'	1-25/32"	DXF78/24	Class A	0-4		A-C	12 lbs./LF	6.1 lbs./LF
DXF78/72						Class A	0-4	A-C	12 lbs./LF	6.1 lbs./LF	3.6 lbs./LF	
8'				1-25/32"	DXF96/30	Class A	0-4	A-C	12 lbs./LF	6.1 lbs./LF	3.6 lbs./LF	
8-1/2'				1-25/32"	DXF102/96	Class A	0-4	A-C	12 lbs./LF	6.1 lbs./LF	3.6 lbs./LF	
					DXF102/48	Class A	0-4	A-C	12 lbs./LF	6.1 lbs./LF	3.6 lbs./LF	
					DXF102/24	Class A	0-4	A-C	12 lbs./LF	6.1 lbs./LF	3.6 lbs./LF	
9'				1-25/32"	DXF108/24	Class A	0-4	A-C	12 lbs./LF	6.1 lbs./LF	3.6 lbs./LF	
					DXF108/42	Class A	0-4	A-C	12 lbs./LF	6.1 lbs./LF	3.6 lbs./LF	
10'				1-25/32"	DXF120/27	Class A	0-4	A-C	12 lbs./LF	6.1 lbs./LF	3.6 lbs./LF	
					DXF120/54	Class A	0-4	A-C	12 lbs./LF	6.1 lbs./LF	3.6 lbs./LF	
10-1/2'				1-25/32"	DXF126/60	Class A	0-4	A-C	12 lbs./LF	6.1 lbs./LF	3.6 lbs./LF	
11'				1-25/32"	DXF132/30	Class A	0-4	A-C	12 lbs./LF	6.1 lbs./LF	3.6 lbs./LF	
					DXF132/60	Class A	0-4	A-C	12 lbs./LF	6.1 lbs./LF	3.6 lbs./LF	
12'				1-25/32"	DXF144/21	Class A	0-4	A-C	12 lbs./LF	6.1 lbs./LF	3.6 lbs./LF	
	DXF144/42	Class A	0-4		A-C	12 lbs./LF	6.1 lbs./LF	3.6 lbs./LF				

Logix Suspension Systems

	ASTM Class	Length	Height	Item No.	Class	Seismic Zones		Down Seismic Solutions	Rated Load ^{5,6}			
						UBC	IBC	Categories D, E, F Alternate Method	4' Hanger Spacing	5' Hanger Spacing	6' Hanger Spacing	
							☉	⚡				
 Cross Tee		21"	1-25/32"	DXF21	Class A	0-4	A-C					
		2'	1-25/32"	DXF229	Class A	0-4	A-C					
		27"	1-25/32"	DXF27	Class A	0-4	A-C					
		30"	1-25/32"	DXF30	Class A	0-4	A-C					
		42"	1-25/32"	DXF42	Class A	0-4	A-C					
		4'	1-25/32"	DXF429	Class A	0-4	A-C					
				DXF429N	Class A	0-4	A-C					
				DXF429S	Class A	0-4	A-C					
		54"	1-25/32"	DXF54	Class A	0-4	A-C					
		5'	1-25/32"	DXF529	Class A	0-4	A-C					
				DXF529N	Class A	0-4	A-C					
				DXF529S	Class A	0-4	A-C					
				DXF529NN	Class A	0-4	A-C					
				DXF529SS	Class A	0-4	A-C					
	6'	1-25/32"	DXF629	Class A	0-4	A-C						
	8'	1-25/32"	DXF829	Class A	0-4	A-C						
 CENTRICITEE DXT 9/16 Tee System	Intermediate Duty	12'	1-1/2"	DXT24	Class A	0-4	A-C		12 lbs./LF	6.6 lbs./LF		
					UCDXT24'	Class A	0-4	A-C		12 lbs./LF	6.6 lbs./LF	
					UCDXT26'	Class A	0-4	A-C		12 lbs./LF	6.6 lbs./LF	
		Heavy Duty	12'	1-1/2"	DXT26	Class A	0-4	A-F		16 lbs./LF	7.3 lbs./LF	
 Cross Tee		21"	1-1/2"	DXT2122	Class A	0-4	A-F					
		2'	1-1/2"	DXT222	Class A	0-4	A-F					
				DXLT222	☉	0-4	A-F					

	ASTM Class	Length	Height	Item No.	Class	Seismic Zones		Down Seismic Solutions	Rated Load ^{5*}		
						UBC	IBC	Categories D, E, F Alternate Method	4' Hanger Spacing	5' Hanger Spacing	6' Hanger Spacing
CENTRICITEE DXT 9/16" Tee System (continued)	Cross Tee	27"	1-1/2"	DXT2722	Class A	0-4	A-F				
		42"	1-1/2"	DXT4224	Class A	0-4	A-F				
		4'	1-1/2"	DXT422	Class A	0-4	A-F				
				DXT424	Class A	0-4	A-F				
				DXLT424		0-4	A-F				
		54"	1-1/2"	DXT5424	Class A	0-4	A-F				
		5'	1-1/2"	DXT524	Class A	0-4	A-F				
		6'	1-1/2"	DXT624	Class A	0-4	A-F				
8'	1-1/2"	DXT824	Class A	0-4	A-F						

		Length	Item No.
Accessories 	Strut Stabilizer	20"	CC1520
		30"	CC1530
	Stabilizer Bar	2'	SB24
		4'	SB48
		5'	SB60

Physical Data/ Footnotes

HALCYON CLIMAPlus Ceiling Panels:

ASTM E1264 classification
Type XII, Form 2, Pattern G

ASTM E84 surface burning characteristics

Class A
Flame spread: 25
Smoke developed: 50

Weight

0.38 lb./sq. ft. (3/4" panels)
0.47 lb./sq. ft. (1" panels)

Thermal resistance

R-3.3 (3/4" panels)
R-4.4 (1" panels)

Maximum backloading

See Warranty for details.

Maintenance

Can be cleaned easily with a soft brush or vacuum.

Suspension Systems:

Material

CENTRICITEE and DX/DXL systems:
Double-web hot-dipped galvanized steel body; steel cap finished with four-step protective coating.
FINELINE system: Double-web hot-dipped galvanized steel tee.

Recycled content

25%. For details, see the Sustainability selector.

Installation

Must be installed in compliance with ASTM C636, CISCA, and standard industry practices.

ICC Evaluation Service, Inc., Report Compliance

Suspension systems manufactured by USG Interiors, Inc., have been reviewed and are approved by listing in ICC-ES Evaluation Reports. Evaluation Reports are subject to reexamination, revision and possible cancellation. Please refer to USGDesignStudio.com or 800.USG.4YOU for current reports.

L.A. Research Report Compliance

Down brand suspension systems manufactured by USG Interiors, Inc., have been reviewed and are approved by listing in one or more of the following L.A. Research Report numbers: 22179, 23451, 24095.

ASTM C635 Standard for Load Compliance

Systems described here meet or exceed UL load compliance specifications per ASTM C635. Main tees will not deflect more than 1/8" over a 48" span (or L/360) in Light Duty, Intermediate Duty or Heavy Duty categories.


Footnotes

1. Stabilizer bars recommended for panels 5' and longer.
2. LR values are shown as averages.
3. For details, see the Sustainability selector.
4. For details, see *Ceiling Systems Warranties and Limitations* (SC2102) and *CLIMAPlus Ceilings Certification of Performance* (SC2451).
5. Load test data shows uniform load in lbs./LF based on simple span tests in accordance with ASTM C635 deflection limit on L/360.
6. For detailing and module loading, request AC3003QRC.
7. Punched 3" o.c.

Support

Technical Information

Page	
270	Design Studio
274	Recycling
276	Commitment to Seismic R&D
278	Environmental Statement
280	Item Number index
283	Packaging Information
286	Acoustical Ceilings Specifications
289	Suspension Systems Specifications
292	Standard Seismic Applications
293	Alternate Seismic Applications
294	Sound Test Data
296	Lencore Acoustics Sound Masking
298	Fire-Rated Ceiling Assemblies
310	Warranties and Limitations
314	Product Index



Welcome to USG Design Studio


- Online design tool featuring BIM (Revit) content 3-D modeling.
- Specification generators.
- Integrated product and systems selectors.



Your online resource for quick and accurate specification

USG Design Studio is a new, free and fully accessible online resource for architects, designers, specifiers and contractors. This comprehensive web tool provides advanced capabilities and rich information to help you quickly and accurately specify the right products and systems for your interior ceilings, walls and floors. Compare options, choose selections, and make changes on the fly – with just a few clicks of a mouse. USG Design Studio features include:


- 1 Assembly Animations
- 2 Architectural Specifications
- 3 Performance-Rated System Selectors
- 4 Product and System Selectors



1



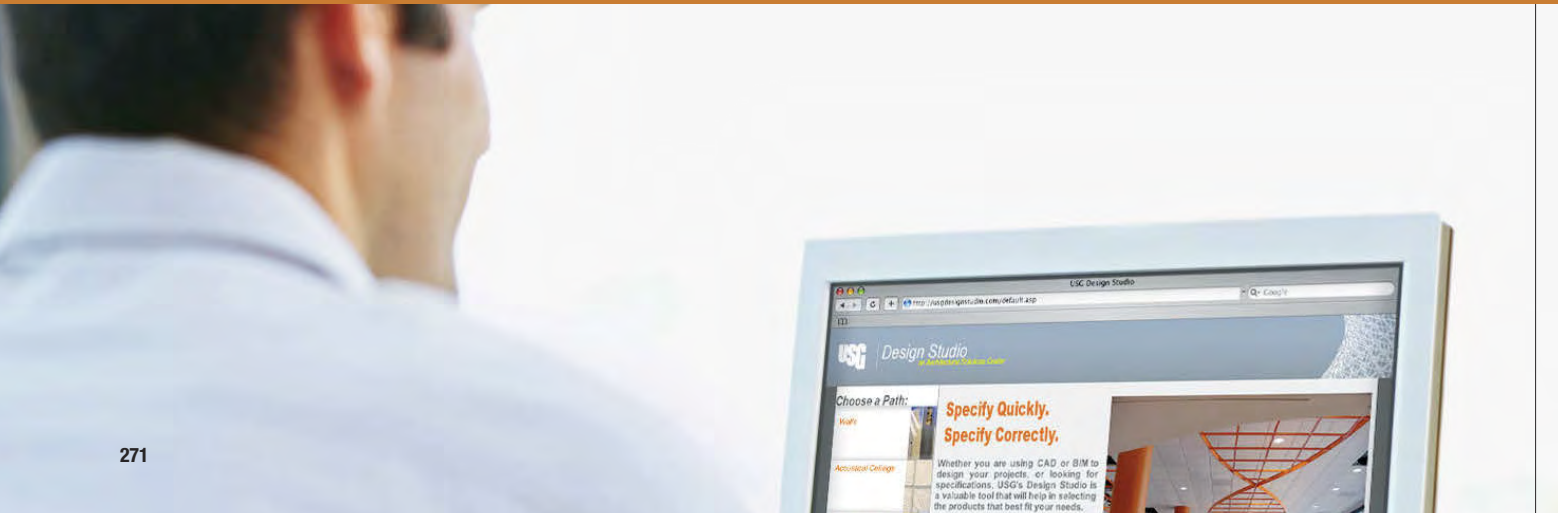
2



3






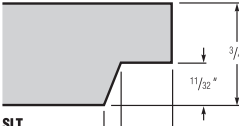
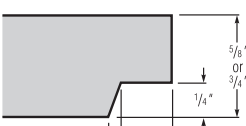
4



Home > Acoustical Ceilings > Edge Dimensions

Edge Dimensions:

Click on the image to download a CAD file of that edge detail with dimensions


Edge Detail			
<p>Square Edge (SQ)</p> 			
	<p>SQ For Cast, Wet-felted, MILLENNIA, MARS, HALCYON, ECLIPSE & Glass</p>		
<p>Shadowline Tapered (SLT)</p> 			
	<p>SLT For ECLIPSE & MILLENNIA</p>	<p>SLT For Wet-felted</p>	



12 ft

USGDesignStudio.com

Assembly Animation



USG Design Studio Features

Begin with a system-by-system navigational path, and select your basic criteria: performance attributes or design attributes. Each brings you tools and options that, from concept to completion, provide the necessary specifications.

Assembly Animations

USG Design Studio hosts the most extensive wall and ceiling CAD library and drawing tools in the industry to help you visualize each system and how multiple systems interrelate. For firms that use **BIM design software**, specifically AutoDesk Revit Architecture, USG has developed **Revit-specific** system families and design templates, so you can change any aspect of your design – and immediately see the impact.

Architectural Specifications

Product selectors throughout the site **generate three-part MasterFormat specifications** tailored to your project needs, provided in Microsoft Word for inclusion in your submittal documents.

Performance-Rated System Selectors

Select the products, systems and assemblies based on design criteria and performance specifications. USG Design Studio even allows you to make **head-to-head comparisons** with competing products!

Product and System Selectors

Wherever you are in USG Design Studio, you always have **immediate access to USG product and data pages**, with product-specific visuals and technical information.


Explore USG Design Studio at USGDesignStudio.com, or ask your USG representative about a guided tour for a comprehensive look at the capabilities and functionality of this exciting new resource.

Ceiling Panel Recycling Program

Turn used ceiling panels into new building products instead of landfill

Now you can recycle your old ceiling panels and still stay on schedule and on budget. In the same time required to haul small loads of old panels to a dumpster, workers can palletize panels as they are removed. Recycling ceiling panels won't happen if it adds to the time and cost of a renovation. That's why we've designed this program to be fast, easy and cost-effective.

Call 800 USG.4YOU



Protect the environment while staying on time and on budget



Reclaiming used ceiling panels is just one part of USG's strong commitment to the environment. We've used recaptured gypsum to manufacture wallboard for more than 30 years, and we're one of the nation's top users of recycled paper. Now, you can help us extend sustainable practices to the end of the product life cycle, bringing protection of resources and the environment full circle.

First, check that your ceiling panels qualify for recycling. If you have any questions, contact your local USG representative or 800.USG.4YOU. Then, remove them as you normally would. Material must be clean, dry and approved by USG. No wood, metal or construction debris of any kind. Panels must not have come into contact with any hazardous material that requires special handling or disposal.

Acceptable for recycling: Ceiling panels manufactured by USG and other manufacturers; primarily mineral fiber ceiling products. Not acceptable: Panels from an installation where hazardous materials have been used, foil-laminate panels, fabric- or vinyl-faced panels, wet, moldy or weathered panels, wood-fiber panels, custom-colored or post-painted panels, or other panels that do not meet our manufacturing process requirements.

Next, stack the panels neatly on 4' x 4' shipping pallets. Double stacking is the most environmentally responsible way to ship. To do this, stack panels no higher than 4'. If you prefer to single-stack the pallets, stack the panels no higher than 6'.

- 1 Place** a USG Ceiling Panel Packaging Label on two of the four pallet faces so that each is clearly visible and stays in place.
- 2 Secure** the panels to pallets with stretch wrap or metal bands.
- 3 Package** the material so that the pallets remain stable. All panels must be straight on pallets and secured within the trailer so that loads won't fall during transit or unloading.

Before you start to stack, make sure that your materials are acceptable, that a USG representative and the owner or owner's representative have signed the USG Recycling Contract, and that you have a pallet jack (and maybe a forklift, depending on the dock) available to move the loaded pallets.

Finally, we'll pay your way, as long as you meet some simple conditions:

- you have a full truckload
- the material has been approved
- a completed contract has been signed
- you call your local USG salesperson at least five days prior to desired pickup.

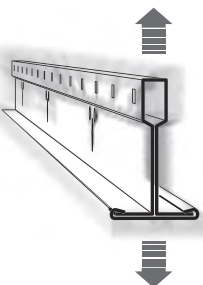
A full truckload is 30,000 square feet, with 22 pallets of 4' x 4' single-stacked (6' in height) on a trailer. If you can't fill a truck, there are other options. Our goal is to prevent recyclable materials from being discarded into landfills.

If you have less than a truckload, call your USG sales representative to learn about other options.




USG has a long history of supporting the development and research of seismic ceiling design and application, and we remain committed to this endeavor through product development, participation in industry associations, and supporting the evolution of building codes as new knowledge and product technologies become available.


Commitment to Seismic Research and Design



DOWN grid is produced with the optimal combination of shape, size, steel gauge and connection details to produce systems with the greatest stiffness and movement resistance.



The advanced connection details used on DOWN grid are nearly double the intersection strength requirement of 180 lbs. of tension and compression for seismic construction.



Extensive seismic testing proves the advanced connection details along with the systems' optimal combination of shape, size, and steel gauge.

Why USG ceiling systems outperform seismic requirements



USG continues to team with the University at Buffalo (SUNY), the Department of Civil, Structural and Environmental Engineering – Structural Engineering and Earthquake Simulation Laboratory (SEESL) as well as the University of California, Berkeley, Earthquake Engineering Research Center (EERC). We are proud to commit significant resources to this ongoing endeavor.

Since 1957 DOWN suspension systems have set the standard, with the optimal combination of shape, size, steel gauge and connection details to produce the tightest systems available, with the greatest lateral and torsional stiffness. For these reasons, suspension systems from USG are proven to greatly exceed the lateral forces experienced in a seismic event.

Seismic testing typically focuses on the suspension system, without minimum weight requirements for ceiling panels and no requirement to include components such as light fixtures and air handling equipment. On the job, however, the suspension system must support and carry the weight of a fully functional ceiling, including ceiling panels that can weigh up to 2 lb./sq. ft. or more.

For this reason, USG tested suspension systems with light fixtures, air handling equipment, and a wide range of USG ceiling panels. This full-scale testing certifies that USG IBC-compliant assemblies accommodate loads 39% heavier than those claimed by competing systems. As demonstrated by these superior test results, no other suspension system can match the tightness and seismic performance of USG suspension systems.

Note that the University at Buffalo and the University of California do not endorse specific products.



Environmental Statement

Visit the USG Sustainable Ceilings Resource Center at sustainableceilings.com

Integrity, dependability and innovation are the standards by which USG operates. We believe that health, safety and environmental well-being are compatible with economic health. We have a longstanding commitment to our employees, our customers and our communities to:

- Provide product and manufacturing solutions that reduce environmental impact
- Eliminate manufacturing waste at our plants
- Use recycled materials in product formulation and development

Reducing Environmental Impact

As a manufacturer, we are dedicated to safeguarding the environment. USG has a solid history of environmental responsibility and is constantly seeking environmentally sound products and manufacturing solutions.

Environmentally friendly alternatives

United States Gypsum Company's FIBEROCK® brand AQUA-TOUGH™ floor underlayment not only incorporates a patented technology that delivers outstanding performance benefits, but also offers an environmentally friendly alternative to conventional wood-based underlayments. Produced on a new manufacturing line at our Gypsum, Ohio plant, FIBEROCK underlayment is made from 100 percent recycled gypsum and 100 percent recycled cellulose fibers, recycled from scraps of cardboard box manufacturing. This plant also produces FIBEROCK® brand AQUA-TOUGH™ interior panel, tile backerboard and sheathing using the same technology.

In recognition of these achievements, United States Gypsum Company has earned independent certification from Scientific Certification Systems (SCS).

Using recaptured gypsum

Recaptured gypsum, also called synthetic gypsum, is a byproduct of several processes including flue gas desulfurization (FGD), which reduces acid rain by removing sulfur dioxide from the emissions of fossil-fuel-burning power plants. Our use of recaptured gypsum reduces the amount of this material that gets disposed in landfills. Wallboard made from recaptured gypsum offers the same properties and benefits as wallboard made from mined gypsum rock.

United States Gypsum Company has used recaptured gypsum to manufacture wallboard since 1974. Currently, we produce 24 percent (2.3 million tons per year) of our total production with recaptured gypsum cores. Nearly 50 percent of our wallboard plants use recaptured gypsum to some degree.

Eliminating Manufacturing Waste

United States Gypsum Company and USG Interiors, Inc. have used environmental control equipment since before the Clean Air Act was passed in 1969. Our plants consume clean fuels, such as low-sulfur oil and natural gas, wherever possible. Water treatment equipment installed at our paper mills and ceiling panel plants recycles water and reduces effluent discharges into municipal treatment systems.

Recycling heat

USG plants also conserve energy by recycling heat. Heat-exchange processes are used throughout our manufacturing operations to conserve energy and maximize efficiency. For example, we use heat from thermal process discharges to warm other parts of the plants.

Reusing waste

Our gypsum plants recycle plant waste back into the manufacturing process. U.S. Gypsum wallboard plants have a 95 percent recovery rate, and part of the remaining 5 percent is repurposed as protective material to support stacks of gypsum panels. Ceiling panels that are chipped or broken during manufacturing are also recycled and then returned to the process.

Using Recycled Materials	The foundation of United States Gypsum Company is built on gypsum rock, which we complement with alternative resources, such as recycled industrial material, post-consumer waste and renewable agricultural sources. Incorporating these alternatives helps to preserve natural resources, support clean air and ease disposal problems for public utilities and other companies.
Reusing byproducts	<ul style="list-style-type: none"> – United States Gypsum Company has used recaptured gypsum to manufacture wallboard for more than 25 years. (See recaptured gypsum section for more information.) – United States Gypsum Company uses fly ash, a byproduct of coal-fired utility plants, in the core of its cement board products. Lignin sulfonate, a byproduct from the paper industry, is also part of the formulation for gypsum wallboard. – USG Interiors, Inc. uses slag, a byproduct of steel manufacturing, in manufacturing mineral wool for acoustical ceiling panels. – USG Interiors, Inc. and U.S. Gypsum use post-industrial wastepaper for its acoustical ceiling panels and wallboard products.
Reusing discarded material	<ul style="list-style-type: none"> – Since the 1960s, United States Gypsum Company has made its own wallboard paper from 100 percent recycled paper including newspapers, phone books, corrugated cartons and cardboard cuttings. – USG Interiors, Inc. grid can be recycled completely by remelting and salvaging the metal. Twenty-five percent of the material used in our steel fabrication plants is recycled. We also use waste newspaper to manufacture acoustical ceiling panels.
Reusing renewable agricultural sources	<ul style="list-style-type: none"> – Our plants use corn and wheat starches as binders in the manufacture of drywall and ceiling products. – These agricultural sources can be harvested and replanted in a continuous cycle of renewal.
Leadership	USG supports environmental initiatives and is involved with a variety of environmental organizations.
U.S. Green Building Council	In 1993, USG helped establish the U.S. Green Building Council (USGBC), a diverse coalition of principal groups involved in the building industry. The council's mission is to promote buildings that are environmentally responsible, profitable and healthy places to live and work.
LEED Program	Developed by the USGBC, the Leadership in Energy and Environmental Design (LEED) program created a building rating system to evaluate environmental performance from a "whole building" perspective, providing a standard for "green building." Credits are earned for satisfying specific building criteria. USG endorses this program by contributing environmentally sound products that help a builder earn credits toward a green building.
National Association of Home Builders	USG is involved in construction recycling demonstration projects with the National Association of Home Builders (NAHB).

Item Number Index

Item Number	Pattern	Page Number	Item Number	Pattern	Page Number
101	"F" FISSURED	132	2130	RADAR	166
102	"F" FISSURED	132	2207	RADAR <i>CLIMAPLUS</i> High-Durability	168
131	"F" FISSURED	132	2210	RADAR <i>CLIMAPLUS</i>	168
132	"F" FISSURED	132	2215	RADAR <i>CLIMAPLUS</i>	168
133	"F" FISSURED	132	2220	RADAR <i>CLIMAPLUS</i>	168
135	"F" FISSURED	132	2225	RADAR <i>CLIMAPLUS</i>	168
136	"F" FISSURED	132	2227	RADAR <i>CLIMAPLUS</i> High-Durability	168
308	BRIO <i>CLIMAPLUS</i>	124	2230	RADAR <i>CLIMAPLUS</i>	168
309	BRIO <i>CLIMAPLUS</i>	124	2310	RADAR	166
400	FROST	138	2311	RADAR	166
414	FROST <i>CLIMAPLUS</i>	140	2315	RADAR	166
415	FROST	138	2320	RADAR	166
418	FROST <i>CLIMAPLUS</i>	140	2407	RADAR <i>CLIMAPLUS</i> High-Durability	168
419	FROST <i>CLIMAPLUS</i>	140	2410	RADAR <i>CLIMAPLUS</i>	168
440	FROST	138	2410P	RADAR <i>CLIMAPLUS</i>	168
450	FROST	138	2415	RADAR <i>CLIMAPLUS</i>	168
460	FROST	138	2420	RADAR <i>CLIMAPLUS</i>	168
490	FROST <i>CLIMAPLUS</i> High-LR	140	2425	RADAR <i>CLIMAPLUS</i>	168
491	FROST <i>CLIMAPLUS</i> High-LR	140	2570	RADAR <i>CLIMAPLUS</i>	168
506	FISSURED	134	2617	RADAR	166
507	FISSURED	134	2618	RADAR	166
560	FISSURED	134	2619	RADAR	166
562	FISSURED	134	2742	RADAR Illusion Two/24	170
585	FISSURED	134	2842	RADAR <i>CLIMAPLUS</i> Illusion Two/24	170
586	FISSURED	134	2844	RADAR <i>CLIMAPLUS</i> Illusion Two/24	170
608	FRESCO <i>CLIMAPLUS</i>	136	2846	RADAR <i>CLIMAPLUS</i> Illusion Two/24	170
609	FRESCO <i>CLIMAPLUS</i>	136	2852	RADAR <i>CLIMAPLUS</i> Illusion Eight/12	170
650	ASPEN	120	2854	RADAR <i>CLIMAPLUS</i> Illusion Eight/12	170
651	ASPEN	120	2862	RADAR <i>CLIMAPLUS</i> Illusion Thirty-Two/6	170
652	ASPEN Illusion Two/24	120	2864	RADAR <i>CLIMAPLUS</i> Illusion Thirty-Two/6	170
701	GLACIER	142	2882	RADAR <i>CLIMAPLUS</i> Illusion Four/48	170
707	GLACIER	142	2884	RADAR <i>CLIMAPLUS</i> Illusion Four/48	170
708	GLACIER	142	2990	RADAR	166
711	GLACIER	142	3200	SHEETROCK Lay-In Ceiling Panel, CLEAN ROOM	184
715	GLACIER	142	3260	SHEETROCK Lay-In Ceiling Panel <i>CLIMAPLUS</i>	184
808	SANDRIFT <i>CLIMAPLUS</i>	182	3270	SHEETROCK Lay-In Ceiling Panel <i>CLIMAPLUS</i>	184
809	SANDRIFT <i>CLIMAPLUS</i>	182	4211	OLYMPIA MICRO <i>CLIMAPLUS</i>	158
815	SANDRIFT (non- <i>CLIMAPLUS</i>)	182	4221	OLYMPIA MICRO <i>CLIMAPLUS</i>	158
990	SUMMIT <i>CLIMAPLUS</i>	186	4231	OLYMPIA MICRO <i>CLIMAPLUS</i>	158
991	SUMMIT <i>CLIMAPLUS</i>	186	4411	OLYMPIA MICRO <i>CLIMAPLUS</i>	158
2110	RADAR	166	4421	OLYMPIA MICRO <i>CLIMAPLUS</i>	158
2115	RADAR	166	4431	OLYMPIA MICRO <i>CLIMAPLUS</i>	158
2120	RADAR	166	4742	OLYMPIA MICRO <i>CLIMAPLUS</i> Illusion Two/24	158
2121	RADAR	166	4744	OLYMPIA MICRO <i>CLIMAPLUS</i>	158
2125	RADAR	166	4800	PEBBLED <i>CLIMAPLUS</i>	160

Item Number	Pattern	Page Number	Item Number	Pattern	Page Number
4801	PEBBLED <i>CLIMAPLUS</i>	160	70003	MILLENNIA <i>CLIMAPLUS</i> Tile	154
4805	PEBBLED <i>CLIMAPLUS</i>	160	70073	ECLIPSE <i>CLIMAPLUS</i> Tile	128
4867	PEBBLED <i>CLIMAPLUS</i>	160	72015	ECLIPSE <i>CLIMAPLUS</i> Pedestals I	130
5893	TOUCHSTONE <i>CLIMAPLUS</i>	188	72215	ECLIPSE <i>CLIMAPLUS</i> Pedestals IV	130
5894	TOUCHSTONE <i>CLIMAPLUS</i>	188	72715	ECLIPSE <i>CLIMAPLUS</i> Pedestals I	130
5896	TOUCHSTONE <i>CLIMAPLUS</i>	188	72716	ECLIPSE <i>CLIMAPLUS</i> Pedestals IV	130
5899	TOUCHSTONE <i>CLIMAPLUS</i>	188	76201	MILLENNIA <i>CLIMAPLUS</i> High-NRC	156
7000G	PREMIER NUBBY <i>CLIMAPLUS</i>	164	76302	MILLENNIA <i>CLIMAPLUS</i> High-NRC	156
7002G	PREMIER NUBBY <i>CLIMAPLUS</i>	164	76505	MILLENNIA <i>CLIMAPLUS</i>	154
7003G	PREMIER NUBBY <i>CLIMAPLUS</i>	164	76575	ECLIPSE <i>CLIMAPLUS</i>	128
7012G	PREMIER NUBBY <i>CLIMAPLUS</i> Foil-Backed	164	76705	MILLENNIA <i>CLIMAPLUS</i>	154
7013G	PREMIER NUBBY <i>CLIMAPLUS</i> Foil-Backed	164	76775	ECLIPSE <i>CLIMAPLUS</i>	128
7050G	PREMIER HI-LITE <i>CLIMAPLUS</i> Twill Perforated	162	76779	ECLIPSE <i>CLIMAPLUS</i>	128
7051G	PREMIER HI-LITE <i>CLIMAPLUS</i> Twill Perforated	162	76901	MILLENNIA <i>CLIMAPLUS</i>	154
7052G	PREMIER HI-LITE <i>CLIMAPLUS</i> Twill Unperforated	162	76907	MILLENNIA <i>CLIMAPLUS</i>	154
7053G	PREMIER HI-LITE <i>CLIMAPLUS</i> Twill Unperforated	162	76975	ECLIPSE <i>CLIMAPLUS</i>	128
7054G	PREMIER HI-LITE <i>CLIMAPLUS</i> Kapok Perforated	162	76979	ECLIPSE <i>CLIMAPLUS</i>	128
7055G	PREMIER HI-LITE <i>CLIMAPLUS</i> Kapok Perforated	162	78080	MILLENNIA <i>CLIMAPLUS</i> Illusion Two/24	154
7056G	PREMIER HI-LITE <i>CLIMAPLUS</i> Kapok Unperforated	162	78085	ECLIPSE <i>CLIMAPLUS</i> Illusion Two/24	130
7057G	PREMIER HI-LITE <i>CLIMAPLUS</i> Kapok Unperforated	162	78505	MILLENNIA <i>CLIMAPLUS</i>	154
8122	ASTRO <i>CLIMAPLUS</i>	122	78575	ECLIPSE <i>CLIMAPLUS</i>	128
8221	ASTRO <i>CLIMAPLUS</i>	122	78705	MILLENNIA <i>CLIMAPLUS</i>	154
8223	ASTRO <i>CLIMAPLUS</i>	122	78775	ECLIPSE <i>CLIMAPLUS</i>	128
8227	ASTRO <i>CLIMAPLUS</i>	122	78780	MILLENNIA <i>CLIMAPLUS</i> Illusion Two/24	154
8241	ASTRO <i>CLIMAPLUS</i>	122	78785	ECLIPSE <i>CLIMAPLUS</i> Illusion Two/24	130
8243	ASTRO <i>CLIMAPLUS</i>	122	78975	ECLIPSE <i>CLIMAPLUS</i>	128
8247	ASTRO <i>CLIMAPLUS</i>	122	86100	MARS <i>CLIMAPLUS</i> High-NRC	152
8322	ASTRO <i>CLIMAPLUS</i>	122	86185	MARS <i>CLIMAPLUS</i>	150
8722	ASTRO <i>CLIMAPLUS</i>	122	86300	MARS <i>CLIMAPLUS</i> High-NRC	152
8742	ASTRO <i>CLIMAPLUS</i> Illusion Two/24	122	86400	Mars <i>CLIMAPLUS</i> High-NRC	152
8744	ASTRO <i>CLIMAPLUS</i> Illusion Two/24	122	86500	Mars <i>CLIMAPLUS</i> High-NRC	152
22111	RADAR <i>CLIMAPLUS</i> High-NRC	172	86785	MARS <i>CLIMAPLUS</i>	150
22121	RADAR <i>CLIMAPLUS</i> High-NRC	172	86830	Mars <i>CLIMAPLUS</i>	150
22127	RADAR <i>CLIMAPLUS</i> High-NRC	172	86985	MARS <i>CLIMAPLUS</i>	150
22310	RADAR <i>CLIMAPLUS</i> High-CAC	172	87100	Mars <i>CLIMAPLUS</i> High-NRC	152
22311	RADAR <i>CLIMAPLUS</i> High-NRC	172	87200	MARS <i>CLIMAPLUS</i> High-NRC	152
55483	ROCK FACE <i>CLIMAPLUS</i>	180	88185	MARS <i>CLIMAPLUS</i>	150
56060	CLEAN ROOM <i>CLIMAPLUS</i> 10M-100M	126	88221	HALCYON <i>CLIMAPLUS</i>	144
56090	CLEAN ROOM <i>CLIMAPLUS</i> 10M-100M	126	88223	HALCYON <i>CLIMAPLUS</i>	144
56091	CLEAN ROOM <i>CLIMAPLUS</i> Class 100	126	88224	HALCYON <i>CLIMAPLUS</i>	144
56099	CLEAN ROOM <i>CLIMAPLUS</i> Class 100	126	88225	HALCYON <i>CLIMAPLUS</i>	144
56335	ROCK FACE <i>CLIMAPLUS</i>	180	88226	HALCYON <i>CLIMAPLUS</i>	144
56380	ROCK FACE <i>CLIMAPLUS</i>	180	88227	HALCYON <i>CLIMAPLUS</i>	144
56644	RADAR Ceramic <i>CLIMAPLUS</i>	174	88785	MARS <i>CLIMAPLUS</i>	150
56645	RADAR Ceramic <i>CLIMAPLUS</i>	174	88985	MARS <i>CLIMAPLUS</i>	150

Item Number Index

Item Number	Pattern	Page Number	Item Number	Pattern	Page Number
89500	MARS <i>CLIMAPLUS</i> High-NRC	152	98331	HALCYON <i>CLIMAPLUS</i>	144
89600	MARS <i>CLIMAPLUS</i> High-NRC	152	98333	HALCYON <i>CLIMAPLUS</i>	144
97221	HALCYON <i>CLIMAPLUS</i>	144	98335	HALCYON <i>CLIMAPLUS</i>	144
97227	HALCYON <i>CLIMAPLUS</i> LOGIX Channel Panel	263	98336	HALCYON <i>CLIMAPLUS</i> LOGIX Field Panel	262
97228	HALCYON <i>CLIMAPLUS</i> LOGIX Channel Panel	263	98343	HALCYON <i>CLIMAPLUS</i> LOGIX Field Panel	262
97241	HALCYON <i>CLIMAPLUS</i>	144	98348	HALCYON <i>CLIMAPLUS</i> Plank	146
97262	HALCYON <i>CLIMAPLUS</i> Plank	146	98359	HALCYON <i>CLIMAPLUS</i> LOGIX Field Panel	262
97263	HALCYON <i>CLIMAPLUS</i> Plank	146	98360	HALCYON <i>CLIMAPLUS</i> LOGIX Field Panel	262
97266	HALCYON <i>CLIMAPLUS</i> LOGIX Field Panel	262	98441	HALCYON <i>CLIMAPLUS</i> Large Size	146
97333	HALCYON <i>CLIMAPLUS</i> LOGIX Field Panel	262	98443	HALCYON <i>CLIMAPLUS</i> Large Size	146
98194	HALCYON <i>CLIMAPLUS</i> LOGIX Field Panel	262	98445	HALCYON <i>CLIMAPLUS</i> Large Size	146
98195	HALCYON <i>CLIMAPLUS</i> LOGIX Field Panel	262	98481	HALCYON <i>CLIMAPLUS</i> Large Size	146
98196	HALCYON <i>CLIMAPLUS</i> LOGIX Field Panel	262	99221	HALCYON <i>CLIMAPLUS</i>	144
98197	HALCYON <i>CLIMAPLUS</i> Plank	146	99223	HALCYON <i>CLIMAPLUS</i>	144
98198	HALCYON <i>CLIMAPLUS</i> LOGIX Channel Panel	263	99225	HALCYON <i>CLIMAPLUS</i>	144
98199	HALCYON <i>CLIMAPLUS</i> LOGIX Channel Panel	263	99241	HALCYON <i>CLIMAPLUS</i>	144
98221	HALCYON <i>CLIMAPLUS</i>	144	99267	HALCYON <i>CLIMAPLUS</i> LOGIX Field Panel	262
98223	HALCYON <i>CLIMAPLUS</i>	144	99268	HALCYON <i>CLIMAPLUS</i> Plank	146
98225	HALCYON <i>CLIMAPLUS</i>	144	99269	HALCYON <i>CLIMAPLUS</i> Plank	146
98241	HALCYON <i>CLIMAPLUS</i>	144	99270	HALCYON <i>CLIMAPLUS</i> LOGIX Field Panel	262
98243	HALCYON <i>CLIMAPLUS</i>	144	99271	HALCYON <i>CLIMAPLUS</i> LOGIX Channel Panel	263
98245	HALCYON <i>CLIMAPLUS</i>	144	99272	HALCYON <i>CLIMAPLUS</i> LOGIX Channel Panel	263
98261	HALCYON <i>CLIMAPLUS</i> LOGIX Field Panel	262			

Packaging Information

The following are packaging quantities and details for USG acoustical ceilings panels.

Product Name	Item Number	Weight/ Carton	Pieces/ Carton	Sq. Ft./ Carton	Ctns/ Pallet
ASPEN	650	54	12	48	20
	651	54	6	48	20
	652	54	6	48	20
ASTRO CLIMAPLUS	8221	60	16	64	16
	8122	55	12	48	20
	8223	60	16	64	16
	8227	60	16	64	16
	8241	60	8	64	18
	8243	58	8	64	18
	8247	61	8	64	18
	8322	60	12	48	20
	8722	57	12	48	20
	8742	59	6	48	20
	8744	59	6	48	20
BRIO CLIMAPLUS	308	48	8	32	28
	309	49	8	32	28
CLEAN ROOM CLIMAPLUS	56060	72	16	64	16
	56090	72	8	64	18
	56091	72	8	64	18
	56099	72	16	64	16
ECLIPSE CLIMAPLUS	70073	45	40	40	18
	76575	49	12	48	20
	ME76775	49	12	46.5	20
	76775	49	12	48	20
	76779	57	12	48	20
	ME76975	49	12	46.5	16
	76975	49	12	48	20
	76979	54	12	48	20
	78575	49	6	48	20
	78775	49	6	48	20
	78975	49	6	48	20
ECLIPSE CLIMAPLUS Illusion and Pedestals	78785	49	6	48	20
	72015	55	12	48	20
	72215	55	12	48	20
	72715	55	12	48	20
	72716	55	12	48	20
	78085	49	6	48	20

Product Name	Item Number	Weight/ Carton	Pieces/ Carton	Sq. Ft./ Carton	Ctns/ Pallet
"F" FISSURED	101	75	48	48	32
	102	75	48	48	32
	131	50	8	32	28
	132	49	8	32	28
	133	49	8	32	28
	135	72	6	48	16
	136	72	6	48	16
FISSURED	506	43	16	64	20
	507	43	8	64	20
	560	42	16	64	20
	562	42	8	64	20
	585	65	16	64	16
	586	65	8	64	18
FRESCO CLIMAPLUS	608	48	8	32	28
	609	49	8	32	28
FROST CLIMAPLUS	414	48	8	32	28
	418	49	8	32	28
	419	49	8	32	28
FROST	400	48	8	32	28
	415	49	8	32	28
	440	48	8	32	28
	450	71	6	48	16
	460	71	6	48	16
FROST CLIMAPLUS High LR	490	48	8	32	28
	491	49	8	32	28
GLACIER	701	70	44	44	32
	707	42	8	32	28
	708	43	8	32	28
	711	66	6	48	16
	715	44	8	32	28

Packaging Information

The following are packaging quantities and details for USG acoustical ceilings panels.

Product Name	Item Number	Weight/ Carton	Pieces/ Carton	Sq. Ft./ Carton	Ctns/ Pallet
HALCYON CLIMAPLUS	88221	24	12	48	28
	88223	47	12	96	14
	88224	46	8	64	14
	88225	24	12	48	28
	88226	47	12	96	14
	88227	24	12	48	28
	97221	25	16	64	28
	97241	49	16	128	14
	98221	23	12	48	28
	98223	23	12	48	28
	98225	23	12	48	28
	98241	45	12	96	14
	98243	45	12	96	14
	98245	45	12	96	14
	98331	35	12	75	14
	98333	35	12	75	14
	98335	35	12	75	14
	99221	22	8	32	28
	99223	22	8	32	28
	99225	22	8	32	28
99241	44	8	64	14	
HALCYON CLIMAPLUS Planks	97262	56	16	192	14
	97263	100	16	256	14
	98197	92	12	192	14
	98348	69	12	144	14
	99268	69	12	144	14
	99269	92	12	192	14
HALCYON CLIMAPLUS Large Sizes	98441	90	12	192	7
	98443	90	12	192	7
	98445	90	12	192	7
	98481	60	4	128	28
	HALCYON CLIMAPLUS Logix Channel Panels	97227	44	48	96
97228		55	48	120	14
98198		46	48	96	14
98199		58	48	120	14
99271		46	48	96	14
99272		58	48	120	14
HALCYON CLIMAPLUS Logix Field Panels	97266	72	12	150	14
	97333	33	12	68	14
	98194	48	12	100	14
	98195	20	12	42	28
	98196	46	12	84	14
	98261	48	12	100	14
	98336	72	12	150	14
	98343	81	12	168	14
	98359	65	12	135	14
	98360	43	12	90	14
	99267	48	12	100	14
	99270	72	12	150	14

Product Name	Item Number	Weight/ Carton	Pieces/ Carton	Sq. Ft./ Carton	Ctns/ Pallet	
MARS CLIMAPLUS	86185	51	12	48	20	
	86785	51	12	48	20	
	86830	45	6	37.5	20	
	86985	51	12	48	20	
	88185	51	6	48	20	
	88785	51	6	48	20	
	88985	51	6	48	20	
	MARS CLIMAPLUS High-NRC	86100	59	10	40	20
86300		59	6	48	20	
86400		45	6	37.5	20	
86500		45	6	37.5	20	
87100		59	10	40	20	
87200		59	10	40	20	
89500		59	6	48	20	
89600		59	6	48	20	
MILLENNIA CLIMAPLUS		70003	51	40	40	18
		76505	51	12	48	20
	76705	51	12	48	20	
	76901	51	6	48	20	
	76907	51	12	48	20	
	78505	51	6	48	20	
	78705	51	6	48	20	
	MILLENNIA CLIMAPLUS Illusion	78080	48	6	48	20
78780		49	6	48	20	
MILLENNIA CLIMAPLUS High-NRC	76201	51	12	48	20	
	76302	50	12	48	20	
OLYMPIA MICRO CLIMAPLUS	4211	64	16	64	20	
	4221	64	16	64	20	
	4231	64	16	64	20	
	4411	64	8	64	20	
	4421	64	8	64	20	
	4431	64	8	64	20	
	4742	64	6	48	20	
	PEBBLED CLIMAPLUS	4800	56	8	64	20
4801		56	16	64	20	
4805		55	16	64	20	
4867		56	8	64	20	
PREMIER HI-LITE CLIMAPLUS		7050G	35	32	128	18
	7051G	35	16	128	18	
	7054G	35	32	128	18	
	7055G	35	16	128	18	
	7052G	35	32	128	18	
	7053G	35	16	128	18	
	7056G	35	32	128	18	
	7057G	35	16	128	18	

Product Name	Item Number	Weight/ Carton	Pieces/ Carton	Sq. Ft./ Carton	Ctns/ Pallet
PREMIER NUBBY CLIMAPLUS	7000G	35	32	128	14
	7002G	35	24	96	14
	7003G	35	12	96	14
	7012G	37	24	96	14
	7013G	37	12	96	14
RADAR	2110	42	16	64	20
	ME2110	42	16	62	16
	2115	74	16	64	16
	ME2120	46	16	64	20
	2120	46	16	62	16
	2121	46	12	48	20
	2125	74	16	64	16
	2130	46	16	64	16
	2310	42	8	64	20
	ME2310	42	8	62	18
	2311	46	6	48	20
	2315	74	8	64	18
	2320	42	8	64	20
	2617	43	8	67	20
	2618	85	6	75	10
	2619	53	8	80	20
	2990	54	48	48	18
RADAR Illusion	2742	46	6	48	20
RADAR CLIMAPLUS High-NRC	22111	58	12	48	20
	22121	58	12	48	20
	22127	58	12	48	20
	22310	73/75	8	64	18
	22311	58	6	48	20
RADAR Ceramic CLIMAPLUS	56644	79	12	48	20
	56645	79	6	48	20
RADAR CLIMAPLUS	2210	46	16	64	20
	2215	74	16	64	16
	2220	48	16	64	20
	ME2220	48	16	62	16
	2225	75	16	64	16
	2230	48	16	64	20
	2410	46	8	64	20
	2410P	46	8	64	20
	ME2410	46	8	62	18
	2415	74	8	64	18
	2420	48	8	64	18
	2425	75	8	64	18
	2570	57	48	48	18

Product Name	Item Number	Weight/ Carton	Pieces/ Carton	Sq. Ft./ Carton	Ctns/ Pallet
RADAR CLIMAPLUS High-Durability	2207	48	16	64	16
	2227	48	16	64	16
	2407	46	8	64	18
RADAR CLIMAPLUS Illusion	2842	46	6	48	20
	2844	46	6	48	20
	2846	46	6	48	20
	2852	46	6	48	20
	2854	46	6	48	20
	2856	46	6	48	20
	2862	46	6	48	20
	2864	46	6	48	20
	2866	46	6	48	20
	2882	46	6	48	20
ROCK FACE CLIMAPLUS	2884	46	6	48	20
	2886	46	6	48	20
	55483	71	12	48	20
SANDRIFT CLIMAPLUS	56335	82	12	48	20
	56380	82	6	48	20
	808	48	8	32	28
SANDRIFT	809	49	8	32	28
	815	49	8	32	28
SHEETROCK Lay-In Ceiling Panel CLIMAPLUS	3200	67	4	32	32
	3260	33	4	16	92
	3270	67	4	32	46
SUMMIT CLIMAPLUS	990	42	6	24	32
	991	43	6	24	32
TOUCHSTONE CLIMAPLUS	5893	65	12	48	20
	5894	65	6	48	20
	5896	65	12	48	20
	5899	65	12	48	20

Acoustical Ceilings

Manufacturer's Guide Specifications

Section 09511 – Acoustical Panel Ceilings

1: General	1.01 Description of Work	<p>A. Related work specified elsewhere:</p> <ol style="list-style-type: none"> 1. Insulation:-Section _____. 2. Mechanical equipment: Section _____. 3. Electrical:-Section _____. 4. Gypsum board systems:-Section _____. 5. Ceiling suspension systems:-Section _____. <p>B. Work installed but furnished under other sections (include applicable requirements): Sound masking systems Section 16727 (Contact Lencore Acoustics for a complete specification)</p> <p>C. Work furnished but installed under other sections: (include applicable requirements):</p>
	1.02 System Description	<p>Standard Panels:-Suspended (New Fire-Rated) ceiling system consisting of acoustical panel ceiling suspension system. System shall be rated NRC () in accordance with ASTM C423 and CAC () in accordance with ASTM test method E1414 and classification E413 as tested by an independent agency.</p> <p>FIRECODE™ formulation panels: Suspended (non-fire-rated) (fire-rated) ceiling system consisting of acoustical panel ceiling suspension system. System shall be rated NRC () in accordance with ASTM C423 and CAC () in accordance with ASTM test method E1414 and classification E413 as tested or witnessed by an independent agency.</p> <p>CAC: Ceiling Attenuation Class. LR: Light Reflectance coefficient. NRC: Noise Reduction Coefficient.</p> <p>Recycled Content: Average percentage based on weight of component materials. Material recovered or diverted from the solid waste stream, either during the manufacturing process (pre-consumer) or after consumer use (post-consumer).</p> <p>Sound Masking: Ceiling system to (include) (not include) Lencore sound masking with appropriate system customization to accommodate zoned masking and/or paging. (See Sound Masking System, section 16727.)</p>
	1.03 Delivery and Storage of Materials	<p>A. All materials shall be delivered in their original unopened packages and stored in an enclosed shelter providing protection from damage and exposure to the elements.</p> <p>B. Storage time of materials at the jobsite should be as short as possible, and environmental conditions should be as near as possible to those specified for occupancy (see no. 1.04 below). Excess humidity during storage can cause expansion of material and possible warp, sag, or poor fit after installation. Chemical changes in the mat and/or coatings can be aggravated by excess humidity and cause discoloration during storage, even in unopened cartons. Cartons should be removed from pallets and stringers to prevent distortion of material. Long-term (6-12 months) storage under uncontrolled environmental conditions should be avoided.</p> <p>C. Damaged or deteriorated materials should be removed from the premises. Immediately before installation, to stabilize tile and panels, store them at a location where temperature and humidity conditions duplicate those ambient during installation and anticipated for occupancy.</p>
	1.04 Environmental Conditions	<p>A. Installation of acoustical panels shall not begin until building is enclosed, permanent heating and cooling equipment is in operation, and residual moisture from plaster, concrete, or terrazzo work has dissipated.</p> <p>B. Do not use ceiling panels in extreme or continuous high humidity, or areas exposed directly to weather or water. Ceiling panels are sized and designed for use within the standard occupancy range of temperature and humidity, 65-85 °F (18-29 °C), no more than 70% RH (relative humidity). Humidity can greatly affect product dimensional stability and sag resistance. Sag can become noticeable during periods of high humidity lasting only a few hours. CLIMAPLUS ceilings, if used with DONN® brand suspension systems, can withstand temperatures up to 90-104 °F (32-40 °C) and relative humidity 95%-100% RH. See USG Interiors Inc. for standard Warranty information.</p> <p>C. Allow time for dimensional changes in ceiling panels stored at temperature/humidity conditions well outside of those recommended for service. With increases in temperature/humidity, these products expand (up to 1/64 in./ft. (4.3 mm/m) at 85 °F (29 °C)/90% RH) and may not fit into a fixed grid. Conversely, with decreases,</p>

Manufacturer's Guide Specifications

these products will be undersize, but expand to normal when standard ambient conditions return.

- D. For some pattern edge details, if perimeter panels must be cut smaller, the cut edge must be field-rabbetted, or the wall angle must be lowered by (1/4") (3/8") (Reveal Depth).

1.05 Quality Assurance

- A. Single Source Responsibility: To obtain Lifetime ceiling system warranty, 30-year ceiling system warranty, color match or ceiling panel and suspension system compatibility, all acoustical panel and suspension system components shall be produced and supplied by one manufacturer. Materials supplied by more than one manufacturer are not acceptable.
- B. Subcontractor qualifications: Installer shall have successful experience in the installation of suspended ceiling systems on projects with requirements similar to requirements specified.
- C. Requirements of regulatory agencies: Codes and regulations of authorities having jurisdiction.
- D. Source quality control:
 1. Test reports: Manufacturer will provide test certification for minimum requirements as tested in accordance with applicable industry standards and/or to meet performance standards specified by various agencies.
 2. Changes from system: System performance following any substitution of materials or change in assembly design must be certified by the manufacturer.

1.06 Reference

- A. ASTM C635 and C636: Manufacturing of metal suspension systems and Installation of Suspended Ceilings.
- B. Underwriters Laboratories, Inc.: Fire Resistance Directory, Acoustical Materials (BYIT).
- C. ASTM E84: Surface Burning Characteristics Classification.
- D. ASTM E119: Fire Tests of Building Construction and Materials.
- E. ASTM C423: Sound Absorption and Sound Absorption Coefficients by the Reverberation Room Method.
- F. CISCA Ceiling Systems Installation Handbook.
- G. ASTM E1414: For CAC Testing

1.07 Submittals

- A. Samples: Submit representative sample of color and finish of all exposed materials.
- B. Shop drawings:
 1. Reflected ceiling plans: Contractors shall submit a layout arrangement of ceiling design, dimensions and locations of related integrated lighting and air distribution components.
 2. Installation drawings: Detail complete installation including suspension system, installation of related lighting and air distribution components, access requirements, sound absorption requirements, and fire rating requirements when applicable.
 3. Manufacturer's data: Submit manufacturer's catalog cuts or standard drawings showing details of system with project conditions clearly identified and manufacturer's recommended installation instructions.
 4. Maintenance materials: Submit ____ (one) percent of amount of ceiling components installed.
- C. Warranty: Manufacturer's standard warranty for extent of conditions allowable and duration of warranty.
- D. Product Test Reports: Based on evaluation of comprehensive tests performed by a qualified testing agency, for each acoustical panel ceiling and suspension system.
 1. UL Acoustical Compliance: For acoustical performance, each carton of material must carry Underwriters Laboratories certification for CAC and NRC.
 2. UL Suspension System Load Compliance: Manufacturer must certify that the metal suspension system is UL Classified to be load compliant per ASTM C635. For load compliance, each carton of main tees must carry Underwriters Laboratories certification for load compliance.

Acoustical Ceilings

Manufacturer's Guide Specifications

1.08 Project Conditions	<p>A. Existing conditions: (include specific alteration work requirements for project).</p> <p>B. Environmental requirements for interior installation: Building shall be enclosed with windows and exterior doors in place and glazed, and roof watertight before installation of ceiling system and related ceiling components. Climatic condition range of 60-85 °F (16-29 °C) with a max 70% RH.</p> <p>C. Coordination with other work:</p> <ol style="list-style-type: none"> 1. Mechanical work: Ductwork above ceiling shall be complete, and permanent heating and cooling systems operating to climate conditions prior to installation of ceiling components. 2. Electrical work: Installation of conduit above ceiling shall be complete before installation of ceiling components. 3. Fire protection work: Fire protection lines and/or equipment occurring above ceiling shall be completed and tested before ceiling components are installed. <p>D. Protection: Protect completed work above ceiling system from damage during installation of ceiling components.</p>
------------------------------------	--

2: Products	2.01 Inspection	<p>A. Ceiling panels as manufactured by USG Interiors, Inc., Ceilings Division, Chicago, Illinois, U.S.A.</p> <p>B. Sound masking, as manufactured by Lencore Acoustics Corp., Woodbury, New York, U.S.A.¹</p> <p>C. Fill in the following information for the product you want to specify (see Color Selector, SC1859, for color numbers):</p>
--------------------	----------------------------	---

Pattern Name	Item No.	Color No.	Plastic Coating ²	Sound Masking
			Yes/No	Yes/No

¹ See sound masking specification at www.lencore.com

² Plastic coating only available on certain panels. See product literature or sales representative.

3: Execution	3.01 Inspection	<p>A. Examine areas to receive ceiling panels for conditions that will adversely affect installation. Provide written report of discrepancies.</p> <p>B. Do not start work until unsatisfactory conditions are corrected.</p> <p>C. Work to be concealed: Verify work above ceiling is complete and installed in manner that will not affect layout and installation of ceiling panels.</p> <p>D. Beginning of installation shall signify acceptance of conditions in areas to receive ceiling panels.</p> <p>E. Fire-rating requirements: Construction above fire-rated assembly shall meet requirements of UL Design specified in <i>2: Products</i>.</p>
---------------------	----------------------------	--

3.02 Preparation	<p>A. Field dimensions must be verified prior to installation.</p>
-----------------------------	---

3.03 Installation	<p>A. Standard reference: Install ceiling panels and suspension system, including necessary hangers, grillage, splines, and other supporting hardware, in accordance with ASTM C636, CISCA Installation Syds., (UL Design) and any applicable code requirement.</p> <p>B. Manufacturer's reference: Install ceiling panels in exposed grid systems, supported on all edges, in accordance with manufacturer's current printed recommendations.</p> <p>C. Drawing reference: Install ceiling panels in accordance with approved shop drawings.</p>
------------------------------	--

3.04 Maintenance	<p>A. Cleaning: Panels can be cleaned easily with a soft brush, vacuum, or dry chemical sponge.</p> <p>B. Repainting: Spray a thinned, nonbridging vinyl-acrylic flat wall paint. The type of paint selected and the method of application can alter the acoustical performance and fire ratings of any acoustical product. Therefore, USG Interiors, Inc. cannot guarantee that the field-painted panels will match the published performance.</p>
-----------------------------	---

Suspension Systems

Manufacturer's Guide Specifications

Section 09511—Acoustical Panel Ceilings

1: General	1.01 Related Work	<p>A. Related work specified elsewhere:</p> <ol style="list-style-type: none"> 1. Gypsum Board Systems: Section _____. 2. Acoustical Ceilings: Section _____. 3. Integrated Assemblies: Section _____. 4. Air Handling: Section _____. 5. Lighting: Section _____. <p>B. Work installed but furnished under other sections: (Include applicable requirements.)</p> <p>C. Work furnished but installed under other sections: (Include applicable requirements.)</p>
	1.02 System Description	<p>A. Suspended ceiling system consisting of main tees and cross tees snapped together to form modules for the installation of lay-in acoustical panels, air diffusers, and light fixtures.</p> <p>B. Design and size components to withstand seismic loads in accordance with the International Building Code, Section 1621 for Category D,E, and F.</p>
	1.03 Quality Assurance	<p>A. ASCE 7 Standard - American Society of Civil Engineers, Minimum Design Loads for Buildings and Other Structures.</p> <p>B. ASTM C635, Standard Specifications For Metal Suspension Systems For Acoustical Tile And Lay-In Panel Ceilings.</p> <p>C. ASTM C636, Recommended Practice For Installation Of Metal Suspension System For Acoustical Tile And Lay-In Panels.</p> <p>D. ASTM E119, Standard Methods of Fire Tests of Building Construction and Materials.</p> <p>E. CISCA Ceiling Systems Installation Handbook.</p> <p>F. CISCA Seismic Zones 0 & 2 - Ceilings and Interior Systems Construction Association Guidelines for Seismic Restraint for Direct Hung Suspended Ceiling Assemblies</p> <p>G. CISCA Seismic Zones 3 & 4 - Ceilings and Interior Systems Construction Association Guidelines for Seismic Restraint for Direct Hung Suspended Ceiling Assemblies</p> <p>H. International Code Council-Evaluation Services - AC 156 Acceptance Criteria for Seismic Qualification Testing of Non-structural Components</p> <p>I. Underwriters Laboratories, Inc. (UL): Fire Resistance Directory—listing and classification.</p>
	1.04 References	<p>A. ASTM C635, Standard Specifications For Metal Suspension Systems For Acoustical Tile And Lay-In Panel Ceilings.</p> <p>B. ASTM C636, Recommended Practice For Installation Of Metal Suspension System For Acoustical Tile And Lay-In Panels.</p> <p>C. ASTM E119, Standard Methods of Fire Tests of Building Construction and Materials.</p> <p>D. CISCA Ceiling Systems Installation Handbook.</p> <p>E. Underwriters Laboratories, Inc. (UL): Fire Resistance Directory—listing and classification.</p>
	1.05 Submittals	<p>A. Samples: Submit data for suspension system main tees and cross tees for acceptance.</p> <p>B. Shop drawings:</p> <ol style="list-style-type: none"> 1. Reflected ceiling plans: Contractor shall submit ceiling suspension system layout to indicate ceiling modules and related lighting and mechanical systems. 2. Assembly drawings: Indicate module dimensions, accessory attachments, and installation of integrated systems components. <p>C. Manufacturer's Data: Submit manufacturer's catalog cuts or standard drawings showing details of system with project conditions clearly identified, and manufacturer's recommended installation instructions.</p> <ol style="list-style-type: none"> 1. System details: Submit manufacturer's descriptive literature or standard drawings showing details of system with project conditions clearly identified, and manufacturer's recommended installation instructions. 2. Color chart: Submit manufacturer's standard color chart for selection of color. <p>D. Maintenance Materials: Provide _____ percent of amount of main tees and cross tees installed.</p>

Suspension Systems

Manufacturer's Guide Specifications

- E. Product Test Reports: Based on evaluation of comprehensive tests performed by a qualified testing agency, for each acoustical panel ceiling and suspension system.
 1. UL Acoustical Compliance: For acoustical performance, each carton of material must carry Underwriters Laboratories certification for AC (if applicable), CAC and NRC.
 2. UL Suspension System Load Compliance: Manufacturer must certify that the metal suspension system is UL Classified to be load compliant per ASTM C635. For load compliance, each carton of main tees must carry Underwriters Laboratories certification for load compliance.

1.06 Delivery, Storage and Handling

- A. Delivery of materials: Deliver materials in original, unopened packages clearly labeled with manufacturer's name, item description, part number, type, and class, as applicable.
- B. Storage: Store in manner that will prevent warpage, scratches, or damage of any kind.
- C. Handling: Handle in such manner to ensure against racking, distortion, or physical damage of any kind.

1.07 Project Conditions

- A. Existing conditions: (Include specific alteration work requirements for the project.)
- B. Environmental requirements:
 1. Building conditions: Building shall be enclosed with all windows and exterior doors in place and glazed, and the roof watertight before installation of suspension system.
 2. Interior temperature/humidity in building: Climatic conditions in areas to receive ceiling suspension systems shall range from 60 °F to 104 °F and relative humidity of not more than 90% shall be maintained before installation of components.
- C. Coordination with other work:
 1. General: Coordinate with other work supported by or penetrating through the ceiling, including mechanical and electrical work and partition systems.
 2. Mechanical work: Ductwork above suspension system shall be complete, and permanent heating and cooling systems operating.
 3. Electrical work: Installation of conduit above suspension system shall be complete before installation of suspension system.
- D. Protection:
 1. Personnel: Follow good safety and industrial hygiene practices during handling and installing of all products and systems, with personnel to take necessary precautions and wear appropriate personal protective equipment as needed. Read material safety data sheets and related literature for important information on products before installation. Contractor to be solely responsible for all personal safety issues during and subsequent to installation; architect, specifier, owner, and manufacturer will rely on contractor's performance in such regard.
 2. Existing completed work: Protect completed work above suspension system from damage during installation of suspension system components.

1.08 Warranty

- A. The warranty period for a DONN® Brand Suspension System is 10 years.
- B. A lifetime warranty is offered for DONN Brand Suspension Systems when used with USG tiles or panels. (A lifetime is defined as 30 years).

2: Products

2.01 Manufacturer

- A. Metal ceiling suspension system as manufactured by USG Interiors, Inc., Chicago, IL, U.S.A.
- B. Fill in the following information for the product you want to specify:

Suspension Name	Item No.	Color

Manufacturer's Guide Specifications

3: Execution	3.01 Inspection	<ul style="list-style-type: none"> A. Examine areas to receive materials for conditions that will adversely affect installation. Provide written report of discrepancies. B. Do not start work until unsatisfactory conditions are corrected. C. Work to be concealed: Verify work above ceiling suspension system is complete and installed in manner that will not affect layout and installation of suspension system components. D. Beginning of installation shall signify acceptance of conditions in areas to receive ceiling suspension system.
	3.02 Installation	<ul style="list-style-type: none"> A. Field dimensions: Installer must verify actual field dimensions prior to installation.
	3.03 Preparation	<ul style="list-style-type: none"> A. Standard reference: Install in accordance with ASTM C636, Cisca installation standards, UL fire-rating classification, and any other applicable national or local code requirements. B. Manufacturer's reference: Install in accordance with manufacturer's current publications. C. Hanger wires: <ul style="list-style-type: none"> 1. Spacing: Space hanger wires on main tees a maximum of 48" or 60" (1200 or 1500 mm) o.c. attaching hangers directly to structure above. A hanger wire shall occur directly adjacent to the fire expansion notch on every main tee, and as required per design requirements. 2. Limitations: Do not support wires from mechanical and/or electrical equipment, piping, or other equipment occurring above ceiling. 3. Fixtures at ceiling: Provide additional hanger wires where lighting fixtures and/or air supply and return units occur in ceiling. D. Allowable tolerances: Per ASTM C636. E. Hold-down clips: Install hold-down clips when FIRECODE™ formulation panels weigh less than 1.0 lb./sq. ft. (4.5 kg/m²)
	3.04 Maintenance	<ul style="list-style-type: none"> A. Cleaning: Remove panel material and perform any necessary cleaning maintenance with nonsolvent-based commercial cleaner. B. Immediately remove any corrosive substances or chemicals that would attack painted finishes (e.g., wallpaper adhesives). C. Touch up all minor scratches and spots, as acceptable, or replace damaged sections when touch-up is not permitted. D. Painting: Repainting of suspension members shall be with a high-quality solvent-based paint and applied as recommended by paint manufacturer. E. Removal of debris: Remove all debris resulting from work of this section.

Standard Seismic Applications

For lay-in acoustical panels and direct-hung acoustical tiles visit the USG Seismic Ceilings Resource Center at www.seismicceilings.com

		IBC Category C ¹	IBC Category D, E, F ²	UBC 25-2
Basic Connections, Perimeter, and Lateral Splay Bracing	Minimum intersection strength limits @ MT / CT ³	60 lbs	180 lbs	180 lbs
	Vertical hanger wire 12-gauge @ 4' o.c.	Required	Required	Required
	Connection device from vertical wire to the structure above must sustain min 100 lbs	Not required	Required	Required
	Main-tee classifications ⁴	Intermediate- or heavy-duty	Heavy-duty	Intermediate- or heavy-duty ⁴
	1 in 6 max plumb of vertical hanger wires	Required	Required	Required
	Perimeter vertical hanger wires not more than 8" from wall	Not required unless molding < 7/8"	Required	Required
	Grid end/wall clearance	Min 3/8"	Min 3/4"	Some clearance on two non-attached walls, if applicable
	Perimeter closure (molding) width	Min 7/8" (or use perimeter wires)	Min 2"	Min 7/8"
	Grid connection to perimeter attached on two adjacent walls	Not permitted	Required	Optional
	Perimeter tee ends tied together at perimeters	Required	Required	Required
	Horizontal restraint (splay wires or rigid bracing) within 2" of intersection and splayed 90° apart at 45° angles	Not required	Required ^{5,6}	Required ^{6,7}
	Compression posts (struts) 12' o.c. in both directions, starting 6' from walls	Not required	Required ^{5,6}	Required ^{6,7}
	Splay bracing connection strength 200 lbs or the design load, whichever is greater	Not required	Required	Required
	Partition attachment	Allowed only if ceiling is able to move laterally	Bracing independent of ceiling splay bracing	Allowed with bracing
	Seismic separation joint	Not required (or full height partition) ⁹	Required for areas > 2,500 sq. ft.	Not required
Rigid bracing for ceiling plane elevation changes	Not required	Required	Not required	
Light Fixture Attachment	Light fixture (all types) mechanically attached to grid per NEC 410-16 (two per fixture unless independently supported)	Required	Required ⁹	
	– Surface-mounted fixtures attached to grid	Not required	Not required	Required (including safety wires to vertical wire or structure) ⁸
	– Pendant-hung fixtures directly supported from structure with 9-gauge wire (or approved alternative)	Required	Required	Required
	– Rigid lay-in or can light fixtures			
	< 10 lbs – one wire to structure (may be slack)	Required	Required	Lower limit is 20 lbs.
	10 to 56 lbs – two wires from housing to structure (may be slack)	Required	Required	Required – lower limit is 20 lbs.
	> 56 lbs – supported directly to structure by approved hangers	Required	Required	Required
Service Applications	Air terminals			
	< 20 lbs – positively attached to grid	Required	Required	Required
	20 to 56 lbs – positively attached to grid and two 12-gauge wires to structure (may be slack)	Required	Required	Required
	> 56 lbs – directly supported to structure	Required	Required	Required
	Sprinkler heads and other penetration clearance	Min 3/8" on all sides	Min 2" dia. opening or a swing joint	Not required
	Cable trays and electrical conduit independently supported and braced	Not required	Required	Not required

Notes

The above information is correct to the best of our knowledge at the date of issuance. Because codes continue to evolve, check with a local official prior to designing and installing a ceiling system. This is only intended as a quick reference. A thorough understanding of IBC 2006 and UBC 25-2 is necessary when designing and installing ceiling suspension systems.

1. Refers to CISCA installation recommendations for zones 0-2 via ASCE 7-02. Max ceiling weight: 2.5 psf.
2. Refers to CISCA installation recommendations for zones 3-4 via ASCE 7-02.
3. All USG Down[®] brand ceiling suspension systems meet these requirements.
4. Per ASTM C635.
5. Required for ceilings larger than 1,000 square feet.
6. Where substantiating design calculations are not provided.
7. Seismic standards generally apply to ceilings larger than 144 square feet.
8. When intermediate-duty systems are used, No. 12-gauge hanger wires shall be attached to the suspension members within three inches of each corner of each fixture.
9. Please refer to AC3235 for more information.

Alternate Seismic Solutions

	IBC Category D, E, F (Alternate Method) ⁹	IBC Category C (Alternate Method) ⁹	
Basic Connections, Perimeter, and Lateral Splay Bracing	Minimum intersection strength limits @ MT / CT ³	180 lbs	60 lbs
	Vertical hanger wire 12-gauge @ 4' o.c.	Required	Required
	Connection device from vertical wire to the structure above must sustain min 100 lbs	Required	Not required
	Main-tee classifications ⁴	Intermediate or Heavy Duty	Intermediate or Heavy Duty
	1 in 6 max plumb of vertical hanger wires	Required	Required
	Perimeter vertical hanger wires not more than 8" from wall	Not required	Not required
	Grid end/wall clearance	Min. 3/4"	Min. 3/8"
	Perimeter closure (molding) width	Min. 7/8"	Min. 7/8"
	Grid connection to perimeter attached on two adjacent walls	Required	Permitted
	Perimeter tee ends tied together at perimeters	Required (ACM7 Clip)	Required (ACM7 Clip)
	Horizontal restraint (splay wires or rigid bracing) within 2" of intersection and splayed 90° apart at 45° angles	Required ^{5, 6}	Not required
	Compression posts (struts) 12' o.c. in both directions, starting 6' from walls	Required ^{5, 6}	Not required
	Splay bracing connection strength 200 lbs or the design load, whichever is greater	Required	Not required
	Partition attachment	Bracing independent of ceiling splay bracing	Allowed only if ceiling is able to move laterally
	Seismic separation joint	Required for areas >2,500 sq. ft. (or full height partition) ⁶	Not required
Rigid bracing for ceiling plane elevation changes	Required	Not required	
Light-Fixture Attachment	Light fixture (all types) mechanically attached to grid per NEC 410-16 (two per fixture unless independently supported)	Required	Required
	– Surface-mounted fixtures attached to grid	Not required	Not required
	– Pendant-hung fixtures directly supported from structure with 9-gauge wire (or approved alternative)	Required	Required
	– Rigid lay-in or can light fixtures		
	< 10 lbs – one wire to structure (may be slack)	Required	Required
	10 to 56 lbs – two wires from housing to structure (may be slack)	Required	Required
	> 56 lbs – supported directly to structure by approved hangers	Required	Required
Service Applications	Air terminals		
	< 20 lbs – positively attached to grid	Required	Required
	20 to 56 lbs – positively attached to grid and two 12-gauge wires to structure (may be slack)	Required	Required
	> 56 lbs – directly supported to structure	Required	Required
	Sprinkler heads and other penetration clearance	Min 2" dia. opening or a swing joint	Min 3/8" on all sides
	Cable trays and electrical conduit independently supported and braced	Required	Not required

1. Refers to CISCA installation recommendations for zones 0-2 via ASCE 7-02. Max ceiling weight: 2.5 psf.
 2. Refers to CISCA installation recommendations for zones 3-4 via ASCE 7-02.
 3. All USG Down[®] brand ceiling suspension systems meet these requirements.
 4. Per ASTM C635.
 5. Required for ceilings larger than 1,000 square feet.
 6. Where substantiating design calculations are not provided.
 7. Seismic standards generally apply to ceilings larger than 144 square feet.
 8. When intermediate-duty systems are used, No. 12-gauge hanger wires shall be attached to the suspension members within three inches of each corner of each fixture.
 9. Please refer to AC3235 for more information.

Sound Test Data¹

Acoustical Panel Product Name	Item No.	Size	CAC	CAC Mounting ³	Sound Absorption Test Data ²		Band Center Frequency Hz					
					NRC	Mounting	125	250	500	1000	2000	4000
ASPEN	650	2'x2'x3/4"	35	CE ⁵	.55	E400	.59	.31	.48	.69	.65	.61
ASPEN Illusion Two/24	652	2'x4'x3/4"	40	CE ⁵	.55	E400	.30	.32	.47	.68	.64	.56
ASTRO CLIMAPLUS	8241	2'x4'x5/8"	35	CE	.55	E400	.32	.35	.51	.63	.64	.61
	8223	2'x2'x5/8"	35	CE	.55	E400	.45	.35	.47	.67	.71	.71
BRIO CLIMAPLUS	308	2'x2'x3/4"	35	CE	.70	E400	.40	.30	.62	.98	.99	.97
CLEAN ROOM (perforated)	56060	2'x4'x5/8"	35	CE	.55	E400	.43	.38	.63	.76	.56	.35
ECLIPSE CLIMAPLUS	76775	2'x2'x3/4"	35	CE	.70	E400	.52	.51	.63	.92	.95	.87
"F" FISSURED	101	12"x12"x3/4"	25	CCF	.70	E400	.62	.60	.55	.78	.90	.88
	132	2'x2'x3/4"	35	CE ^{4,6}	.70	E400	.59	.30	.72	1.02	.98	.97
	131	2'x2'x3/4"	35	CE ^{5,6}	.70	E400	.45	.31	.71	1.04	.98	.99
FISSURED	562	2'x4'x5/8"	35	CE	.55	E400	.41	.38	.55	.84	.76	.73
	586	2'x4'x5/8"	35	CE	.55	E400	.39	.26	.42	.70	.82	.75
FRESCO CLIMAPLUS	608	2'x2'x3/4"	35	CE	.70	E400	.38	.32	.66	.99	.97	.93
FROST CLIMAPLUS	414	2'x2'x3/4"	38	CE ^{4,6}	.70	E400	.44	.28	.68	1.01	1.02	1.01
GLACIER	701	12"x12"x3/4"	25	CCF	.65	E400	.80	.71	.59	.79	.93	.97
	707	2'x2'x3/4"	35	CE ^{4,6}	.65	E400	.45	.28	.47	.88	1.06	1.02
	715	2'x2'x3/4"	35	CE ⁴	.65	E400	.43	.26	.60	.92	.94	1.04
HALCYON CLIMAPLUS	97241	2'x4'x3/4"	20	CE	.90	E400	.72	.88	.68	.96	1.01	1.05
	98241	2'x4'x1"	25	CE	.95	E400	.80	.95	.78	1.04	1.07	1.09
	99241	2'x4'x1-1/2"	25	CE	1.00	E400	.78	.88	.90	1.10	1.06	.97
	88223	2'x4'x1"	30	CE	.90	E400	.60	.57	.91	1.06	1.15	1.01
	88224	2'x4'x1-1/2"	30	CE	.95	E400	.57	.78	.91	1.16	1.07	.94
HALCYON CLIMAPLUS Large Sizes	98441	4'x4'x1"	20	CE	.95	E400	.81	.89	.75	1.05	1.09	1.10
MARS CLIMAPLUS	86185	2'x2'x3/4"	35	CE	.70	E400	.36	.36	.63	.90	1.00	.91
MARS CLIMAPLUS High-NRC Panels	87200	2'x2'x7/8"	35	CE	.80	E400	.60	.54	.71	.97	1.00	1.01
MILLENNIA CLIMAPLUS	76705	2'x2'x3/4"	35	CE	.70	E400	.55	.37	.64	.89	.98	.96
MILLENNIA CLIMAPLUS High-NRC	76201	2'x2'x3/4"	30	CE	.75	E400	.72	.66	.67	.90	.97	.96
PREMIER NUBBY CLIMAPLUS	7013G	2'x4'x1"	25	CE	.90	E400	.54	.59	.85	1.09	1.09	.97
RADAR	2120	2'x2'x5/8"	33	CE ^{4,6}	.55	E400	.45	.32	.48	.73	.69	.63
	2310	2'x4'x5/8"	35	CE	.55	E400	.31	.39	.48	.68	.67	.55
	2315	2'x4'x5/8"	35	CE	.55	E400	.38	.28	.48	.75	.76	.70
	2990	12"x12"x5/8"	40	CCF	.55	E400	.50	.34	.52	.67	.63	.70
RADAR CLIMAPLUS High-Durability	2207	2'x2'x5/8"	35	CE	.55	E400	.46	.30	.49	.80	.76	.73
RADAR CLIMAPLUS High-NRC/ High-CAC	22111	2'x2'x3/4"	35	CE ⁴	.70	E400	.71	.52	.65	.98	.91	.79
	22311	2'x4'x3/4"	35	CE	.70	E400	.45	.48	.62	.94	.86	.65

Acoustical Panel Product Name	Item No.	Size	CAC	CAC Mounting ³	Sound Absorption Test Data ²		Band Center Frequency Hz					
					NRC	Mounting	125	250	500	1000	2000	4000
RADAR Illusion Two/24	2742	2'x4'x3/4"	35	CE	.55	E400	.43	.34	.49	.70	.67	.73
ROCK FACE CLIMAPLUS	56380	2'x4'x5/8"	35	CE	.55	E400	.33	.23	.50	.75	.65	.55
SANDRIFT CLIMAPLUS	808	2'x2'x3/4"	38	CE	.70	E400	.46	.30	.67	1.01	.96	.94
SHEETROCK Lay-In Ceiling Panel CLIMAPLUS	3270	2'x4'x1/2"	40	CE	—	—	—	—	—	—	—	—
SUMMIT CLIMAPLUS	990	2'x2'x3/4"	38	CE	.70	E400	.40	.43	.76	.91	.71	.56

Notes:

All sound testing is conducted at the USG Research CSL Acoustical Test Facility, which is certified under the NVLAP Voluntary Accreditation Program and under the UL Client Data Test Program.

1. Data on physical properties for sound control products were obtained by testing at recognized laboratories. Sound-test surfaces were painted. Procedures were according to:

—ASTM E1477 for light reflectance (LR)
 —ASTM C423 for sound absorption (NRC)
 —ASTM E1414 for sound attenuation(CAC)
 2. Sound absorption test specimen mountings:
 B—adhesive application to gypsum board;
 D20—stapled to wood furring strips;
 E400 or E405—metal suspension system. Mountings are designations from ASTM Standard E795.

3. Sound attenuation test specimen mountings, coded: (1st letter)

Ad—Adhesive attachment,
 C—Continuous at partitions,
 I—Interrupted at partitions; (2nd letter)

C—Concealed suspension system,
 E—Exposed suspension system; (3rd or 4th letter)
 F—Flat splines,
 T—Tee splines,
 X—accessible feature;

a—one layer 1-1/2" Thermafiber® sound attenuation fire blankets, laid on ceiling continuous;
 d—two layers 1-1/2" Thermafiber sound attenuation fire blankets, laid on ceiling in an 8-ft width centered over the partition;

t—inverted-T plenum barrier of 3" Thermafiber sound attenuation fire blankets, centered above partition continuous.

4. Shadowline (rabbeted) edge configuration.

5. For current acoustical data, verify with 800 USG.4YOU.

6. Minimal requirement under the U.L. acoustical compliance program.

Lencore Acoustics Sound Masking

Achieve Speech Privacy and Acoustical Comfort with Lencore Sound Masking

Acoustics are an important aspect of any design, whether to enhance productivity and comfort in office environments or comply with federal speech privacy regulations in healthcare and financial settings. To meet these demands, architects increasingly turn to sound masking to optimize the acoustical performance of a quality ceiling system.

From Worker Comfort to Legal Compliance

Sound masking provides a constant, random and unobtrusive background sound that effectively overrides sound not absorbed or blocked by ceiling panels, acoustical wall panels, carpeting, partitions and other design elements. In open-plan offices, sound masking reduces distractions from coworkers' conversations, meetings and speakerphones. In enclosed offices and spaces with wall and ceiling penetrations for lighting, HVAC and other systems, sound masking complements high-CAC ceiling panels by further reducing the amount of intelligible conversation that may reach others outside.

Even exceptionally quiet environments can benefit from sound masking. In these spaces, the faintest sounds—rustling papers, drawers opening and closing—can be distracting. Without ambient background sound, intermittent noise becomes intrusive.

Beyond reducing distraction and allowing people to speak in confidence, sound masking can help ensure compliance with privacy regulations. The Health Insurance Portability and Accountability Act (HIPAA) regulates the transmission of health information in electronic, paper and oral forms, while the Financial Services Modernization Act of 1999, also known as the Gramm-Leach-Bliley Act (GLBA), requires financial institutions to protect customer financial information from inadvertent disclosure. Both regulations include requirements that affected facilities adopt systems and procedures to prevent consultations with and about patients and customers from being overheard. Sound masking can help architects, specifiers and building owners and managers achieve compliance.

USG offers an extensive selection of acoustical ceiling panels with high NRC and CAC ratings, performance that can be further enhanced with Lencore sound masking:

	NRC	CAC
ECLIPSE CLIMAPLUS	.70	35
FROST CLIMAPLUS	.70	38/40
HALCYON CLIMAPLUS	1.0	25
MARS CLIMAPLUS	.70	35
MARS CLIMAPLUS High-NRC	.80	35
SANDRIFT CLIMAPLUS	.70	38
SUMMIT CLIMAPLUS	.70	38/40

The Lencore Advantage



Sound masking systems from Lencore Acoustics employ a unique design to provide even, uniform coverage throughout a space. Take a closer look at the comprehensive benefits of the high-quality Lencore Spectra® sound masking system.

- Performance. Masking is directed upward to create a reverse “cone of sound” that fills the plenum and filters down through the ceiling panels, preventing “hot” and “cold” spots common to other system types, such as direct-field and centrally controlled systems. Coverage from adjacent units overlaps, distributing even, uniform sound throughout the workspace.
- Flexibility. Lencore sound generating units hang above the ceiling system, where they won’t interfere with ceiling renovations or have to be reconfigured if the layout of office furniture, workstations or partitions changes. Lencore systems support optional, integrated paging and music capabilities vastly superior to conventional systems, and individual and/or central controls are available.



– Savings. Each unit is hung on 15-ft. centers, providing 225 sq. ft. coverage – up to three times as much coverage as panel-mounted, direct-field and some centrally controlled sound masking units, significantly reducing equipment and labor costs.

Units operate on low-voltage power, with no special electrical requirements. Documented workplace productivity gains of 3-20 percent can provide a full return on investment in less than one year.

– Comfort. Ensuring that the sound generated is not distracting is the most nuanced aspect of sound masking, and where many other systems fail. Lencore technology creates digital, non-repeating masking cycles with the tightest masking variance (+/- 1/2 dBA) of any available system. These advantages ensure uniformity in masking and speech privacy levels, producing a sound preferred by 99 percent of listeners in competitor system comparisons.

– Quality. Lencore systems have a 30-year record of performance in the field, and many Spectra systems have been in use for 10+ years. All systems are made in the U.S. A., UL-listed and backed by a 10-year warranty from date of installation.


– Zero maintenance. No system maintenance or tuning is required after installation.

To learn more about how sound masking can enhance the sound control and speech privacy performance of a USG ceiling, visit Lencore Acoustics online at www.lencore.com. Local assistance is available from Lencore expert representatives in all 50 states to provide complete project services and support, from acoustical analysis through system installation and tuning.

Proof of Speech Privacy Levels

Lencore's award-winning Sound and Privacy Evaluation and Criteria (SPEC™) software analyzes and compares the sound levels and speech privacy of a space (existing or in design) with a standard ceiling system and with a high-performance USG acoustical ceiling and Lencore sound masking.

Provided as a free service, Lencore representatives use SPEC to tailor a sound masking solution to your design and acoustical performance requirements. Upon installation, the facility owner or manager receives a Privacy Index Report™ fully documenting that the desired Articulation Index¹ has been attained.



1. Speech privacy is measured per ASTM E1130, Standard Test Method for Objective Measurement of Speech Privacy in Open Offices Using Articulation Index, which classifies speech privacy levels as minimal, normal or confidential.

Fire-Rated Ceiling Assemblies

Suspension Ceiling Designs

	UL Design No.	Assembly Rating (Maximum)	Approved Ceiling Tiles/Panels	Tile/Panel Sizes	Suspension System	Maximum Fix. Size % Ceiling Area	Duct Area per 100 Sq. Ft. of Ceiling Area	Assembly Construction Details
Floor/Ceiling Designs—Concrete with Cellular Steel Floor Units and Beam Support Concealed Grid System and Tile	A003	3 hr. R; 3 hr. UR; 3 hr. URB	3/4 FR-83	12 x 12 12 x 24	Z-runners	Fluorescent type, 2 x 4—8%	None	2-1/2" concrete; Cellular deck; W10 x 25 beam
Floor/Ceiling Designs—Concrete with Steel Floor Units and Beam Support Exposed Grid System and Lay-in Panels	D209	2 hr. R; 1-1/2 hr. UR; 1-1/2 hr. UR; 1-1/2 hr. URB	FR-83; FR-4; M; FR-X1; FC-CB	2 x 2; 2 x 4	DXL, DXLA	Fluorescent type, 2 x 4—8%	None	2-1/2" concrete; Cellular or fluted deck W10 x 21 beam
	D215	4 hr. URB; 2 hr. R; 2 hr. UR; 2 hr. URB; 1-1/2 hr. R; 1-1/2 hr. UR; 1-1/2 hr. URB	3/4" FR-83	2 x 4;	DXL, DXLZ, SDXL	Fluorescent type, 2 x 4—16%; Incandescent type, 6-1/2" diam.	113 sq. in.	2-1/2" concrete; Cellular or fluted deck W8 x 15 beam
	D218	3 hr. R; 3 hr. UR; 3 hr. URB; 2 hr. R 2 hr. UR; 2 hr. URB	FR-83 (2 hr. only); Metal Pans; M	2 x 4	DXLP, DXL, DXLZ, SDXL	Fluorescent type, 2 x 4—20% 5 x 48—10% 9 x 48—14%; Incandescent type, 6-1/2" diam.	1 air boot per 100 sq. ft.	3-1/4" concrete (3 hr.), 2-1/2" concrete (2 hr.); Cellular or fluted deck; W8 x 15 beam
	D219	3 hr. R; 3 hr. UR; 3 hr. URB; 2 hr. R; 2 hr. UR; 2 hr. URB; 1-1/2 hr. R; 1-1/2 hr. UR; 1-1/2 hr. URB; 1 hr. R; 1 hr. UR; 1 hr. URB	FR-83 (1-2 hr. only); FR-4; FR-X1	2 x 2 2 x 4	DXL, DXLA, DXLT, DXLZ, DXLZA, SDXL, SDXLA, ZXLA	Fluorescent type, 12 x 48—16% 24 x 24—20% 20 x 48—20% 20 x 48—24%	144 sq. in.	3-1/2" concrete (3 hr.); 2-1/2" concrete (2 hr.); Cellular or fluted deck; W8 x 15 beam
Floor/Ceiling Designs—Concrete and Steel Joists Exposed Grid System and Lay-in Panels	G201	1 hr. R; 1 hr. UR	FR-X1; FR-83; M FR-2	2 x 2; 2 x 4	DXL, DXLA, DXLZ, SDXL, DXLZA, SDXLA, ZXLA	Fluorescent type, 2 x 4—8%; Incandescent type, 6-1/2" diam.	None	2" concrete; Metal lath or deck; 10" bar joists 24 to 30" o.c. or Hambro System
	G202	2 hr. R; 2 hr. UR	FR-4; FR-83; FR-X1; Astro-FR; M FR-2	2 x 2; 2 x 4; 20 x 60; 24 x 60	DXL, DXLZ, SDXL	Fluorescent type, 20 x 48; 20 x 48/60—24%; 2 x 2 HID—12%; Incandescent type, 6-1/2" diam.	576 sq. in.	2-1/2" concrete; Metal lath 10" bar joists 24" or 30" o.c.
	G203	2 hr. R; 2 hr. UR; 2 hr. URB	FR-83; Astro-FR; M FR-2	2 x 2; 2 x 4; 20 x 60	DXL, DXLT	Fluorescent type, 2 x 4 or 20 x 60—16% Incandescent type, 6-1/2" diam.—1.4%	254 sq. in. (576 sq. in.)	2-1/2" concrete; Metal lath or deck; 10" bar joists 24" o.c. or Hambro system, W6 x 12 or W8 x 10 beam
	G204	2 hr. R; 2 hr. UR; 2 hr. URB	FR-83; FR-4; M; FR-X1; Astro-FR; [GR-1] FR-2	24 x 24 to 30 x 60	DXL, DXLA, DXLZ, SDXL, DXLZA, SDXLA	Fluorescent type, 24 x 24; 24 x 48; 24 x 60; 24%; 2 x 2 HID; Incandescent type, 6-1/2" diam.	113 sq. in. (576 sq. in.)	2-1/2" concrete; Metal lath or deck; 10" bar joists 30" o.c.; W6 x 12 beam
	G205	3 hr. R, 3 hr. UR, 3 hr. URB	FR-X1; FC-CB; FR-4 Astro-FR FR-2 (2 hr.)	2 x 2; 2 x 4	DXLT, DXL, DXLZ, SDXL, DXLA, SDXLA, DXLZA, DXLTZ, DXLTA, DXLTZA	Fluorescent type, 2 x 4—24% Incandescent type, 6-1/2" diam.	576 sq. in.	3-1/2" concrete (3 hr.) 2-1/2" concrete (2 hr.) 8" bar joists, 72" o.c. (2 hr. rating) 10" bar joists 48" o.c. (3 hr. rating)

Suspension Ceiling Designs

	UL Design No.	Assembly Rating (Maximum)	Approved Ceiling Tiles/Panels	Tile/ Panel Sizes	Suspension System	Maximum Fix. Size % Ceiling Area	Duct Area per 100 Sq. Ft. of Ceiling Area	Assembly Construction Details
Floor/Ceiling Designs—Concrete and Steel Joists Exposed Grid System and Lay-in Panels (continued)	G211	3 hr. R; 3 hr. UR	FR-83; FR-4; FR-X1; FC-CB; Astro-FR; M; FR-2 (2 hr.)	2 x 2; 2 x 4	DXL, DXLA, DXLZ, ZXL, SDXL, SDXLA	Fluorescent type, 2 x 4—16%	113 sq. in.	3" concrete; Metal lath; 10" bar joists 24" o.c.
	G213	3 hr. R; 3 hr. UR; 3 hr. UR; 2 hr. R; 2 hr. UR; 2 hr. URB 1-1/2 hr. R; 1-1/2 hr. UR; 1-1/2 URB; 1 hr. R; 1 hr. UR; 1 hr. URB	FR-4; FR-83 (1-2 hr. only); M FR-X1; FC-CB (1 or 1-1/2 hr.) Astro-FR FR-2 (2 hr.)	2 x 4; 2 x 2	DXL, DXLZ, SDXL	Fluorescent type, 2 x 4—24%; Incandescent type, 6-1/2" diam.	154 sq. in.	3-1/2" concrete; metal lath or deck 10" bar joists 24" o.c.; W6 x 12 beam
	G215	2 hr. R; 2 hr. UR; 2 hr. URB 2 hr. URB	FR-83; FR-4; FR-X1: Astro-FR; M FR-2	2 x 2; 2 x 4; 20 x 60	DXL, DXLZ, SDXL	Fluorescent type, 20 x 48/60—24%; 2 x 2 HID—2%; Incandescent type, 6-1/2" diam.	154 sq. in.	2-1/2" concrete; Metal lath; 10" bar joists 24" o.c. or Hambro system; W10 x 21 beam
	G222	2 hr. R; 2 hr. UR; 2 hr. URB	FC-CB	2 x 2	DXL, DXLA, DXLH, DXLZ, SDXL, SDXLA	Fluorescent type, 2 x 4—12%; Incandescent type, 6-1/2" diam.	57 sq. in.	2-1/2" concrete; Metal lath; 10" bar joists 24" o.c.; W8 x 24 beam 6-1/2" diam.
	G227	2 hr. R; 2 hr. UR; 3 hr. URB	FR-83 (2 hr. only); Astro-FR; M; FR-2 (2 hr.)	2 x 2; 2 x 4	DXL, DXLZ, SDXL	Fluorescent type, 2 x 4—16%	57 sq. in.	2-1/2" concrete; Metal lath or deck; 10" bar joists 24" o.c. or Hambro System; W8 x 31 beam
	G228	2 hr. R; 2 hr. UR; 2 hr. URB	AP; AP-3	2 x 2	DXL, DXLZ, SDXL	Fluorescent type, 2 x 2—12%; Incandescent type, 6-1/2" diam.	57 sq. in.	2-1/2" concrete; Metal lath or deck; 10" bar joists 24" o.c.; W8 x 31 beam
	G230	2 hr. R; 2 hr. UR 2 hr. URB	FR-83; FR-X1; Astro-FR; M FR-2	2 x 2; 2 x 4	DXL, DXLA, DXLZ, DXLZA, SDXL, SDXLA, ZXL	Fluorescent type, 2 x 4—16%	113 sq. in.	2" building units; Floor topping mixture; 10" bar joists 48" o.c.; W8 x 31 beam
	G231	2 hr. R; 2 hr. UR; 3 hr. URB	3/4" FR-83	24 x 24 to 30 x 60	DXL, DXLA, DXLZ, SDXL, DXLZA, SDXLA, ZXL	Fluorescent type, 2 x 4—16%	57 sq. in.	2-1/2" concrete; Metal lath or deck; 8" bar joists 24" o.c.; W8 x 31 beam
	G234	2 hr. R; 2 hr. UR;	FR-83; FR-X1; M; Astro-FR; FR-2	2 x 2; 2 x 4	DXL, SDXL, DXLA	Fluorescent type, 2 x 4—8%;	None	2-1/2" concrete; Metal lath 10" bar joists 24" o.c.
	G259	1-1/2 hr. R; 1-1/2 hr. UR; 1-1/2 hr. URB	FC-CB	2 x 4	DXL, DXLA, DXLH, DXLZ, SDXL, ZXL	Fluorescent type, 2 x 4—16%; Incandescent type, 6-1/2" diam.	57 sq. in.	2-1/2" concrete; Metal lath; 10" bar joists 24" o.c.; W8 x 31 beam
	G262	1-1/2 hr. R; 1-1/2 hr. U	AP-1; FR-83 FR-X1; AP-2; [GR-1] FR-2	2 x 2 ILT edge	DXLT, DXLTZ, DXLTA, DXLTZA	Fluorescent type, 2 x 4—24%	113 sq. in.	2-1/2" concrete; Steel deck; 8" bar joists 24" o.c.
	G264	1-1/2 hr. R; 1-1/2 hr. U	AP-1; FR-83 FR-X1; AP-2; Astro-FR FR-2	2 x 2 FL edge	DXLF	Fluorescent type, 2 x 2—24%; Incandescent type, 6-1/2" diam.	113 sq. in.	2-1/2" concrete; Steel deck; 8" bar joists 24" o.c.
	G265	2 hr. R; 2 hr. U; 2 hr. URB	3/4" FR-83; FR-X1 FR-2	2 x 2; SQ, ILT edge	DXLT, DXLTA, DXLTZ, DXLTZA	Fluorescent type, 2 x 2—24%; Incandescent type, 6-1/2" diam.	113 sq. in.	2-1/2" concrete; Metal lath; 10" bar joists 24" o.c.; W8 x 35 beam

Fire-Rated Ceiling Assemblies

Suspension Ceiling Designs

	UL Design No.	Assembly Rating (Maximum)	Approved Ceiling Tiles/Panels	Tile/Panel Sizes	Suspension System	Maximum Fix. Size % Ceiling Area	Duct Area per 100 Sq. Ft. of Ceiling Area	Assembly Construction Details
Floor/Ceiling Designs—Concrete and Steel Joists Concealed Grid System and Tile	G002	2 hr. R; 2 hr. UR	FR-83	12 x 12; 12 x 24	Z-runners	Fluorescent type, 2 x 4—24%	576 sq. in.	2-1/2" concrete; Metal lath; 10" bar joists 24" o.c.
	G007	2 hr. R; 2 hr. UR; 2 hr. URB	FR-83	12 x 12; 12 x 24; 24 x 24	Not a USG product	Fluorescent type, 1 x 4—16% or 2 x 4—24%	196 sq. in.	2-1/2" concrete; Metal lath; 10" bar joists 24" o.c.; W10 x 21 beam
	G008	2 hr. R; 2 hr. UR; 2 hr. URB	FR-83	12 x 12 to 24 x 24	DXL, DXLZ, SDXL (DE, DT, DEN, PAT, BPA/PAT, E, BPC)	Fluorescent type, 1 x 4—12% 2 x 4—16%	288 sq. in.	2-1/2" concrete; Metal lath or deck; 10" bar joists 24" o.c.; W8 x 31 beam
	G040	2 hr. R; 2 hr. UR	FR-83	12 x 12; 12 x 24	DXL, DXLA, ZXL, (DE, DT), DXLZ, SDXL	Fluorescent type, 2 x 4—16%	113 sq. in.	2-1/2" concrete; Metal lath; 10" bar joists 24" o.c.; W10 x 19 beam
	G267	1-1/2 hr. R; 1-1/2 hr. UR	FR-83; AP AP-3, FR-X1; M	2 x 2	DXL, DXLZ, SDXL	Fluorescent type, 2 x 4—24% Incandescent type, 6-1/2" diam.	113 sq. in.	2-1/2" concrete; Steel deck; 8" bar joists 24" o.c.;
	G268	3 hr. R; 3 hr. UR 3 hr. URB	3/4" AP-3	2 x 2	DXL, DXLZ, SDXL	Fluorescent type, 2 x 4—12% Incandescent type, 6-1/2" diam.	57 sq. in.	2-5/8" concrete; Metal lath; 10" bar joists 28" o.c.; W8 x 31 beam
Floor/Ceiling Designs—Precast and Field-Poured Concrete Exposed Grid System and Lay-In Panels	J201	2 hr. R; 2 hr. UR	FR-83; FR-4; M; FR-X1; AP; AP-1; AP-3	2 x 2; 2 x 4; 20 x 60	DXL, DXLT, DXLZ, SDXL, DXLA, SDXLA, ZXL, A, DXLTA, DXLTZA	Fluorescent type, 2 x 4—24%; Incandescent type, 6-1/2" diam.	576 sq. in.	2-1/2" concrete floor with 6" concrete stems
	J202	2 hr. R; 2 hr. UR	FR-83; FR-X1; AP; AP-1; AP-2; AP-3	2 x 2; 2 x 4	DXL, DXLT, DXLZ, SDXL, DXLTZ, DXL, DXLZ, SDXL	Fluorescent type, 2 x 4—14%; Incandescent type, 6-1/2" diam.	57 sq. in.	Precast concrete; 2" deck; Stems 4" o.c.
Floor/Ceiling Designs—Wood or Combination Wood and Steel Joists Assemblies Exposed Grid System and Lay-In Panels	L202	1 hr. UR; Finish Rating: 15 min.	FR-83; FR-4; M; FR-X1; Astro-FR FR-2	2 x 2; 2 x 4; 20 x 60; 24 x 60	DXL, DXLZ, SDXL Acoustical tent DXLT, DXLTA, DXLTZ	Fluorescent type, 20 x 48/60 or 2 x 4—16%; Incandescent type, 6-1/2" diam.—1%	110 sq. in.	Wood floor; 2 x 10 wood joists 16" o.c.
	L206	1 hr. UR; Finish Rating: 17 min.	FR-83; FR-X1; M; FC-CB FR-2	2 x 2 x 3/4; 2 x 4	DXL, DXLA, DXLT, DXLTA, DXLTZ, DXLZ, DXLZA, SDXL, SDXLA	Fluorescent type, 2 x 4—8%; Incandescent type, 6-1/2" diam.—0.5%	110 sq. in.	Wood floor; 2 x 10 wood joists 16" o.c.
	L211 (P237)	2 hr. UR; Finish Rating: 75 min.	FR-4; FR-83; FR-X1; M	2 x 4	DW (for drywall), DXL, DXLA, SDXL, DXLZ, SDXLA, ZXL (for panels)	Fluorescent type, 1 x 4—16%; 2 x 2—20%; 2 x 4—24%; Incandescent type, 6-1/2" diam.	576 sq. in.	Wood floor; 2 x 10 wood joists 16" o.c.; 1/2" FIRECODE C Gypsum Panel Ceiling w/6" fiberglass insulation
	L212 (P238)	1 hr. UR; Finish Rating: 17 min.	FR-4	2 x 2; 2 x 4	DXL, DXLZ, SDXL	Fluorescent type, 1 x 4—12%; 2 x 2—16%; 2 x 4—24%; Incandescent type, 6-1/2" diam.	576 sq. in., Linear air returns	Wood floor; 2 x 10 wood joists 16" o.c.; Panels back Panels backloaded w/6" fiberglass

Suspension Ceiling Designs

	UL Design No.	Assembly Rating (Maximum)	Approved Ceiling Tiles/Panels	Tile/ Panel Sizes	Suspension System	Maximum Fix. Size % Ceiling Area	Duct Area per 100 Sq. Ft. of Ceiling Area	Assembly Construction Details
Floor/Ceiling Designs— Wood or Combination Wood and Steel Joists Assemblies Concealed Grid System and Tile	L006	1 hr. UR; Finish Rating: 12 min.	FR-83	12 x 12; 12 x 24	Not a USG product	Fluorescent type, 12 x 48; 20 x 48; 20 x 60—14%	81 sq. in., Linear air returns	Wood floor; 2 x 10 wood joists 16" o.c
Roof/Ceiling Designs Exposed Grid System and Lay-in Panels	P201	1 hr. R; 1 hr. UR; 1 hr. URB	FR-83; FR-X1; M FR-2	2 x 4	DXL, DXLA, ZOLA, DXLZ, SDXL, DXLZA, SDXLA	None	None	Steel deck; 3/4" insulation; 10" bar joists 84" o.c.; W8 x 17 beam
	P202	1 hr. R; 3/4 hr. UR; 1 hr. URB	FR-83; FR-X1; M FR-2	2 x 4	DXL, DXLZ, SDXL	Fluorescent type, 2 x 4—16%	57 sq. in.	Steel deck; 1" insulation; 8" bar joists 48" o.c.
	P203	3/4 hr. R; 3/4 hr. UR; 3/4 hr. URB	FR-83; M; FR-X1 FR-2	2 x 4	DXL, DXLZ, SDXL	Fluorescent type, 2 x 4—24%	113 sq. in.	Steel deck 1" to 2" insulation 8" bar joists 60" o.c.
	P213	2 hr. R; 2 hr. U	3/4" FR-83; FR-X1	2 x 4	DXL, DXLZ, SDXL	Fluorescent type, 2 x 4—16%; Incandescent type, 6-1/2" diam.—1.0%	110 sq. in.,	2" planks; Insulation; 14" bar joists 84" o.c.
	P214	1 hr. R; 1 hr. UR; 1 hr. URB	3/4" FR-83	2 x 2; 2 x 4	DXL, DXLZ, SDXL	Fluorescent type, 2 x 4—16%; Incandescent type, 6-1/2" diam.—1%	57 sq. in.	Steel deck 3/4" to 15/16" insulation; 10" bar joists 72" o.c.
	P230	1-1/2 hr. R; 1-1/2 hr. UR; 1-1/2 hr. URB	FR-4; FR-83; FR-X1; M; AP (1 hr. only); AP-3; Astro-FR; Metal Pans FR-2 (1 hr.)	2 x 2; 2 x 4; 20 x 60	DXL, DXLA, DXLP, DXLT, DXLTA, DXLTZ, DXLZ, DXLZA, SDXL, SDXLA, ZOLA	Fluorescent type, 2 x 4—24%; Incandescent type, 6-1/2" diam. ; 2 X 2 HID	255 sq. in. (576 sq. in. for 1 hr.)	Unlimited insulation; Gypsum panels or DuRock® on steel deck; 10" bar joists 72" o.c. ; 6 x 12 beam
	P235	1 hr. R; 1 hr. UR 1 hr. URB	FR-83; FR-X1; M FR-2	2 x 4; 2 x 4	DXL, DXLZ, SDXL	Fluorescent type, 2 x 4—16%	144 sq. in.	Foamed plastic insulation; Gypsum panels; Steel deck, 10" bar joists 72" o.c. ; W8 x 15 beam
	P237	2 hr. R; 2 hr. UR; 2 hr. URB	FR-4; FR-83; FR-X1; M	2 x 4	DGL (for drywall) DXL, DXLA, DXLZ, DXLZA, SDXL, SDXLA (for panels), ZOLA,	Fluorescent type, 1 x 4—16%; 2 x 2—20%; 2 x 4—24%; Incandescent type, 6-1/2" diam.	144 sq. in. Linear air returns	Unlimited insulation; Steel deck; 8" bar joists 72" o.c. ; 1/2" FIRECODE C Gypsum Panel Ceiling w/6" fiberglass insulation
	P238	1 hr. R; 1 hr. UR; 1 hr. URB	FR-4	2 x 2; 2 x 4	DXL, DXLZ, SDXL	Fluorescent type, 1 x 4—12%; 2 x 2—16%; 2 x 4—24%; Incandescent type, 6-1/2" diam.	576 sq. in.	1" to 2" insulation; Steel deck; 8" bar joists 48" o.c. ;
	P241	2 hr. R; 2 hr. UR	FR-4; FR-83; FR-X1; M	2 x 4	DW (for drywall), ZOLA, DXL, DXLZ, SDXL, DXLZA, SDXL (for panels)	Fluorescent type, 1 x 4—16%; 2 x 2—20%; 2 x 4—24%; Incandescent type, 6-1/2" diam.	576 sq. in.	Insulating concrete; Steel deck; 10" bar joists 72" o.c. ; 1/2" FIRECODE C Gypsum Panel Ceiling w/6" fiberglass insulation

Fire-Rated Ceiling Assemblies

Suspension Ceiling Designs

	UL Design No.	Assembly Rating (Maximum)	Approved Ceiling Tiles/Panels	Tile/Panel Sizes	Suspension System	Maximum Fix. Size % Ceiling Area	Duct Area per 100 Sq. Ft. of Ceiling Area	Assembly Construction Details
Roof/Ceiling Designs Exposed Grid System and Lay-in Panels (continued)	P245 (P238)	1 hr. R; 1 hr. UR	FR-4	2 x 2; 2 x 4	DXL, DXLZ, SDXL	Fluorescent type, 1 x 4—12%; 2 x 2—16%; 2 x 4—24%; Incandescent type, 6-1/2" diam.	576 sq. in.	3/4" insulation over 2" Bldg. Units; 14" bar joists 84" o.c.; Ceiling panels back-loaded w/ 6" fiberglass
	P246	1 hr. R; 1 hr. UR; 1 hr. URB	FR-83; FR-X1; M FR-2	2 x 2; 2 x 4; 20 x 60	DXL, DXLZ, SDXL	Fluorescent type, 2 x 2—20%; 2 x 4—24%; 2 x 4 HID; Incandescent type, 6-1/2" diam.	576 sq. in.	Insulating concrete over foamed plastic; Steel deck; 8" bar joists 72" o.c.; W8 x 15 beam
	P254	1 hr. R; 3/4 hr. UR; 3/4 hr. URB	3/4" FR-83	2 x 2 FL edge	DXLF	Fluorescent type, 2 x 2 or 2 x 4—24%; Incandescent type, 6-1/2" diam.	113 sq. in.	Unlimited insulation; Gypsum wallboard; Steel roof deck, 10" bar joists 48" to 72" o.c.
	P255	1 hr. R; 1 hr. UR; 1 hr. URB	FR-83 FR-X1; M FR-2	2 x 2; 2 x 4	DXL, DXLA, DXLZ, SDXL, DXLZA, SDXLA	Fluorescent type, 2 x 4—24%; Incandescent type, 6-1/2" diam.	57 sq. in.	Insulating concrete over foamed plastic; Steel deck; 8" bar joists 72" o.c.; W8 x 15 beam
	P257	1hr. UR	FR-83 FR-X1; M FR-2	2 x 2; 2 x 4	DXL, DXLA, DXLZ, SDXL, DXZA, SDXLA	Fluorescent type, 2 x 4—25%	255 sq. in.	4-7/8" insulation; Gypsum wallboard over steel deck; 7-1/4" steel "C" joists 24" o.c.
	P267	1 hr. R; 1 hr. UR 1 hr. URB	FR-83; FR-X1; M; Metal pans FR-2	2 x 2; 2 x 4	DXL, DXLA, DXLP, ZXLA, DXLZ, SDXL, DXLZA, SDXLA	Fluorescent type, 2 x 4—16%	576 sq. in.	1" to 2" insulation; Steel deck; 8" bar joists 48" o.c.
	P268	1-1/2 hr. R; 1-1/2 hr. UR; 1-1/2 hr. URB	3/4" FR-83; 5/8" FR-4	2 x 2	DXL, DXLA, ZXLA, DXLZ, SDXL, DXLZA, SDXLA	Fluorescent type, 2 x 4—24%	576 sq. in.	Metal roof deck panels; glass fiber insulation; steel roof purlins 60" o.c.; ceiling panels backloaded w/6" fiberglass
	P269	1-1/2 hr. R; 1-1/2 hr. UR; 1-1/2 hr. URB	FR-83; FR-X1; FR-4	2 x 2; 2 x 4	DXL, DXLZ, SDXL	Fluorescent type, 2 x 4—24%; Incandescent type, 6-1/2" diam.—1.4%	255 sq. in.	Insulating concrete; Steel deck; 10" bar joists 48" o.c.; W8 x 15 beam

Flat Drywall Ceilings

Floor/Ceiling	UL Design No.	Assembly Rating*	Board Thick.	Wallboard Core Type	Fixture Size (% of Fixtures)	Max. Duct Area per 100 sf	Assembly Construction Details
Concrete/Steel Deck Floors Over Steel Beams	D501	2 hr-R 1-1/2 hr-UR 2 hr-UBR	5/8"	SHEETROCK FIRECODE C	N/A	N/A	Min. 2" ltwt. concrete on Min. W8x17 beams
	D502	2 hr-R & UR 2 hr-UBR	5/8"	SHEETROCK FIRECODE C 1P-X2, 1PC-AR, & WRC	2x4 (24%)	144 sq. in.	Min. 2-1/2" normal wt. concrete topping on Min. W8x28 beams
	D503	2 hr-R & UR 2 hr-UBR	5/8"	SHEETROCK FIRECODE C	6" dia. incandescent 4 per 100 sq. ft	N/A	Min. 2-1/2" normal wt. concrete on 2" steel deck on min. W12x19 beams .
Concrete/Expanded Lath Floors Over Steel Joists and Beams	G523	2 hr-R & UR 3 hr-UBR	5/8"	SHEETROCK FIRECODE C 1P-X2	2x4 (24%)	144 sq. in.	Min. 2-1/2" normal wt. concrete topping on Min. 8J2 joists and W10x21 beams
	G524	2 hr-R & UR 2 hr-UBR	1/2"	SHEETROCK FIRECODE C 1P-X2, 1PC-AR, & WRC	N/A	113 sq. in.	Min. 2-3/4" or 2-1/2" lt wt. or normal wt. concrete topping on min. 8" or 10" Hambro joists, respectively, and min. W8x24 beams
	G525	2 hr-R & UR 2 hr-UBR	5/8"	SHEETROCK FIRECODE C	N/A	113 sq. in.	Min. 3-1/2" or 3-1/4" normal wt. concrete topping on Min. 8" or 10" Hambro joists, respectively, and W8x24 beams
	G526	2 hr-R & UR 2 hr-UBR	1/2"	SHEETROCK FIRECODE C	2x4 (25%)	57 sq.in	Min. 2-1/2" normal wt. concrete topping on Min. 8J2 joists and W10x21 beams
	G527	2 hr-R & UR 3 hr-UBR	1/2"	SHEETROCK FIRECODE C 1P-X2 & 1PC-AR	N/A	N/A	Min. 2-1/2" normal wt. concrete topping on Min. 8J2 joists and W10x21 beams
	G528	1-1/2 hr-R & UR	1/2"	SHEETROCK FIRECODE C	N/A	N/A	Min. 2-1/2" normal wt. concrete topping on Min. 10J2 joists
	G529	2 hr-R & UR 2 or 3 hr-UBR	1/2"	SHEETROCK FIRECODE C	2x4 (24%)	57 sq in	Min. 2-1/2" normal wt. or ltwt. concrete topping on Min. 10J2 joists and W8x24 beams
			1/2"	SHEETROCK FIRECODE C	2x4 (24%)	57 sq in	Min. 3-1/4" normal wt. concrete topping on Min. 10J2 joists and W8x24 beams
			5/8"	SHEETROCK FIRECODE C	2x4 (24%)	57 sq in	Min. 2-3/4" normal wt. concrete topping on Min. 10J2 joists and W8x24 beams
	G531	2 hr-R&UR 2 hr-UBR	1/2"	SHEETROCK FIRECODE C	1x1 (1%)	144 sq. in.	Min. 3-1/4" normal wt. concrete Min. 6" D500 steel joist
			5/8"	SHEETROCK FIRECODE	1x1	144 sq. in. (1%)	Min. 2-1/2" normal wt. concrete Min. 6" D500 or D510 steel joist
	G541	1 hr-R&UR	5/8"	SHEETROCK FIRECODE C	2x4	113 sq. in. (24%)	Min. 3-1/2" normal wt. concrete Min. 7-3/16"-deep, 18-ga. steel C-joists
	G546	1 hr-R&UR 1 hr-UBR	5/8"	SHEETROCK FIRECODE C	N/A	N/A	Min. 2" normal ltwt. concrete light-gauge steel truss
	G547	2 hr-R&UR 3 hr-UBR	1/2"	SHEETROCK FIRECODE C	2x4 (24%)	114 sq. in.	Min. 2-1/2" normal wt. concrete Min. 8J2 or 10K1 steel joists
5/8"			SHEETROCK FIRECODE C	2x4 (24%)	114 sq. in.	Min. 3" normal wt. concrete Min. 8J2 or 10K1 steel joists	
G551	1 hr-UR	5/8" one or two layers	SHEETROCK FIRECODE C	N/A	N/A	1" Levelrock, steel deck, 9-1/4"-deep steel C-joists @ 24" o.c., 3-1/2" insulation, RC-ls @ 24" o.c.	

Fire-Rated Ceiling Assemblies

Flat Drywall Ceilings

Floor/Ceiling	UL Design No.	Assembly Rating*	Board Thick.	Wallboard Core Type	Fixture Size (% of Fixtures)	Max. Duct Area per 100 sf	Assembly Construction Details
Precast Concrete Floors	J502	2 hr-U & UR	5/8"	SHEETROCK FIRECODE C	NA	NA	Min. 2" normal wt. concrete slab
		3 hr-R & UR	5/8"	SHEETROCK FIRECODE C	NA	NA	Min. 2-3/4" normal wt. concrete slab
Wood Joists	L211	2 hr-UR 75 min finish rating	1/2"	SHEETROCK FIRECODE C	1x4 (12%) 2x2 (16%) 2x4 (24%) 20"x48" (20%)	576 sq. in..	T & G or plywood (see 6 alternatives) over subfloor on 2x10 joists @16" oc, plus P237- ceiling const.
	L502	1 hr-UR 22 min finish rating	1/2"	SHEETROCK FIRECODE C 2P-X2, 1PC-AR, & WRC	N/A	N/A	T & G or plywood (see 14 alternatives) over subfloor on 2x10 joists @ 16" o.c.
	L508	1 hr-UR 29 min finish rating	5/8"	SHEETROCK FIRECODE C 1P-X1, 2P-X2, 2PC-AR, SCX, SYX, & WRX	N/A	N/A	T & G or plywood on 4x10 or DBL 2x10 joists
Wood Joists	L513	1 hr-UR 28 min finish rating	5/8"	SHEETROCK FIRECODE C	N/A	N/A	3/4" T & G w/ adhesive on 2x10" joists @ 24" o.c., drywall battens at joints (see 15 alternatives)
	L515	1 hr-UR 21 min finish rating	1/2"	SHEETROCK FIRECODE C 2P-X2, 1PC-AR, & WRC	N/A	N/A	T & G over subflooring on 2x10 joists @ 16" o.c. (see 9 alternatives)
	L523	1 hr-U 21-min. finish rating	5/8"	SHEETROCK FIRECODE C	N/A	198 sq. in.	Finish floor over 5/8" plywood on 2x10 joists @ 16" o.c. max.
	L525	1 hr-UR 21 min finish rating	1/2" or 5/8"	SHEETROCK FIRECODE C	2x4 (24%)	57 sq. in.	T & G or plywood over subflooring on 2x10 joists @ 16" o.c.(see 12 alternatives)
	L526	1 hr-UR 22 min finish rating	5/8"	SHEETROCK FIRECODE C 1P-X2, 1PC-AR, & WRC	2x4 (24%)	114 sq. in.	T & G or plywood over on 2x10 joists (see 10 alternatives)
Plywood with Wood Truss	L521	1 hr-U 25-min. finish rating	5/8"	SHEETROCK FIRECODE C	N/A	324 sq. in.	Finish floor over plywood subfloor on min. 18"-deep wood truss @ 24" o.c. max.
	L529	1 hr-UR 22 min finish rating	5/8"	SHEETROCK FIRECODE C 1P-X2, 2PC-AR	2x4 (24%)	57 sq. in.	T & G wood floor or ltwt insulating concrete over subflooring (see 16 alternatives) on trusses @ 24" o.c. max
	L550	1 hr-U 23-min. finish rating	5/8"	SHEETROCK FIRECODE C	N/A	360 sq. in.	Finish floor over T&G plywood subfloor on min.-18" deep wood truss @ 24" o.c. max.
Plywood with Steel C-Joists or Light-Gauge Steel Truss	L524	1 hr-R&UR	1/2" two layers	SHEETROCK FIRECODE C	N/A	N/A	Finish floor over plywood subfloor on min. 7"-deep steel C-joist
	L548	1 hr-R&UR	5/8" two layers	SHEETROCK FIRECODE C	N/A	N/A	7/8" T&G plywood on min. 11-3/8"-deep, 16-ga. steel truss @ 24" o.c. max.
	L549	1 hr-R&UR	5/8"	SHEETROCK FIRECODE C	N/A	N/A	Finish floor over 23/32" plywood on light-gauge steel trusses @ 48" o.c. max.
	L551	1 hr-R&UR	5/8"	SHEETROCK FIRECODE C	N/A	N/A	Finish floor over 23/32" plywood on light-gauge steel trusses @ 48" o.c. max.

Flat Drywall Ceilings

Floor/Ceiling	UL Design No.	Assembly Rating*	Board Thick.	Wallboard Core Type	Fixture Size (% of Fixtures)	Max. Duct Area per 100 sf	Assembly Construction Details
Plywood with Steel C-Joists or Light-Gauge Steel Truss (continued)	L552	1 hr-R&UR	5/8"	SHEETROCK FIRECODE C	N/A	N/A	Finish floor over 23/32" plywood on light-gauge steel trusses @ 48" o.c. max.
	L553	1 hr-R&UR	5/8"	SHEETROCK FIRECODE C	N/A	N/A	Finish floor over 23/32" plywood on light-gauge steel trusses @ 48" o.c. max.
	L559	1 hr-R&UR	5/8"	SHEETROCK FIRECODE C	N/A	N/A	Finish floor over 23/32" plywood on light-gauge steel trusses @ 48" o.c. max.
	L560	1 hr-R&UR	5/8"	SHEETROCK FIRECODE C	N/A	N/A	Finish floor over 23/32" plywood on light-gauge steel trusses @ 48" o.c. max.
	L563	1 hr-UR	5/8"	SHEETROCK FIRECODE C	N/A	256 sq. in.	Wood floor; 2x4 open-web wood truss @ 24" o.c.
	L569	1 hr-UR	5/8"	SHEETROCK FIRECODE C	N/A	N/A	Wood floor; 2x10 wood joists @ 16" or 24" o.c. when battens (item7) are used.
	L570	1 hr-UR	1/2"	SHEETROCK FIRECODE C	N/A	N/A	Wood floor, 9-1/2"-deep wood I-joists @ 19.2" o.c.
FORTCRETE Panels with Steel C-Joists	G535	1-1/2 & 2 hr UR	5/8"	SHEETROCK FIRECODE C			
	G536	2 hr UR	5/8" two layers	SHEETROCK FIRECODE C			
	G556	1-1/2 & 2 hr UR	5/8"	SHEETROCK FIRECODE C			
	G557	2 hr UR	5/8" two layers	SHEETROCK FIRECODE C			
	G558	1 hr R & UR	5/8"	SHEETROCK FIRECODE C			
	G562	2 hr R & UR	5/8" two layers	SHEETROCK FIRECODE C			

* R = restrained rating
UR = unrestrained rating
UBR = unrestrained beam rating

Fire-Rated Ceiling Assemblies

Flat Drywall Suspension Ceilings

Floor/Ceiling	UL Design No.	Assembly Rating*	Board Thick.	Wallboard Core Type	Fixture Size (% of Fixtures)	Max. Duct Area per 100 sf	Assembly Construction Details
Double Ceiling Roof Assemblies	P237	2-hr-R & UR 2-hr-UBR	1/2"	SHEETROCK FIRECODE C	1x4 (12%), 2x2 (16%), 2x4 (24%), 20"x48" (20%)	576 sq. in.	Roof system on steel roof deck, min. fiber 8H3 or 10k1 min @ 72" o.c. max
	P239	1-1/2 hr-R & UR 1-1/2 hr-UBR	1/2"	SHEETROCK FIRECODE C	1x4 (12%), 2x2 (16%), 2x4 (24%), 20"x48" (20%)	576 sq. in.	Roof covering of gypsum concrete over USG form board, subpurlins and 12J3 joists w/ w6x16 beam.
	P241	2 hr-R & UR	1/2"	SHEETROCK FIRECODE C	1x4 (12%), 2x2 (16%), 2x4 (24%), 209x489 (20%)	576 sq. in.	Roof covering over over insulating concrete on steel roof deck and 10J3 min joists @ 48" o.c.
Mineral and Fiber Board on Building Units or Precast Concrete	P501	1 and 2 hr-R & UR	5/8"	SHEETROCK FIRECODE C 2P-X2 & 2PC-AR	N/A	N/A	Roof covering over mineral and fiber board on building or precast concrete units, 14J5 joists @ 48" o.c. max.
Gypsum Plank, Insulation Board	P506	1-1/2 hr-R & UR	5/8"	SHEETROCK FIRECODE C	2x4 (24%)	57 sq in	Roof covering over min & fiber boards. on gypsum planks, subpurlins and 12 H5 joists @48" o.c. max.
	P508	1 hr-R & UR	5/8"	SHEETROCK FIRECODE C 2P-X2, 1PC-AR, & WRC	2x4 (24%)	144 sq in	Roof covering over min & fiber boards (see alt) gyp wallboard., steel roof deck, 10J4 joists (min) @48" o.c.
Insulating Concrete	P507	1-1/2 hr-R 1 hr-UR	5/8"	SHEETROCK FIRECODE C	2x4 (24%)	57 sq in	Roof covering on foamed plastic insulation, Gypsum conc and form boards. on subpurlins and 10J4 joists (min) @ 4" o.c.
	P509	1 hr-R & UR 1 hr-R	5/8"	SHEETROCK FIRECODE C	2x4 (24%)	144 sq in	Roof covering on foamed plastic insulation, Gypsum conc. and form boards. on subpurlins and 10J4 joists (min) @ 4" o.c.
Corrugated Steel Deck w/Insulated Board or Foam Plastic Insulation	P510	1 & 1-1/2 hr-R & UR	1/2" & 5/8"	SHEETROCK FIRECODE C	2x4 (24%)	57 sq in	Roof covering over insulation (see alt) on gypsum wallboard steel roof deck, 10J4 joists (min) @ 72" o.c. max.
	P513	1-1/2 hr-R & UR	5/8"	SHEETROCK FIRECODE C	2x4 (24%)	144 sq in	Roof covering on insulating concrete and foamed plastic over corrugated steel deck, 10J4 steel joists @ 48" o.c.
	P514	2 hr-R & UR	5/8"	SHEETROCK FIRECODE C	2x4 (24%)	255 sq in	Roof covering over insulation (see 9 alternatives), gyp. wallboard and steel deck, 8H3 steel joists @ 48" o.c.
	P516	1 hr-UR	5/8" (2 layers)	SHEETROCK FIRECODE C	NA	NA	Metal roof deck panels on Min. 8" deep C-or-Z-shaped purlins @ 60" max, glass fiber insulation between roof deck panels and steel roof purlins, W-shaped beam
	P518	1 hr-R&UR 1 hr-UB	1/2" two layers	SHEETROCK FIRECODE C	N/A	N/A	Roof covering over steel deck on min. min. 8"-deep, 18-ga. steel C-joists @ 24" o.c. max.

Flat Drywall Suspension Ceilings

Floor/Ceiling	UL Design No.	Assembly Rating*	Board Thick.	Wallboard Core Type	Fixture Size (% of Fixtures)	Max. Duct Area per 100 sf	Assembly Construction Details
Engineered Steel or Wood or Roof Truss	P515	1 hr-R&UR	5/8" two layers	SHEETROCK FIRECODE C	N/A	N/A	Roof covering over mineral and fiber board on steel roof deck over steel roof trusses @ 48" o.c. max.
	P521	2 hr-R&UR	5/8" two layers	SHEETROCK FIRECODE C	N/A	N/A	Roof covering over foamed plastic insulation, gypsum wallboard, steel deck on light-gauge steel trusses @ 48" o.c. max.
	P522	1 hr-UR	5/8"	SHEETROCK FIRECODE C	N/A	196 sq. in.	Roof system over 15/32" plywood on wood trusses @ 24" o.c. max. @ 24" o.c. max.
	P523	1 hr-R&UR	5/8"	SHEETROCK FIRECODE C	N/A	N/A	Roof system over 23/32" plywood on light-gauge steel trusses @ 48" o.c. max.
	P525	2 hr-R&UR	5/8" two layers	SHEETROCK FIRECODE C	N/A	N/A	Roof membrane or metal roof deck on foamed plastic insulation, Durock® Brand Cement Board or gypsum wallboard over corrugated steel deck on light-gauge steel trusses @ 48" o.c. max.
	P526	1 hr-R&UR	5/8"	SHEETROCK FIRECODE C	N/A	N/A	Roof system over 23/32" plywood or steel roof deck on light-gauge steel trusses @ 48" o.c. max.
	P527	1-1/2 hr-R&UR	5/8"	SHEETROCK FIRECODE C	N/A	N/A	Roof covering or metal roof deck on foamed plastic insulation, Durock® Brand Cement Board or gypsum wallboard over corrugated steel deck on light-gauge steel trusses @ 48" o.c. max.
	P528	1 hr-R&UR	5/8"	SHEETROCK FIRECODE C	N/A	N/A	Roof system over 23/32" plywood or steel roof deck on light-gauge steel trusses @ 48" o.c. max.
	P529	1-1/2 hr-R&UR	5/8"	SHEETROCK FIRECODE C	N/A	N/A	Roof covering or metal roof deck on foamed plastic insulation, Durock® Brand Cement Board or gypsum wallboard over corrugated steel deck on light-gauge steel trusses @ 48" o.c. max.
	P530	1 hr-R&UR	5/8"	SHEETROCK FIRECODE C	N/A	N/A	Roof system over 23/32" plywood or steel roof deck on light-gauge steel trusses @ 48" o.c. max.
	P531	1 hr-UR	5/8"	SHEETROCK FIRECODE C	N/A	360 sq. in.	Roof system over 15/32" plywood on wood trusses @ 24" o.c. max.
	P534	1 hr-R&UR	5/8"	SHEETROCK FIRECODE C	N/A	N/A	Roof system over 23/32" plywood or steel roof deck on light-gauge steel trusses @ 48" o.c. max.

Fire-Rated Ceiling Assemblies

Floor/Ceiling	UL Design No.	Assembly Rating*	Board Thick.	Wallboard Core Type	Fixture Size (% of Fixtures)	Max. Duct Area per 100 sf	Assembly Construction Details
Engineered Steel or Wood Roof Truss (continued)	P535	1 hr-R&UR	5/8"	SHEETROCK FIRECODE C	N/A	N/A	Roof covering or metal roof deck over mineral and fiber board or foamed plastic insulation, DUROCK® cement board or gypsum wallboard over light-gauge steel trusses @ 48" o.c. max.
	P536	2 hr-R&UR	5/8" two layers	SHEETROCK FIRECODE C	N/A	N/A	Roof covering or metal roof deck on foamed plastic insulation, DUROCK® cement board or gypsum wallboard over corrugated steel deck on light-gauge steel trusses @ 48" o.c. max.
	P537	1 hr-R&UR	5/8"	SHEETROCK FIRECODE C	N/A	N/A	Roof system over 23/32" plywood or steel roof deck on light-gauge steel trusses @ 48" o.c. max.

Notes

General Notes

1. Hanger wire should be located between the main tee splice and the expansion relief notch and a maximum 48" o.c., or per the requirements of the specific UL design.
2. All 60" cross tees are to have hanger wires at their midpoint.
3. Assemblies are tested with the method and criteria established in Standard UL 263, also known as A2.1, ASTM E119 and NFPA 251.
4. Hold-down clips are required when fire-rated board weighs less than 1.0 lb./sq. ft.
5. % Fixtures column indicates 24" x 48" fixture only, unless noted. Check for suspension requirements.
6. Some designs pertain to DXL only. Contact UL Fire Resistance Directory and revisions to confirm all information listed in these tables.
7. DXLR and ZXLA are also listed by UL.
8. DXL has been used in many other industry fire tests and listed in reports such as the National Evaluation Reports, for example, NER-148 and NER-399 (wood truss constructions).
** Check UL Designs for deck options.

UL Abbreviations

(See UL Directory for details)

R = Restrained assembly
UR = Unrestrained assembly
URB = Unrestrained beam

FIRECODE Cast Panels

AP or AP-3 = FROST, GLACIER, SANDRIFT
AP-1 or AP-2 = FROST, GLACIER, SANDRIFT

FIRECODE Panel

FC-CB = SHEETROCK Brand Lay-In Ceiling Panel
CLIMAPLUS

FIRECODE Water-Felted Panels

Astro-FR = ASTRO *CLIMAPLUS*
FR-X1 = ECLIPSE *CLIMAPLUS*, MILLENNIA *CLIMAPLUS*
FR-83 = ASPEN, FISSURED, PEBBLED *CLIMAPLUS*, RADAR, RADAR *CLIMAPLUS*, RADAR *CLIMAPLUS* High NRC/CAC, ROCK FACE *CLIMAPLUS*, TOUCHSTONE
FR-4 = RADAR Ceramic *CLIMAPLUS*
M = CLEAN ROOM *CLIMAPLUS*

Report Compliance

L.A. Research Report Compliance

DOWN brand suspension systems manufactured by USG Interiors, Inc. comply with one or more of the following L.A. Research Report numbers: 22179, 23541, 24095, 25764.

ICBO 2244 and 1939 Research Reports

Warranties and Limitations

Lifetime (30-Year) Limited Warranty

All USG *DOWN* brand suspension systems, when used with any USG ceiling panels or tiles or *SHEETROCK* brand gypsum lay-in ceiling panels, carry a lifetime (30-year) warranty that our products shall be free from manufacturing defects and that the suspension systems shall be free from the occurrence of 50% red rust as defined by ASTM D610 test procedures for 30 years from the date of installation.

USG ceiling panels and tiles with *CLIMAPLUS* performance are specially formulated to endure environments with up to 100% relative humidity and temperatures up to 104 °F. These panels carry a limited warranty against visible sag for 30 years when installed in a *DOWN* suspension system. (See "warranty conditions" section for specific Environmental Limitations)

Sag resistance is measured under 'Standard Test Method for Strength Properties of Pre-fabricated Architectural Acoustical Tile or Lay-in Ceiling Panels', ASTM C367-05. The Test Method cautions (Section 17.3) that it "is not designed to establish the expected performance of the ceiling panels under field conditions of use, but only the sag properties for the specific temperature, humidity, exposure time and mounting conditions used in the test.

Neither this Test Method nor any other laboratory test we are aware of can predict long-term sag resistance. We do know that the higher the relative humidity and temperature, and the longer the time these conditions prevail, the more susceptible to sag are the ceiling panels. Nevertheless, USG has offered sag resistant ceiling panels for more than 20 years, and we have very rarely received sag complaints. This excellent field performance is expected because the formulations of both core and/or backing, depending on the particular panel, inherently impart sag resistance. Avoidance of extreme temperature and humidity conditions and regular cleaning will enhance sag resistance and all other performance attributes of the ceiling panels.

USG *CLIMAPLUS* ceiling panels with Superior Performance are warranted to be free from the growth of mold and mildew for 30 years from the date of installation. These ceiling panels include an antimicrobial treatment on the painted surface that contains a mold-inhibiting agent that provides broad-spectrum control for the growth of mold and mildew over the warranty period. *CLIMAPLUS* fiberglass panels and *RADAR Ceramic CLIMAPLUS* ceiling panels do not have Superior Performance antimicrobial treatment; they are warranted to be free from the growth of mold and mildew for 30 years from the date of installation due to the inherent characteristics of the products.

CLEAN ROOM CLIMAPLUS and *SHEETROCK CLIMAPLUS* gypsum lay-in panels do not feature the Superior Performance antimicrobial treatment and therefore are not included in the 30-Year Antimicrobial System Warranty.

All USG limited warranties are subject to use under normal conditions. Abnormal conditions include exposure to chemical fumes, vibrations, moisture from conditions such as leaks or condensation, excessive humidity, or excessive dirt or dust buildup. By "lifetime" we mean the useful life of the ceiling system, up to a maximum of 30 years.

The *CLIMAPLUS* warranty periods for these and other USG products and systems are as follows:

Warranties	Ceiling Systems			
	Panel/Tile	Suspension System		
	<i>CLIMAPLUS</i> Panels & Tile plus <i>DOWN</i> Suspension System	Lifetime 30 Years	Lifetime 30 Years	
	All other USG Ceiling Panels & Tile plus <i>DOWN</i> Suspension System	1 Year	Lifetime 30 Years	
USG Specialty Ceilings	1 Year	—		

Individual Products	Ceiling Systems			
	Panel/Tile	Suspension System		
	<i>CLIMAPLUS</i> Panels & Tile	10 Years	—	
	All Other USG Ceiling Panels & Tile	1 Year	—	
<i>DOWN</i> Suspension Systems	—	10 Years		

All warranties are subject to the following terms and conditions:

Who is covered?	Except where stated otherwise on specific product warranties, all USG warranties cover the original owner of the building at the time of installation.
What will USG do?	<p>In the unlikely event of product performance failure, at our election USG will replace the goods or we will refund or credit an amount equal to the (original) purchase price of the goods within warranted conditions.</p> <p>The building owner is responsible for all costs associated with removal and installation.</p>
What does this warranty not cover?	<p>All ceiling products and systems must be installed and maintained in accordance with current USG written instructions and best industry practice, including the CISCA Handbook and ASTM C636, "Standard Practice for Installation of Metal Ceiling Suspension Systems for Acoustical Tile and Lay-In Panels." SHEETROCK Gypsum Panels used with the USG Drywall Suspension System are not covered.</p> <p>Also, you must observe the following:</p> <ul style="list-style-type: none"> – Care must be taken that the products are not damaged during delivery and while they are stored at the job site. – The products must always be protected from vibration, direct contact with water including condensation, and chemical fumes, both before and after installation. – These products may not be used in exterior applications. The only exception is <i>RADAR</i> Ceramic <i>CLIMAPLUS</i>, which may be used in exterior soffits. <p>Except for ceilings with Superior Performance, <i>CLIMAPLUS</i> fiberglass ceiling panels and <i>RADAR</i> Ceramic <i>CLIMAPLUS</i> ceiling panels, the growth of mold or bacteria is not covered by this warranty nor is it the responsibility of USG. All products should be maintained to avoid excessive dirt or dust buildup or the presence of excessive moisture that would provide a medium for microbial growth on ceiling panels.</p> <p>Damage that may occur from vibrations, fire, water, freezing temperature, accident, any form of abuse or exposure to Abnormal Conditions is not covered in this warranty. If subject to Abnormal Conditions, the products should be removed immediately and replaced once the conditions are normal.</p>

Warranties and Limitations

Warranty Conditions

free

All ceiling products and suspension systems must be installed and maintained in accordance with USG written installation instructions for that product in effect at the time of installation and best industry practice. Prior to, during, and after installation, the ceiling product must be kept clean and dry, and maintained in an environment of chemical fumes or vibration, not subject to Abnormal Conditions and within the following conditions:

Performance Level	Environmental Limitations
RADAR Ceramic <i>CLIMAPLUS</i>	60-104°F (16-40°C) Up to 100% RH
<i>CLIMAPLUS</i> Ceilings	60-104°F (16-40°C) up to 95% RH
Standard Commercial Ceilings	60-85°F (16-29°C) up to 70% RH

For RADAR Ceramic *CLIMAPLUS* ceiling panels: The sag performance warranty extends to installations where the ceiling product is exposed to environments subject to temperatures of 60-104 °F (16-40 °C), chemical fumes, steam, and up to 100% RH, including standing water applications, so long as the product is installed with either AX™ or ZXLA™ suspension systems. For swimming pools, install only with AX or ZXLA suspension systems. For outdoor soffits, canopies and parking garages, install with ZXLA suspension system (wind uplift should be considered).

For all *CLIMAPLUS* products (excludes CLEAN ROOM *CLIMAPLUS* and SHEETROCK gypsum lay-in panels): These ceilings must be maintained to avoid excessive dirt or dust buildup that would provide a medium for microbial growth on these panels or tiles. Microbial protection does not extend beyond the treated surface as received from the factory, and does not protect other materials that contact the treated surface such as supported materials.

Suspension Systems

Prior to, during, and after installation, the suspension systems (excluding DXLA™, AX, ZXLA and the USG drywall suspension system) shall be maintained in a temperature range of 60-104 °F (16-40 °C) and relative humidity shall not exceed 90%. DXLA shall be maintained in a temperature range of 60-104 °F (16-40 °C) and relative humidity shall not exceed 95%. AX, ZXLA and the USG Drywall Suspension System shall be maintained in a temperature range from 60-104 °F (16-40 °C) and relative humidity can be up to 100%. The warranty does not cover rusting that occurs from building leaks or condensation.

General notes

The ceiling panels must not be used to support any material including insulation. Where insulation must be used, it should be no heavier than 0.26 lbs./sq. ft. and installed with the following USG recommendations: insulation must be applied perpendicular to the suspension cross tees with the suspension system supporting the weight of the insulation. Insulation is also not recommended to be used as follows: Firecode applications, unless specified and use described by Underwriters Laboratories, Inc. Mold or mildew growth on insulation or placed above the ceiling panel or tile are not covered by this warranty.

This warranty does not cover damage caused by fire, water, accident, or by any form of abuse except normal wear and tear.

Please see USG written instructions about proper maintenance, touch up, and repainting of our ceiling systems. Please note that not all products can be repainted and that repainting will affect acoustical performance, appearance, microbial resistance, fire resistance, and ventilation through the ceiling panels or tiles.

Note

1. RADAR Ceramic ceiling panels with *CLIMAPLUS* performance will withstand corrosive chemical fumes and contain coatings and/or a formulation to inhibit or retard the growth of mold and mildew.

Normal environmental conditions must prevail to warrant product performance. This warranty will not cover situations where the panels are subject to vibrations or chemical fumes or where moisture comes in contact with the ceiling panel or tile as a result of a leaking roof, a sweating pipe, a leaking radiator, a flood, condensation on windows, condensation on more subtle surfaces where dew points are reached, humidified air from the HVAC system or any other similar causes.

How do you get service?

You must notify USG of the problem within 30 days of the time the problem first became apparent to you at the following address: USG, 550 West Adams Street, Chicago, IL 60661. Please send us any photographs of the problem area as these are often helpful. (Or, call us at 800 950.3839.) We will contact you within 30 days and, if we authorize a replacement or payment, that will be done within 30 days thereafter.

How does state law apply?

This warranty gives you specific legal rights and you may also have other rights, which vary from state to state.

Replacement or refunding the purchase price of defective material shall constitute the sole and total obligation of USG. We shall not be responsible for any labor charges or other installation or replacement costs or for incidental or consequential damages of any nature whatsoever. THIS WARRANTY IS IN LIEU OF AND EXCLUDES ALL OTHER WARRANTIES NOT EXPRESSLY SET FORTH HEREIN, WHETHER IMPLIED BY OPERATION OF LAW OR OTHERWISE, INCLUDING, BUT NOT LIMITED TO, ANY IMPLIED WARRANTIES OF MERCHANTABILITY OR FITNESS.

Product Index

Specialty Ceilings

Page		Page	
50	BILLO 3-Dimensional Panels	68	GRIDWARE Suspension System
52	CELEBRATION Metal Ceiling Panels	70	LIBRETTO Gridless Metal Ceiling System
54	CELEBRATION Planks and Large Sizes	78	PANZ Metal Ceiling Panels
56	COMPASSO Perimeter Trim	80	PANZ Planks and Large Sizes
58	C ² Paired COMPASSO Channels	82	PARALINE Linear Metal Ceiling System
60	COMPASSO Slim	84	TOPO 3-Dimensional System
62	CURVATURA 3-Dimensional System	86	TRANSLUCENTS Luminous Ceiling Panels
64	GEOMETRIX 3-Dimensional Metal Ceiling Panels	88	TRANSPARENCIES Luminous Ceiling System
66	GEOMETRIX Wall-Mount Solution	90	WIREWORKS Open-Cell Ceiling Panels

Acoustical Ceilings

Page		Page	
120	ASPEN	156	MILLENNIA <i>CLIMAPLUS</i> High-NRC
122	ASTRO <i>CLIMAPLUS</i>	158	OLYMPIA MICRO <i>CLIMAPLUS</i>
124	BRIO <i>CLIMAPLUS</i>	160	PEBBLED <i>CLIMAPLUS</i>
126	CLEAN ROOM <i>CLIMAPLUS</i>	162	PREMIER HI-LITE <i>CLIMAPLUS</i>
128	ECLIPSE <i>CLIMAPLUS</i>	164	PREMIER NUBBY <i>CLIMAPLUS</i>
130	ECLIPSE <i>CLIMAPLUS</i> Illusion and Pedestals	166	RADAR
132	"F" FISSURED	168	RADAR <i>CLIMAPLUS</i>
134	FISSURED	170	RADAR <i>CLIMAPLUS</i> Illusion
136	FRESCO <i>CLIMAPLUS</i>	172	RADAR <i>CLIMAPLUS</i> High-CAC, High-NRC
138	FROST	174	RADAR Ceramic <i>CLIMAPLUS</i>
140	FROST <i>CLIMAPLUS</i>	176	RENDITIONS Animations Face-Routed Ceiling Panels
142	GLACIER	178	RENDITIONS Boundaries Face-Routed Ceiling Panels
144	HALCYON <i>CLIMAPLUS</i>	180	ROCK FACE <i>CLIMAPLUS</i>
146	HALCYON <i>CLIMAPLUS</i> Planks and Large Sizes	182	SANDRIFT <i>CLIMAPLUS</i>
148	LOGIX Integrated Ceiling Systems	184	SHEETROCK Lay-In Ceiling Panel <i>CLIMAPLUS</i>
150	MARS <i>CLIMAPLUS</i>	186	SUMMIT <i>CLIMAPLUS</i>
152	MARS <i>CLIMAPLUS</i> High-NRC	188	TOUCHSTONE <i>CLIMAPLUS</i>
154	MILLENNIA <i>CLIMAPLUS</i>		

Suspension Systems

Page		Page	
200	AX Aluminum 15/16"	220	ZXLA Environmental
202	CE Controlled Environment 1-1/2"	222	USG Drywall Suspension System – Flat Ceilings
204	CENTRICITEE 9/16"	224	USG Drywall Suspension System – Curved Ceilings
206	DX/DXL Fire-Rated 15/16"	226	Wall-to-Wall System
208	DX/DXL Concealed 15/16"	228	M7 Overlapping Wall Angle
210	DXLA Aluminum-Capped Fire-Rated 15/16"	230	Seismic Accessories
212	DXSS Stainless Steel 15/16"	231	DONN ACM7 Seismic Clip
214	DXW 1-1/2"	233	Seismic Separation Joints
216	FINELINE DXF with 1/4" Reveal	234	Suspension Systems Accessories
218	FINELINE 1/8 DXFF with 1/8" Reveal		

Logix Integrated Ceiling Systems

Page		Page	
247	LOGIX Basic	250	LOGIX Linear Modules
248	LOGIX Linear	251	LOGIX Basic Modules

**Ceilings Products
Listed Alphabetically**

	A		M
120	ASPEN	228	M7 Overlapping Wall Angle
122	ASTRO <i>CLIMAPLUS</i>	150	MARS <i>CLIMAPLUS</i>
200	AX Aluminum 15/16"	152	MARS <i>CLIMAPLUS</i> High-NRC
	B	154	MILLENNIA <i>CLIMAPLUS</i>
50	BILLO 3-Dimensional Panels	156	MILLENNIA <i>CLIMAPLUS</i> High-NRC
124	BRIO <i>CLIMAPLUS</i>		O
	C	158	OLYMPIA MICRO <i>CLIMAPLUS</i>
58	C ² Paired COMPASSO Channels		P
202	CE Controlled Environment 1-1/2"	78	PANZ Metal Ceiling Panels
52	CELEBRATION Metal Ceiling Panels	80	PANZ Planks and Large Sizes
54	CELEBRATION Planks And Large Sizes	82	PARALINE Linear Metal Ceiling System
204	CENTRICITEE 9/16"	160	PEBBLED <i>CLIMAPLUS</i>
126	CLEAN ROOM <i>CLIMAPLUS</i>	162	PREMIER HI-LITE <i>CLIMAPLUS</i>
56	COMPASSO Perimeter Trim	164	PREMIER NUBBY <i>CLIMAPLUS</i>
60	COMPASSO Slim		R
62	CURVATURA 3-Dimensional System	166	RADAR
	D	168	RADAR <i>CLIMAPLUS</i>
231	DONN ACM7 Seismic Clip	170	RADAR <i>CLIMAPLUS</i> Illusion
206	DX/DXL Fire-Rated 15/16"	172	RADAR <i>CLIMAPLUS</i> High-CAC, High-NRC
208	DX/DXL Concealed 15/16"	174	RADAR Ceramic <i>CLIMAPLUS</i>
210	DXLA Aluminum-Capped Fire-Rated 15/16"	176	RENDITIONS Animations Face-Routed Ceiling Panels
212	DXSS Stainless Steel 15/16"	178	RENDITIONS Boundaries Face-Routed Ceiling Panels
214	DXW 1-1/2"	180	ROCK FACE <i>CLIMAPLUS</i>
	E		S
128	ECLIPSE <i>CLIMAPLUS</i>	182	SANDRIFT <i>CLIMAPLUS</i>
130	ECLIPSE <i>CLIMAPLUS</i> Illusion and Pedestals	230	Seismic Accessories
	F	233	Seismic Separation Joints
216	FINELINE DXF with 1/4" Reveal	184	SHEETROCK Lay-In Ceiling Panel <i>CLIMAPLUS</i>
218	FINELINE 1/8 DXFF with 1/8" Reveal	186	SUMMIT <i>CLIMAPLUS</i>
132	"F" FISSURED	234	Suspension Systems Accessories
134	FISSURED		T
136	FRESCO <i>CLIMAPLUS</i>	84	TOPO 3-Dimensional System
138	FROST	188	TOUCHSTONE <i>CLIMAPLUS</i>
140	FROST <i>CLIMAPLUS</i>	86	TRANSLUCENTS Luminous Ceiling Panels
	G	88	TRANSPARENCIES Luminous Ceiling System
64	GEOMETRIX 3-Dimensional Metal Ceiling Panels		U
66	GEOMETRIX Wall-Mount Solution	224	USG Drywall Suspension System – Curved Ceilings
142	GLACIER	222	USG Drywall Suspension System – Flat Ceilings
68	GRIDWARE Suspension System		W
	H	226	Wall-to-Wall System
144	HALCYON <i>CLIMAPLUS</i>	90	WIREWORKS Open-Cell Ceiling Panels
146	HALCYON <i>CLIMAPLUS</i> Planks and Large Sizes		Z
	L	220	ZXLA Environmental
70	LIBRETTO Gridless Metal Ceiling System		
247	LOGIX Basic		
248	LOGIX Linear		

Safety First!

Follow good safety/industrial hygiene practices during installation. Wear appropriate personal protective equipment. Read MSDS and literature before specification and installation.

Notes

All products described here may not be available in all geographic markets. Consult your local sales office or representative for information.

Trademarks

The following are trademarks of USG Corporation or a related company: ACOUSTIBOND, ASPEN, ASTRO, AX, BILLO, BRIO, CELEBRATION, CENTRICITEE, CLEAN ROOM, COMPASSO, CURVATURA, CLIMAPLUS, DONN, DUROCK, DX, DXL, DXLA, DXW, ECLIPSE, FINELINE, "F" FISSURED, FISSURED, FIRECODE, FRESCO FROST, GEOMETRIX, GLACIER, GRIDWARE, HALCYON, LIBRETTO, LOGIX, MARS, MILLENNIA, OLYMPIA MICRO, PANZ, PARALINE, PEBBLED PREMIER HI-LITE, PREMIER NUBBY, QUICK-RELEASE, RADAR, RENDITIONS, ROCK FACE, SANDRIFT, SHEETROCK, SUMMIT, TOPO, TOUCHSTONE, TRANSLUCENTS, TRANSPARENCIES, WIREWORKS, ZXLA. AutoCAD and Revit are registered trademarks of Autodesk, Inc. LEED and LEED Green Building Rating System are registered trademarks of the U.S. Green Building Council. Lexan is a registered trademark of General Electric Company. MasterFormat is a registered trademark of The Construction Specifications Institute, Inc. Privacy Index Report, Spec, and Spectra are registered trademarks of Lencore Acoustics Corporation.

Notice


We shall not be liable for incidental and consequential damages, directly or indirectly sustained, nor for any loss caused by application of these goods not in accordance with current printed instructions or for other than the intended use. Our liability is expressly limited to replacement of defective goods. Any claim shall be deemed waived unless made in writing to us within thirty (30) days from date it was or reasonably should have been discovered.



Sustainable Initiatives

The papers and printers used in the production of the USG Ceiling Systems catalog are all certified to Forest Stewardship Council (FSC) standards which promote environmentally appropriate, socially beneficial and economically viable management of the world's forests. This catalog was printed using Enviro/Tech text inks and on paper containing 10% post consumer waste material. This catalog was printed in partnership with an environmental leader in the printing industry recognized by the EPA for their partnership in the Climate Leaders & Energy Star Programs.





Web Sites

usg.com

usgdesignstudio.com

sustainableceilings.com

seismicceilings.com

Technical Service

800 USG.4YOU

Samples/Literature

888 874.2450

Samples/Literature/Fax

888 874.2348

Customer Service

800 950.3839

See usg.com for the most up-to-date product information.



Manufactured by USG Interiors, Inc.
550 West Adams Street
Chicago, IL 60661

SC2000/rev. 10-10
© 2010, USG Interiors, Inc.
Printed in U.S.A. on recycled paper.