

EXTENSIONS

Introduction

Overview 671-672

Working With Extensions — Specification Information

Working with Organization Tools..... 674-676

Working with Ergonomic Accessories 677-678

Working with Illumination 679-680

Organization Tools

Tool Tiles and Tool Rails..... 682-683

Work Tools..... 684

Marker Boards, Center Drawers and Technology Modules ... 685

Ergonomic Accessories

CPU Hammocks, Keyboard Platforms, and Corner Sleeve..... 686

Illumination

Task Lights, Link™ LED Light, and Reed™ LED Light 687

Task Lights and Wand LED Light 688

Down Light 689

Extensions accessory line by Allsteel is designed to help you create your own space.

- **Create a unique space**

Each person is unique, no one person works exactly like another, and different tasks require different tools. Extensions work tools allow each person the ability to create a unique environment that is all their own. Lots of paper to manage? Need active files within arm's reach? Want to maximize your worksurface space? Need light somewhere other than below a cabinet? Whatever the task, we have the tools to accommodate your workstyle.

- **Create a comfortable space**

With a full line of organization, ergonomic and illumination tools, Extensions allow you to create a comfortable, ergonomic work area. Organization tools keep important items visible and within your reach. Ergonomic tools help you stay comfortable while working. Illumination tools allow you to put your light where it suits you.

- **Create an organized space**

Tired of all the piles of paper building up on your worksurface? Organization tools house your materials and keep them in an orderly fashion. With a combination of hanging or freestanding organizational accessories, Extensions let you manage everything from binders to paper clips.

- **Organization tools**

Work tools are a durable metal construction. Extensions allow you to manage your workspace smartly with tools like the phone caddy to elevate the phone off the worksurface, landscaped mail box trays to minimize worksurface intrusion, folder holders and tool box pencil and CD holders that hang off the slat rail and each other.

Increase your efficiency with organization!

- **Ergonomic tools**

Ergonomics is more than just comfort, it's flexibility and safety. The adjustable keyboard option allows users to maintain and vary comfortable wrist and arm positions throughout the day, whether typing or mousing.

- **Illumination tools**

Sleek and flexible, our lighting components offer you several choices. Recessed Task Lights conserve space and feature electronic ballast for longer bulb life and cooler operating temperature. LED tasklights' slim design blends in with its surrounding while utilizing energy-efficient LED technology. Down Lights give you the freedom of an off-modular panel-mounted task light that goes where you need it — not just under an overhead cabinet. The Link Light offers award-winning style to a highly versatile and energy efficient light.

Organization

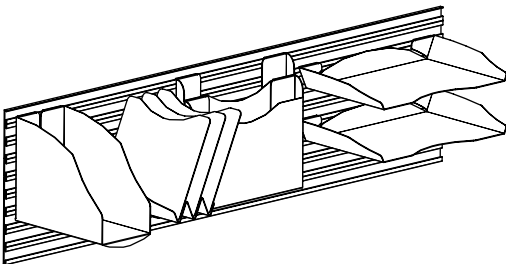
Allsteel's Tool Tile and Rail attachments work in conjunction with a variety of accessories. Modular accessories free up worksurface space and provide orderly storage that is well within reach. Units can be arranged and rearranged to respond to changing workflow. The work tools that attach to the Tool Tile and Rail applications are:

- Mail Box
- Folder Holder
- Phone Caddy
- Binder Bin
- Tool Box Pencil and CD Holder
- Clip Caddy™
- Sidebar™ Personal Shelf
- Paper Wave™
- Gripper Clip
- Multi-Media Hangar

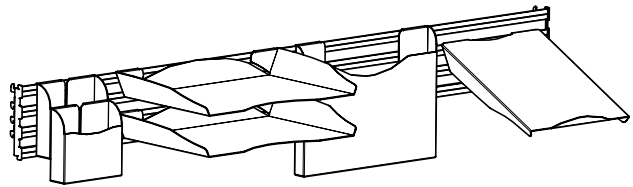
Additional accessories that work with the **Tool Tile and Rail Work Tools** aesthetically are:

- Bookends
- Freestanding Mail Box

Coat Hooks, Marker Boards and Center Drawers round out the **Organization** offering.

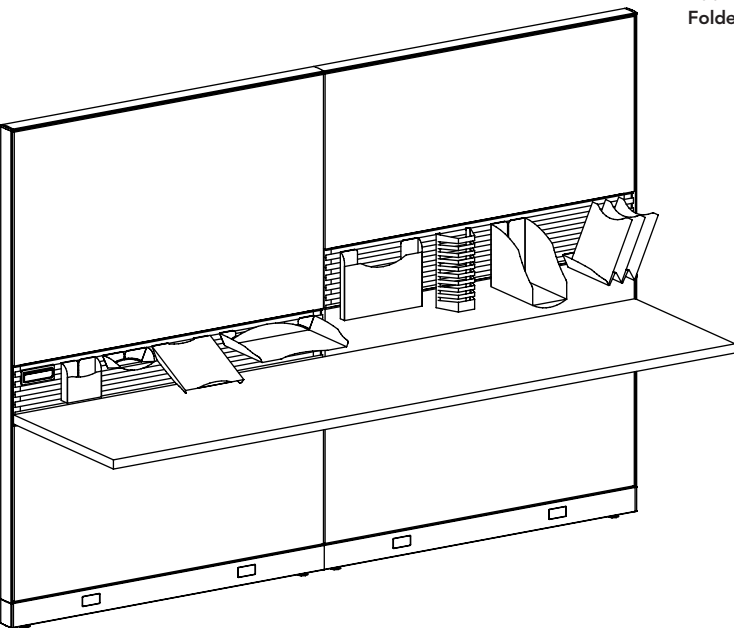


Terrace DNA 15"H Tool Tile shown with the Binder Bin, the Paper Wave, two Folder Holders, and two Mail Boxes.



Tool rail, shown above, mount over tiles and are height-adjustable in 1" increments using slots in panels or metal hutch.

Tool Rail shown with two Tool Box Pencil and CD Holders, two Mail Boxes, Folder Holder, and Phone Caddy.



Stride Tool Tiles are shown above with various work tools. A single 7½"H Stride tool tile placed at worksurface height limits selection of work tools available. Folder Holders, Multi-Media Hangars, and Binder Bins extend below an 7½"H tool tile. Paper Wave and contents above a single 7½"H tool tile.

Tool Tiles & Rails, Work Tools

Tool Tiles — for Stride, Terrace DNA, and Reach (page 682)

- Sturdy aluminum extrusion with steel support construction.
- Powder coated for durable finish.
- Use to hang Extensions tools.
- Available as 7½"H and 15"H tiles for Stride, Reach, and Terrace DNA.
- Use in place of a standard tile.
- Similar attachment mechanism as tile.
- Suggested weight capacity not to exceed 80 lbs.
- Consideration needs to be given to height of tools and location of worksurfaces.
- On Stride do not segment within the center of the back side of a 15"H tool tile, instead use two 7½"H tool tiles.

Tool Rails (page 683)

- Sturdy aluminum extrusion with steel support construction.
- Powder coated for durable finish.
- Use to hang Extensions tools.
- Suggested weight capacity not to exceed 80 lbs.
- Consideration needs to be given to height of tools and location of worksurfaces.
- For use with Stride, Terrace DNA and Concensys Systems; and Reach storage units.
- 5" high rail (widths coordinate with panels).
- Attachment via vertical reveals.
- Can be hung from wall track. Good solution for above copiers.
- Systems Tool Rail is off-modular — can be used on a panel of equal width or one size smaller.
- May span two panels of appropriate size, i.e., 60"W Tool Rail on two 30"W panels.

Tool Rail for Hutches (page 683)

- Will work on Terrace and Concensys System hutches produced after July 2, 2000 and Align metal hutches.

Mail Box (page 684)

- Holds standard letter-size paper and inter-office envelopes.
- Minimal horizontal intrusion.

Folder Holder (page 684)

- Holds manila envelopes.
- Is capable of hanging on other folder holders to maximize space.
- Stores vertically for easy access to files.

Phone Caddy (page 684)

- Holds telephone at optimum ergonomic angle.
- Wire management cut-outs.
- Accommodates standard phone sizes.

Binder Bin (page 684)

- Holds folders, binders and manuals.

Tool Box Pencil and CD Holder (page 684)

- Holds up to 3 CD jewel cases; holds pencils and other writing utensils

Clip Caddy™ (page 684)

- Holds paper clips and other small objects.

Sidebar™ Personal Shelf (page 684)

- Holds office supplies and personal effects.

Paper Wave™ (page 684)

- Provides 3 fully divided slots for organizing files.
- Keeps papers from “bowing” at bottom.

Gripper Clip (page 684)

- Binds project papers together.
- Mounts to Tool Rail or Tool Tile.

Multi-Media Hangar (page 684)

- Holds 9 CDs or Zip disks.

Bookends (page 684)

- Can be used on shelves or in cabinets.
- Used to hold books, binders and catalogs upright.

Freestanding Mail Box (page 684)

- Incorporates similar aesthetic to mounted Mail Box.
- Mounting brackets allow for free access from front and back.
- Sold in pairs of two; will stack up to eight high.
- Individual Mail Box dimension = 1¼"H.
- Stacking brackets are black.

Coat Hook (PMC6) (page 684)

- Hangs directly into slotted Stride, Terrace DNA, or Concensys panel frame.
- Package of six.
- Available in black only.

Marker Boards, Metal Center Drawers, Technology Modules, and Worksurface Power/Data Modules

Marker Board (page 685)

- For use with dry marking pens.
- Hangs directly on Concensys panel frame.
- Brackets are installed for Concensys applications.
- Brackets must be field re-located for use with other systems.
- Marker Board does not replace tile on frame-and-tile systems.
- Porcelain-coated steel surface.
- White with silver trim.
- Width must correspond with width of panel.
- Marker Board Tiles available in tile offering of Align, Stride and Terrace DNA.

Metal Center Drawers (page 685)

- All metal center drawers feature pencil trays with three compartments for storage.
- Center drawers will not fit in center of 24"D worksurfaces which are wider than 60" due to location of center support bracket.
- For locking specifications, see pages 388-390.
- Ball-bearing slide suspension.

Technology Modules (page 685)

- Can be mounted by clamping to worksurface or mounting flush to the worksurface top.
- Must be installed at time of initial worksurface installation if mounting between a worksurface and panel.
- The USB Hub allows simultaneous powering of four USB-A devices.
- Opening size needed to flush mount in worksurface.

Model	Depth of Cut	Width of Cut
87P2U1R	4"	8"
87P2D1R	4"	8"
87P2U1D1R	4"	9½"

Byrne's Docking Station for iPod® and iPhone® (page 685)

- The iDoc charges and syncs with patent pending Roc.in.Doc technology eliminating the need for charging adapters.
- The mount provides quick access to the iPod or iPhone display for easy user control.
- Contact Byrne to check for compatibility with the latest technology.

Worksurface Power/Data Module (page 685)

- Provides easy access to technology at primary worksurface.
- Mounts to edge of a worksurface.

Allsteel's Ergonomic Accessories features an articulating keyboard platform that allows for ultimate flexibility and user support.

Articulating Keyboard Platforms

Features	Model AKMK	Model AKMC I
Keyboard Support	Platform Style: 19"W x 11"D	Clamp Style: Accepts keyboards 6" to 8½"D
Suspension	Lubricated slide track system; spring assisted	Friction-type nylon glide suspension; spring assisted
Platform Rotation	360 degrees	360 degrees
Platform Tilt	+10/-20 degrees	+15/-15 degrees
Platform Tilt Adjustment	Tilt angle achieved using tilt wheel	Knob adjustment for height and tilt
Platform Height Adjustment Range	12½"	9¼"
Platform Height Adjustment	Lift platform to raise, lift slightly and tilt back to lower	Knob adjustment for height and tilt
Platform Hold-out Detent	Stable platform position with focal adjustment	No
Palm Rest	Fabric covered gel palm rest	Fabric covered gel palm rest
Mouse Pad	Circular, swivel, tilt, LH/RH mounting, mouse catcher, gel rest	Square, swivel/tilt
Microsoft® Natural® Compatible	Yes — by removing palm rest	No
Required Mounting Clearance	19"W x 23"D	19"W x 18"D
Adjustable Wrist Rest	Fixed mounting and height	Yes

CPU Hammock, Keyboard Platforms, Metal Corner Sleeves, and Footrest

CPU Hammock™ (page 686)

- Mounts to underside of worksurface.
- Holds tower computers or desktop computers in vertical position.
- Supports up to 85 lbs.
- Height adjustable from 15" to 24" below worksurface.
- Width adjustable to accept units from 3" to 9"W.
- 16-gauge steel construction.
- Model ACPU2 holds units in fixed position.
- Model ACPU3 features retractable suspension system, same features as APCU2.

Cobra Keyboard and Mouse Platform AKMK (page 686)

- Lift and lock intuitive height adjustment.
- Positive and negative tilt for the best ergonomic positioning.
- Non-handed mouse tray can be moved from right hand to left hand side.
- Surpasses ANSI/BIFMA standards
- Black powder-coat finish

Clamp Keyboard and Mouse Platform AKMC (page 686)

- Spring-loaded clamp mechanism securely holds keyboard in place and minimizes the amount of space needed.
- Mouse platform adjusts from right to left hand side to accommodate both user styles.
- Adjustable wrist rest allows users to adjust angle to meet their needs.
- Functions with corner worksurfaces with some functional restrictions
- Surpasses ANSI/BIFMA standards
- Black powder-coat finish

Metal Corner Sleeves (page 686)

- 22½"W leading edge x 18"D.
- Corner sleeves connect intersecting worksurfaces to create “corner desk” work areas.
- All corner sleeves have pre-drilled holes to allow attachment of articulating keyboard platforms.

Allsteel Extensions™ offers Illumination in six styles — Task Light, Reed LED Light, Wand Light, Link Light, and Down Light.

Task Light

Recessed Task Lights conserve space and provide an efficient solution for illuminating the workplace. All models are equipped with electronic ballast for longer bulb life and cooler operating temperature.

Recessed Task Light Models mount under storage cabinets or shelves to provide optimal space utilization. Models are available in two styles and three sizes to correspond with the width of the cabinet or shelf. Task Lights with a fused plug are available to meet Chicago electrical code.

Reed™ LED Undercabinet Light

The Undercabinet Reed LED Light is a low-profile, linear solution for overhead cabinets and shelves and is an ideal solution for painted wood storage. It utilizes energy-efficient LED technology which provides a long life. The Undercabinet LED Light provides the opportunity to mount the fixture where light is needed most.

The LED Undercabinet Light features a metal trough reflector with diffuser lens. The LED Undercabinet Light has a sleek ½" thick profile and provides two options for mounting, either magnetically or with included hardware.

Wand Task Light

Wand freestanding task light offers a clean, simple design along with powerful LED technology to illuminate the workspace. The swivel base and arm tilt allow users to position the light just where they need it. The 5 watt LED light offers efficiency and long life, providing up to 25 years of daily use. The slim, sleek design makes it easy to integrate into any workspace. Wand task light is 97% recyclable.

Link™ Light

Link's simple forms, slim profile, and expressive details make a surprising design statement in any workplace. The playful lamp head offers 180-degree movement for natural and precise adjustability. The concentrated array of high-power LEDs delivers a brighter light output than standard fluorescent lights, while operating cooler for consistent, long-lasting, and uniform-quality light. Plus, its efficient design elegantly conserves the amount of materials required, paring them down to their most essential. Engineered for effortless disassembly, Link is 97 percent recyclable.

Off-modular Down Light

Use the low-profile Down Light in any area of your workstation — no overhead storage cabinet required! Until now, the location of office lighting has been dictated by the location of the overhead cabinets and shelves. No cabinet, no light. The Down Light provides the freedom to mount lighting to the panel system, not the overhead. This provides the user with maximum flexibility! You can mount the light up higher off your workstation for minimal worksurface intrusion or you can mount it just above the worksurface for more concentrated light. The Down Light also has off modular capabilities for even more flexibility and functionality. Mount on a panel of equal width or smaller or span two smaller width panels with one light. The choice is yours.

Lights — Task, LED, Link, and Down

Recessed Task Lights (pages 687-688)

- Recessed Task Lights are black with a 9' long black cord that is attached to the right rear corner of the fixture. (Color does not need to be specified.)
- Bulbs are included.
- RECOMMENDATION: Provide a separate circuit for task lights to ensure proper, long-term operation.
- Includes 4 Cord Retainer clips.
- Shorter width models can be used on wider overheads, shelves and hutches.
- All models are equipped with electronic ballast for longer bulb life and cooler operating temperature.
- On/Off switch provides individual control of tasklight within the workstation.
- Daisy chain models require a Master Control model — 10 fixtures maximum.

Reed™ LED Undercabinet Lights (page 687)

- Low Profile energy-efficient LED Task Light for use with Overhead Storage Cabinets and shelves.
- 15W power supply for 18" unit.
- 60W power supply for 36" unit and 18" daisy-chain starter unit.
- 3500K color temperature.
- 95 footcandles at 18".
- Magnetic or screw-mount option — attachment hardware included.
- On 18" model, power drive is attached to plug: allow 1½"D space at outlet.
- On 36" model, power drive brick is in center of cord and can be attached to underside of worksurface with velcro mount.
- Includes 3 Cord Retainer Clips.
- Meets California Title 24 Energy Efficiency Standards.
- "Instant On" switch with infinite dimming cycle from 100% to 15% and back to 100%, allowing the user to set their desired level of lighting.
- Up to 3 additional 18" units may be daisy-chained together with 18" daisy-chain starter fixture.
- Up to 2 36" units may be daisy-chained together with 18" daisy-chain starter fixture.

Link Light (page 687)

- Single- or dual-arm style.
- 3300K color temperature, 7.5 watts.
- Available in two soft-touch colors (Silver and Black).
- Mounting options include a freestanding base, worksurface edge clamp, or tool rail bracket. Each allows for unobstructed lamp rotation.
- Freestanding base is 9½" x 9½".
- Cord length: 9' with detachable power adapter.
- The lamp head forms the handle, offering 180-degree up/down movement.
- Low Profile worksurface clamp allows for minimal clearance conditions but must be installed before worksurface.
- Power is delivered through a conductive aluminum skin, eliminating internal wiring.
- L-shaped base sits in the corner, using minimal workspace.
- Link Light is UL, CE, and RoHS compliant.
- Actual length of model LED18U is 19".
Actual length of model LED36U is 37¼".

Wand LED Freestanding Task Light (page 688)

- Available in Silver or White. 8'6" cord is Silver.
- Hi/Low switch allows the user to select the right amount of light. Uses 5 watts on Hi or 2.1 watts on Low to provide 45 or 20 Footcandles of light.
- 7½" round swivel base and 16½"H tilt arm allow versatile positioning of the 13" lampshade.
- Designed for 50,000 hours of life, providing up to 25 years of daily use. Warranty — 5 years.
- Color Temperature: 3500K. Color Rendering Index (CRI): 80.
- Materials: aluminum arm and lampshade, steel base.
- Weight: 4.4 lbs. 97% recyclable, 76% post-consumer.
- Certifications: UL and CUL. TAA compliant.

Down Lights (page 689)

- Down Light can be mounted to any panel of same width or smaller.
- Sleek profile blends into background.
- Capable of off-module mounting.
- Down Light has linear prismatic lens which minimizes glare.
- 9' cord length; exits from bottom right side.
- Electronic high power factor ballast increases energy efficiency.
- Slim, energy efficient, fluorescent T5 bulb.
- On/Off switch provides individual control of tasklight within the workstation.

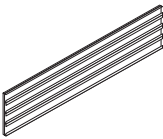
NOTE: Down Light not to be used as a shelf or transaction surface.

Organization

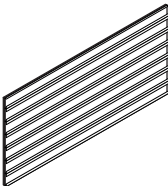
Extensions™ — Tool Tiles

For specification information see pages 674-675.

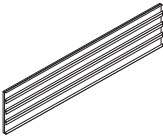
GSA SIN 711-1



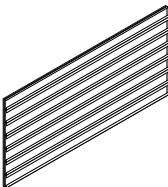
Description	Model	Core Paint List Price	Select Paint List Price
7½"H Stride Tool Tiles — used to support Extensions paper management accessories			
20" W	Z40720SW	\$ 139	\$ 170
24" W	Z40724SW	\$ 139	\$ 170
30" W	Z40730SW	\$ 145	\$ 176
36" W	Z40736SW	\$ 150	\$ 181
42" W	Z40742SW	\$ 155	\$ 186
48" W	Z40748SW	\$ 168	\$ 199
60" W	Z40760SW	\$ 179	\$ 210



15"H Stride Tool Tiles — used to support Extensions paper management accessories			
20" W	Z41520SW	\$ 202	\$ 233
24" W	Z41524SW	\$ 215	\$ 246
30" W	Z41530SW	\$ 230	\$ 261
36" W	Z41536SW	\$ 250	\$ 281
42" W	Z41542SW	\$ 263	\$ 294
48" W	Z41548SW	\$ 280	\$ 311
60" W	Z41560SW	\$ 297	\$ 328



7½"H Terrace DNA Tool Tiles — used to support Extensions paper management accessories			
24" W	TK40724SW	\$ 194	\$ 223
30" W	TK40730SW	\$ 209	\$ 238
36" W	TK40736SW	\$ 228	\$ 257
42" W	TK40742SW	\$ 242	\$ 271
48" W	TK40748SW	\$ 258	\$ 287
60" W	TK40760SW	\$ 276	\$ 305



15"H Terrace DNA Tool Tiles — used to support Extensions paper management accessories			
24" W	TK41524SW	\$ 215	\$ 245
30" W	TK41530SW	\$ 230	\$ 260
36" W	TK41536SW	\$ 250	\$ 280
42" W	TK41542SW	\$ 263	\$ 293
48" W	TK41548SW	\$ 280	\$ 310
60" W	TK41560SW	\$ 297	\$ 327

NOTE: Tool tiles placed at worksurface height limit selection of work tools available. Folder Holders, Multi-Media Hangers, and Binder Bins extend below a 7½"H tool tile. Paper Wave and contents extend above a single 7½"H tool tile.

How to specify —
Select the
Model Number
from above.

1st Option:

Paint:



See inside front cover
for finishes.

Example: Z40720SW


Shippable by small-package carrier.

Organization

Extensions™ — Tool Rails

For specification information see pages 674-675.

GSA SIN 711-1



	Description		Model		Core Paint List Price	Select Paint List Price
5"H Tool Rails — for Panels						
A	E	24"W	EASR24		\$ 134	\$ 159
A	E	30"W	EASR30		\$ 142	\$ 167
A	E	36"W	EASR36		\$ 149	\$ 174
A	E	42"W	EASR42		\$ 155	\$ 180
A	E	48"W	EASR48		\$ 159	\$ 184
A	E	60"W	EASR60		\$ 186	\$ 211
5"H Tool Rails — for Metal Hutches						
A	E	36"W	EAHSR36		\$ 149	\$ 174
A	E	42"W	EAHSR42		\$ 155	\$ 180
A	E	48"W	EAHSR48		\$ 159	\$ 184
A	E	60"W	EAHSR60		\$ 186	\$ 211
A	E	66"W	EAHSR66		\$ 194	\$ 219
A	E	72"W	EAHSR72		\$ 207	\$ 232

A Available in **Everyday Advantage**. Check fabrics and finishes listings for **A** selections.

E Available in **Express Solutions**. Check fabrics and finishes listings for **E** selections.

<p>How to specify —</p> <p>Select the Model Number from above.</p>	<p>1st Option:</p> <p>Paint:</p> <p> </p> <p>See inside front cover for finishes.</p>
---	---

Example: EASR36.P02


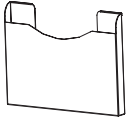

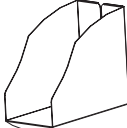





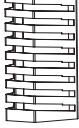
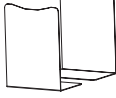


Shippable by small-package carrier.

Organization

Extensions™ — Work Tools

For specification information see pages 674-675.

GSA SIN 711-1

	Description	Model	List Price	Select Paint List Price
	Mail Box			
A E	9"D x 15"W	EAPT S	\$ 67	\$ 79
	Folder Holder			
A E	9"H x 12"W	EAFS S	\$ 69	\$ 81
	Phone Caddy			
A E	9"W x 11"D	EATS S	\$ 84	\$ 96
	Binder Bin			
A E	8½"H x 5¼"W x 10"D	EABS S	\$ 67	\$ 79
	Tool Box Pencil and CD Holder			
A E	5"H x 5¼"W x 1½"D	EADH S	\$ 54	\$ 66
	Clip Caddy™			
A E	2"H x 7"W x 3½"D	EAAC S	\$ 48	\$ 60
	Sidebar™ Personal Shelf			
A E	2"H x 21"W x 7"D	EAPS S	\$ 69	\$ 81
	Paper Wave™			
	Tray size: 2½"H x 6"W x 10"D			
A E	Dividers: 9½"H x 9"W	EASS S	\$ 94	\$ 106
	Gripper Clip			
	Package of 2 — 5"W x 2"H	EAPC S	\$ 69	\$ 81
	Multi-Media Hangar			
E	10"H x 5½"W x 3½"D	EAMH S	\$ 67	\$ 79
	Bookends (specify paint color)			
E	Pair — 8"H x 6"W x 4"D	EABE S	\$ 64	\$ 76
	Freestanding Mail Box (specify paint color)			
E	Pair — 4¾"H x 13¼"W x 9"D	EAFT S	\$ 137	\$ 149
	Coat Hooks (black only)			
E	Package of six	PMC6 S	\$ 67	N/A

A Available in **Everyday Advantage**. Check fabrics and finishes listings for **A** selections.

E Available in **Express Solutions**. Check fabrics and finishes listings for **E** selections.

<p>How to specify —</p> <p>Select the Model Number from above.</p> <p>_____ .</p>	<p>1st Option:</p> <p>Paint:</p> <p>C S</p> <p>See inside front cover for finishes.</p> <p>P _____</p>
--	--

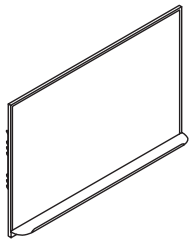
Examples: EAPT.P4J EABE.P4J PMC6.P

S Shippable by small-package carrier.

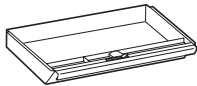
Organization Extensions™ — Marker Boards / Center Drawers / Technology Modules

For specification information see page 676.

GSA SIN 711-1, 711-2, 711-11

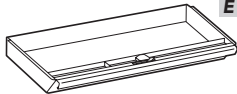


Description	Model	List Price
Marker Board		
36"W x 24"H	MRK36 S	\$ 387
42"W x 24"H	MRK42 S	\$ 420
48"W x 24"H	MRK48 S	\$ 435



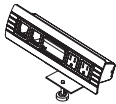
Angled front

Description	Model	List Price	Select Paint List Price
Metal Center Drawer w/Lock			
E 19"W x 14¼"D x 3"H	CSDC19 S	\$ 144	\$ 158
<ul style="list-style-type: none"> 12" drawer extension (3/4). Inside drawer dimension: 19"W x 13"D x 2⅝"H. Minimum clearance for mounting: 21¼"W x 19¼"D. 			




Angled front


E 24½"W x 14¼"D x 3"H	CSDC25 S	\$ 148	\$ 162
<ul style="list-style-type: none"> 12" drawer extension (3/4). Inside drawer dimension: 24½"W x 13½"D x 2⅝"H. Minimum clearance for mounting: 27⅝"W x 19¼"D. 			



Description	Model	List Price
Technology Modules — Worksurface Clamp (EL Silver only)		
2 Power, 1 USB Hub	87P2U1C S	\$ 529
2 Power, 1 iPod Hub	87P2D1C S	\$ 646
2 Power, 1 USB, and 1 iPod Hub	87P2U1D1C S	\$ 788



Technology Modules — Flush Mount (EL Silver only)		
2 Power, 1 USB Hub	87P2U1R S	\$ 564
2 Power, 1 iPod Hub	87P2D1R S	\$ 682
2 Power, 1 USB, and 1 iPod Hub	87P2U1D1R S	\$ 823



Worksurface Power/Data Module (PR6 Silver only)		
2 Simplex receptacles, 1 data position	870302	\$ 199

E Available in **Express Solutions**. Check fabrics and finishes listings for **E** selections.

How to specify — Select the Model Number from above. <div style="border: 1px solid black; width: 100px; height: 20px; margin-top: 10px;"></div>	1st Option: Paint (if applicable): C S See inside front cover for finishes. <div style="border: 1px solid black; width: 40px; height: 20px; margin-top: 10px; text-align: center;">P</div>	1st Option: Technology Module Color: EL Silver <div style="border: 1px solid black; width: 40px; height: 20px; margin-top: 10px; text-align: center;">EL</div>	1st Option: Worksurface Power/Data Module Color: PR6 Silver <div style="border: 1px solid black; width: 40px; height: 20px; margin-top: 10px; text-align: center;">PR6</div>	2nd Option: Lock (if applicable): STD Standard Lock OMT Omit Lock Core (Deduct \$16) <div style="border: 1px solid black; width: 40px; height: 20px; margin-top: 10px;"></div>
--	---	---	---	---

Examples: MRK36 CSDC19.P4J.STD87P2U1R.EL 870302.
PR6 AKMK AKMC AWCS.P4J

S Shippable by small-package carrier.

For specification information see pages 679-681.

Open Market / GSA SIN 711-1 (as noted)



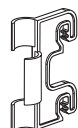
Open Market

Description	Watt Usage	Model	List Price
Task Lights (Black only) — Use recessed under overhead cabinets, storage shelves or hutches, comes with cord retainer clips			
A E Task Light for 24"W	10	870824 S	\$ 211
A E Task Light for 30"W and 36"W	14	870830 S	\$ 213
A E Task Light for 42"W and 48"W	21	870842 S	\$ 231
A E Task Light for 60"W, 66"W and 72"W	28	870860 S	\$ 249

Task Lights (Black only) — With fused plug (satisfies Chicago electrical code)

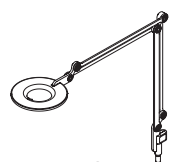
A E Task Light for 24"W	10	870824CH S	\$ 273
A E Task Light for 30"W and 36"W	14	870830CH S	\$ 279
A E Task Light for 42"W and 48"W	21	870842CH S	\$ 294
A E Task Light for 60"W, 66"W and 72"W	28	870860CH S	\$ 312

NOTE: See page 688 for GSA Approved Task Lights.



Cord Retainer Clips (Black only)

A E Bag of 50 clips	APACM2 S	\$ 28
----------------------------	-----------------	-------

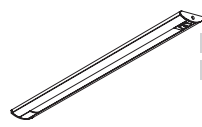


Open Market

Link LED Light

A Link LED Lamp, 18" Single Arm	LNKSA S	\$ 385
A Link LED Lamp, 13"/13" Dual Arm	LNKDA S (shown)	\$ 410
A Link Freestanding Base	LNKFS S	\$ 102
A Link Low Profile Worksurface Clamp	LNKCL S	\$ 62
A Link Tool Tile Attachment	LNKPM S	\$ 62

GSA SIN 711-1



GSA SIN 711-1

Description	Model	List Price
Reed™ LED Undercabinet Light (Anodized aluminum only)		
A 18" Tasklight for 24"W	LED18U	\$ 518
A 36" Tasklight for 42"W	LED36U	\$ 775
18" Tasklight w/60 watt power supply for daisy chain	LED18U60	\$ 565
18" 15 watt Interconnect w/30" Jumper Cord	LED18UJMP30	\$ 399
36" 20 watt Interconnect w/30" Jumper Cord	LED36UJMP30	\$ 466

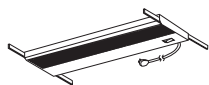
A Available in **Everyday Advantage**.





E Available in **Express Solutions**.

How to specify — Select the Model Number from above.	1st Option: Cord Retainer Clip Color: Black only.	1st Option: Color (for Link Light): SVR Silver BLK Black
	P 2 7	

Examples: 870824 APACM2.P27 870824CH LED18U LNKDA.SVR

S Shippable by small-package carrier.



Description	Watt Usage	Model	List Price
T8 Energy Efficient Tri-Phosphor Task Lights — Use recessed under overhead cabinets, storage shelves or hutches			
Base Models — Stand Alone			
Task Light for 24"W	15	GS870924 	\$ 273
Task Light for 30"W and 36"W	17	GS870930 	\$ 283
Task Light for 42"W and 48"W	25	GS870948 	\$ 302
Task Light for 60"W, 66"W and 72"W	32	GS870960 	\$ 323

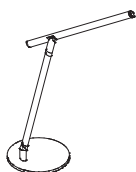
Master Control Models with Power Unit for Daisy Chain (10 fixtures maximum)

Master Task Light for 24" W	GS870924MCL	<u>S</u>	\$ 303
Master Task Light for 30" W and 36" W	GS870930MCL	<u>S</u>	\$ 313
Master Task Light for 42" W and 48" W	GS870948MCL	<u>S</u>	\$ 334
Master Task Light for 60" W, 66" W and 72" W	GS870960MCL	<u>S</u>	\$ 354

Jumper Models with 42" Daisy Chain Jumper Cord (require a Master Control model)

Jumper Task Light for 24"W	GS870924D	\$	273
Jumper Task Light for 30"W and 36"W	GS870930D	\$	283
Jumper Task Light for 42"W and 48"W	GS870948D	\$	302
Jumper Task Light for 60"W, 66"W and 72"W	GS870960D	\$	323

NOTE: All T8 Task Lights above are 3500 Kelvin.



Description	Model	List Price
Wand LED Task Light		
Freestanding LED Task Light w/base	WANDFS	\$ 231

How to specify —
Select the
Model Number
from above.

1st Option
for Wand LED
Task Light:

Paint:

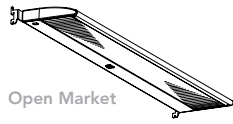
SVR Silver
WHT White

Examples: GS870924 GS870960MCL WANDFS.SVR

S *Shippable by small-package carrier.*

For specification information see pages 679-680.

Open Market



Description	Model	List Price	Select Paint List Price
Down Light (panel-mounted task light)			
Off modular panel-mounted task light for 12" to 24"W panels	ETLD24	\$ 491	\$ 529
Off modular panel-mounted task light for 18" to 36"W panels	ETLD36	\$ 525	\$ 563
Off modular panel-mounted task light for 24" to 48"W panels	ETLD48	\$ 562	\$ 600
Off modular panel-mounted task light for 30" to 60"W panels	ETLD60	\$ 617	\$ 655
Off modular panel-mounted task light for 12" to 24"W panels — Chicago code	ETLD24CH	\$ 557	\$ 595
Off modular panel-mounted task light for 18" to 36"W panels — Chicago code	ETLD36CH	\$ 592	\$ 630
Off modular panel-mounted task light for 24" to 48"W panels — Chicago code	ETLD48CH	\$ 631	\$ 669
Off modular panel-mounted task light for 30" to 60"W panels — Chicago code	ETLD60CH	\$ 684	\$ 722

How to specify —
Select the Model Number from above.

1st Option for Down Light:

Paint:



See inside front cover for finishes.

_____. **P**____

Example: ETLD48.P7C

Shippable by small-package carrier.