


ALUMINIUM BED lacquered

(Designer B.Fattorini)



A bed with a 57 cm high headboard, “plain contour” without panel.

Frame

Anodized aluminium frame, gloss lacquered in white, black, red, grey or orange.

Sizes

Widths range from one metre to 210 cm, with a fixed length: 210 cm.

Headboard height (57 cm) is not modifiable.

Special sizes for slats and frame both in length and width are available, in multiples of 10 cm with a longer lead time.

Special sizes both in length and width require a longer lead time and a 30% extra charge on the next regular size up.

As to length only, the extra charge stands at 15% on the price of the ordered dimension.

For lead time, please contact our Sales Department.

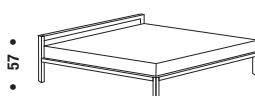
Maximum possible length 220 cm (slats usable length 210 cm).

Bed height: 30 cm, unmodifiable.

Slat bases

The slat base is not included in the bed price. Slat bases are described and priced from page 6.7 to 6.9.

Single slat bases may be combined in a double-bed structure using the special aluminium-painted steel support bar.



bed sizes cm	slat sizes cm
100 x 210	90 x 200
150 x 210	140 x 200
160 x 210	150 x 200
170 x 210	160 x 200
180 x 210	170 x 200
190 x 210	180 x 200
210 x 210	200 x 200

ALUMINIUM BED (Designer B.Fattorini)



Beds in various versions:

- sommier
- with headboard:
 - 57 or 78 cm high, "plain contour" without panel.
 - 78 cm high headboard fitted with contour and upholstered panel in fabric or in leather.
- canopy (canopy in height 210 cm):
 - sommier
 - with upholstered headboard in height 78 cm

The mosquito net for the canopy version can be purchased separately.

Extra covers available for the upholstered headboard except for beds with a fixed or leather upholstery.

Frame in natural anodized aluminium. Finish in polished aluminium available as an option for the version with 57 cm high headboard and for the canopy version of the sommier.

Free choice of fabric for the upholstered headboard.

The mosquito net is in a washable cotton mix.

For the choice of upholstery, please see the table on page 6.13 and the section "fabric collection" on the website.

With customer's own leather, in order to assure a proper manufacture of the product, the leather piece must be larger than 5 sqm and with no defects, such as scars or holes.

Sizes

Widths range from one metre to 210 cm, with a fixed length: 210 cm. Unmodifiable heights of headboards: 30, 57, or 78 cm.

Special sizes for slats and frame are available, in multiples of 10 cm, except for beds with an upholstered headboard and canopy versions.

Special sizes both in width (only for non-upholstered headboards) and in length require a longer lead time and a 30% extra charge on the next regular size up.

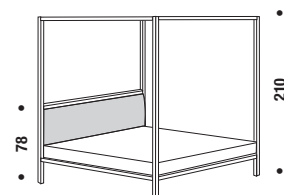

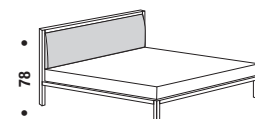
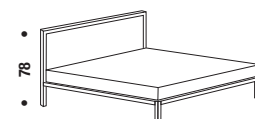
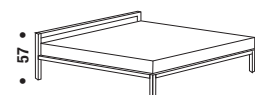
As to length only, the extra charge stands at 15% on the price of the ordered dimension. For lead time, please contact our Sales Department.

Maximum available length 220 cm (slats usable length 210 cm).
Bed height: 30 cm, unmodifiable.

Slat bases

The slat base is not included in the bed price. Slat bases are described and priced from page 6.7 to 6.9.

Single slat bases may be combined in a double-bed structure using the special aluminium-painted steel support bar.



bed sizes cm	slat sizes cm
100 x 210	90 x 200
150 x 210	140 x 200
160 x 210	150 x 200
170 x 210	160 x 200
180 x 210	170 x 200
190 x 210	180 x 200
210 x 210	200 x 200

ACCESSORIES: slats

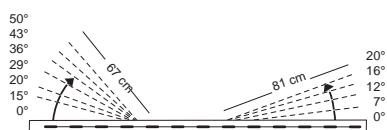
MDF Italia SLAT BASES

The frame is in natural, 30x40 mm steel tubing, welded at right angles and finished with aluminium paint.

Compared to the bed frame, the base lies 10 mm lower.

All slat bases are self-supporting, and are available in a fixed position version, with a reclining headboard, or with reclining headboard and footboard.

The reclining headboard has six positions: 15°, 20°, 29°, 36°, 43°, 50°.



The footboard has 4 positions: 7°, 12°, 16°, 20°.

The slats are made of 8 mm thick beech ply. All slat frames may be fitted with fixed slats or slats that are individually self-adjusting (length 68 mm) or adjusting in pairs (length 38 mm). The slats tilt and adjust because they are mounted on flexible joints (they can change position both horizontally and vertically). They thus allow the mattress and base to adjust perfectly to the needs of the body and mattress.

Single slat bases may be combined in a double-bed structure using the special aluminium-painted steel support bar.


Custom-made slat bases are available. For both length and width extra charge of 30% on the ordered dimension, for length only 15%.

Slat bases up to a max. of 100cm in width have one single set of slats; with larger sizes they come with two sets of slats.

element	sizes cm
non-reclining slats	70x200
	75x200
	80x200
	85x200
	90x200
	100x200
	140x200
	150x200
	160x200
	170x200
	180x200
	200x200
slats with reclining headboard or with reclining headboard and footboard	70x200
	75x200
	80x200
	85x200
	90x200
	100x200
	140x200
	150x200
middle bar support	L 200

SINGLE SLAT BASES (up to a max. of 100 cm in width)


Fixed position



No. slats

fixed 14 individually self-adjusting 15 self-adjusting pair 26

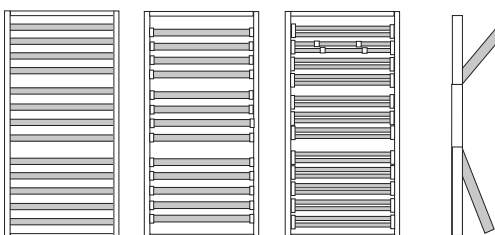
Slat bases with reclining headboard



No. slats

fixed 13 individually self-adjusting 13 self-adjusting pair 26

Slat bases with reclining headboard and footboard




No. slats

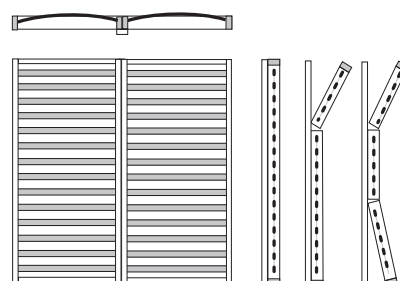
fixed 13 individually self-adjusting 14 self-adjusting pair 24

SLAT BASES FOR DOUBLE OR QUEEN SIZE BEDS

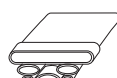
Double set of slats with widths over 100cm



Flanked single slat bases



fixed-position slats



individually self-adjusting slats



self-adjusting pair slats

ACCESSORIES: mattresses

MATTRESSES

MDF Italia offers 4 kinds of mattress in 10 different widths.

The standard length is 2 m. On request, special-length mattresses are available (190 or 210 cm).

- **Orthopaedic sprung mattress (H 18/20 cm)**

Orthopaedic mattress with biconical springs in 2.2 mm tempered phosphatized steel. Filled with carded white cotton (1300 gr/sqm). Cover in 100% cotton fabric, sanitized.

- **Two-season orthopaedic sprung mattress (H 18/20 cm)**

Orthopaedic mattress with biconical springs in 2.2 mm tempered phosphatized steel. Filling: wool for winter side, in white carded cotton for summer side. Cover in 100% cotton, sanitized.

- **Novolates mattress (H 17 cm)**

One-piece polyurethane Novolates with two different densities 35 o 50 kg/cubic m
Filled with:

- for summer side, carded white cotton together with a layer in polyester fibre

- for winter side, white wool together with a layer in polyester fibre

Cover in 100% white cotton, sanitized.

The cover is easily removable and requires dry cleaning. Thanks to its special characteristics 'Novolates' adapts perfectly to the body shape.

Two versions available:

- medium density for weights to 80 kg.
- **high density for weights over 80 kg, at an extra charge of +8%**

- **Latex foam mattress (H 17 cm)**

Latex foam mattress structured using cells of varying diameters, which are larger in the areas requiring lower performances (head and feet) and smaller in the central part of the mattress (back). This allows the mattress to support the body perfectly. The cells, which are open and interconnected, guarantee a free circulation of air.

Filled with:

- for summer side, carded white cotton together with a layer in polyester fibre

- for winter side, white wool together with a layer in polyester fibre.

Cover in 100% white cotton, sanitized, easy to remove, dry cleaning required.

sizes cm

70x200

75x200

80x200

85x200

90x200

100x200

140x200

150x200

160x200

170x200

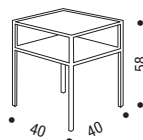
180x200

200x200

ACCESSORIES

- **Bedside table**

Two-shelf basic structure in 15 x 15 mm in anodized aluminium



- **Cabinet with three drawers**

Cabinet and drawer fronts are made of medium-density wood fibreboards, covered both sides with an anodized aluminium sheet. All surfaces of the cabinets are covered with aluminium.

Mounted on a 10 cm high aluminium stand.

The 11.5 cm high drawers have sides made of steel finished with an aluminium paint, while the bottom is made of melamine-coated poplar tree chipboard with goffered aluminium finish.

The drawers, provided with fully extractable Blum guides may have, upon request, a lock on each drawer.

Locks can be with:

- a universal key for opening any drawer with lock (in different drawer cabinets as well)

- a cipher key for opening only the drawers in the same drawer cabinet

Height 37.5 cm, length 45 cm, depth 51 cm.

