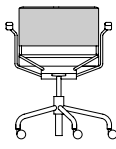
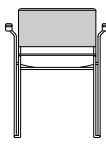
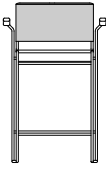
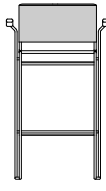







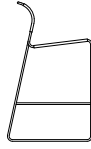



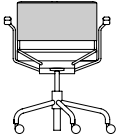
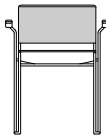
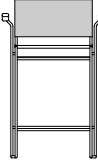
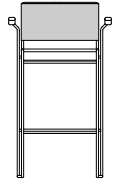









Design by Timothy deFiebre

Sizes									
	Mid Back, Swivel		Mid Back, Sled			Stool, Counter Height		Stool, Bar Height	
Styles									
	Armless	Cantilever Arm	Armless	Cantilever Arm	Tablet Arm	Armless	Cantilever Arm	Armless	Cantilever Arm
Product Number	G70A43	G70A46	N70E43	N70E46	N70E46TR/L	S70E43CH	S70E46CH	S70E43BH	S70E46BH
Quick Ship									
Overall Width	26"		20½"	24"	23"	20½"	24"	20½"	24"
Overall Height	27"-32"		29"	29"	29"	35"	35"	39"	39"
Arm Height (to floor)	23½" - 28½"		—	24½"	25"	—	32¼"	—	36¼"
Seat Depth	16¼"		16¼"	16¼"	16¼"	16¼"	16¼"	16¼"	16¼"
Seat Width	18"		18"	18"	18"	18"	18"	18"	18"
Seat Height	15½" - 20½"		17¼"	17¼"	17¼"	26"	26"	30"	30"
Back Width	18"		18"	18"	18"	18"	18"	18"	18"
Back Height	12¾"		12¾"	12¾"	12¾"	10¾"	10¾"	10¾"	10¾"
Tablet Width	—		—	—	24"	—	—	—	—
Tablet Depth	—		—	—	31"	—	—	—	—
Fabric Grades	1 yds.		1 yds.			1 yds.		1 yds.	
COM Ydg. Required	13½ sq. ft.		13½ sq. ft.			13½ sq. ft.		13½ sq. ft.	
COL Sq. Ft. Required	672	734	385	450	577	588	653	588	588
1/COM/COL	2	717	779	430	495	622	633	698	633
	3	762	824	475	540	667	678	743	678
	4	807	869	520	585	712	723	788	723
	5	852	914	565	630	757	768	833	768
	6	897	959	610	675	802	813	878	813



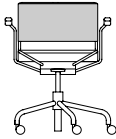
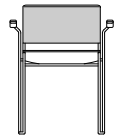
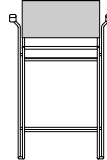
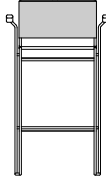









Additional Product	<p>Dolly (for sled base chairs only) Model # N70ESD Dimensions: 36" L x 22½" W x 20" H Stacks 20 for arm or armless chairs; stacks 12 on the floor \$610 List price</p>																																									
Standard Features	<p>Meets or exceeds ANSI/BIFMA x5.1 - 2002 P54 Mirror finish standard unless otherwise specified Ht. adjust 5" on swivel only Black arm cap standard unless otherwise specified 2½" HR black casters on swivel chair</p>																																									
	<table border="1"> <thead> <tr> <th>Suffix</th> <th>\$ Change</th> <th>Quick Ship</th> <th>Notes</th> </tr> </thead> <tbody> <tr> <td>G</td> <td>+20</td> <td>—</td> <td>—</td> </tr> <tr> <td>PF</td> <td>—</td> <td>—</td> <td>Mirror finish standard unless otherwise specified</td> </tr> <tr> <td>CA</td> <td>+43</td> <td>—</td> <td>—</td> </tr> <tr> <td>SR</td> <td>—</td> <td>—</td> <td>—</td> </tr> </tbody> </table>	Suffix	\$ Change	Quick Ship	Notes	G	+20	—	—	PF	—	—	Mirror finish standard unless otherwise specified	CA	+43	—	—	SR	—	—	—																					
Suffix	\$ Change	Quick Ship	Notes																																							
G	+20	—	—																																							
PF	—	—	Mirror finish standard unless otherwise specified																																							
CA	+43	—	—																																							
SR	—	—	—																																							
	<table border="1"> <tr> <td><input type="checkbox"/></td> <td><input checked="" type="checkbox"/> 70</td> <td><input type="checkbox"/></td> <td><input checked="" type="checkbox"/> 4</td> <td><input type="checkbox"/></td> </tr> <tr> <th>Height Adjustment</th> <th>Seating Line</th> <th>Functions</th> <th>\$ Change</th> <th>Size</th> <th>Arm Style</th> </tr> <tr> <td></td> <td>Harter Sling</td> <td>70</td> <td></td> <td></td> <td></td> </tr> <tr> <td></td> <td></td> <td>Swivel Tilt</td> <td>—</td> <td>A</td> <td>Mid</td> </tr> <tr> <td></td> <td></td> <td>Sled Base</td> <td>—</td> <td>E</td> <td>4</td> </tr> <tr> <td></td> <td></td> <td></td> <td></td> <td></td> <td>Armless 3</td> </tr> <tr> <td></td> <td></td> <td></td> <td></td> <td></td> <td>Cantilever 6</td> </tr> </table>	<input type="checkbox"/>	<input checked="" type="checkbox"/> 70	<input type="checkbox"/>	<input checked="" type="checkbox"/> 4	<input type="checkbox"/>	Height Adjustment	Seating Line	Functions	\$ Change	Size	Arm Style		Harter Sling	70						Swivel Tilt	—	A	Mid			Sled Base	—	E	4						Armless 3						Cantilever 6
<input type="checkbox"/>	<input checked="" type="checkbox"/> 70	<input type="checkbox"/>	<input checked="" type="checkbox"/> 4	<input type="checkbox"/>																																						
Height Adjustment	Seating Line	Functions	\$ Change	Size	Arm Style																																					
	Harter Sling	70																																								
		Swivel Tilt	—	A	Mid																																					
		Sled Base	—	E	4																																					
					Armless 3																																					
					Cantilever 6																																					
Construction	<p>Back Shell Upholstery Fully upholstered Fabric or leather over CAL. 117 The upholstered Sling chair is manufactured with a resilient membrane that is attached to the seat and back of the frame and supports the user. This elastic membrane or "sling" is a distinguishing feature of this chair and provides it with great comfort. Slipcovers made from Harter carded upholstery and approved COM are applied over the frame and securely attached to the chair, providing Harter Sling with its loose, unconstructed look. These covers may acquire some loose fabric as the chair is used. This is considered normal for this type of chair construction.</p> <p>Arms Polypropylene</p> <p>Base Swivel only; 1" diameter steel tube, stack ½" steel rod</p> <p>Casters 2¼" hard casters #94 (for use on carpet) or soft casters #63 (for use on hard surfaces)</p> <p>Tablet Arm Laminate with T-mold edge</p>																																									
To Order Specify	<p>Fabric and Colorway Grade 1- 6, COM, COL COM fabrics that are thin or have little or no stretch and unbacked fabrics are also not recommended for use on Harter Sling.</p> <p>Frame Finish P54 Mirror finish unless otherwise specified</p> <p>Painted Frame Finishes P06 Silver, P07 White, P08 Oatmeal, P09 Charcoal, P10 Black, P54 Mirror</p> <p>Colored Arm Cap T12 Raven is standard unless otherwise specified.</p> <p>Arm Cap Colors T11 Swan, T12 Raven, T13 Blue Heron, T14 Jay, T15 Falcon, T16 Dove, T17 Woodpecker Red, T18 Purple Martin, T19 Peacock, T20 Macaw Blue, T21 Goldfinch, T22 Parakeet, T23 Oriole, T24 Cardinal, T25 Flamingo</p> <p>Tablet Arm Specify Right hand (R) or Left hand (L)</p> <p>Tablet Laminates LAS Black, LBT Dover White, LDM Pearl, LB4 Folkstone, LDQ Platinum, LCB Earth, LDA Citadel, LCD Graphite</p> <p>Tablet T-Mold Colors V37 Black, V35 Graphite, V36 Citadel, V39 Earth</p> <p>Casters #94 Hard, #63 Soft; Hard is standard unless otherwise specified</p>																																									

Design by Timothy deFiebre

Sizes									
	Mid Back, Swivel		Mid Back, Sled			Stool, Counter Height		Stool, Bar Height	
Styles									
	Armless	Cantilever Arm	Armless	Cantilever Arm	Tablet Arm	Armless	Cantilever Arm	Armless	Cantilever Arm
Product Number	G70A43W	G70A46W	N70E43W	N70E46W	N70E46WT(R/L)	S70E43WCH	S70E46WCH	S70E43WBH	S70E46WBH
Quick Ship									
Dimensions									
Overall Width	26"	20½"	24"	23"	20½"	24"	20½"	24"	
Overall Height	27"-32"	29"	29"	29"	35"	35"	39"	39"	
Arm Height (to floor)	23½" - 28½"	—	24½"	25"	—	32¼"	—	36¼"	
Seat Depth	16¼"	16¼"	16¼"	16¼"	16¼"	16¼"	16¼"	16¼"	
Seat Width	18"	18"	18"	18"	18"	18"	18"	18"	
Seat Height	15½" - 20½"	17¼"	17¼"	17¼"	26"	26"	30"	30"	
Back Width	18"	18"	18"	18"	18"	18"	18"	18"	
Back Height	12¾"	12¾"	12¾"	12¾"	10¾"	10¾"	10¾"	10¾"	
Tablet Width	—	—	—	24"	—	—	—	—	
Tablet Depth	—	—	—	31"	—	—	—	—	
Material									
Wood	976	1038	689	838	879	893	958	893	958

Additional Product	Dolly (for sled base chairs only) Model # N70ESD Dimensions: 36" L x 22.5" W x 20" H Stacks 15 for arm or armless chairs \$610 List price																																		
Standard Features	Meets or exceeds ANSI/BIFMA x5.1-2002 P54 Mirror finish standard unless otherwise specified Ht. adjust 5" on swivel only T12 Raven arm cap standard unless otherwise specified 2½" Hard black casters on swivel chair																																		
Optional Features	<table border="1"> <thead> <tr> <th>Suffix</th> <th>\$ Change</th> <th>Quick Ship</th> <th>Notes</th> </tr> </thead> <tbody> <tr> <td>Glides for Sled Base</td> <td>G</td> <td>+20</td> <td>—</td> </tr> <tr> <td>Painted Frame</td> <td>PF</td> <td>—</td> <td>—</td> </tr> <tr> <td></td> <td></td> <td></td> <td>P54 Mirror finish standard unless otherwise specified</td> </tr> </tbody> </table>	Suffix	\$ Change	Quick Ship	Notes	Glides for Sled Base	G	+20	—	Painted Frame	PF	—	—				P54 Mirror finish standard unless otherwise specified																		
Suffix	\$ Change	Quick Ship	Notes																																
Glides for Sled Base	G	+20	—																																
Painted Frame	PF	—	—																																
			P54 Mirror finish standard unless otherwise specified																																
Product Number & Function Upcharges	<table border="1"> <tr> <td><input type="checkbox"/></td> <td><input type="checkbox"/> 70</td> <td><input type="checkbox"/></td> <td><input type="checkbox"/> 4</td> <td><input type="checkbox"/></td> <td><input type="checkbox"/> W</td> </tr> </table> <table border="1"> <thead> <tr> <th>Height Adjustment</th> <th>Seating Line</th> <th>Functions</th> <th>\$ Change</th> <th>Size</th> <th>Arm Style</th> <th>Shell Material</th> </tr> </thead> <tbody> <tr> <td>Gas Lift</td> <td>G</td> <td>Harter Sling 70</td> <td>—</td> <td>A</td> <td>Mid 4</td> <td>Wood W</td> </tr> <tr> <td>No Height Adjust</td> <td>N</td> <td></td> <td>—</td> <td>E</td> <td>Armless 3</td> <td></td> </tr> <tr> <td>High Base Stool</td> <td>S</td> <td></td> <td></td> <td></td> <td>Cantilever 6</td> <td></td> </tr> </tbody> </table>	<input type="checkbox"/>	<input type="checkbox"/> 70	<input type="checkbox"/>	<input type="checkbox"/> 4	<input type="checkbox"/>	<input type="checkbox"/> W	Height Adjustment	Seating Line	Functions	\$ Change	Size	Arm Style	Shell Material	Gas Lift	G	Harter Sling 70	—	A	Mid 4	Wood W	No Height Adjust	N		—	E	Armless 3		High Base Stool	S				Cantilever 6	
<input type="checkbox"/>	<input type="checkbox"/> 70	<input type="checkbox"/>	<input type="checkbox"/> 4	<input type="checkbox"/>	<input type="checkbox"/> W																														
Height Adjustment	Seating Line	Functions	\$ Change	Size	Arm Style	Shell Material																													
Gas Lift	G	Harter Sling 70	—	A	Mid 4	Wood W																													
No Height Adjust	N		—	E	Armless 3																														
High Base Stool	S				Cantilever 6																														
Construction	<table border="1"> <tr> <td>Back Shell</td> <td>European beech wood ply</td> </tr> <tr> <td>Arms</td> <td>Polypropylene</td> </tr> <tr> <td>Base</td> <td>Swivel only. 1" diameter steel tube, stack ½" steel rod</td> </tr> <tr> <td>Casters</td> <td>2¼" hard casters #94 (for use on carpet) or soft casters #63 (for use on hard surfaces)</td> </tr> <tr> <td>Tablet Arm</td> <td>Laminate with T-mold edge</td> </tr> </table>	Back Shell	European beech wood ply	Arms	Polypropylene	Base	Swivel only. 1" diameter steel tube, stack ½" steel rod	Casters	2¼" hard casters #94 (for use on carpet) or soft casters #63 (for use on hard surfaces)	Tablet Arm	Laminate with T-mold edge																								
Back Shell	European beech wood ply																																		
Arms	Polypropylene																																		
Base	Swivel only. 1" diameter steel tube, stack ½" steel rod																																		
Casters	2¼" hard casters #94 (for use on carpet) or soft casters #63 (for use on hard surfaces)																																		
Tablet Arm	Laminate with T-mold edge																																		
To Order Specify	<table border="1"> <tr> <td>Frame Finish</td> <td>P54 Mirror finish unless otherwise specified</td> </tr> <tr> <td>Painted Frame Finishes</td> <td>P06 Silver, P07 White, P08 Oatmeal, P09 Charcoal, P10 Black, P54 Mirror</td> </tr> <tr> <td>Wood Finish</td> <td>BJ Maple, BK Sand, BB Beech, BM Cherry, BN Mahogany, BO Walnut, BP Anthracite, BQ Wenge, BI Opaque White</td> </tr> <tr> <td>Colored Arm Cap</td> <td>T12 Raven is standard unless otherwise specified.</td> </tr> <tr> <td>Arm Cap Colors</td> <td>T11 Swan, T12 Raven, T13 Blue Heron, T14 Jay, T15 Falcon, T16 Dove, T17 Woodpecker Red, T18 Purple Martin, T19 Peacock, T20 Macaw Blue, T21 Goldfinch, T22 Parakeet, T23 Oriole, T24 Cardinal, T25 Flamingo</td> </tr> <tr> <td>Tablet Arm</td> <td>Specify Right hand (R) or Left hand (L)</td> </tr> <tr> <td>Tablet Laminates</td> <td>LAS black, LBT dover white, LDM pearl, LB4 folkstone, LDQ platinum, LCB earth, LDA citadel, LCD graphite</td> </tr> <tr> <td>Casters</td> <td>#94 Hard, #63 Soft; Hard is standard unless otherwise specified</td> </tr> </table>	Frame Finish	P54 Mirror finish unless otherwise specified	Painted Frame Finishes	P06 Silver, P07 White, P08 Oatmeal, P09 Charcoal, P10 Black, P54 Mirror	Wood Finish	BJ Maple, BK Sand, BB Beech, BM Cherry, BN Mahogany, BO Walnut, BP Anthracite, BQ Wenge, BI Opaque White	Colored Arm Cap	T12 Raven is standard unless otherwise specified.	Arm Cap Colors	T11 Swan, T12 Raven, T13 Blue Heron, T14 Jay, T15 Falcon, T16 Dove, T17 Woodpecker Red, T18 Purple Martin, T19 Peacock, T20 Macaw Blue, T21 Goldfinch, T22 Parakeet, T23 Oriole, T24 Cardinal, T25 Flamingo	Tablet Arm	Specify Right hand (R) or Left hand (L)	Tablet Laminates	LAS black, LBT dover white, LDM pearl, LB4 folkstone, LDQ platinum, LCB earth, LDA citadel, LCD graphite	Casters	#94 Hard, #63 Soft; Hard is standard unless otherwise specified																		
Frame Finish	P54 Mirror finish unless otherwise specified																																		
Painted Frame Finishes	P06 Silver, P07 White, P08 Oatmeal, P09 Charcoal, P10 Black, P54 Mirror																																		
Wood Finish	BJ Maple, BK Sand, BB Beech, BM Cherry, BN Mahogany, BO Walnut, BP Anthracite, BQ Wenge, BI Opaque White																																		
Colored Arm Cap	T12 Raven is standard unless otherwise specified.																																		
Arm Cap Colors	T11 Swan, T12 Raven, T13 Blue Heron, T14 Jay, T15 Falcon, T16 Dove, T17 Woodpecker Red, T18 Purple Martin, T19 Peacock, T20 Macaw Blue, T21 Goldfinch, T22 Parakeet, T23 Oriole, T24 Cardinal, T25 Flamingo																																		
Tablet Arm	Specify Right hand (R) or Left hand (L)																																		
Tablet Laminates	LAS black, LBT dover white, LDM pearl, LB4 folkstone, LDQ platinum, LCB earth, LDA citadel, LCD graphite																																		
Casters	#94 Hard, #63 Soft; Hard is standard unless otherwise specified																																		

Design by Timothy deFiebre

Sizes									
	Mid Back, Swivel		Mid Back, Sled			Stool, Counter Height		Stool, Bar Height	
Styles									
	Armless	Cantilever Arm	Armless	Cantilever Arm	Tablet Arm	Armless	Cantilever Arm	Armless	Cantilever Arm
Product Number	G70A43P	G70A46P	N70E43P	N70E46P	N70E46PT(R/L)	S70E43PCH	S70E46PCH	S70E43PBH	S70E46PBH
Quick Ship									
Dimensions									
Overall Width	26"	20½"	24"	23"	20½"	24"	20½"	24"	
Overall Height	27"-32"	29"	29"	29"	35"	35"	39"	39"	
Arm Height (to floor)	23½" - 28½"	—	24½"	25"	—	32¼"	—	36¼"	
Seat Depth	16¼"	16¼"	16¼"	16¼"	16¼"	16¼"	16¼"	16¼"	16¼"
Seat Width	18"	18"	18"	18"	18"	18"	18"	18"	18"
Seat Height	15½" - 20½"	17¼"	17¼"	17¼"	26"	26"	30"	30"	
Back Width	18"	18"	18"	18"	18"	18"	18"	18"	18"
Back Height	12¾"	12¾"	12¾"	12¾"	10¾"	10¾"	10¾"	10¾"	10¾"
Tablet Width	—	—	—	24"	—	—	—	—	—
Tablet Depth	—	—	—	31"	—	—	—	—	—
Material									
Plastic	550	617	261	326	454	468	533	468	533

Additional Product	Dolly (for sled base chairs only) Model # N70ESD Dimensions: 36" L x 22.5" W x 20" H Stacks 20 for arm or armless chairs \$610 List price																																																				
Standard Features	Meets or exceeds ANSI/BIFMA X5.1-2002 Mirror finish standard unless otherwise specified Ht. adjust 5" on swivel only Arms are same color as shell unless otherwise specified 2½" Hard black casters on swivel chair																																																				
Optional Features	<table border="1" style="width: 100%; border-collapse: collapse;"> <thead> <tr> <th style="width: 20%;">Suffix</th> <th style="width: 15%;">\$ Change</th> <th style="width: 15%;">Quick Ship</th> <th style="width: 50%;">Notes</th> </tr> </thead> <tbody> <tr> <td>Glides for Sled Base</td> <td>G</td> <td>+20</td> <td>—</td> </tr> <tr> <td>Painted Frame</td> <td>PF</td> <td>—</td> <td>— P54 Mirror finish standard unless otherwise specified</td> </tr> </tbody> </table>	Suffix	\$ Change	Quick Ship	Notes	Glides for Sled Base	G	+20	—	Painted Frame	PF	—	— P54 Mirror finish standard unless otherwise specified																																								
Suffix	\$ Change	Quick Ship	Notes																																																		
Glides for Sled Base	G	+20	—																																																		
Painted Frame	PF	—	— P54 Mirror finish standard unless otherwise specified																																																		
Product Number & Function Upcharges	<div style="display: flex; justify-content: space-around; align-items: center;"> 70 4 P </div> <table border="1" style="width: 100%; border-collapse: collapse; margin-top: 10px;"> <thead> <tr> <th style="width: 15%;">Height Adjustment</th> <th style="width: 5%;">G</th> <th style="width: 15%;">Seating Line</th> <th style="width: 5%;">70</th> <th style="width: 15%;">Functions</th> <th style="width: 5%;">\$ Change</th> <th style="width: 5%;">A</th> <th style="width: 5%;">Size</th> <th style="width: 5%;">4</th> <th style="width: 10%;">Arm Style</th> <th style="width: 5%;">3</th> <th style="width: 10%;">Shell Material</th> <th style="width: 5%;">P</th> </tr> </thead> <tbody> <tr> <td>Gas Lift</td> <td>G</td> <td>Harter Sling</td> <td>70</td> <td>Swivel Tilt</td> <td>—</td> <td>A</td> <td>Mid</td> <td>4</td> <td>Armless</td> <td>3</td> <td>Plastic</td> <td>P</td> </tr> <tr> <td>No Height Adjust</td> <td>N</td> <td></td> <td></td> <td>Sled Base</td> <td>—</td> <td>E</td> <td></td> <td></td> <td>Cantilever</td> <td>6</td> <td></td> <td></td> </tr> <tr> <td>High Base Stool</td> <td>S</td> <td></td> <td></td> <td></td> <td></td> <td></td> <td></td> <td></td> <td></td> <td></td> <td></td> <td></td> </tr> </tbody> </table>	Height Adjustment	G	Seating Line	70	Functions	\$ Change	A	Size	4	Arm Style	3	Shell Material	P	Gas Lift	G	Harter Sling	70	Swivel Tilt	—	A	Mid	4	Armless	3	Plastic	P	No Height Adjust	N			Sled Base	—	E			Cantilever	6			High Base Stool	S											
Height Adjustment	G	Seating Line	70	Functions	\$ Change	A	Size	4	Arm Style	3	Shell Material	P																																									
Gas Lift	G	Harter Sling	70	Swivel Tilt	—	A	Mid	4	Armless	3	Plastic	P																																									
No Height Adjust	N			Sled Base	—	E			Cantilever	6																																											
High Base Stool	S																																																				
Construction	<table style="width: 100%;"> <tr> <td style="width: 20%;">Shell</td> <td>Polypropylene</td> </tr> <tr> <td>Arms</td> <td>Polypropylene</td> </tr> <tr> <td>Base</td> <td>Swivel only; 1" diameter steel tube, stack ½" steel rod</td> </tr> <tr> <td>Casters</td> <td>2¼" hard casters #94 (for use on carpet) or soft casters #63 (for use on hard surfaces)</td> </tr> <tr> <td>Tablet Arm</td> <td>Laminate with T-mold edge</td> </tr> </table>	Shell	Polypropylene	Arms	Polypropylene	Base	Swivel only; 1" diameter steel tube, stack ½" steel rod	Casters	2¼" hard casters #94 (for use on carpet) or soft casters #63 (for use on hard surfaces)	Tablet Arm	Laminate with T-mold edge																																										
Shell	Polypropylene																																																				
Arms	Polypropylene																																																				
Base	Swivel only; 1" diameter steel tube, stack ½" steel rod																																																				
Casters	2¼" hard casters #94 (for use on carpet) or soft casters #63 (for use on hard surfaces)																																																				
Tablet Arm	Laminate with T-mold edge																																																				
To Order Specify	<table style="width: 100%;"> <tr> <td style="width: 20%;">Frame Finish</td> <td>P54 Mirror finish unless otherwise specified</td> </tr> <tr> <td>Painted Frame Finishes</td> <td>P06 Silver, P07 White, P08 Oatmeal, P09 Charcoal, P10 Black, P54 Mirror</td> </tr> <tr> <td>Plastic Palette</td> <td>T11 Swan, T12 Raven, T13 Blue Heron, T14 Jay, T15 Falcon, T16 Dove, T17 Woodpecker Red, T18 Purple Martin, T19 Peacock, T20 Macaw Blue, T21 Goldfinch, T22 Parakeet, T23 Oriole, T24 Cardinal, T25 Flamingo</td> </tr> <tr> <td>Colored Arm Cap</td> <td>Same color as shell unless otherwise specified</td> </tr> <tr> <td>Tablet Arm</td> <td>Specify Right hand (R) or Left hand (L)</td> </tr> <tr> <td>Tablet Laminates</td> <td>LAS Black, LBT Dover White, LDM Pearl, LB4 Folkstone, LDQ Platinum, LCB Earth, LDA Citadel, LCD Graphite</td> </tr> <tr> <td>Tablet T-Mold Colors</td> <td>V37 Black, V35 Graphite, V36 Citadel, V39 Earth</td> </tr> <tr> <td>Casters</td> <td>#94 Hard, #63 Soft; Hard is standard unless otherwise specified</td> </tr> </table>	Frame Finish	P54 Mirror finish unless otherwise specified	Painted Frame Finishes	P06 Silver, P07 White, P08 Oatmeal, P09 Charcoal, P10 Black, P54 Mirror	Plastic Palette	T11 Swan, T12 Raven, T13 Blue Heron, T14 Jay, T15 Falcon, T16 Dove, T17 Woodpecker Red, T18 Purple Martin, T19 Peacock, T20 Macaw Blue, T21 Goldfinch, T22 Parakeet, T23 Oriole, T24 Cardinal, T25 Flamingo	Colored Arm Cap	Same color as shell unless otherwise specified	Tablet Arm	Specify Right hand (R) or Left hand (L)	Tablet Laminates	LAS Black, LBT Dover White, LDM Pearl, LB4 Folkstone, LDQ Platinum, LCB Earth, LDA Citadel, LCD Graphite	Tablet T-Mold Colors	V37 Black, V35 Graphite, V36 Citadel, V39 Earth	Casters	#94 Hard, #63 Soft; Hard is standard unless otherwise specified																																				
Frame Finish	P54 Mirror finish unless otherwise specified																																																				
Painted Frame Finishes	P06 Silver, P07 White, P08 Oatmeal, P09 Charcoal, P10 Black, P54 Mirror																																																				
Plastic Palette	T11 Swan, T12 Raven, T13 Blue Heron, T14 Jay, T15 Falcon, T16 Dove, T17 Woodpecker Red, T18 Purple Martin, T19 Peacock, T20 Macaw Blue, T21 Goldfinch, T22 Parakeet, T23 Oriole, T24 Cardinal, T25 Flamingo																																																				
Colored Arm Cap	Same color as shell unless otherwise specified																																																				
Tablet Arm	Specify Right hand (R) or Left hand (L)																																																				
Tablet Laminates	LAS Black, LBT Dover White, LDM Pearl, LB4 Folkstone, LDQ Platinum, LCB Earth, LDA Citadel, LCD Graphite																																																				
Tablet T-Mold Colors	V37 Black, V35 Graphite, V36 Citadel, V39 Earth																																																				
Casters	#94 Hard, #63 Soft; Hard is standard unless otherwise specified																																																				