



Otto Seating

2012 Canadian Price List

Pricing effective 08/01/12



2012 OTTO SEATING PRICE LIST

OTTO SEATING: TABLE OF CONTENTS OTS2
OTTO SEATING SPECIFICATION INFORMATION OTS3
OTTO SEATING SPECIFICATION EXAMPLE OTS4
OTTO LOUNGE CHAIR, LOW BACK, ARMLESS OTS5
OTTO LOUNGE CHAIR, LOW BACK, WITH ARMS OTS6
OTTO LOUNGE CHAIR, HIGH BACK, ARMLESS OTS7
OTTO LOUNGE CHAIR, HIGH BACK, WITH ARMS OTS8
OTTO SETTEE, LOW BACK, ARMLESS OTS9
OTTO SETTEE, LOW BACK, WITH ARMS OTS10
OTTO SETTEE, HIGH BACK, ARMLESS OTS11
OTTO SETTEE, HIGH BACK, WITH ARMS OTS12
OTTO SOFA, LOW BACK, ARMLESS OTS13
OTTO SOFA, LOW BACK, WITH ARMS OTS14
OTTO SOFA, HIGH BACK, ARMLESS OTS15
OTTO SOFA, HIGH BACK, WITH ARMS OTS16
OTTO BENCH AND OTTOMAN SPECIFICATION INFORMATION... OTS17
OTTO BENCH AND OTTOMAN SPECIFICATION EXAMPLE OTS18
OTTO BENCH AND OTTOMAN OTS19

MODEL

LOUNGE	CODE
Low Back, armless	OLL
Low Back, with arms	OLLA
High Back, armless	OLH
High Back, with arms	OLHA
SETTEE	
Low Back, armless	OSL
Low Back, with arms	OSLA
High Back, armless	OSH
High Back, with arms	OSHA
SOFA	
Low Back, armless	OSOL
Low Back, with arms	OSOLA
High Back, armless	OSOH
High Back, with arms	OSOHA

BACK OPTION

DESCRIPTION	CODE
Wood	W
Wood with Upholstered Onlay	WO
Fully Upholstered	FU

WOOD BACK TYPE

DESCRIPTION	CODE
Quarter Sliced Maple	QSM
Maple Parquet	MP
Reverse Diamond	RD
Quarter Sliced Walnut	QSW

BACK AND LEG FINISH

LELAND COLOURS I		LELAND COLOURS II	
DESCRIPTION	CODE	DESCRIPTION	CODE
Natural Walnut	08	Graphite	25
Natural Maple	11	Zinnia	71
Medium	13	Gourd	72
Neutral	15	Citrus	73
Medium Cherry	17	Concord	74
Classic Mahogany	21	Sky	75
Copper	22	Lagoon	76
Espresso	23	Canopy	77
White Wash	27	Aegean	78
Transparent Black	29	Sea Grass	79
Marigold	51	Sherbet	80
Pomegranate	53	Nocturne	81
Cobalt	55	Cactus	82
Moss	57	Scarlet	83
Cranberry	61	Terra	84
Peacock	62	<i>Custom Finish</i>	<i>01</i>
Strawberry	63		
Sunflower	64		
Lime	65		

UPHOLSTERY SELECTION

Please refer to Leland Textiles program which features textiles and leathers from the following partners:

- Brentano
- Camira
- Carnegie
- CF Stinson
- Green Hides
- Maharam
- Unika Vaev

The complete grade list can be found at www.lelandinternational.com/ecatalog or you can specify COM/COL. Due to the design of this product, it is recommended that all non pre-approved fabric be tested for compatibility.

* Due to upholstery requirements, the Otto product line can only be upholstered railroaded. Please consider when specifying textiles with a pattern. Untested COM or COL textiles will not be accepted.

GLIDES

Otto seating glides are plastic.

FREIGHT NOTE

Due to the size and nature of Otto Seating, the Freight Program does not apply to this product. Please contact Customer Experience for a quote.

SPECIFICATIONS REQUIRED TO CREATE THE PRODUCT CODE

OTTO LOUNGE CHAIR, SETTEE AND SOFA

- Model
- Back Option
- Wood Back Type (when applicable)
- Back Finish or Upholstery
- Seat Upholstery
- Bolster Upholstery
- Leg Finish
- Arm Upholstery (when applicable)
- Back Onlay (when applicable)



MODEL

Otto Lounge Chair, Low Back, with Arms (OLLA)

BACK OPTION

Wood with Upholstered Onlay (WO)

WOOD BACK TYPE

Maple Parquet (MP)

BACK FINISH OR UPHOLSTERY

Natural Maple (11)

SEAT UPHOLSTERY

Enter upholstery grade, COM or COL.
Grade E (E)

BOLSTER UPHOLSTERY

Enter upholstery grade, COM or COL.
Grade E (E)

LEG FINISH

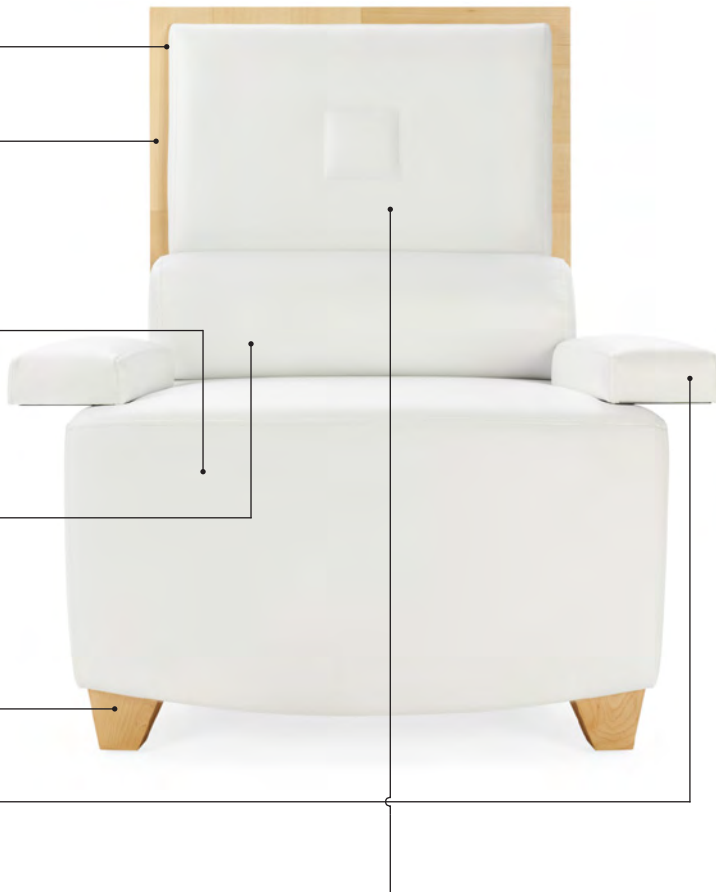
Natural Maple (11)

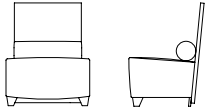
ARM UPHOLSTERY

Enter upholstery grade, COM or COL. Grade E (E)

BACK ONLAY

Enter upholstery grade, COM or COL. Grade E (E)





OTTO LOUNGE CHAIR

	MODEL	LIST PRICE/GRADE	COM/COL	A	B	C	D	E	F	G	H	I	J	K	L
low back, armless	OLL-W-QSM	Quarter Sliced Maple	\$2485	2627	2697	2767	2838	2908	2978	3049	3119	3190	3260	3330	3401
W 30 D 27 H 37 SH 18	OLL-W-MP	Maple Parquet	\$2742	2884	2954	3024	3095	3165	3235	3306	3376	3447	3517	3587	3658
	OLL-W-RD	Reverse Diamond	\$3025	3167	3237	3308	3378	3449	3519	3589	3660	3730	3801	3871	3941
	OLL-W-QSW	Quarter Sliced Walnut	\$2485	2627	2697	2767	2838	2908	2978	3049	3119	3190	3260	3330	3401
	OLL-FU	Fully Upholstered	\$2089	2346	2475	2603	2732	2860	2989	3117	3246	3374	3503	3631	3760

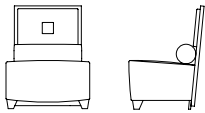
Contact Leland Customer Experience for yardage requirements on textiles with repeats.

COM YARDAGE REQUIREMENTS:

Seat: 1 1/4 yards Bolster: 3/4 yard Fully Upholsted Back: 3 yards

COL SQUARE FEET REQUIREMENTS:

Seat: 35 sq. ft. Bolster: 6 sq. ft. Fully Upholsted Back: 35 sq. ft.



OTTO LOUNGE CHAIR, UPHOLSTERED ONLY

	MODEL	LIST PRICE/GRADE	COM/COL	A	B	C	D	E	F	G	H	I	J	K	L
low back, armless	OLL-WO-QSM	Quarter Sliced Maple	\$2646	2813	2896	2978	3061	3144	3226	3309	3392	3474	3557	3639	3722
W 30 D 27 H 37 SH 18	OLL-WO-MP	Maple Parquet	\$2903	3070	3153	3235	3318	3401	3483	3566	3649	3731	3814	3896	3979
	OLL-WO-RD	Reverse Diamond	\$3186	3354	3436	3519	3602	3684	3767	3849	3932	4015	4097	4180	4263
	OLL-WO-QSW	Quarter Sliced Walnut	\$2646	2813	2896	2978	3061	3144	3226	3309	3392	3474	3557	3639	3722

Contact Leland Customer Experience for yardage requirements on textiles with repeats.

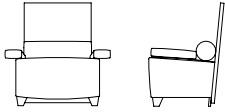
COM YARDAGE REQUIREMENTS:

Seat: 1 1/4 yards Bolster: 3/4 yard Onlay: 1 yard

COL SQUARE FEET REQUIREMENTS:

Seat: 35 sq. ft. Bolster: 6 sq. ft. Onlay: 20 sq. ft.

TO SPECIFY: Please refer to pages 3–4 for complete specifying information. Specify all products by their product code.



OTTO LOUNGE CHAIR

	MODEL	LIST PRICE/GRADE	COM/COL	A	B	C	D	E	F	G	H	I	J	K	L
low back, with arms	OLLA-W-QSM	Quarter Sliced Maple	\$2886	3065	3155	3246	3245	3334	3424	3514	3604	3693	3783	3873	3963
W 30 D 27 H 37 SH 18 AH 20.5	OLLA-W-MP	Maple Parquet	\$3147	3326	3416	3506	3596	3685	3775	3865	3955	4044	4134	4224	4314
	OLLA-W-RD	Reverse Diamond	\$3435	3616	3706	3795	3885	3975	4065	4154	4244	4334	4424	4514	4603
	OLLA-W-QSW	Quarter Sliced Walnut	\$2886	3065	3155	3245	3334	3424	3514	3604	3693	3783	3873	3963	4052
	OLLA-FU	Fully Upholstered	\$2517	2812	2960	3108	3256	3404	3552	3700	3847	3995	4143	4291	4439

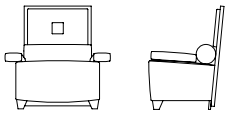
Contact Leland Customer Experience for yardage requirements on textiles with repeats.

COM YARDAGE REQUIREMENTS:

Seat: 1 1/4 yards Bolster: 3/4 yard Arms (1 or 2): 3/4 yard Fully Upholstered Back: 3 yards

COL SQUARE FEET REQUIREMENTS:

Seat: 35 sq. ft. Bolster: 6 sq. ft. Arms (1 or 2): 6 sq. ft. Fully Upholstered Back: 35 sq. ft.



OTTO LOUNGE CHAIR, UPHOLSTERED ONLY

	MODEL	LIST PRICE/GRADE	COM/COL	A	B	C	D	E	F	G	H	I	J	K	L
low back, with arms	OLLA-WO-QSM	Quarter Sliced Maple	\$3047	3252	3354	3457	3468	3570	3672	3774	3876	3978	4080	4182	4284
W 30 D 27 H 37 SH 18 AH 20.5	OLLA-WO-MP	Maple Parquet	\$3308	3513	3615	3717	3819	3921	4023	4125	4227	4329	4431	4533	4635
	OLLA-WO-RD	Reverse Diamond	\$3597	3803	3905	4007	4109	4211	4313	4415	4517	4619	4721	4823	4925
	OLLA-WO-QSW	Quarter Sliced Walnut	\$3047	3252	3354	3456	3558	3660	3762	3864	3966	4068	4170	4272	4374

Contact Leland Customer Experience for yardage requirements on textiles with repeats.

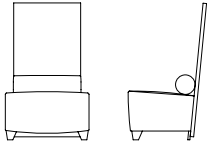
COM YARDAGE REQUIREMENTS:

Seat: 1 1/4 yards Bolster: 3/4 yard Arms (1 or 2): 3/4 yard Onlay: 1 yard

COL SQUARE FEET REQUIREMENTS:

Seat: 35 sq. ft. Bolster: 6 sq. ft. Arms (1 or 2): 6 sq. ft. Onlay: 20 sq. ft.

TO SPECIFY: Please refer to pages 3–4 for complete specifying information. Specify all products by their product code.



OTTO LOUNGE CHAIR

	MODEL	LIST PRICE/GRADE	COM/COL	A	B	C	D	E	F	G	H	I	J	K	L
high back, armless	OLH-W-QSM	Quarter Sliced Maple	\$2637	2778	2849	2919	2990	3060	3130	3201	3271	3342	3412	3482	3553
W 30 D 28 H 48.5 SH 18	OLH-W-MP	Maple Parquet	\$3045	3186	3257	3327	3398	3468	3538	3609	3679	3750	3820	3890	3961
	OLH-W-RD	Reverse Diamond	\$3183	3324	3395	3465	3535	3606	3676	3746	3817	3887	3958	4028	4098
	OLH-W-QSW	Quarter Sliced Walnut	\$2637	2778	2849	2919	2990	3060	3130	3201	3271	3342	3412	3482	3553
	OLH-FU	Fully Upholstered	\$2196	2491	2639	2787	2935	3082	3230	3378	3526	3674	3822	3970	4118

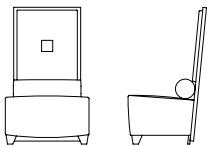
Contact Leland Customer Experience for yardage requirements on textiles with repeats.

COM YARDAGE REQUIREMENTS:

Seat: 1 1/4 yards Bolster: 3/4 yard Fully Upholsted Back: 3 yards

COL SQUARE FEET REQUIREMENTS:

Seat: 35 sq. ft. Bolster: 6 sq. ft. Fully Upholsted Back: 35 sq. ft.



OTTO LOUNGE CHAIR, UPHOLSTERED ONLAY

	MODEL	LIST PRICE/GRADE	COM/COL	A	B	C	D	E	F	G	H	I	J	K	L
high back, armless	OLH-WO-QSM	Quarter Sliced Maple	\$2851	3044	3141	3237	3334	3431	3528	3625	3722	3819	3916	4013	4110
W 30 D 28 H 48.5 SH 18	OLH-WO-MP	Maple Parquet	\$3259	3452	3549	3645	3742	3839	3936	4033	4130	4227	4324	4421	4518
	OLH-WO-RD	Reverse Diamond	\$3398	3589	3686	3783	3880	3977	4074	4171	4268	4365	4461	4558	4655
	OLH-WO-QSW	Quarter Sliced Walnut	\$2851	3044	3141	3237	3334	3431	3528	3625	3722	3819	3916	4013	4110

Contact Leland Customer Experience for yardage requirements on textiles with repeats.

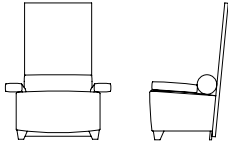
COM YARDAGE REQUIREMENTS:

Seat: 1 1/4 yards Bolster: 3/4 yard Onlay: 1 yard

COL SQUARE FEET REQUIREMENTS:

Seat: 35 sq. ft. Bolster: 6 sq. ft. Onlay: 20 sq. ft.

TO SPECIFY: Please refer to pages 3–4 for complete specifying information. Specify all products by their product code.



OTTO LOUNGE CHAIR

	MODEL	LIST PRICE/GRADE	COM/COL	A	B	C	D	E	F	G	H	I	J	K	L
high back, with arms	OLHA-W-QSM	Quarter Sliced Maple	\$3042	3221	3311	3240	3325	3411	3497	3582	3668	3754	3839	3925	4011
W 30 D 28 H 48.5 SH 18 AH 20.5	OLHA-W-MP	Maple Parquet	\$3458	3638	3728	3818	3908	3997	4087	4177	4267	4356	4446	4536	4626
	OLHA-W-RD	Reverse Diamond	\$3599	3778	3868	3958	4047	4137	4227	4317	4406	4496	4586	4676	4765
	OLHA-W-QSW	Quarter Sliced Walnut	\$3042	3221	3311	3240	3325	3411	3497	3582	3668	3754	3839	3925	4011
	OLHA-FU	Fully Upholstered	\$2624	2958	3125	3293	3460	3627	3794	3962	4129	4296	4464	4631	4798

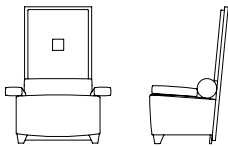
Contact Leland Customer Experience for yardage requirements on textiles with repeats.

COM YARDAGE REQUIREMENTS:

Seat: 1 1/4 yards Bolster: 3/4 yard Arms (1 or 2): 3/4 yard Fully Upholsted Back: 3 yards

COL SQUARE FEET REQUIREMENTS:

Seat: 35 sq. ft. Bolster: 6 sq. ft. Arms (1 or 2): 6 sq. ft. Fully Upholsted Back: 35 sq. ft.



OTTO LOUNGE CHAIR, UPHOLSTERED ONLY

	MODEL	LIST PRICE/GRADE	COM/COL	A	B	C	D	E	F	G	H	I	J	K	L
high back, with arms	OLHA-WO-QSM	Quarter Sliced Maple	\$3256	3486	3603	3558	3670	3782	3894	4007	4119	4231	4343	4455	4568
W 30 D 28 H 48.5 SH 18 AH 20.5	OLHA-WO-MP	Maple Parquet	\$3672	3904	4020	4136	4252	4369	4485	4601	4718	4834	4950	5066	5183
	OLHA-WO-RD	Reverse Diamond	\$3813	4043	4160	4276	4392	4508	4625	4741	4857	4974	5090	5206	5322
	OLHA-WO-QSW	Quarter Sliced Walnut	\$3256	3486	3603	3558	3670	3782	3894	4007	4119	4231	4343	4455	4568

Contact Leland Customer Experience for yardage requirements on textiles with repeats.

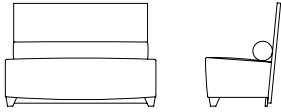
COM YARDAGE REQUIREMENTS:

Seat: 1 1/4 yards Bolster: 3/4 yard Arms (1 or 2): 3/4 yard Onlay: 1 yard

COL SQUARE FEET REQUIREMENTS:

Seat: 35 sq. ft. Bolster: 6 sq. ft. Arms (1 or 2): 6 sq. ft. Onlay: 20 sq. ft.

TO SPECIFY: Please refer to pages 3–4 for complete specifying information. Specify all products by their product code.



OTTO SETTEE

	MODEL	LIST PRICE/GRADE	COM/COL	A	B	C	D	E	F	G	H	I	J	K	L
low back, armless W 54 D 27 H 37 SH 18	OSL-W-QSM	Quarter Sliced Maple	\$3712	3918	4021	4124	4227	4330	4433	4536	4639	4742	4845	4948	5051
	OSL-W-MP	Maple Parquet	\$4120	4326	4429	4532	4635	4738	4841	4944	5047	5150	5253	5356	5459
	OSL-W-RD	Reverse Diamond	\$4259	4464	4567	4670	4773	4876	4979	5082	5185	5288	5391	5494	5597
	OSL-W-QSW	Quarter Sliced Walnut	\$3712	3918	4021	4124	4227	4330	4433	4536	4639	4742	4845	4948	5051
	OSL-FU	Fully Upholstered	\$2774	3160	3353	3546	3738	3931	4124	4317	4509	4702	4895	5088	5281

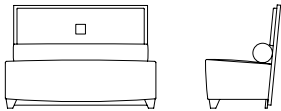
Contact Leland Customer Experience for yardage requirements on textiles with repeats.

COM YARDAGE REQUIREMENTS:

Seat: 2 1/2 yards Bolster: 3/4 yard Fully Upholstered Back: 3 yards

COL SQUARE FEET REQUIREMENTS:

Seat: 70 sq. ft. Bolster: 12 sq. ft. Fully Upholstered Back: 64 sq. ft.



**OTTO SETTEE,
UPHOLSTERED ONLAY**

	MODEL	LIST PRICE/GRADE	COM/COL	A	B	C	D	E	F	G	H	I	J	K	L
low back, armless W 54 D 27 H 37 SH 18	OSL-WO-QSM	Quarter Sliced Maple	\$3953	4184	4300	4417	4533	4649	4765	4882	4998	5114	5231	5347	5463
	OSL-WO-MP	Maple Parquet	\$4361	4592	4708	4825	4941	5057	5173	5290	5406	5522	5639	5755	5871
	OSL-WO-RD	Reverse Diamond	\$4499	4730	4846	4962	5079	5195	5311	5427	5544	5660	5776	5893	6009
	OSL-WO-QSW	Quarter Sliced Walnut	\$3953	4184	4300	4417	4533	4649	4765	4882	4998	5114	5231	5347	5463

Contact Leland Customer Experience for yardage requirements on textiles with repeats.

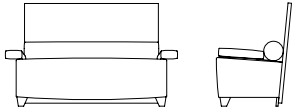
COM YARDAGE REQUIREMENTS:

Seat: 2 1/2 yards Bolster: 3/4 yard Onlay: 1 yard

COL SQUARE FEET REQUIREMENTS:

Seat: 70 sq. ft. Bolster: 12 sq. ft. Onlay: 40 sq. ft.

TO SPECIFY: Please refer to pages 3–4 for complete specifying information. Specify all products by their product code.



OTTO SETTEE

	MODEL	LIST PRICE/GRADE	COM/COL	A	B	C	D	E	F	G	H	I	J	K	L
low back, with arms	OSLA-W-QSM	Quarter Sliced Maple	\$4138	4383	4505	4628	4750	4873	4995	5117	5240	5362	5485	5607	5729
W 61 D 27 H 37 SH 18 AH 20.5	OSLA-W-MP	Maple Parquet	\$4555	4799	4922	5044	5166	5289	5411	5534	5656	5778	5901	6023	6146
	OSLA-W-RD	Reverse Diamond	\$4695	4940	5044	5166	5289	5411	5534	5656	5778	5901	6023	6146	6268
	OSLA-W-QSW	Quarter Sliced Walnut	\$4138	4383	4505	4628	4750	4873	4995	5117	5240	5362	5485	5607	5729
	OSLA-FU	Fully Upholstered	\$3164	3588	3800	4011	4222	4433	4644	4855	5066	5277	5489	5700	5911

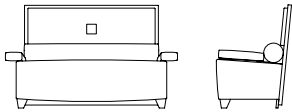
Contact Leland Customer Experience for yardage requirements on textiles with repeats.

COM YARDAGE REQUIREMENTS:

Seat: 2 1/2 yards Bolster: 3/4 yard Arms (1 or 2): 3/4 yard Fully Upholstered Back: 3 yards

COL SQUARE FEET REQUIREMENTS:

Seat: 70 sq. ft. Bolster: 12 sq. ft. Arms (1 or 2): 6 sq. ft. Fully Upholstered Back: 64 sq. ft.



**OTTO SETTEE,
UPHOLSTERED ONLAY**

	MODEL	LIST PRICE/GRADE	COM/COL	A	B	C	D	E	F	G	H	I	J	K	L
low back, with arms	OSLA-WO-QSM	Quarter Sliced Maple	\$4379	4649	4785	4920	5056	5192	5327	5463	5599	5734	5870	6006	6141
W 61 D 27 H 37 SH 18 AH 20.5	OSLA-WO-MP	Maple Parquet	\$4796	5065	5201	5337	5472	5608	5744	5879	6015	6151	6286	6422	6558
	OSLA-WO-RD	Reverse Diamond	\$4936	5206	5323	5459	5595	5730	5866	6002	6137	6273	6409	6544	
	OSLA-WO-QSW	Quarter Sliced Walnut	\$4379	4649	4785	4699	4829	4958	5088	5217	5347	5476	5606	5735	5865

Contact Leland Customer Experience for yardage requirements on textiles with repeats.

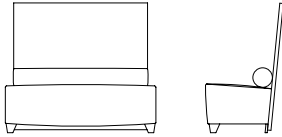
COM YARDAGE REQUIREMENTS:

Seat: 2 1/2 yards Bolster: 3/4 yard Arms (1 or 2): 3/4 yard Onlay: 1 yard

COL SQUARE FEET REQUIREMENTS:

Seat: 70 sq. ft. Bolster: 12 sq. ft. Arms (1 or 2): 6 sq. ft. Onlay: 40 sq. ft.

TO SPECIFY: Please refer to pages 3–4 for complete specifying information. Specify all products by their product code.



OTTO SETTEE

	MODEL	LIST PRICE/GRADE	COM/COL	A	B	C	D	E	F	G	H	I	J	K	L
high back, armless	OSH-W-QSM	Quarter Sliced Maple	\$4010	4216	4319	4422	4525	4628	4731	4834	4937	5040	5143	5246	5349
W 54 D 28 H 48.5 SH 18	OSH-W-MP	Maple Parquet	\$4445	4650	4753	4856	4959	5062	5165	5268	5371	5474	5577	5680	5783
	OSH-W-RD	Reverse Diamond	\$4561	4767	4869	4974	5077	5180	5283	5386	5489	5592	5695	5798	5901
	OSH-W-QSW	Quarter Sliced Walnut	\$4010	4216	4319	4422	4525	4628	4731	4834	4937	5040	5143	5246	5349
	OSH-FU	Fully Upholstered	\$2882	3318	3536	3755	3973	4191	4409	4628	4846	5064	5283	5501	5719

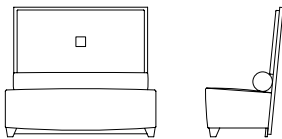
Contact Leland Customer Experience for yardage requirements on textiles with repeats.

COM YARDAGE REQUIREMENTS:

Seat: 2 1/2 yards Bolster: 3/4 yard Fully Upholstered Back: 3 yards

COL SQUARE FEET REQUIREMENTS:

Seat: 70 sq. ft. Bolster: 12 sq. ft. Fully Upholstered Back: 64 sq. ft.



OTTO SETTEE, UPHOLSTERED ONLAY

	MODEL	LIST PRICE/GRADE	COM/COL	A	B	C	D	E	F	G	H	I	J	K	L
high back, armless	OSH-WO-QSM	Quarter Sliced Maple	\$4304	4561	4690	4818	4947	5076	5204	5333	5461	5590	5718	5847	5975
W 54 D 28 H 48.5 SH 18	OSH-WO-MP	Maple Parquet	\$4740	4996	5124	5253	5382	5510	5639	5767	5896	6024	6153	6281	6410
	OSH-WO-RD	Reverse Diamond	\$4856	5113	5241	5370	5499	5627	5756	5884	6013	6141	6270	6398	6527
	OSH-WO-QSW	Quarter Sliced Walnut	\$4304	4561	4690	4818	4947	5076	5204	5333	5461	5590	5718	5847	5975

Contact Leland Customer Experience for yardage requirements on textiles with repeats.

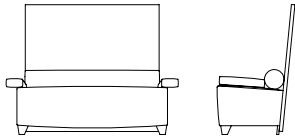
COM YARDAGE REQUIREMENTS:

Seat: 2 1/2 yards Bolster: 3/4 yard Onlay: 1 yard

COL SQUARE FEET REQUIREMENTS:

Seat: 70 sq. ft. Bolster: 12 sq. ft. Onlay: 40 sq. ft.

TO SPECIFY: Please refer to pages 3–4 for complete specifying information. Specify all products by their product code.



OTTO SETTEE

	MODEL	LIST PRICE/GRADE	COM/COL	A	B	C	D	E	F	G	H	I	J	K	L
high back, with arms	OSHA-W-QSM	Quarter Sliced Maple	\$4445	4689	4811	4934	5056	5179	5301	5423	5546	5668	5791	5913	6035
W 54 D 28 H 48.5 SH 18 AH 20.5	OSHA-W-MP	Maple Parquet	\$4887	5132	5254	5376	5499	5621	5744	5866	5988	6111	6233	6356	6478
	OSHA-W-RD	Reverse Diamond	\$5007	5251	5373	5496	5618	5741	5863	5985	6108	6230	6353	6475	6597
	OSHA-W-QSW	Quarter Sliced Walnut	\$4445	4689	4811	4934	5056	5179	5301	5423	5546	5668	5791	5913	6035
	OSHA-FU	Fully Upholstered	\$3310	3785	4023	4261	4498	4736	4974	5211	5449	5687	5924	6162	6399

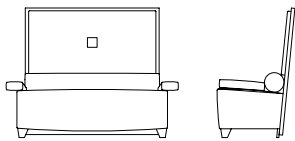
Contact Leland Customer Experience for yardage requirements on textiles with repeats.

COM YARDAGE REQUIREMENTS:

Seat: 2 1/2 yards Bolster: 3/4 yard Arms (1 or 2): 3/4 yard Fully Upholstered Back: 3 yards

COL SQUARE FEET REQUIREMENTS:

Seat: 70 sq. ft. Bolster: 12 sq. ft. Arms (1 or 2): 6 sq. ft. Fully Upholstered Back: 64 sq. ft.



**OTTO SETTEE
UPHOLSTERED ONLAY**

	MODEL	LIST PRICE/GRADE	COM/COL	A	B	C	D	E	F	G	H	I	J	K	L
high back, with arms	OSHA-WO-QSM	Quarter Sliced Maple	\$4740	5035	5183	5331	5478	5626	5774	5922	6070	6218	6366	6514	6662
W 61 D 28 H 48.5 SH 18 AH 20.5	OSHA-WO-RD	Maple Parquet	\$5182	5477	5625	5773	5921	6069	6217	6365	6513	6661	6809	6956	7104
	OSHA-WO-QSW	Reverse Diamond	\$5302	5597	5745	5893	6040	6188	6336	6484	6632	6780	6928	7076	7224
	OSHA-FU	Quarter Sliced Walnut	\$4740	5035	5183	5331	5478	5626	5774	5922	6070	6218	6366	6514	6662

Contact Leland Customer Experience for yardage requirements on textiles with repeats.

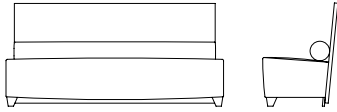
COM YARDAGE REQUIREMENTS:

Seat: 2 1/2 yards Bolster: 3/4 yard Arms (1 or 2): 3/4 yard Onlay: 1 yard

COL SQUARE FEET REQUIREMENTS:

Seat: 70 sq. ft. Bolster: 12 sq. ft. Arms (1 or 2): 6 sq. ft. Onlay: 40 sq. ft.

TO SPECIFY: Please refer to pages 3–4 for complete specifying information. Specify all products by their product code.



OTTO SOFA

	MODEL	LIST PRICE/GRADE	COM/COL	A	B	C	D	E	F	G	H	I	J	K	L
low back, armless W 78 D 27 H 37 SH 18	OSOL-W-QSM	Quarter Sliced Maple	\$4540	4897	5076	5254	5433	5611	5790	5968	6147	6325	6504	6682	6861
	OSOL-W-MP	Maple Parquet	\$4948	5305	5484	5662	5841	6019	6198	6376	6555	6733	6912	7090	7269
	OSOL-W-RD	Reverse Diamond	\$5087	5444	5622	5801	5979	6158	6336	6515	6693	6872	7050	7229	7407
	OSOL-W-QSW	Quarter Sliced Walnut	\$4540	4897	5076	5254	5433	5611	5790	5968	6147	6325	6504	6682	6861
	OSOL-FU	Fully Upholstered	\$3603	3960	4138	4317	4495	4674	4852	5031	5209	5388	5566	5745	5923

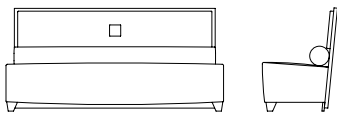
Contact Leland Customer Experience for yardage requirements on textiles with repeats.

COM YARDAGE REQUIREMENTS:

Seat: 4 yards Bolster (1 or 2): 2 yards Fully Upholstered Back: 4 yards

COL SQUARE FEET REQUIREMENTS:

Seat: 128 sq. ft. Bolster (1 or 2): 54 sq. ft. Fully Upholstered Back: 128 sq. ft.



**OTTO SOFA,
UPHOLSTERED ONLY**

	MODEL	LIST PRICE/GRADE	COM/COL	A	B	C	D	E	F	G	H	I	J	K	L
low back, armless W 78 D 27 H 37 SH 18	OSOL-WO-QSM	Quarter Sliced Maple	\$4849	5206	5385	5563	5742	5920	6099	6277	6456	6634	6813	6991	7170
	OSOL-WO-MP	Maple Parquet	\$5257	5614	5793	5971	6150	6328	6507	6685	6864	7042	7221	7399	7578
	OSOL-WO-RD	Reverse Diamond	\$5396	5753	5931	6110	6288	6467	6645	6824	7002	7181	7359	7538	7716
	OSOL-WO-QSW	Quarter Sliced Walnut	\$4849	5206	5385	5563	5742	5920	6099	6277	6456	6634	6813	6991	7170

Contact Leland Customer Experience for yardage requirements on textiles with repeats.

COM YARDAGE REQUIREMENTS:

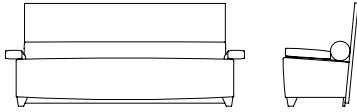
Seat: 4 yards Bolster (1 or 2): 2 yards Onlay (1 or 2): 2 yards

COL SQUARE FEET REQUIREMENTS:

Seat: 128 sq. ft. Bolster (1 or 2): 54 sq. ft. Onlay (1 or 2): 54 sq. ft.

TO SPECIFY: Please refer to pages 3–4 for complete specifying information. Specify all products by their product code.

OTTO SOFA, LOW BACK, WITH ARMS Design: Bruce Sienkowski



OTTO SOFA

	MODEL	LIST PRICE/GRADE	COM/COL	A	B	C	D	E	F	G	H	I	J	K	L
low back, with arms	OSOLA-W-QSM	Quarter Sliced Maple	\$4966	5323	5502	5680	5859	6037	6216	6394	6573	6751	6930	7108	7287
W 85 D 27 H 37 SH 18 AH 20.5	OSOLA-W-MP	Maple Parquet	\$5384	5741	5919	6098	6276	6455	6633	6812	6990	7169	7347	7526	7704
	OSOLA-W-RD	Reverse Diamond	\$5523	5880	6059	6237	6416	6594	6773	6951	7130	7308	7487	7665	7844
	OSOLA-W-QSW	Quarter Sliced Walnut	\$4783	5140	5318	5497	5675	5854	6032	6211	6389	6568	6746	6925	7103
	OSOLA-FU	Fully Upholstered	\$3992	4349	4528	4706	4885	5063	5242	5420	5599	5777	5956	6134	6313

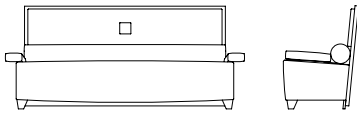
Contact Leland Customer Experience for yardage requirements on textiles with repeats.

COM YARDAGE REQUIREMENTS:

Seat: 4 yards Bolster (1 or 2): 2 yards Arms (1 or 2): 3/4 yard Fully Upholstered Back: 4 yards

COL SQUARE FEET REQUIREMENTS:

Seat: 128 sq. ft. Bolster (1 or 2): 54 sq. ft. Arms (1 or 2): 6 sq. ft. Fully Upholstered Back: 128 sq. ft.



OTTO SOFA, UPHOLSTERED ONLAY

	MODEL	LIST PRICE/GRADE	COM/COL	A	B	C	D	E	F	G	H	I	J	K	L
low back, with arms	OSOLA-WO-QSM	Quarter Sliced Maple	\$5275	5632	5811	5989	6168	6346	6525	6703	6882	7060	7239	7417	7596
W 85 D 27 H 37 SH 18 AH 20.5	OSOLA-WO-MP	Maple Parquet	\$5693	6050	6228	6407	6585	6764	6942	7121	7299	7478	7656	7835	8013
	OSOLA-WO-RD	Reverse Diamond	\$5832	6189	6368	6546	6725	6903	7082	7260	7439	7617	7796	7974	8153
	OSOLA-WO-QSW	Quarter Sliced Walnut	\$5275	5632	5811	5989	6168	6346	6525	6703	6882	7060	7239	7417	7596

Contact Leland Customer Experience for yardage requirements on textiles with repeats.

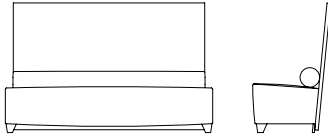
COM YARDAGE REQUIREMENTS:

Seat: 4 yards Bolster (1 or 2): 2 yards Arms (1 or 2): 3/4 yard Onlay (1 or 2): 2 yards

COL SQUARE FEET REQUIREMENTS:

Seat: 128 sq. ft. Bolster (1 or 2): 54 sq. ft. Arms (1 or 2): 6 sq. ft. Onlay (1 or 2): 54 sq. ft.

TO SPECIFY: Please refer to pages 3–4 for complete specifying information. Specify all products by their product code.



OTTO SOFA

	MODEL	LIST PRICE/GRADE	COM/COL	A	B	C	D	E	F	G	H	I	J	K	L
high back, armless	OSOH-W-QSM	Quarter Sliced Maple	\$4838	5195	5373	5552	5730	5909	6087	6266	6444	6623	6801	6980	7158
W 78 D 28 H 48.5 SH 18	OSOH-W-MP	Maple Parquet	\$5273	5630	5809	5987	6166	6344	6523	6701	6880	7058	7237	7415	7594
	OSOH-W-RD	Reverse Diamond	\$5390	5747	5925	6104	6282	6461	6639	6818	6996	7175	7353	7532	7710
	OSOH-W-QSW	Quarter Sliced Walnut	\$4838	5195	5373	5552	5730	5909	6087	6266	6444	6623	6801	6980	7158
	OSOH-FU	Fully Upholstered	\$3710	4067	4245	4424	4602	4781	4959	5138	5316	5495	5673	5852	6030

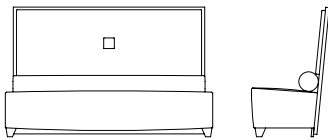
Contact Leland Customer Experience for yardage requirements on textiles with repeats.

COM YARDAGE REQUIREMENTS:

Seat: 4 yards Bolster (1 or 2): 2 yards Fully Upholstered Back: 4 yards

COL SQUARE FEET REQUIREMENTS:

Seat: 128 sq. ft. Bolster (1 or 2): 54 sq. ft. Fully Upholstered Back: 128 sq. ft.



OTTO SOFA, UPHOLSTERED ONLAY

	MODEL	LIST PRICE/GRADE	COM/COL	A	B	C	D	E	F	G	H	I	J	K	L
high back, armless	OSOH-WO-QSM	Quarter Sliced Maple	\$5173	5530	5709	5887	6066	6244	6423	6601	6780	6958	7137	7315	7494
W 78 D 28 H 48.5 SH 18	OSOH-WO-MP	Maple Parquet	\$5609	5966	6144	6323	6501	6680	6858	7037	7215	7394	7572	7751	7929
	OSOH-WO-RD	Reverse Diamond	\$5725	6082	6261	6439	6618	6796	6975	7153	7332	7510	7689	7867	8046
	OSOH-WO-QSW	Quarter Sliced Walnut	\$5173	5530	5709	5887	6066	6244	6423	6601	6780	6958	7137	7315	7494

Contact Leland Customer Experience for yardage requirements on textiles with repeats.

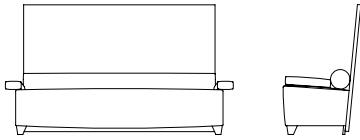
COM YARDAGE REQUIREMENTS:

Seat: 4 yards Bolster (1 or 2): 2 yards Onlay (1 or 2): 2 yards

COL SQUARE FEET REQUIREMENTS:

Seat: 128 sq. ft. Bolster (1 or 2): 54 sq. ft. Onlay (1 or 2): 54 sq. ft.

TO SPECIFY: Please refer to pages 3–4 for complete specifying information. Specify all products by their product code.



OTTO SOFA

	MODEL	LIST PRICE/GRADE	COM/COL	A	B	C	D	E	F	G	H	I	J	K	L
high back, with arms	OSOHA-W-QSM	Quarter Sliced Maple	\$5273	5630	5809	5987	6166	6344	6523	6701	6880	7058	7237	7415	7594
W 85 D 28 H 48.5 SH 18 AH 20.5	OSOHA-W-MP	Maple Parquet	\$5715	6072	6251	6429	6608	6786	6965	7143	7322	7500	7679	7857	8036
	OSOHA-W-RD	Reverse Diamond	\$5835	6192	6371	6549	6728	6906	7085	7263	7442	7620	7799	7977	8156
	OSOHA-W-QSW	Quarter Sliced Walnut	\$5273	5630	5809	5987	6166	6344	6523	6701	6880	7058	7237	7415	7594
	OSOHA-FU	Fully Upholstered	\$4138	4495	4674	4852	5031	5209	5388	5566	5745	5923	6102	6280	6459

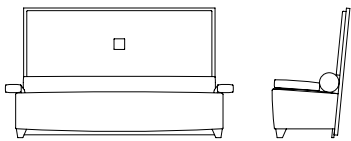
Contact Leland Customer Experience for yardage requirements on textiles with repeats.

COM YARDAGE REQUIREMENTS:

Seat: 4 yards Bolster (1 or 2): 2 yards Arms (1 or 2): 3/4 yard Fully Upholstered Back: 4 yards

COL SQUARE FEET REQUIREMENTS:

Seat: 128 sq. ft. Bolster (1 or 2): 54 sq. ft. Arms (1 or 2): 6 sq. ft. Fully Upholstered Back: 128 sq. ft.



OTTO SOFA UPHOLSTERED ONLY

	MODEL	LIST PRICE/GRADE	COM/COL	A	B	C	D	E	F	G	H	I	J	K	L
high back, with arms	OSOHA-WO-QSM	Quarter Sliced Maple	\$5609	5966	6144	6323	6501	6680	6858	7037	7215	7394	7572	7751	7929
W 85 D 28 H 48.5 SH 18 AH 20.5	OSOHA-WO-RD	Maple Parquet	\$6033	6390	6569	6747	6926	7104	7283	7461	7640	7818	7997	8175	8354
	OSOHA-WO-QSW	Reverse Diamond	\$6171	6528	6707	6885	7064	7242	7421	7599	7778	7956	8135	8313	8492
	OSOHA-FU	Quarter Sliced Walnut	\$5609	5966	6144	6323	6501	6680	6858	7037	7215	7394	7572	7751	7929

Contact Leland Customer Experience for yardage requirements on textiles with repeats.

COM YARDAGE REQUIREMENTS:

Seat: 4 yards Bolster (1 or 2): 2 yards Arms (1 or 2): 3/4 yard Onlay (1 or 2): 2 yards

COL SQUARE FEET REQUIREMENTS:

Seat: 128 sq. ft. Bolster (1 or 2): 54 sq. ft. Arms (1 or 2): 6 sq. ft. Onlay (1 or 2): 54 sq. ft.

TO SPECIFY: Please refer to pages 3–4 for complete specifying information. Specify all products by their product code.

OTTO BENCH AND OTTOMAN SPECIFICATION INFORMATION

MODEL

DESCRIPTION	CODE
Bench	0B
Ottoman	00

FREIGHT NOTE

Due to the size and nature of Otto Seating, the Freight Program does not apply to this product. Please contact Customer Experience for a quote.

UPHOLSTERY SELECTION

Please refer to Leland Textiles program which features textiles and leathers from the following partners:

Brentano
Camira
Carnegie
CF Stinson
Green Hides
Maharam
Unika Vaev

The complete grade list can be found at www.lelandinternational.com/ecatalog or you can specify COM/COL. Due to the design of this product, it is recommended that all non pre-approved fabric be tested for compatibility.

* Due to upholstery requirements, the Otto product line can only be upholstered railroaded. Please consider when specifying textiles with a pattern. Untested COM or COL textiles will not be accepted.

LEG FINISH

LELAND COLOURS I		LELAND COLOURS II	
DESCRIPTION	CODE	DESCRIPTION	CODE
Natural Walnut	08	Graphite	25
Natural Maple	11	Zinnia	71
Medium	13	Gourd	72
Neutral	15	Citrus	73
Medium Cherry	17	Concord	74
Classic Mahogany	21	Sky	75
Copper	22	Lagoon	76
Espresso	23	Canopy	77
White Wash	27	Aegean	78
Transparent Black	29	Sea Grass	79
Marigold	51	Sherbet	80
Pomegranate	53	Nocturne	81
Cobalt	55	Cactus	82
Moss	57	Scarlet	83
Cranberry	61	Terra	84
Peacock	62	<i>Custom Finish</i>	<i>01</i>
Strawberry	63		
Sunflower	64		
Lime	65		

SPECIFICATIONS REQUIRED TO CREATE THE PRODUCT CODE

OTTO BENCH AND OTTOMAN

- Model
- Upholstery Selection
- Leg Finish



MODEL

Otto Bench (OB)

UPHOLSTERY SELECTION

Enter grade, COM or COL.
Grade H (H)

LEG FINISH

Espresso (23)





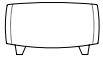
OTTO BENCH

	MODEL	LIST PRICE/GRADE	COM/COL	A	B	C	D	E	F	G	H	I	J	K	L
W 54 D 24 H 18	OB		\$1339	1532	1628	1724	1820	1916	2011	2107	2203	2299	2395	2491	2587

COM Yardage: 2 1/4 yards

Contact Leland Customer Service for yardage requirements on textiles with repeats.

COL Square Feet: 51 sq. ft.



OTTO OTTOMAN

	MODEL	LIST PRICE/GRADE	COM/COL	A	B	C	D	E	F	G	H	I	J	K	L
W 30 D 24 H 18	OO		\$1018	1108	1153	1197	1242	1287	1332	1377	1422	1467	1512	1557	1601

COM Yardage: 1 3/4 yards

Contact Leland Customer Experience for yardage requirements on textiles with repeats.

COL Square Feet: 30 sq. ft.

TO SPECIFY: Please refer to pages 13–14 for complete specifying information.
Specify all products by their product code.