



Otto Seating

2012 Price List

Pricing effective 08/01/12



2012 OTTO SEATING PRICE LIST

OTTO SEATING: TABLE OF CONTENTS OTS2
OTTO SEATING SPECIFICATION INFORMATION OTS3
OTTO SEATING SPECIFICATION EXAMPLE OTS4
OTTO LOUNGE CHAIR, LOW BACK, ARMLESS OTS5
OTTO LOUNGE CHAIR, LOW BACK, WITH ARMS OTS6
OTTO LOUNGE CHAIR, HIGH BACK, ARMLESS OTS7
OTTO LOUNGE CHAIR, HIGH BACK, WITH ARMS OTS8
OTTO SETTEE, LOW BACK, ARMLESS OTS9
OTTO SETTEE, LOW BACK, WITH ARMS OTS10
OTTO SETTEE, HIGH BACK, ARMLESS OTS11
OTTO SETTEE, HIGH BACK, WITH ARMS OTS12
OTTO SOFA, LOW BACK, ARMLESS OTS13
OTTO SOFA, LOW BACK, WITH ARMS OTS14
OTTO SOFA, HIGH BACK, ARMLESS OTS15
OTTO SOFA, HIGH BACK, WITH ARMS OTS16
OTTO BENCH AND OTTOMAN SPECIFICATION INFORMATION... OTS17
OTTO BENCH AND OTTOMAN SPECIFICATION EXAMPLE OTS18
OTTO BENCH AND OTTOMAN OTS19

MODEL

LOUNGE	CODE
Low Back, armless	OLL
Low Back, with arms	OLLA
High Back, armless	OLH
High Back, with arms	OLHA
SETTEE	
Low Back, armless	OSL
Low Back, with arms	OSLA
High Back, armless	OSH
High Back, with arms	OSHA
SOFA	
Low Back, armless	OSOL
Low Back, with arms	OSOLA
High Back, armless	OSOH
High Back, with arms	OSOHA

BACK OPTION

DESCRIPTION	CODE
Wood	W
Wood with Upholstered Onlay	WO
Fully Upholstered	FU

WOOD BACK TYPE

DESCRIPTION	CODE
Quarter Sliced Maple	QSM
Maple Parquet	MP
Reverse Diamond	RD
Quarter Sliced Walnut	QSW

BACK AND LEG FINISH

LELAND COLOURS I		LELAND COLOURS II	
DESCRIPTION	CODE	DESCRIPTION	CODE
Natural Walnut	08	Graphite	25
Natural Maple	11	Zinnia	71
Medium	13	Gourd	72
Neutral	15	Citrus	73
Medium Cherry	17	Concord	74
Classic Mahogany	21	Sky	75
Copper	22	Lagoon	76
Espresso	23	Canopy	77
White Wash	27	Aegean	78
Transparent Black	29	Sea Grass	79
Marigold	51	Sherbet	80
Pomegranate	53	Nocturne	81
Cobalt	55	Cactus	82
Moss	57	Scarlet	83
Cranberry	61	Terra	84
Peacock	62	<i>Custom Finish</i>	<i>01</i>
Strawberry	63		
Sunflower	64		
Lime	65		

UPHOLSTERY SELECTION

Please refer to Leland Textiles program which features textiles and leathers from the following partners:

- Brentano
- Camira
- Carnegie
- CF Stinson
- Green Hides
- Maharam
- Unika Vaev

The complete grade list can be found at www.lelandinternational.com/ecatalog or you can specify COM/COL. Due to the design of this product, it is recommended that all non pre-approved fabric be tested for compatibility.

* Due to upholstery requirements, the Otto product line can only be upholstered railroaded. Please consider when specifying textiles with a pattern. Untested COM or COL textiles will not be accepted.

GLIDES

Otto seating glides are plastic.

FREIGHT NOTE

Due to the size and nature of Otto Seating, the Freight Program does not apply to this product. Please contact Customer Experience for a quote.

SPECIFICATIONS REQUIRED TO CREATE THE PRODUCT CODE

OTTO LOUNGE CHAIR, SETTEE AND SOFA

- Model
- Back Option
- Wood Back Type (when applicable)
- Back Finish or Upholstery
- Seat Upholstery
- Bolster Upholstery
- Leg Finish
- Arm Upholstery (when applicable)
- Back Onlay (when applicable)



MODEL

Otto Lounge Chair, Low Back, with Arms (OLLA)

BACK OPTION

Wood with Upholstered Onlay (WO)

WOOD BACK TYPE

Maple Parquet (MP)

BACK FINISH OR UPHOLSTERY

Natural Maple (11)

SEAT UPHOLSTERY

Enter upholstery grade, COM or COL.
Grade E (E)

BOLSTER UPHOLSTERY

Enter upholstery grade, COM or COL.
Grade E (E)

LEG FINISH


Natural Maple (11)

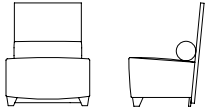
ARM UPHOLSTERY

Enter upholstery grade, COM or COL. Grade E (E)

BACK ONLAY

Enter upholstery grade, COM or COL. Grade E (E)





OTTO LOUNGE CHAIR

	MODEL	LIST PRICE/GRADE	COM/COL	A	B	C	D	E	F	G	H	I	J	K	L
low back, armless	OLL-W-QSM	Quarter Sliced Maple	\$2436	2575	2644	2713	2782	2851	2920	2989	3058	3127	3196	3265	3334
W 30 D 27 H 37 SH 18	OLL-W-MP	Maple Parquet	\$2688	2827	2896	2965	3034	3103	3172	3241	3310	3379	3448	3517	3586
	OLL-W-RD	Reverse Diamond	\$2966	3105	3174	3243	3312	3381	3450	3519	3588	3657	3726	3795	3864
	OLL-W-QSW	Quarter Sliced Walnut	\$2436	2575	2644	2713	2782	2851	2920	2989	3058	3127	3196	3265	3334
	OLL-FU	Fully Upholstered	\$2048	2300	2426	2552	2678	2804	2930	3056	3182	3308	3434	3560	3686

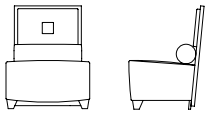
Contact Leland Customer Experience for yardage requirements on textiles with repeats.

COM YARDAGE REQUIREMENTS:

Seat: 1 1/4 yards Bolster: 3/4 yard Fully Upholstered Back: 3 yards

COL SQUARE FEET REQUIREMENTS:

Seat: 35 sq. ft. Bolster: 6 sq. ft. Fully Upholstered Back: 35 sq. ft.



OTTO LOUNGE CHAIR, UPHOLSTERED ONLY

	MODEL	LIST PRICE/GRADE	COM/COL	A	B	C	D	E	F	G	H	I	J	K	L
low back, armless	OLL-WO-QSM	Quarter Sliced Maple	\$2594	2758	2839	2920	3001	3082	3163	3244	3325	3406	3487	3568	3649
W 30 D 27 H 37 SH 18	OLL-WO-MP	Maple Parquet	\$2846	3010	3091	3172	3253	3334	3415	3496	3577	3658	3739	3820	3901
	OLL-WO-RD	Reverse Diamond	\$3124	3288	3369	3450	3531	3612	3693	3774	3855	3936	4017	4098	4179
	OLL-WO-QSW	Quarter Sliced Walnut	\$2594	2758	2839	2920	3001	3082	3163	3244	3325	3406	3487	3568	3649

Contact Leland Customer Experience for yardage requirements on textiles with repeats.

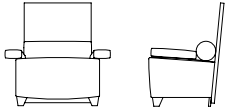
COM YARDAGE REQUIREMENTS:

Seat: 1 1/4 yards Bolster: 3/4 yard Onlay: 1 yard

COL SQUARE FEET REQUIREMENTS:

Seat: 35 sq. ft. Bolster: 6 sq. ft. Onlay: 20 sq. ft.

TO SPECIFY: Please refer to pages 3–4 for complete specifying information. Specify all products by their product code.



OTTO LOUNGE CHAIR

	MODEL	LIST PRICE/GRADE	COM/COL	A	B	C	D	E	F	G	H	I	J	K	L
low back, with arms	OLLA-W-QSM	Quarter Sliced Maple	\$2829	3005	3093	3182	3181	3269	3357	3445	3533	3621	3709	3797	3885
W 30 D 27 H 37 SH 18 AH 20.5	OLLA-W-MP	Maple Parquet	\$3085	3261	3349	3437	3525	3613	3701	3789	3877	3965	4053	4141	4229
	OLLA-W-RD	Reverse Diamond	\$3368	3545	3633	3721	3809	3897	3985	4073	4161	4249	4337	4425	4513
	OLLA-W-QSW	Quarter Sliced Walnut	\$2829	3005	3093	3181	3269	3357	3445	3533	3621	3709	3797	3885	3973
	OLLA-FU	Fully Upholstered	\$2468	2757	2902	3047	3192	3337	3482	3627	3772	3917	4062	4207	4352

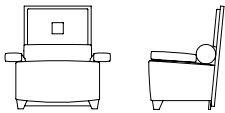
Contact Leland Customer Experience for yardage requirements on textiles with repeats.

COM YARDAGE REQUIREMENTS:

Seat: 1 1/4 yards Bolster: 3/4 yard Arms (1 or 2): 3/4 yard Fully Upholstered Back: 3 yards

COL SQUARE FEET REQUIREMENTS:

Seat: 35 sq. ft. Bolster: 6 sq. ft. Arms (1 or 2): 6 sq. ft. Fully Upholstered Back: 35 sq. ft.



OTTO LOUNGE CHAIR, UPHOLSTERED ONLY

	MODEL	LIST PRICE/GRADE	COM/COL	A	B	C	D	E	F	G	H	I	J	K	L
low back, with arms	OLLA-WO-QSM	Quarter Sliced Maple	\$2987	3188	3288	3389	3400	3500	3600	3700	3800	3900	4000	4100	4200
W 30 D 27 H 37 SH 18 AH 20.5	OLLA-WO-MP	Maple Parquet	\$3243	3444	3544	3644	3744	3844	3944	4044	4144	4244	4344	4444	4544
	OLLA-WO-RD	Reverse Diamond	\$3526	3728	3828	3928	4028	4128	4228	4328	4428	4528	4628	4728	4828
	OLLA-WO-QSW	Quarter Sliced Walnut	\$2987	3188	3288	3388	3488	3588	3688	3788	3888	3988	4088	4188	4288

Contact Leland Customer Experience for yardage requirements on textiles with repeats.

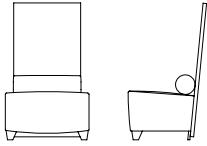
COM YARDAGE REQUIREMENTS:

Seat: 1 1/4 yards Bolster: 3/4 yard Arms (1 or 2): 3/4 yard Onlay: 1 yard

COL SQUARE FEET REQUIREMENTS:

Seat: 35 sq. ft. Bolster: 6 sq. ft. Arms (1 or 2): 6 sq. ft. Onlay: 20 sq. ft.

TO SPECIFY: Please refer to pages 3–4 for complete specifying information. Specify all products by their product code.



OTTO LOUNGE CHAIR

	MODEL	LIST PRICE/GRADE	COM/COL	A	B	C	D	E	F	G	H	I	J	K	L
high back, armless	OLH-W-QSM	Quarter Sliced Maple	\$2585	2724	2793	2862	2931	3000	3069	3138	3207	3276	3345	3414	3483
W 30 D 28 H 48.5 SH 18	OLH-W-MP	Maple Parquet	\$2985	3124	3193	3262	3331	3400	3469	3538	3607	3676	3745	3814	3883
	OLH-W-RD	Reverse Diamond	\$3121	3259	3328	3397	3466	3535	3604	3673	3742	3811	3880	3949	4018
	OLH-W-QSW	Quarter Sliced Walnut	\$2585	2724	2793	2862	2931	3000	3069	3138	3207	3276	3345	3414	3483
	OLH-FU	Fully Upholstered	\$2153	2442	2587	2732	2877	3022	3167	3312	3457	3602	3747	3892	4037

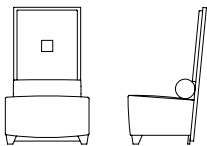
Contact Leland Customer Experience for yardage requirements on textiles with repeats.

COM YARDAGE REQUIREMENTS:

Seat: 1 1/4 yards Bolster: 3/4 yard Fully Upholsted Back: 3 yards

COL SQUARE FEET REQUIREMENTS:

Seat: 35 sq. ft. Bolster: 6 sq. ft. Fully Upholsted Back: 35 sq. ft.



OTTO LOUNGE CHAIR, UPHOLSTERED ONLY

	MODEL	LIST PRICE/GRADE	COM/COL	A	B	C	D	E	F	G	H	I	J	K	L
high back, armless	OLH-WO-QSM	Quarter Sliced Maple	\$2795	2984	3079	3174	3269	3364	3459	3554	3649	3744	3839	3934	4029
W 30 D 28 H 48.5 SH 18	OLH-WO-MP	Maple Parquet	\$3195	3384	3479	3574	3669	3764	3859	3954	4049	4144	4239	4334	4429
	OLH-WO-RD	Reverse Diamond	\$3331	3519	3614	3709	3804	3899	3994	4089	4184	4279	4374	4469	4564
	OLH-WO-QSW	Quarter Sliced Walnut	\$2795	2984	3079	3174	3269	3364	3459	3554	3649	3744	3839	3934	4029

Contact Leland Customer Experience for yardage requirements on textiles with repeats.

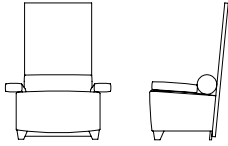
COM YARDAGE REQUIREMENTS:

Seat: 1 1/4 yards Bolster: 3/4 yard Onlay: 1 yard

COL SQUARE FEET REQUIREMENTS:

Seat: 35 sq. ft. Bolster: 6 sq. ft. Onlay: 20 sq. ft.

TO SPECIFY: Please refer to pages 3–4 for complete specifying information. Specify all products by their product code.



OTTO LOUNGE CHAIR

	MODEL	LIST PRICE/GRADE	COM/COL	A	B	C	D	E	F	G	H	I	J	K	L
high back, with arms	OLHA-W-QSM	Quarter Sliced Maple	\$2982	3158	3246	3176	3260	3344	3428	3512	3596	3680	3764	3848	3932
W 30 D 28 H 48.5 SH 18 AH 20.5	OLHA-W-MP	Maple Parquet	\$3390	3567	3655	3743	3831	3919	4007	4095	4183	4271	4359	4447	4535
	OLHA-W-RD	Reverse Diamond	\$3528	3704	3792	3880	3968	4056	4144	4232	4320	4408	4496	4584	4672
	OLHA-W-QSW	Quarter Sliced Walnut	\$2982	3158	3246	3176	3260	3344	3428	3512	3596	3680	3764	3848	3932
	OLHA-FU	Fully Upholstered	\$2573	2900	3064	3228	3392	3556	3720	3884	4048	4212	4376	4540	4704

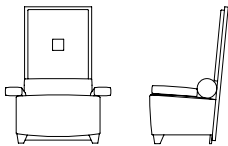
Contact Leland Customer Experience for yardage requirements on textiles with repeats.

COM YARDAGE REQUIREMENTS:

Seat: 1 1/4 yards Bolster: 3/4 yard Arms (1 or 2): 3/4 yard Fully Upholsted Back: 3 yards

COL SQUARE FEET REQUIREMENTS:

Seat: 35 sq. ft. Bolster: 6 sq. ft. Arms (1 or 2): 6 sq. ft. Fully Upholsted Back: 35 sq. ft.



OTTO LOUNGE CHAIR, UPHOLSTERED ONLY

	MODEL	LIST PRICE/GRADE	COM/COL	A	B	C	D	E	F	G	H	I	J	K	L
high back, with arms	OLHA-WO-QSM	Quarter Sliced Maple	\$3192	3418	3532	3488	3598	3708	3818	3928	4038	4148	4258	4368	4478
W 30 D 28 H 48.5 SH 18 AH 20.5	OLHA-WO-MP	Maple Parquet	\$3600	3827	3941	4055	4169	4283	4397	4511	4625	4739	4853	4967	5081
	OLHA-WO-RD	Reverse Diamond	\$3738	3964	4078	4192	4306	4420	4534	4648	4762	4876	4990	5104	5218
	OLHA-WO-QSW	Quarter Sliced Walnut	\$3192	3418	3532	3488	3598	3708	3818	3928	4038	4148	4258	4368	4478

Contact Leland Customer Experience for yardage requirements on textiles with repeats.

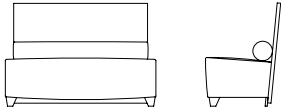
COM YARDAGE REQUIREMENTS:

Seat: 1 1/4 yards Bolster: 3/4 yard Arms (1 or 2): 3/4 yard Onlay: 1 yard

COL SQUARE FEET REQUIREMENTS:

Seat: 35 sq. ft. Bolster: 6 sq. ft. Arms (1 or 2): 6 sq. ft. Onlay: 20 sq. ft.

TO SPECIFY: Please refer to pages 3–4 for complete specifying information. Specify all products by their product code.



OTTO SETTEE

	MODEL	LIST PRICE/GRADE	COM/COL	A	B	C	D	E	F	G	H	I	J	K	L
low back, armless W 54 D 27 H 37 SH 18	OSL-W-QSM	Quarter Sliced Maple	\$3639	3841	3942	4043	4144	4245	4346	4447	4548	4649	4750	4851	4952
	OSL-W-MP	Maple Parquet	\$4039	4241	4342	4443	4544	4645	4746	4847	4948	5049	5150	5251	5352
	OSL-W-RD	Reverse Diamond	\$4175	4376	4477	4578	4679	4780	4881	4982	5083	5184	5285	5386	5487
	OSL-W-QSW	Quarter Sliced Walnut	\$3639	3841	3942	4043	4144	4245	4346	4447	4548	4649	4750	4851	4952
	OSL-FU	Fully Upholstered	\$2720	3098	3287	3476	3665	3854	4043	4232	4421	4610	4799	4988	5177

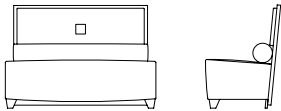
Contact Leland Customer Experience for yardage requirements on textiles with repeats.

COM YARDAGE REQUIREMENTS:

Seat: 2 1/2 yards Bolster: 3/4 yard Fully Upholstered Back: 3 yards

COL SQUARE FEET REQUIREMENTS:

Seat: 70 sq. ft. Bolster: 12 sq. ft. Fully Upholstered Back: 64 sq. ft.



**OTTO SETTEE,
UPHOLSTERED ONLAY**

	MODEL	LIST PRICE/GRADE	COM/COL	A	B	C	D	E	F	G	H	I	J	K	L
low back, armless W 54 D 27 H 37 SH 18	OSL-WO-QSM	Quarter Sliced Maple	\$3875	4102	4216	4330	4444	4558	4672	4786	4900	5014	5128	5242	5356
	OSL-WO-MP	Maple Parquet	\$4275	4502	4616	4730	4844	4958	5072	5186	5300	5414	5528	5642	5756
	OSL-WO-RD	Reverse Diamond	\$4411	4637	4751	4865	4979	5093	5207	5321	5435	5549	5663	5777	5891
	OSL-WO-QSW	Quarter Sliced Walnut	\$3875	4102	4216	4330	4444	4558	4672	4786	4900	5014	5128	5242	5356

Contact Leland Customer Experience for yardage requirements on textiles with repeats.

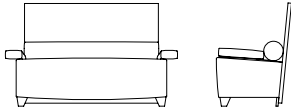
COM YARDAGE REQUIREMENTS:

Seat: 2 1/2 yards Bolster: 3/4 yard Onlay: 1 yard

COL SQUARE FEET REQUIREMENTS:

Seat: 70 sq. ft. Bolster: 12 sq. ft. Onlay: 40 sq. ft.

TO SPECIFY: Please refer to pages 3–4 for complete specifying information. Specify all products by their product code.



OTTO SETTEE

	MODEL	LIST PRICE/GRADE	COM/COL	A	B	C	D	E	F	G	H	I	J	K	L
low back, with arms	OSLA-W-QSM	Quarter Sliced Maple	\$4057	4297	4417	4537	4657	4777	4897	5017	5137	5257	5377	5497	5617
W 61 D 27 H 37 SH 18 AH 20.5	OSLA-W-MP	Maple Parquet	\$4466	4705	4825	4945	5065	5185	5305	5425	5545	5665	5785	5905	6025
	OSLA-W-RD	Reverse Diamond	\$4603	4843	4945	5065	5185	5305	5425	5545	5665	5785	5905	6025	6145
	OSLA-W-QSW	Quarter Sliced Walnut	\$4057	4297	4417	4537	4657	4777	4897	5017	5137	5257	5377	5497	5617
	OSLA-FU	Fully Upholstered	\$3102	3518	3725	3932	4139	4346	4553	4760	4967	5174	5381	5588	5795

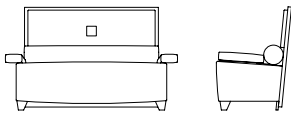
Contact Leland Customer Experience for yardage requirements on textiles with repeats.

COM YARDAGE REQUIREMENTS:

Seat: 2 1/2 yards Bolster: 3/4 yard Arms (1 or 2): 3/4 yard Fully Upholstered Back: 3 yards

COL SQUARE FEET REQUIREMENTS:

Seat: 70 sq. ft. Bolster: 12 sq. ft. Arms (1 or 2): 6 sq. ft. Fully Upholstered Back: 64 sq. ft.



**OTTO SETTEE,
UPHOLSTERED ONLAY**

	MODEL	LIST PRICE/GRADE	COM/COL	A	B	C	D	E	F	G	H	I	J	K	L
low back, with arms	OSLA-WO-QSM	Quarter Sliced Maple	\$4293	4558	4691	4824	4957	5090	5223	5356	5489	5622	5755	5888	6021
W 61 D 27 H 37 SH 18 AH 20.5	OSLA-WO-MP	Maple Parquet	\$4702	4966	5099	5232	5365	5498	5631	5764	5897	6030	6163	6296	6429
	OSLA-WO-RD	Reverse Diamond	\$4839	5104	5219	5352	5485	5618	5751	5884	6017	6150	6283	6416	6549
	OSLA-WO-QSW	Quarter Sliced Walnut	\$4293	4558	4691	4824	4957	5090	5223	5356	5489	5622	5755	5888	6021

Contact Leland Customer Experience for yardage requirements on textiles with repeats.

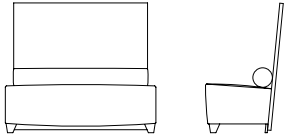
COM YARDAGE REQUIREMENTS:

Seat: 2 1/2 yards Bolster: 3/4 yard Arms (1 or 2): 3/4 yard Onlay: 1 yard

COL SQUARE FEET REQUIREMENTS:

Seat: 70 sq. ft. Bolster: 12 sq. ft. Arms (1 or 2): 6 sq. ft. Onlay: 40 sq. ft.

TO SPECIFY: Please refer to pages 3–4 for complete specifying information. Specify all products by their product code.



OTTO SETTEE

	MODEL	LIST PRICE/GRADE	COM/COL	A	B	C	D	E	F	G	H	I	J	K	L
high back, armless	OSH-W-QSM	Quarter Sliced Maple	\$3931	4133	4234	4335	4436	4537	4638	4739	4840	4941	5042	5143	5244
W 54 D 28 H 48.5 SH 18	OSH-W-MP	Maple Parquet	\$4358	4559	4660	4761	4862	4963	5064	5165	5266	5367	5468	5569	5670
	OSH-W-RD	Reverse Diamond	\$4472	4674	4774	4876	4977	5078	5179	5280	5381	5482	5583	5684	5785
	OSH-W-QSW	Quarter Sliced Walnut	\$3931	4133	4234	4335	4436	4537	4638	4739	4840	4941	5042	5143	5244
	OSH-FU	Fully Upholstered	\$2825	3253	3467	3681	3895	4109	4323	4537	4751	4965	5179	5393	5607

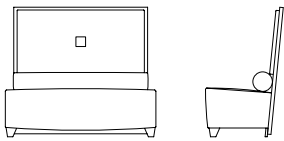
Contact Leland Customer Experience for yardage requirements on textiles with repeats.

COM YARDAGE REQUIREMENTS:

Seat: 2 1/2 yards Bolster: 3/4 yard Fully Upholstered Back: 3 yards

COL SQUARE FEET REQUIREMENTS:

Seat: 70 sq. ft. Bolster: 12 sq. ft. Fully Upholstered Back: 64 sq. ft.



OTTO SETTEE, UPHOLSTERED ONLAY

	MODEL	LIST PRICE/GRADE	COM/COL	A	B	C	D	E	F	G	H	I	J	K	L
high back, armless	OSH-WO-QSM	Quarter Sliced Maple	\$4220	4472	4598	4724	4850	4976	5102	5228	5354	5480	5606	5732	5858
W 54 D 28 H 48.5 SH 18	OSH-WO-MP	Maple Parquet	\$4647	4898	5024	5150	5276	5402	5528	5654	5780	5906	6032	6158	6284
	OSH-WO-RD	Reverse Diamond	\$4761	5013	5138	5265	5391	5517	5643	5769	5895	6021	6147	6273	6399
	OSH-WO-QSW	Quarter Sliced Walnut	\$4220	4472	4598	4724	4850	4976	5102	5228	5354	5480	5606	5732	5858

Contact Leland Customer Experience for yardage requirements on textiles with repeats.

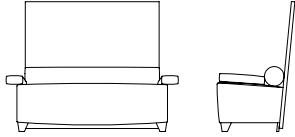
COM YARDAGE REQUIREMENTS:

Seat: 2 1/2 yards Bolster: 3/4 yard Onlay: 1 yard

COL SQUARE FEET REQUIREMENTS:

Seat: 70 sq. ft. Bolster: 12 sq. ft. Onlay: 40 sq. ft.

TO SPECIFY: Please refer to pages 3–4 for complete specifying information. Specify all products by their product code.



OTTO SETTEE

	MODEL	LIST PRICE/GRADE	COM/COL	A	B	C	D	E	F	G	H	I	J	K	L
high back, with arms	OSHA-W-QSM	Quarter Sliced Maple	\$4358	4597	4717	4837	4957	5077	5197	5317	5437	5557	5677	5797	5917
W 54 D 28 H 48.5 SH 18 AH 20.5	OSHA-W-MP	Maple Parquet	\$4791	5031	5151	5271	5391	5511	5631	5751	5871	5991	6111	6231	6351
	OSHA-W-RD	Reverse Diamond	\$4909	5148	5268	5388	5508	5628	5748	5868	5988	6108	6228	6348	6468
	OSHA-W-QSW	Quarter Sliced Walnut	\$4358	4597	4717	4837	4957	5077	5197	5317	5437	5557	5677	5797	5917
	OSHA-FU	Fully Upholstered	\$3245	3711	3944	4177	4410	4643	4876	5109	5342	5575	5808	6041	6274

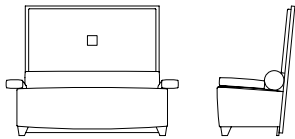
Contact Leland Customer Experience for yardage requirements on textiles with repeats.

COM YARDAGE REQUIREMENTS:

Seat: 2 1/2 yards Bolster: 3/4 yard Arms (1 or 2): 3/4 yard Fully Upholstered Back: 3 yards

COL SQUARE FEET REQUIREMENTS:

Seat: 70 sq. ft. Bolster: 12 sq. ft. Arms (1 or 2): 6 sq. ft. Fully Upholstered Back: 64 sq. ft.



**OTTO SETTEE
UPHOLSTERED ONLAY**

	MODEL	LIST PRICE/GRADE	COM/COL	A	B	C	D	E	F	G	H	I	J	K	L
high back, with arms	OSHA-WO-QSM	Quarter Sliced Maple	\$4647	4936	5081	5226	5371	5516	5661	5806	5951	6096	6241	6386	6531
W 61 D 28 H 48.5 SH 18 AH 20.5	OSHA-WO-RD	Maple Parquet	\$5080	5370	5515	5660	5805	5950	6095	6240	6385	6530	6675	6820	6965
	OSHA-WO-QSW	Reverse Diamond	\$5198	5487	5632	5777	5922	6067	6212	6357	6502	6647	6792	6937	7082
	OSHA-FU	Quarter Sliced Walnut	\$4647	4936	5081	5226	5371	5516	5661	5806	5951	6096	6241	6386	6531

Contact Leland Customer Experience for yardage requirements on textiles with repeats.

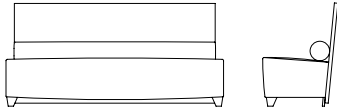
COM YARDAGE REQUIREMENTS:

Seat: 2 1/2 yards Bolster: 3/4 yard Arms (1 or 2): 3/4 yard Onlay: 1 yard

COL SQUARE FEET REQUIREMENTS:

Seat: 70 sq. ft. Bolster: 12 sq. ft. Arms (1 or 2): 6 sq. ft. Onlay: 40 sq. ft.

TO SPECIFY: Please refer to pages 3–4 for complete specifying information. Specify all products by their product code.



OTTO SOFA

	MODEL	LIST PRICE/GRADE	COM/COL	A	B	C	D	E	F	G	H	I	J	K	L
low back, armless	OSOL-W-QSM	Quarter Sliced Maple	\$4451	4801	4976	5151	5326	5501	5676	5851	6026	6201	6376	6551	6726
W 78 D 27 H 37 SH 18	OSOL-W-MP	Maple Parquet	\$4851	5201	5376	5551	5726	5901	6076	6251	6426	6601	6776	6951	7126
	OSOL-W-RD	Reverse Diamond	\$4987	5337	5512	5687	5862	6037	6212	6387	6562	6737	6912	7087	7262
	OSOL-W-QSW	Quarter Sliced Walnut	\$4451	4801	4976	5151	5326	5501	5676	5851	6026	6201	6376	6551	6726
	OSOL-FU	Fully Upholstered	\$3532	3882	4057	4232	4407	4582	4757	4932	5107	5282	5457	5632	5807

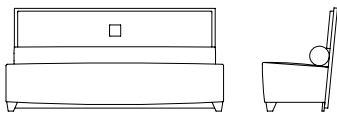
Contact Leland Customer Experience for yardage requirements on textiles with repeats.

COM YARDAGE REQUIREMENTS:

Seat: 4 yards Bolster (1 or 2): 2 yards Fully Upholstered Back: 4 yards

COL SQUARE FEET REQUIREMENTS:

Seat: 128 sq. ft. Bolster (1 or 2): 54 sq. ft. Fully Upholstered Back: 128 sq. ft.



**OTTO SOFA,
UPHOLSTERED ONLY**

	MODEL	LIST PRICE/GRADE	COM/COL	A	B	C	D	E	F	G	H	I	J	K	L
low back, armless	OSOL-WO-QSM	Quarter Sliced Maple	\$4754	5104	5279	5454	5629	5804	5979	6154	6329	6504	6679	6854	7029
W 78 D 27 H 37 SH 18	OSOL-WO-MP	Maple Parquet	\$5154	5504	5679	5854	6029	6204	6379	6554	6729	6904	7079	7254	7429
	OSOL-WO-RD	Reverse Diamond	\$5290	5640	5815	5990	6165	6340	6515	6690	6865	7040	7215	7390	7565
	OSOL-WO-QSW	Quarter Sliced Walnut	\$4754	5104	5279	5454	5629	5804	5979	6154	6329	6504	6679	6854	7029

Contact Leland Customer Experience for yardage requirements on textiles with repeats.

COM YARDAGE REQUIREMENTS:

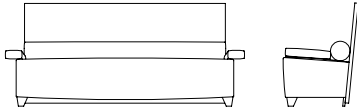
Seat: 4 yards Bolster (1 or 2): 2 yards Onlay (1 or 2): 2 yards

COL SQUARE FEET REQUIREMENTS:

Seat: 128 sq. ft. Bolster (1 or 2): 54 sq. ft. Onlay (1 or 2): 54 sq. ft.

TO SPECIFY: Please refer to pages 3–4 for complete specifying information. Specify all products by their product code.

OTTO SOFA, LOW BACK, WITH ARMS Design: Bruce Sienkowski



OTTO SOFA

	MODEL	LIST PRICE/GRADE	COM/COL	A	B	C	D	E	F	G	H	I	J	K	L
low back, with arms	OSOLA-W-QSM	Quarter Sliced Maple	\$4869	5219	5394	5569	5744	5919	6094	6269	6444	6619	6794	6969	7144
W 85 D 27 H 37 SH 18 AH 20.5	OSOLA-W-MP	Maple Parquet	\$5278	5628	5803	5978	6153	6328	6503	6678	6853	7028	7203	7378	7553
	OSOLA-W-RD	Reverse Diamond	\$5415	5765	5940	6115	6290	6465	6640	6815	6990	7165	7340	7515	7690
	OSOLA-W-QSW	Quarter Sliced Walnut	\$4689	5039	5214	5389	5564	5739	5914	6089	6264	6439	6614	6789	6964
	OSOLA-FU	Fully Upholstered	\$3914	4264	4439	4614	4789	4964	5139	5314	5489	5664	5839	6014	6189

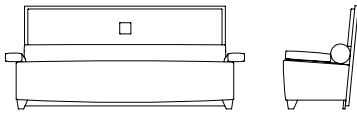
Contact Leland Customer Experience for yardage requirements on textiles with repeats.

COM YARDAGE REQUIREMENTS:

Seat: 4 yards Bolster (1 or 2): 2 yards Arms (1 or 2): 3/4 yard Fully Upholstered Back: 4 yards

COL SQUARE FEET REQUIREMENTS:

Seat: 128 sq. ft. Bolster (1 or 2): 54 sq. ft. Arms (1 or 2): 6 sq. ft. Fully Upholstered Back: 128 sq. ft.



**OTTO SOFA,
UPHOLSTERED ONLY**

	MODEL	LIST PRICE/GRADE	COM/COL	A	B	C	D	E	F	G	H	I	J	K	L
low back, with arms	OSOLA-WO-QSM	Quarter Sliced Maple	\$5172	5522	5697	5872	6047	6222	6397	6572	6747	6922	7097	7272	7447
W 85 D 27 H 37 SH 18 AH 20.5	OSOLA-WO-MP	Maple Parquet	\$5581	5931	6106	6281	6456	6631	6806	6981	7156	7331	7506	7681	7856
	OSOLA-WO-RD	Reverse Diamond	\$5718	6068	6243	6418	6593	6768	6943	7118	7293	7468	7643	7818	7993
	OSOLA-WO-QSW	Quarter Sliced Walnut	\$5172	5522	5697	5872	6047	6222	6397	6572	6747	6922	7097	7272	7447

Contact Leland Customer Experience for yardage requirements on textiles with repeats.

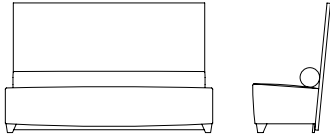
COM YARDAGE REQUIREMENTS:

Seat: 4 yards Bolster (1 or 2): 2 yards Arms (1 or 2): 3/4 yard Onlay (1 or 2): 2 yards

COL SQUARE FEET REQUIREMENTS:

Seat: 128 sq. ft. Bolster (1 or 2): 54 sq. ft. Arms (1 or 2): 6 sq. ft. Onlay (1 or 2): 54 sq. ft.

TO SPECIFY: Please refer to pages 3–4 for complete specifying information. Specify all products by their product code.



OTTO SOFA

	MODEL	LIST PRICE/GRADE	COM/COL	A	B	C	D	E	F	G	H	I	J	K	L
high back, armless	OSOH-W-QSM	Quarter Sliced Maple	\$4743	5093	5268	5443	5618	5793	5968	6143	6318	6493	6668	6843	7018
W 78 D 28 H 48.5 SH 18	OSOH-W-MP	Maple Parquet	\$5170	5520	5695	5870	6045	6220	6395	6570	6745	6920	7095	7270	7445
	OSOH-W-RD	Reverse Diamond	\$5284	5634	5809	5984	6159	6334	6509	6684	6859	7034	7209	7384	7559
	OSOH-W-QSW	Quarter Sliced Walnut	\$4743	5093	5268	5443	5618	5793	5968	6143	6318	6493	6668	6843	7018
	OSOH-FU	Fully Upholstered	\$3637	3987	4162	4337	4512	4687	4862	5037	5212	5387	5562	5737	5912

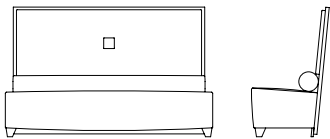
Contact Leland Customer Experience for yardage requirements on textiles with repeats.

COM YARDAGE REQUIREMENTS:

Seat: 4 yards Bolster (1 or 2): 2 yards Fully Upholstered Back: 4 yards

COL SQUARE FEET REQUIREMENTS:

Seat: 128 sq. ft. Bolster (1 or 2): 54 sq. ft. Fully Upholstered Back: 128 sq. ft.



OTTO SOFA, UPHOLSTERED ONLAY

	MODEL	LIST PRICE/GRADE	COM/COL	A	B	C	D	E	F	G	H	I	J	K	L
high back, armless	OSOH-WO-QSM	Quarter Sliced Maple	\$5072	5422	5597	5772	5947	6122	6297	6472	6647	6822	6997	7172	7347
W 78 D 28 H 48.5 SH 18	OSOH-WO-MP	Maple Parquet	\$5499	5849	6024	6199	6374	6549	6724	6899	7074	7249	7424	7599	7774
	OSOH-WO-RD	Reverse Diamond	\$5613	5963	6138	6313	6488	6663	6838	7013	7188	7363	7538	7713	7888
	OSOH-WO-QSW	Quarter Sliced Walnut	\$5072	5422	5597	5772	5947	6122	6297	6472	6647	6822	6997	7172	7347

Contact Leland Customer Experience for yardage requirements on textiles with repeats.

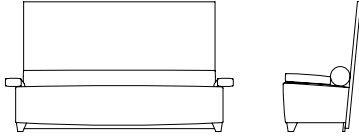
COM YARDAGE REQUIREMENTS:

Seat: 4 yards Bolster (1 or 2): 2 yards Onlay (1 or 2): 2 yards

COL SQUARE FEET REQUIREMENTS:

Seat: 128 sq. ft. Bolster (1 or 2): 54 sq. ft. Onlay (1 or 2): 54 sq. ft.

TO SPECIFY: Please refer to pages 3–4 for complete specifying information. Specify all products by their product code.



OTTO SOFA

	MODEL	LIST PRICE/GRADE	COM/COL	A	B	C	D	E	F	G	H	I	J	K	L
high back, with arms	OSOHA-W-QSM	Quarter Sliced Maple	\$5170	5520	5695	5870	6045	6220	6395	6570	6745	6920	7095	7270	7445
W 85 D 28 H 48.5 SH 18 AH 20.5	OSOHA-W-MP	Maple Parquet	\$5603	5953	6128	6303	6478	6653	6828	7003	7178	7353	7528	7703	7878
	OSOHA-W-RD	Reverse Diamond	\$5721	6071	6246	6421	6596	6771	6946	7121	7296	7471	7646	7821	7996
	OSOHA-W-QSW	Quarter Sliced Walnut	\$5170	5520	5695	5870	6045	6220	6395	6570	6745	6920	7095	7270	7445
	OSOHA-FU	Fully Upholstered	\$4057	4407	4582	4757	4932	5107	5282	5457	5632	5807	5982	6157	6332

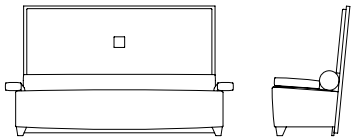
Contact Leland Customer Experience for yardage requirements on textiles with repeats.

COM YARDAGE REQUIREMENTS:

Seat: 4 yards Bolster (1 or 2): 2 yards Arms (1 or 2): 3/4 yard Fully Upholstered Back: 4 yards

COL SQUARE FEET REQUIREMENTS:

Seat: 128 sq. ft. Bolster (1 or 2): 54 sq. ft. Arms (1 or 2): 6 sq. ft. Fully Upholstered Back: 128 sq. ft.



OTTO SOFA UPHOLSTERED ONLY

	MODEL	LIST PRICE/GRADE	COM/COL	A	B	C	D	E	F	G	H	I	J	K	L
high back, with arms	OSOHA-WO-QSM	Quarter Sliced Maple	\$5499	5849	6024	6199	6374	6549	6724	6899	7074	7249	7424	7599	7774
W 85 D 28 H 48.5 SH 18 AH 20.5	OSOHA-WO-RD	Maple Parquet	\$5915	6265	6440	6615	6790	6965	7140	7315	7490	7665	7840	8015	8190
	OSOHA-WO-QSW	Reverse Diamond	\$6050	6400	6575	6750	6925	7100	7275	7450	7625	7800	7975	8150	8325
	OSOHA-FU	Quarter Sliced Walnut	\$5499	5849	6024	6199	6374	6549	6724	6899	7074	7249	7424	7599	7774

Contact Leland Customer Experience for yardage requirements on textiles with repeats.

COM YARDAGE REQUIREMENTS:

Seat: 4 yards Bolster (1 or 2): 2 yards Arms (1 or 2): 3/4 yard Onlay (1 or 2): 2 yards

COL SQUARE FEET REQUIREMENTS:

Seat: 128 sq. ft. Bolster (1 or 2): 54 sq. ft. Arms (1 or 2): 6 sq. ft. Onlay (1 or 2): 54 sq. ft.

TO SPECIFY: Please refer to pages 3–4 for complete specifying information. Specify all products by their product code.

OTTO BENCH AND OTTOMAN SPECIFICATION INFORMATION

MODEL

DESCRIPTION	CODE
Bench	0B
Ottoman	00

FREIGHT NOTE

Due to the size and nature of Otto Seating, the Freight Program does not apply to this product. Please contact Customer Experience for a quote.

UPHOLSTERY SELECTION

Please refer to Leland Textiles program which features textiles and leathers from the following partners:

Brentano
Camira
Carnegie
CF Stinson
Green Hides
Maharam
Unika Vaev

The complete grade list can be found at www.lelandinternational.com/ecatalog or you can specify COM/COL. Due to the design of this product, it is recommended that all non pre-approved fabric be tested for compatibility.

* Due to upholstery requirements, the Otto product line can only be upholstered railroaded. Please consider when specifying textiles with a pattern. Untested COM or COL textiles will not be accepted.

LEG FINISH

LELAND COLOURS I		LELAND COLOURS II	
DESCRIPTION	CODE	DESCRIPTION	CODE
Natural Walnut	08	Graphite	25
Natural Maple	11	Zinnia	71
Medium	13	Gourd	72
Neutral	15	Citrus	73
Medium Cherry	17	Concord	74
Classic Mahogany	21	Sky	75
Copper	22	Lagoon	76
Espresso	23	Canopy	77
White Wash	27	Aegean	78
Transparent Black	29	Sea Grass	79
Marigold	51	Sherbet	80
Pomegranate	53	Nocturne	81
Cobalt	55	Cactus	82
Moss	57	Scarlet	83
Cranberry	61	Terra	84
Peacock	62	<i>Custom Finish</i>	<i>01</i>
Strawberry	63		
Sunflower	64		
Lime	65		

SPECIFICATIONS REQUIRED TO CREATE THE PRODUCT CODE

OTTO BENCH AND OTTOMAN

- Model
- Upholstery Selection
- Leg Finish



MODEL

Otto Bench (OB)

UPHOLSTERY SELECTION

Enter grade, COM or COL.
Grade H (H)

LEG FINISH

Espresso (23)





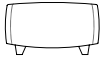
OTTO BENCH

	MODEL	LIST PRICE/GRADE	COM/COL	A	B	C	D	E	F	G	H	I	J	K	L	
W 54	D 24	H 18	OB	\$1313	1502	1596	1690	1784	1878	1972	2066	2160	2254	2348	2442	2536

COM Yardage: 2 1/4 yards

Contact Leland Customer Service for yardage requirements on textiles with repeats.

COL Square Feet: 51 sq. ft.



OTTO OTTOMAN

	MODEL	LIST PRICE/GRADE	COM/COL	A	B	C	D	E	F	G	H	I	J	K	L	
W 30	D 24	H 18	OO	\$998	1086	1130	1174	1218	1262	1306	1350	1394	1438	1482	1526	1570

COM Yardage: 1 3/4 yards

Contact Leland Customer Experience for yardage requirements on textiles with repeats.

COL Square Feet: 30 sq. ft.

TO SPECIFY: Please refer to pages 13–14 for complete specifying information. Specify all products by their product code.