

January 2012

TAVOLA
PLANNING GUIDE & PRICE LIST

N U C R A F T



You design. Let us handle the details.

Nucraft offers a free, online product configuration and specification service that saves you time and allows you to be creative while leaving the nuts and bolts to someone else.

- No special software is required, nor is there any learning curve.
- The service applies to all Nucraft products including private office products, conference room products, reception stations, and training tables.
- You can generate quick and accurate answers for budget estimates and/or quick and exact specifications for final quotes.
- Revisions can be made any time you like, and total accuracy is guaranteed.

How it works.

Called iSpec, this service is as close as your phone and your Internet-connected computer. You can use it anytime you need to configure, specify, or price Nucraft furniture. Here is how it works :



1. Schedule an iSpec session by calling 1-877-NUCRAFT or by visiting www.nucraft.com/ispec. (You will be asked to provide some preliminary information on the project. We will respect the confidentiality of the information.)



2. At the scheduled time, a Nucraft project specialist will contact you at the telephone number you provide.



3. You will be directed to the online collaboration site. (All you need is an Internet connection and a Web browser.)



4. Once you are at the site, the Nucraft project specialist will work with you in real time to configure the required product based on your specific direction. (Watch the screen as your workstation appears.)



5. When the specification process is completed, you will receive 2-D or 3-D drawings, the specification itself with guaranteed accurate pricing, and the estimated lead time. (Follow-up sessions may be scheduled at your request to make any necessary modifications.)

iSPEC — IT'S FAST, IT'S FLEXIBLE, IT'S A FREE SERVICE FROM NUCRAFT.

Table of Contents

INTRODUCTION	3-12		
CONFERCING PRODUCTS	13-296		
Arena	13-38		
Planning	17-25		
Benches & Consoles	26-37		
Ancillary Products	38		
Ativa	39-60		
Planning	41-53		
Enclosed Squares & Rectangles	54-57		
U-Shaped	58-59		
Technology Pedestal	60		
Avid	61-90		
Planning	64-75		
Tops & Bases	76		
Tech Spines	77-88		
Interface Cards	89		
Lower Trough	90		
Discovery	91-108		
Planning	92-103		
Tops & Bases	104-106		
Power Options	107		
Duomo	109-134		
Planning	112-123		
Tops & Bases	124-125		
Power Options	126-127		
Modular & Open Sight Line Tables	128-129		
Phone Stands	130		
Credenzas	130		
Media Presentation & Storage	131		
Ancillary Products	132-133		
Elevare	135-154		
Planning	137-145		
Stationary Tables	146-147		
Height Adjustable Tables	148		
Power Options	149-151		
Credenzas	152		
Ancillary Products	153-154		
Flow	155-202		
Planning	158-172		
Flow XT Tops & Bases	173-180		
Flow XT Power & Data Options	181		
Flow Tops & Bases	182-196		
Flow Power & Data Options	197-199		
Credenzas	200-202		
Forte Contemporary	203-224		
Planning	206-213		
Tops & Bases	214-217		
Power Options	218-219		
Phone Stands	220		
Credenzas	220		
Bookcases	221		
Ancillary Products	222-223		
Forte Traditional	225-236		
Tops & Bases	228-229		
Power Options	230-231		
Phone Stands	232		
Credenzas	232		
Bookcases	233		
Ancillary Products	234-235		
Neos Conference	237-269		
Planning	240-245		
Tops & Bases	246-249		
Articulating Table	250		
Power Options	251-252		
Credenzas	253		
Ancillary Products	254-256		
Performance Credenzas	257-266		
Planning	260-262		
Consoles	263		
Utility & Food Service Credenzas	264-266		
Saber	267-284		
Planning	270-276		
Tops & Bases	277-278		
Power Options	279-280		
Phone Stands	281		
Credenzas	281		
Ancillary Products	282-283		
Tavola	285-296		
Planning	287-291		
Tops & Bases	292		
Power Options	293		
Standing Height Tables	294		
Credenzas	295		
TRAINING PRODUCTS	297-350		
Fleet	297-316		
Planning	299-303		
Tables	304-312		
Accessories	313-316		
Saber	317-330		
Planning	319-321		
Tables	322-325		
Accessories	326-312		
Ancillary Products	329		
Satellite	331-350		
Planning	333-339		
Tables	340-346		
Accessories	347-348		
Ancillary Products	349		
PRESENTATION PRODUCTS	351-394		
High Tech Lectern	354-358		
Monitor Stands	359-362		
Mobile Monitor Stands	363-366		
Mural	367-388		
Media Wall	389		
Neos Presentation Products	390-391		
Visual Boards	392		
Whiteboards	393		
Presentation Rails	393		
Tack Strips	394		

Table of Contents continued on next page.

Table of Contents

POWER & DATA PLANNING	395-408
Power Center	402-403
Perimeter Power	404-405
Power Cove	388-389
PowerPUP	406
MiniPort	407
Grommet	408
OCCASIONAL TABLES	409-428
Arena	412
Camelot	413
Centric Collection	414
Diamante	415
Eased Edge	416
Legere	417
Maya	418
Moment	419
Paragon	420
Plaza	421
Shine	422
Show	422
Stratum	423
Talis	424
Taper	425
Tiro	426
View	427
BENCHES	429-436
Camelot	431
Centric Collection	431
Diamante	432
Eased Edge	432
Legere	432
Maya	432
Moment	433
Neos	433
Plaza	434
Talis	434
Taper	435
Tiro	435
BOOKCASES & MODULAR SHELVING	437-449

Introduction

Nucraft Representatives	4
General Information	5
Finish Information	6-7
Surface Materials	8
COM Specification	9
Bench Fabric	10
Specification Tools	11
Environmental Statement	11

Nucraft Representatives

Nucraft has independent sales representatives throughout the United States, Canada, Mexico, and the Middle East.
Please visit www.nucraft.com/find-a-rep to locate a sales representative in your territory.

General Information

This price book supercedes all previous versions.

How to Order

Before placing your order, confirm you have all required information necessary. Lead times for orders begin after all required information is included and correct.

Delivery Information

Our goal has always been to provide the very best service to our customers. We know lead times are important and sticking to them even more so. We work to maintain a 6-8 week lead time on all standard products in this book from receipt of a clean order. All orders are acknowledged with an approximate shipping date and will be invoiced with the price in effect at the date the purchase order is received.

Shipping charges are prepaid (within the continental U.S.). Therefore, pricing is a delivered price based on normal ground transportation. If you have special instructions, need to ship by air, or are shipping to Alaska or Hawaii, contact Nucraft Customer Service. Nucraft can also help arrange to have products blanket wrapped for an additional charge. Contact Nucraft Customer Service team or specify it on your purchase order.

Minimum Freight Charge: Any order below \$1,600 net will be assessed an \$180 net minimum freight charge (one per order).

Orders are subject to acquiring the materials required for manufacturing. Fulfillment can be affected by strikes, fires, embargoes and acts of government. These elements are beyond our control.

Freight Terms

Shipping charges for Nucraft products are prepaid in the continental United States. Product ships FOB dock. The customer obtains title to their product and materials, and assumes the risk of loss for them, upon shipment from Nucraft's facilities.

Storage

Nucraft has no storage facilities for finished product. If a customer cannot accept an order when it is ready for shipment, the customer must designate an alternative shipping address. If no address is provided, Nucraft may, in its discretion, transfer the product to storage. If product is transferred to an off-site storage facility, the customer may be charged for transportation to the facility and for any associated storage fees. Nucraft considers transfer of the product to a storage facility the equivalent of shipment, including invoicing and payment. Customers assume the risk of damage or loss during storage.

Transportation Times and Delays

Third party carriers that Nucraft contracts with will make reasonable efforts to accommodate requested delivery times and dates. Scheduled delivery appointments may, however, be delayed for a variety of reasons, including inclement weather, traffic, transportation equipment problems, and delays encountered at other delivery locations along the delivery route. Nucraft does not recommend scheduling activities that depend on the delivery appointment (for example, scheduling furniture installers to install furniture the day of the delivery appointment). Nucraft shall not be liable for any costs incurred as a result of a missed delivery appointment.

Shipment Damage Claims

Legal title to merchandise passes to the buyer upon acceptance by the carrier. **Inspect all cartons upon delivery.** Details of visible damage should be noted on the delivery receipt. Do not install product if damage is found upon inspection. The carrier should be notified by the buyer to inspect the merchandise, and file a claim immediately. If visible damage is not apparent, sign the delivery receipt "No visible damage." This will allow recourse for a concealed damage claim. Although most claims for transportation

damages must be filed against the carrier within nine months of the date of delivery, concealed damage claims must be filed within 15 days of receipt.

Do not destroy packing materials until shipment has been inspected. Then proceed to file a claim with the carrier.

Failure to make any claims against Nucraft within 10 days shall constitute acceptance of the merchandise and a waiver of any defects, errors or shortages discovered upon inspection.

Cancellations

Cancellations must be reviewed by our Customer Service team. Because we build your products to order, orders cannot be cancelled once processing has begun. If cancellation is approved, a processing fee of 20-100% will be assessed based upon the manufacturing status of the order. Orders for specially constructed or finished products cannot be cancelled once the product is started.

Repair Authorization

Prior written approval is required for repairs of merchandise charged to Nucraft. Failure to do so will result in customer funded repairs.

Payment Terms

Terms of payment consist of a 1% cash discount for payment within 10 days of invoice date or payment of the net amount due within 30 days of the invoice date (1% 10 days, net 30 days). Discount is not allowed on credit card payments.

Credit Card Payments

When paying by credit card (Visa, Mastercard or American Express), include the card number, expiration date, card holder name (printed) and card holder signature on the purchase order. A credit card payment form is available upon request. No cash discount allowed on credit card payments.

Warranty

Nucraft warrants that each piece of furniture it manufactures will be free from defects in materials and workmanship for a period of ten years of single-shift use. Textiles, decorative trim, electrical components, lamps, mechanical devices, casters and custom-made products not described in Nucraft's catalog are warranted for one year from the date of original delivery. This warranty is applicable only if the furniture is given normal and proper care and is properly installed and maintained in an office environment. This warranty extends only to products manufactured and sold in North America and only to original purchasers acquiring new Nucraft products through authorized dealers, or from others specifically authorized by Nucraft to sell its products.

Nucraft's sole obligation under this warranty is to repair or replace, at Nucraft's discretion, products which prove to be defective during the warranty period. Purchasers may be required to establish that a claim is within the warranty period. To initiate a warranty claim, the purchaser should contact an authorized Nucraft dealer.

This warranty does not cover: 1) Damage caused by a carrier 2) COM (Customer's Own Material) specified by the customer that is not a standard product offering 3) Color, grain or texture of wood and other covering materials (due to the natural variations over which Nucraft has no control) 4) Damages resulting from user modification, attachments to a product, misuse, abuse, alteration or negligent use.

Nucraft extends no other warranties, expressed or implied, including warranty of merchantability or fitness for a particular purpose. Nucraft shall not be liable for loss of time, inconvenience, commercial loss, incidental or consequential damages.

Finish Information

Custom Finishes

Nucraft specializes in expert custom finish matching. For a nominal upcharge we can provide custom finishes, and we are frequently asked to match the finishes of other furniture manufacturers. For orders over \$5000 list, a finish sample will automatically be sent for approval prior to entering the order. Additionally, for finishes that appear unusual to match or for customers directly requesting a sample, a finish sample will also be sent for approval prior to entering the order.

Custom finishes requiring colored varnishes to create a painted look can only be applied to Maple veneer and require one extra week in addition to the standard leadtime. Nucraft's standard black finish (G82) can be applied to all Nucraft standard veneers. Walnut is the standard black veneer. Other species must be specified when ordering.

Custom finishes carry a 10% upcharge per item, per finish.

Do not add the finish upcharge to any item that is not wood. Example: casters, ganging connectors.

Treatments

Note: Incoming orders without a treatment specified will default to our standard Gloss treatment.

Gloss: Our standard treatment. Gloss is a durable finish that tends to nicely mask normal wear and leaves wood grain visible to the eye. It achieves a medium gloss open pore appearance (40 – 50 sheen range). Finish numbers preceded by the letter "G" indicate a Gloss finish.

Matte: Like Gloss, Matte is durable, tends to nicely mask normal wear and leaves wood grain visible to the eye. It achieves a low luster, open pore appearance (10 – 20 sheen range). Finish numbers preceded by the letter "M" indicate a Matte finish.

High Gloss: A full filled hand rubbed treatment, High Gloss has a mirror-like appearance (80 – 90 sheen range). High Gloss treatments tend to show wear as well as grain and surface irregularities to a greater degree. Finish numbers preceded by the letter "H" indicate a High Gloss finish. **There is a 10% upcharge per item for a High Gloss finish.**

When viewing a High Gloss finish from certain angles, you may notice subtle rubbing lines, which is characteristic of any rubbed finish treatment. High Gloss treatments are applied to top surfaces only of products up to 50" in height. A Gloss treatment is then applied to all other exposed surface areas.

Since each veneer type responds differently to both types of treatment, all will have a distinctive look and feel when finished. For example, a Walnut veneer with a Gloss treatment will remain much more textured than a Cherry veneer with the same treatment.

About the Wood

All Nucraft veneers are carefully selected for uniformity of color and grain. Still, wood is a natural substance and minor variations may occur due to its own uniqueness. Because of this, the furniture you receive may not be an exact match to our samples.

Nucraft takes great pride in our finish color consistency. However, wood is a natural product that will have color variation within a single piece of furniture, as well as from one piece to the next. Other factors also affect color over time, such as exposure to light (both intensity and duration). For example, lighter finishes cause more variation in colors over time.

In cases where a returning customer wants a precise match with existing furniture, we recommend sending a sample of the existing furniture finish. Please contact Nucraft Customer Service to determine an appropriate sample. This will ensure a finish match between old and new orders. This type of order is considered a control sample. There will be a 10% upcharge on an order of this type. Due to natural aging of veneers, natural finishes may vary.

Care and Maintenance of Wood Finishes

Our finish material is a crystal clear, urethane acrylic blend. This type of finish may be repaired in the field by a qualified refinisher. Contact our Nucraft Customer Service team for detailed touch-up and refinishing instructions.

Nucraft recommends using a damp cloth to clean your fine wood furniture. Always wipe with the grain of the wood. Should your wood furniture require a more thorough cleaning, we recommend using a mild cleaner such as Joy dish soap or Murphy's oil soap, thoroughly diluted in water (one part soap to thirty parts water). Water will not damage Nucraft's finish, but will leave surface spots when it dries. To avoid this, dry the surface with a soft cloth after it is cleaned. Marks that cannot be removed with the cleaning methods above may be able to be removed using naphtha, a mild degreasing solvent.

Caution: while the use of polishes that contain wax, petroleum solvents or silicones may immediately enhance the "shine" of a product, it may also eventually remove the fine original finish applied in our factory. Silicone on the surface of wood may also make it very difficult to respray or refinish.

All Nucraft furniture is inspected and polished before it leaves our factory. In some instances, the packing materials may imprint on the factory polish. Cleaning and polishing the furniture once it is unpacked will normally restore the furniture to its original beauty.

In some cases, the rubber support feet used on the bottom of common office equipment (teleconferencing phones, laptops, microphones, copiers, etc.) can create unsightly marks in the surface of wood tops, due to oxidation of the lacquer finish. We suggest these machines be placed on a protective type of padding, such as felt.

Finish Information

Laminates

Selected WilsonArt laminates are available on Satellite Tables, A/V and Presentation Cart top insets as well as Conference Tables, Conference Room Furniture, Visual Boards and select Occasional Tables. For standard laminate and wood pricing, refer to individual item pricing columns.

Non-Standard Laminates

To order a color other than those on our list (see Page 8), refer to Nevamar, WilsonArt, or Formica standard grade, matte texture or Pionite standard grade, suede texture laminate offerings (excluding manufacturers' non-standard matte offering). **Add \$90 list per item for a non-standard solid, matrix or pattern.** Add 20% per color for woodgrain laminates (includes stained-to-match for remainder of unit to match laminate color). Add one week to the lead-time for all non-standard laminate orders. Call the Nucraft Customer Service team for quotes on premium grades and laminates. Mirror and metal laminates are not available.

Care and Maintenance of Laminate

Laminate surfaces may be cleaned with a damp cloth and ordinary soap or non-abrasive household liquid detergent. Dry the surface with a clean cloth or soft paper towel to prevent streaks from appearing.

Care and Maintenance of Metal

Metal surfaces can be wiped with a damp cloth and rubbed dry. A mild non-abrasive household liquid detergent can be used if necessary. Regular maintenance of metal components, including tightening of fasteners and light lubrication of moving parts, will extend the life of your furniture.

Care and Maintenance of Glass

Clear or frosted glass may be cleaned with commercial glass cleaner. Be sure to use a lint-free cloth if cleaning the frosted side of the glass.

Care and Maintenance of Stone

Marble: Marble is porous and stains easily. Wipe off anything spilled on marble immediately. Occasionally wash marble surfaces with lukewarm water and wipe dry with a clean cloth. To avoid leaving streaks, wipe surface with a damp chamomis. Should your marble surfaces require a more thorough cleaning, wash with a mild household liquid detergent solution, rinse and wipe dry. A light coat of wax will protect the surface of marble but is not considered essential. If wax is applied, it should be a colorless wax.

Granite: Granite surfaces may be cleaned with a damp cloth and ordinary soap or non-abrasive household liquid detergent. Dry the surface with a clean cloth or soft paper towel to prevent streaks from appearing.

Care and Maintenance of Leather

Genuine leather requires very little care. Nucraft recommends that leather be dusted regularly. If a more thorough cleaning is needed, use lukewarm water and a mild, non-abrasive soap. Generate some lather and lightly rub the surface with cheesecloth. Rinse off any soap film with clean water and towel dry. The leather may dry dull. To restore the leather to a normal gloss, rub it with a clean towel. Never use furniture polish, oil, varnish or ammonia. Saddle soap may be used to prevent the leather from becoming brittle or cracked and to maintain the original supple finish.

Touch Up Finish Kits

Model #	Description	Price
KIT-M	Metal Kit	80
KIT-P	Paint Kit	80
KIT-S	Stain Kit	80

REQUIRED INFORMATION: (ORDER CANNOT BE ENTERED WITHOUT THIS INFORMATION)

- Kit model number
- Quantity of kits
- Specify finish (See Page 8)

General Information:

- Touch-up kits must be ordered on a purchase order separate from Nucraft product due to Hazmat shipping

Surface Materials

WOOD FINISHES

	Standard Veneer			Double Cut Veneer	
	Matte	Gloss default finish	High Gloss 10% upcharge per item	Matte	Gloss
Maple					
Natural Maple	M60*	G60*	H60*	M2260	G2260
Amber Maple	M64	G64	H64	M2264	G2264

*Not available on Fleet

Cherry

Copper Cherry	M92	G92	H92	M2292	G2292
Auburn Cherry	M93	G93	H93	M2293	G2293
Spring Cherry	M95	G95	H95	M2295	G2295
CoCo Cherry	M96	G96	H96	M2296	G2296
Woodford Cherry	M98	G98	H98	M2298	G2298
Cordovan Cherry	M99	G99	H99	M2299	G2299

Walnut

Sierra Walnut	M14	G14	H14	M2214	G2214
Natural Walnut	M25	G25	H25	M2225	G2225
Mocha Walnut	M33	G33	H33	M2233	G2233
Marron Walnut	M35	G35	H35	M2235	G2235
Cafe Walnut	M36	G36	H36	M2236	G2236
Castano Walnut	M37	G37	H37	M2237	G2237
Onyx Walnut	M82	G82	n/a	M2282	G2282

Oak

Light Flat Cut Oak	M52	G52	n/a	M2252	G2252
Sorrel Flat Cut Oak	M54	G54	n/a	M2254	G2254
Mocha Flat Cut Oak	M56	G56	n/a	M2256	G2256

Light Rift Cut Oak**	M53	G53	n/a		
Sorrel Rift Cut Oak**	M55	G55	n/a		
Mocha Rift Cut Oak**	M57	G57	n/a		

**Not available on Camelot, Diamante, Eased Edge, Legere, Paragon, and Plaza.

Quartered Figured Anigre (Premium)***

Golden Qtrd. Figured Anigre	M15	G15	H15		
Copper Qtrd. Figured Anigre	M16	G16	H16		
Natural Qtrd. Figured Anigre	M17	G17	H17		

***Available only on Centric, Neos Conference, Tavola and Flow.

English Sycamore (Premium)****

Ashen English Sycamore	M40	G40	H40		
Slate English Sycamore	M42	G42	H42		

****Available only on Talis.

Black Limba (Premium)****

Sable Black Limba	M71	G71	H71		
Morel Black Limba	M73	G73	H73		

****Available only on Talis.

PLEASE NOTE: Additional product specific material selections are listed, where applicable, in the Required Information section of each product.

PAINTS

Pearl	S80
Graphite	SGR
Nickel	S43
Black	S44

STONE TOPS

Absolute Black	AB-7-D
Vittoria Gold	VG-6-D
Black Impala	BI-5-D

Available only on select Occasional Tables and Flow. Stone orders may affect lead times. Please contact customer service for details.

3mm POLYPROPYLENE EDGE (FLOW, FLEET AND SABER TRAINING ONLY)

Nickel	R43†
Black	R44
Graphite	RGR
Frosty White	RFW

†Not an exact match between Powder Coat and 3mm Edge colors

PVC EDGE COLORS (SATELLITE AND DUOMO ONLY)

Porcelain	V-250
Maritime Gray	V-627
Black Pearl	V-614
Black	V-653

WOOD GRAINED LAMINATES

Wood Grained Laminates		Matching Wood Finish
Limber Maple	10734-60	M-1073
Monticello Maple	7925-38	M-7925
Wild Cherry	7054-60	M-7054
Jewel Mahogany	WY351-H	G-WY351
Witchcraft	WX421-H	G-WX421

Wood grained laminates are not available on multiple piece conference tables.

Laminates

Frosty White	1573-60
White Sand	D403-60
Wallaby	D439-60
Mission Stucco	4850-38
Mission Smoke	4847-38
Shadow Zephyr	4857-60
Crisp Zephyr	4858-60
Desert Zephyr	4841-60
Canyon Zephyr	4842-60
Twilight Zephyr	4845-60
Sheer Mesh	4876-38
Grey Mesh	4877-38
Pewter Mesh	4878-38
Windswept Pewter	4795-60
Windswept Bronze	4794-60
Silicon EV	4811-60
Titanium EV	4810-60
Nickel EV	4813-60
Carbon EV	4820-60
Tungston EV	4814-60
Black	1595-60

Visual Boards & Easel Fabric

GUILFORD OF MAINE-LIDO FABRICS

Applies to Visual Board Tackboards and Easels

Hermosa	2858-010
Green Bay	2858-013
Moonstone	2858-015
Balboa	2858-019
Cape May	2858-023
Oak Bluffs	2858-024
Newport	2858-030
Smith Point*	2858-031
Sand Hill	2858-033
Huntington	2858-036
Padre	2858-052
Pine Valley	2858-054
Huron	2858-055
Rushmore	2858-057
Napa Valley	2858-062
Heartland	2858-064
Bryce Canyon	2858-065
Yellowstone	2858-067

*Default fabric

GRADED FABRIC PROGRAM

Top quality upholstery and fabrics have been graded into the price list. We work with various distributors and now offer a larger selection of fabrics. For a current list of graded-in manufacturers, check our website at www.nucraft.com

NET PRICE PER YARD N U C R A F T G R A D E

\$19.99 and below	A
\$20.00 - 29.99	B
\$30.00 - 39.99	C
\$40.00 - 49.99	D
\$50.00 - 59.99	E
\$60.00 - 69.99	F
\$70.00 - 79.99	G
\$80.00 and above: contact Nucraft Customer Service	

For additional information on our graded-in fabrics program, please go to www.nucraft.com.

COM Specification for Visual Boards & Easels

For COM orders please include the following:

- Name of customer
- Customer's purchase order number
- Model number and quantity of piece(s) to be covered
- Specify right-way or railroad application (railroad is the default if no selection is made)
- If fabric is a stripe or pattern, specify vertical or horizontal application
- Supplier's name, material number and description

YARDAGE ESTIMATING

All yardages in the price list are based on 54" wide plain (no match) fabric. The following is a guide for fabrics that are less than 54" wide or have a pattern match.

Fabric Less Than 54" Wide

For 50" wide fabrics allow 10% additional fabric
 For 48" wide fabrics allow 15% additional fabric
 For 45" wide fabrics allow 20% additional fabric
 For 36" wide fabrics allow 50% additional fabric

For Pattern Match Fabrics

3" to 14" repeat allow 15% additional fabric
 15" to 19" repeat allow 20% additional fabric
 20" to 27" repeat allow 25% additional fabric
 28" to 36" repeat allow 30% additional fabric

Nucraft may add a charge for sewing, cutting and matching unusual COM or COL materials to cover additional costs. Call customer service for pricing.

It is the sole responsibility of the customer to determine that the fabric is appropriate for the application in which it will be used.

Once COM/COL is accepted, Nucraft assumes no responsibility for its overall appearance, flammability, normal durability, color fastness or any other quality after upholstered on a Nucraft product beyond our normal quality standards.

The fabric should be sent to the following address:

Nucraft Furniture Company
 5151 West River Drive
 Comstock Park, MI 49321
 Attn: Order Processing

Bench Fabric

GRADED FABRIC PROGRAM

Top quality upholstery and fabrics have been graded into the price list. We work with various distributors and now offer a larger selection of fabrics. For a current list of graded-in manufacturers, check our website at www.nucraft.com

NET PRICE PER YARD	NUCRAFT GRADE
\$19.99 and below	A
\$20.00 - 29.99	B
\$30.00 - 39.99	C
\$40.00 - 49.99	D
\$50.00 - 59.99	E
\$60.00 - 69.99	F
\$70.00 - 79.99	G
\$80.00 and above: contact Nucraft Customer Service	

For additional information on our graded-in fabrics program, please go to www.nucraft.com.

FIRE RESISTANCE

All Nucraft benches incorporating upholstery fabrics meet California Technical Bulletin 116/117 and BIFMA X5.7 - Voluntary Upholstered Furniture Flammability Standard for Non-Residential, Non-Live-In Occupancies.

COM LEATHER SPECIFICS

The following is a guide for specifying leather requirements. The guide is based on the following general information.

A full "domestic" hide is approximately 50-60 square feet. A specialty or calf hide is approximately 35 square feet. Of this footage there are various non-usable areas included in the hide's size. Conversion of fabric yardage to leather is approximately 1 yard = 18 square feet.

Bench Requirements

48" benches will require 1/2 domestic hide or 1 full calf hide.

60" benches will require 1 domestic hide or 2 calf hides.

72" benches will require approximately 1 full domestic hide or 3 calf hides.

The boxing around the seat, if required, will have 4-6 seams that will be placed aesthetically based on the yield and usable remains of the hides.

Specification Tools

Computer Aided Planning

Nucraft products and pricing are available on CD via CAP (Computer Aided Planning), a product of 20 20 Technologies.

Cap Studio is an integrated software system developed specifically for interior designers and facility planners to enhance workplace performance. This modern suite of applications works together seamlessly, in concert. Navigate catalogs, select products, design in plan view and 3D, assign options, create worksheets and build a project where you want, when you want. Take your pick. It's dynamic and interactive. Design projects are a work in progress. And now you can perform any of the many discrete tasks that go into a project any time, any place.

For additional information you may contact 20 20 direct at 800-227-0038.

iSpec®

Nucraft offers a free online product configuration and specification service that saves you time and allows you to be creative while leaving the nuts and bolts to someone else. No specific software is required, nor is there any learning curve. This service applies to all Nucraft products. For additional information, call 1-877-NUCRAFT and ask for the iSpec Team or log on to www.nucraft.com/ispec.



Environmental Statement

Environmental Options

Nucraft is committed to supporting responsible environmental policies and practices in all that we do. We strive for sustainability, weighing our business decisions against the costs to the ecological, social and economic systems they affect.

Our products are manufactured to meet one or more of the following credit requirements of the U.S. Green Building Council's LEED rating systems:

Recycled Content

LEED Credit MR 4.1

Requirement: The sum of post-consumer recycled content plus 1/2 (one-half) of the pre-consumer content shall constitute at least 10% of the product (by weight).

LEED Credit MR 4.2

Requirement: The sum of post-consumer recycled content plus 1/2 (one-half) of the pre-consumer content shall constitute at least 20% of the product (by weight).

All standard Nucraft products consist of a high percentage of recycled content that far exceed the LEED requirements and vary by product line. For exact percentages, download the Environmental Statements for each respective product line at www.nucraft.com.

Rapidly Renewable Materials

LEED Credit MR 6

Requirement: Products shall consist of at least 5% (by weight) of materials made from plants that are typically harvested within a 10-year or shorter cycle.

Nucraft offers all wood products with an optional Rapidly Renewable construction to meet the LEED requirement for Rapidly Renewable content.

Contact Nucraft Customer Service for details on how to order products with this construction. For exact percentages of Rapidly Renewable content by product line, download the Environmental Statements for each respective product line at www.nucraft.com.

Certified Wood

LEED Credit MR 7

Requirement: Products shall consist of at least 50% (by weight) of materials that are certified in accordance with the Forest Stewardship Council's Principles and Criteria.

Nucraft is a Forest Stewardship Council (FSC)-certified manufacturing facility and offers all wood products with an optional FSC-certified construction to meet the LEED requirement for Certified Wood. Contact Nucraft Customer Service for details on how to order products with this construction. For exact percentages of Certified Wood by product line, download the Environmental Statements for each respective product line at www.nucraft.com.

Low-Emitting Materials - Systems Furniture and Seating

LEED Credit EQ 4.5

Requirement: All systems furniture and seating that was manufactured, refurbished or refinished within one year prior to occupancy must meet the ANSI/BIFMA M7.1-2007 and ANSI/BIFMA X7.1-2007.

All Nucraft conference tables, training tables, and Aerial casegoods satisfy LEED Credit EQ 4.5 as they have been certified to the stringent ANSI/BIFMA X7.1-2007 Furniture Emissions Standard.

Certified Products 100% - Type I Environmental Label

Pilot Credit MR 43

Requirement: BIFMA level™ certified products qualify for Pilot Credit 43.

Tavola


“Best of NeoCon” Silver Award Winner

Tavola Planning

Overview

CONFERENCE TABLES

Page 292



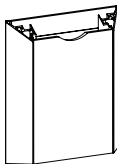
Rectangle



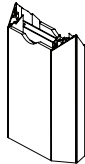
Boat

BASES

Page 292



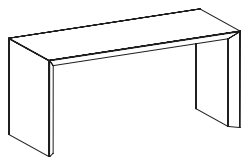
Panel



Double Panel (center only)

STANDING HEIGHT TABLES

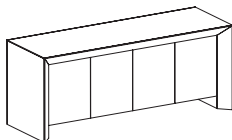
Page 294



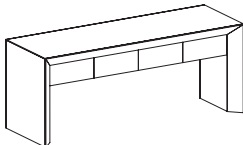
CREDENZAS

(Available in conference and buffet heights)

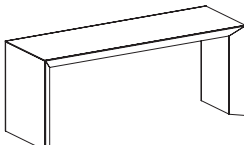
Page 295



Doors



Drawers



Open

Tavola Planning

Detail Overview

Segments

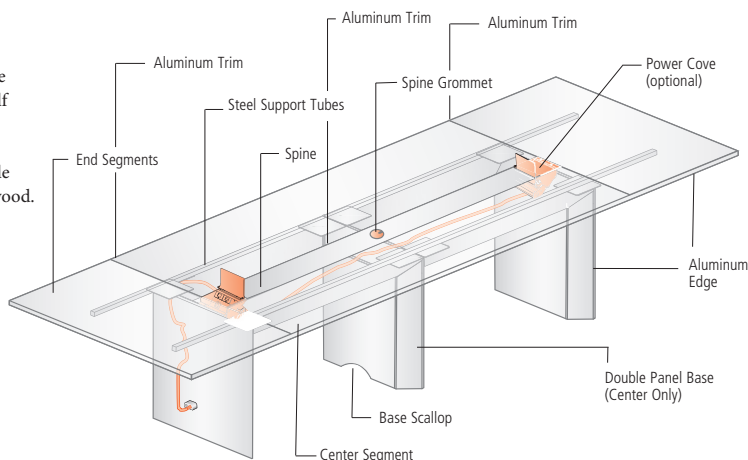
Conference height tables have end and center segments that are separated by aluminum trim. Each Tavola conference height table has two end segments. The depth of the end segments is always equal to half the table width. Center segment quantities and sizes are dependent on the overall size of the table. Table segments are available in glass or wood.

Spine

The spine is located in the center of the table and houses Power Coves (when selected). Like the table segments, the spine is available in glass or wood.

Spine Grommet

Located in the center of the spine, the spine grommet is an optional accommodation for wire management, such as with teleconferencing phones.



Panel Base

The panel base is the standard base on the ends of Tavola tables.

Base Scallop

The base scallop allows for routing power/data when floor cores fall outside of the base cavity. When not in use, base panels can be rotated so the scallop is at the top and hidden.

Double Panel Base

The double panel base is the center support on tables with three bases.

Structure

The edge of the table and the sides of the bases are anodized aluminum. Steel support tubes inset into the sub-structure provide rigidity and allow for the overhang above the bases while maintaining a clean aesthetic beneath the table top.

Specification Overview

Conference Height Tables

1. Select the Top and Base Configuration

When specifying a Tavola table, you'll first select the top's shape and size. Tavola is available in two shapes, seven standard lengths ranging from 96" to 240", and two standard widths (three on boat shapes). Tops are available with either two panel bases and/or a two panel/one double panel base combination, depending on top size.

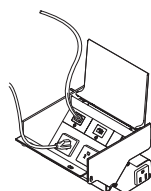


2. Select the Surface Materials

Tavola gives the specifier ultimate aesthetic flexibility with the option to choose different top, base, and spine surface materials. Choose between Standard or Premium Veneer and White or Black back-painted, low-iron glass.

3. Select Power Coves (if desired)

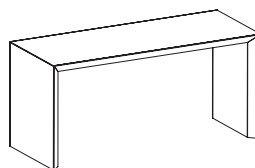
Power Coves provide power and data connectivity and can be specified in a variety of locations along the table spine. They feature a flip-up door that conceals two simplex electrical receptacles and three voice/data connections. Available with grain-matched wood, back-painted glass or metal door options, Power Cove provides another option for customizing the performance and look of your Tavola table.



Standing Height Tables

1. Select the Top Size

When specifying a Tavola standing height table, you'll first select the top's size. Standing Height Tables are 42" high, 36" deep and available in six standard lengths ranging from 60" to 90".



2. Select the Surface Materials

Tavola Standing Height Tables allow for multiple aesthetic combinations with the ability to choose different top and base surface materials. Choose between Standard or Premium Veneer and White or Black back-painted, low-iron glass.

3. Select PowerPUP (if desired)

PowerPUP provides drop-down power and data connectivity and is located in the center of the underside of the top on each side. It features a flip-down door that conceals two simplex electrical receptacles and two voice/data connector ports. Available in anodized aluminum, PowerPUP provides a discreet power solution for your Tavola Standing Height Table.

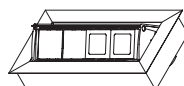



Tavola Planning

Section Contents

- Location Codes for Power Components
- Wire Management Openings
- Base Dimensions
- Floor Monument Locations



Power Options


Power Cove is available on Tavola Conference Height tables.
PowerPUP is available on Tavola Standing Height tables.

Location Codes for Power Cove

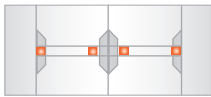
- Base
- Double Panel Base (center location only)
- Power Cove

Plan Views

PC-37

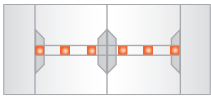


120" - 168" Rectangle or Boat



144" & 168" Rectangle or Boat w/ 3 Bases
192" - 240" Rectangle or Boat

PC-39

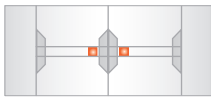


216" & 240" Rectangle or Boat

PC-40



96" - 168" Rectangle or Boat

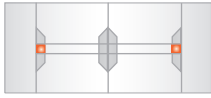


144" & 168" Rectangle or Boat w/ 3 Bases
192" - 240" Rectangle or Boat

PC-43



96" - 168" Rectangle or Boat



144" & 168" Rectangle or Boat w/ 3 Bases
192" - 240" Rectangle or Boat

• Note the order quantity required for each location code as Power Coves are ordered separately.

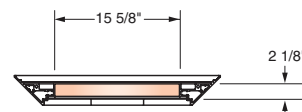
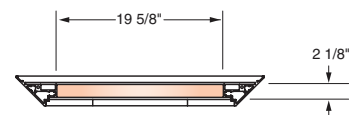
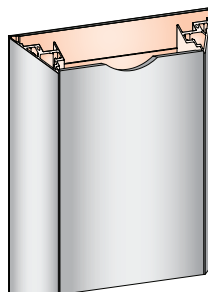
Location Codes

Code	Location	Table Size	Order Qty.
PC-37	Two near center and one at each end	120" - 240" tables	4
PC-39	Six symmetrically spaced	216" - 240" tables	6
PC-40	Two near center	96" - 240" tables	2
PC-43	One at each end	96" - 240" tables	2

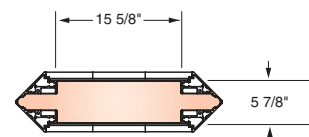
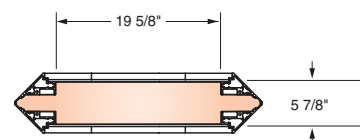
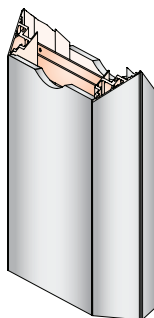
Tavola Planning

Wire Management Openings

Panel Bases



Double Panel Bases (center location only)



Note: Four metal straps span the gap between the extrusions in the center of this base.

FLOW

FORTE

NEOS CONFERENCE

PERFORMANCE CREDENZA

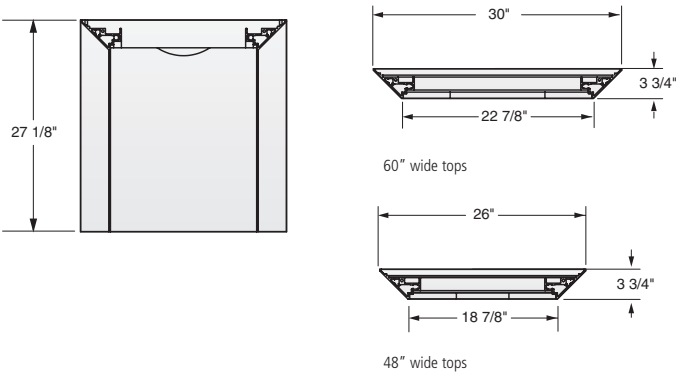
SABER

TAVOLA

Tavola Planning

Base Dimensions

Panel Bases



Double Panel Bases (center location only)

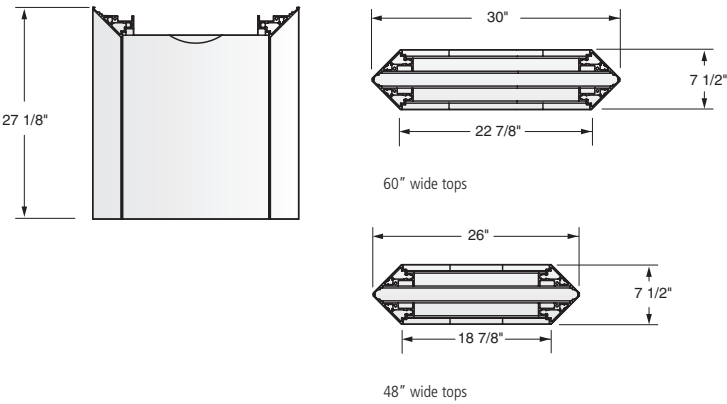
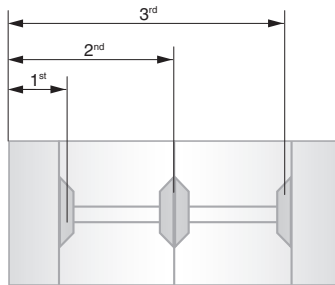


Tavola Planning

Base Locations



Rectangle and Boat

(Panel and Panel/Double Panel Combination Bases)

Table Size (inches)	Center of 1st Base	Center of 2nd Base	Center of 3rd Base
96 x 48	26	70	
120 x 48	29	91	
144 x 48	29	72	115
144 x 60	29	72	115
168 x 48	29	84	139
168 x 60	29	84	139
192 x 48	29	96	163
192 x 60	29	96	163
216 x 48	29	108	187
216 x 60	29	108	187
240 x 48	32	120	208
240 x 60	32	120	208

FLOW

FORTE


NEOS CONFERENCE

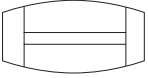
PERFORMANCE CREDENZA

SABER

TAVOLA

Tavola Conference Tables

Rectangle	Model #	L x W	Base Qty.	Segment Qty.	Sub Top Size	Recommended Seating Capacity	Top Surface Material		
							Veneer Top	Premium Veneer Top	Glass Top
	TVT-9648-2-S	96 x 48	2	4	96"	8	14363	17235	17235
	TVT-12048-2-S	120 x 48	2	4	(2) 60"	10	16229	19474	19474
	TVT-14448-2-S	144 x 48	2	4	(2) 72"	12	18107	21726	21726
	TVT-14448-3-S	144 x 48	3	4	(2) 72"	12	21345	25612	25612
	TVT-14460-2-S	144 x 60	2	4	(2) 72"	14	20943	25132	25132
	TVT-14460-3-S	144 x 60	3	4	(2) 72"	14	24181	29018	29018
	TVT-16848-2-S	168 x 48	2	6	(2) 84"	14	19994	23993	23993
	TVT-16848-3-S	168 x 48	3	6	(2) 84"	14	23232	27879	27879
	TVT-16860-2-S	168 x 60	2	6	(2) 84"	16	23329	27994	27994
	TVT-16860-3-S	168 x 60	3	6	(2) 84"	16	26567	31880	31880
	TVT-19248-3-S	192 x 48	3	6	(2) 96"	16	25133	30160	30160
	TVT-19260-3-S	192 x 60	3	6	(2) 96"	18	28970	34762	34762
	TVT-21648-3-S	216 x 48	3	6	(3) 72"	18	27045	32454	32454
	TVT-21660-3-S	216 x 60	3	6	(3) 72"	20	31389	37667	37667
	TVT-24048-3-S	240 x 48	3	6	(3) 80"	18	28970	34762	34762
	TVT-24060-3-S	240 x 60	3	6	(3) 80"	20	33829	40594	40594

Boat	Model #	L x W	Base Qty.	Segment Qty.	Sub Top Size	Recommended Seating Capacity	Top Surface Material		
							Veneer Top	Premium Veneer Top	Glass Top
	TVB-9648-2-S	96 x 36/48	2	4	96"	8	15066	18079	18079
	TVB-12048-2-S	120 x 36/48	2	4	(2) 60"	10	17062	20474	20474
	TVB-14454-2-S	144 x 42/54	2	4	(2) 72"	12	20586	24702	24702
	TVB-14454-3-S	144 x 42/54	3	4	(2) 72"	12	23824	28588	28588
	TVB-16854-2-S	168 x 42/54	2	6	(2) 84"	14	22870	27444	27444
	TVB-16854-3-S	168 x 42/54	3	6	(2) 84"	14	26109	31330	31330
	TVB-19260-3-S	192 x 48/60	3	6	(2) 96"	18	30467	36561	36561
	TVB-21660-3-S	216 x 48/60	3	6	(3) 72"	20	33058	39670	39670
	TVB-24060-3-S	240 x 48/60	3	6	(3) 80"	20	35668	42802	42802

REQUIRED INFORMATION: (ORDER CANNOT BE ENTERED WITHOUT THIS INFORMATION)

Choose base surface material:

-V Veneer
-PV Premium Veneer
-G Glass

Choose spine surface material:

-SPV Veneer
-SPP Premium Veneer
-SPG Glass

Choose veneer species & finish, if applicable: See Page 8 (Available in Oak, Rift-Cut Oak, Maple, Cherry, & Walnut)

Choose premium veneer species & finish, if applicable: See Page 8 (Available in Figured Anigre)

Choose glass finish, if applicable: White (WG) or Black (BG)

TV ____ - ____ - ____ -S- ____ - ____ - ____

TV (shape)-(size)-(base qty)-S-(top surface)-(base surface material)-(spine surface material)-(options)

Options:

Spine Grommet:

Add **-SG** \$122

Power Cove:

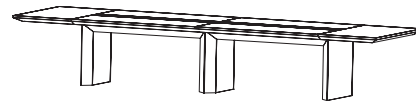
See Page 293

General Information:

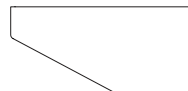
- Tops are 2-1/2" thick
- Seating capacity based on 27" per person
- Overall table height 29.5"
- Panel and double panel bases are standard with removable panels for wire access
- Glass is 1/4" thick back-painted low-iron glass
- Metal is Clear Anodized Aluminum
- Veneer tops are grain matched



Panel Base



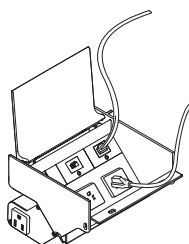
Panel / Double Panel Combination



Edge Profile

Power Cove

For use with Tavola Conference Tables



Power Cove	Model #	W x D x H	Description	Electrical Outlets	RJ-11 (Voice)	RJ-45 (Data)	Price
	COVE-G-T	5 x 5 x 4	Glass Door	2	1	2	861
	COVE-M-T	5 x 5 x 4	Metal Door	2	1	2	861
	COVE-W-T	5 x 5 x 4	Wood Door	2	1	2	1092

Options:

Chicago Electric: Add **-CHI** Deduct \$116 per unit
 The city of Chicago may require hardwiring of components and may not allow the use of standard modular power systems.
 A junction box will be provided when ordering the **-CHI** option
 Plug-N-Play Data Add **-PNP** \$145 per unit

Code	Location	Table Size	Order Qty.
PC-37	Two near center and one at each end	120" - 240" tables	4
PC-39	Six symmetrically spaced	216" - 240" tables	6
PC-40	Two near center	96" - 240" tables	2
PC-43	One at each end	96" - 240" tables	2

REQUIRED INFORMATION: (ORDER CANNOT BE ENTERED WITHOUT THIS INFORMATION)

- Choose location code & quantity from the chart above.
- Glass finish will default to the same as the Tavola spine if COVE-G is specified
- Metal Door finish is defaulted to Clear Anodized (CA)
- Wood Door species and finish will default to the same as the Tavola spine if COVE-W is specified

General Information:

- Glass & wood doors are 1/4" thick, metal doors are 1/8" thick
- Glass door is back-painted low-iron glass
- Wood door is grain matched to the table
- All interior components are clear anodized aluminum
- Each unit includes one convenience outlet located below the work surface
- (2) RJ-45 and (1) RJ-11 faceplate ships installed on Power Coves. Each unit also ships with (1) Double Open Slot (COVE-FNG2), (1) VGA (COVE-VGA1), (1) RCA (COVE-RCA1) and (1) Blank Faceplate, which can be easily interchanged with pre-installed RJ-45 and RJ-11 faceplates.

Power Cove Faceplate Options	Model #	Description	Price
	COVE-FNG1	Open Slot Faceplate	17
	COVE-FNG2	Double Open Slot Faceplate	17
	COVE-VGA1	VGA Connector Faceplate	17
	COVE-USB1	USB Connector Faceplate	17
	COVE-RCA1	Single RCA Connector Faceplate	17
	COVE-RCA2	Double RCA Connector Faceplate	17

General Information:

- Faceplates do not include voice/data connectors (connectors are customer supplied)
- Finish is Clear Anodized Aluminum
- For the various faceplate options see Page 404

FLOW

FORTE

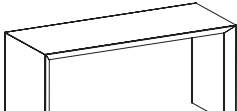
NEOS CONFERENCE

PERFORMANCE CREDENZA

SABER

TAVOLA

Tavola Standing Height Tables

Rectangle	Model #	L x W	Base Qty.	Top Surface Material		
				Veneer Top -VP	Premium Veneer Top -PP	Glass Top -GP
	TVT-S-6036	60 x 36 x 42	2	9903	11882	11882
	TVT-S-6636	66 x 36 x 42	2	10249	12297	12297
	TVT-S-7236	72 x 36 x 42	2	10594	12713	12713
	TVT-S-7836	78 x 36 x 42	2	10940	13128	13128
	TVT-S-8436	84 x 36 x 42	2	11287	13544	13544
	TVT-S-9036	90 x 36 x 42	2	11634	13962	13962

REQUIRED INFORMATION: (ORDER CANNOT BE ENTERED WITHOUT THIS INFORMATION)

Choose base surface material:

-V	Veneer
-PV	Premium Veneer
-G	Glass

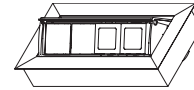
Choose veneer species & finish, if applicable: See Page 8 (Available in Oak, Rift-Cut Oak, Maple, Cherry, & Walnut)

Choose premium veneer species & finish, if applicable: See Page 8 (Available in Figured Anigre)

Choose glass finish, if applicable: White (WG) or Black (BG)

Options:

PowerPup (Underneath table top - one on each side) -PUP2 \$648



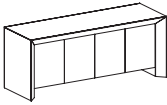
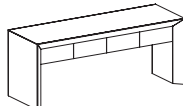
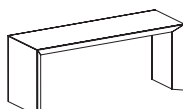
General Information:

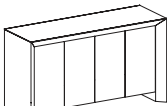
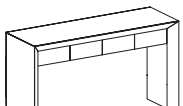

- Tops are 3-3/4" thick
- Overall table height 42"
- Standing Height table has a one-piece top
- Panel bases are standard with removable panels for wire access
- Metal is Clear Anodized aluminum
- PowerPUP is the only power option on the Tavola Standing Height Table

PowerPUP Information:

- PowerPUP option includes (2) units with two simplex receptacles and two voice/data openings in each
- 10" cord and 15 amp plug-in power in-feed
- Voice-data modules must be ordered separately, contact your local AV Integrator
- Default color is Clear Anodized to match table aluminum extrusion
- UL listed

Tavola Credenzas

						Glass Top			
						Premium Veneer	Veneer Sides & Fronts	Premium Veneer Sides & Fronts	Glass Sides & Fronts
Conference Height	Model #	W x D x H	Description	Internal Width	Veneer -VV	-PVPV	-GV	-GPV	-GG
	Doors								
	TVC-D-3629	36 x 24 x 29.5	Two Doors	(1) 27	6693	8031	7162	8031	8031
	TVC-D-5429	54 x 24 x 29.5	Three Doors	(1) 29.5 and (1) 14	7880	9456	8432	9456	9456
	TVC-D-7229	72 x 24 x 29.5	Four Doors	(2) 30.75	9067	10881	9702	10881	10881
	TVC-D-9029	90 x 24 x 29.5	Five Doors	(2) 31.5 and (1) 15	10255	12306	10972	12306	12306
	Drawers								
	TVC-B-3629	36 x 24 x 29.5	Two Drawers		6218	7462	6653	7462	7462
	TVC-B-5429	54 x 24 x 29.5	Three Drawers		7168	8601	7669	8601	8601
	TVC-B-7229	72 x 24 x 29.5	Four Drawers		8118	9741	8685	9741	9741
	TVC-B-9029	90 x 24 x 29.5	Five Drawers		9067	10881	9702	10881	10881
	Open								
	TVC-O-3629	36 x 24 x 29.5			5786	6944	6191	6944	6944
	TVC-O-5429	54 x 24 x 29.5			6520	7824	6977	7824	7824
	TVC-O-7229	72 x 24 x 29.5			7254	8705	7762	8705	8705
	TVC-O-9029	90 x 24 x 29.5			7988	9586	8547	9586	9586

Buffet Height	Model #	W x D x H	Description	-VV	-PVPV	-GV	-GPV	-GG
	Doors							
	TVC-D-3636	36 x 24 x 36.5	Two Doors (1) 27	7697	9236	8235	9236	9236
	TVC-D-5436	54 x 24 x 36.5	Three Doors (1) 29.5 and (1) 14	9062	10875	9697	10875	10875
	TVC-D-7236	72 x 24 x 36.5	Four Doors (2) 30.75	10428	12513	11157	12513	12513
	TVC-D-9036	90 x 24 x 36.5	Five Doors (2) 31.5 and (1) 15	11793	14152	12619	14152	14152
	Drawers							
	TVC-B-3636	36 x 24 x 36.5	Two Drawers	7150	8580	7651	8580	8580
	TVC-B-5436	54 x 24 x 36.5	Three Drawers	8243	9891	8821	9891	9891
	TVC-B-7236	72 x 24 x 36.5	Four Drawers	9335	11203	9989	11203	11203
	TVC-B-9036	90 x 24 x 36.5	Five Drawers	10428	12513	11157	12513	12513
	Open							
	TVC-O-3636	36 x 24 x 36.5		6654	7985	7119	7985	7985
	TVC-O-5436	54 x 24 x 36.5		7498	8998	8023	8998	8998
	TVC-O-7236	72 x 24 x 36.5		8342	10011	8926	10011	10011
	TVC-O-9036	90 x 24 x 36.5		9187	11024	9829	11024	11024

REQUIRED INFORMATION: (ORDER CANNOT BE ENTERED WITHOUT THIS INFORMATION)

- Choose veneer species & finish, if applicable: See Page 8 (Available in Oak, Rift-Cut Oak, Maple, Cherry, & Walnut)
- Choose premium veneer species & finish, if applicable: See Page 8 (Available in Figured Anigre)
- Choose glass finish, if applicable: White (WG) or Black (BG)

General Information:

- Internal Depth is 14.8"
- Conference Height - Internal Height is 19.5"
- Buffet Height - Internal Height is 26.5"
- Metal is Clear Anodized Aluminum
- Drawers have undermount slides

January 2012

© 2012

TAVOLA PLANNING GUIDE & PRICE LIST

5151 West River Drive
Comstock Park, MI 49321

P 616.784.6016
F 616.784.4402
www.nucraft.com
1.877.NUCRAFT

NUCRAFT