



DESCRIPTION

Jazz evokes the happy, 'roaring' twenties of the last century. With this contemporary reinterpretation reminiscent of the classical chesterfield, the Dual Design Studio opts for harmonizing a tough construction with fine, tailor-made details. A distinctive piping runs along the structure, enhancing its silhouette. As an option, it can be ordered with flaps rather than piping.

The padded shape of the seat cushions is set with a sophisticated screen of self-covered buttons. The padding can be soft or extra-soft. The back cushions have a cylindrical cushion attached to the rear, which emphasizes the retro feel of this model and also contributes to the overall comfort of the back. A useful tray is available for use with wide-arm combinations. The finishes for the tray are: aluminium or regenerated leather in chocolate.

TECHNICAL DATA

Solid wooden structure covered with foam and fibre shell.

The seat and back are fitted with NEA webbing.

The inner seat, arms and backs are made with HR Ultracel foam of different densities.

The inner extra-soft seat cushions are made of silicon polyester fibre.

The inner soft seat cushions are made of HR Ultracel foam of low density.

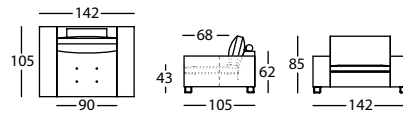
The back cushion is made with silicon polyester fibre.

The covers of all the cushions are 100% cotton.

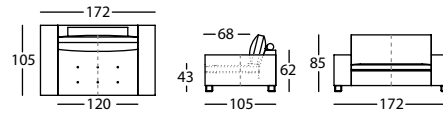
It can have F1 chrome feet or beech wooden feet.

Jazz covers are completely removable when upholstered in fabric, but only the cushion covers when upholstered in leather or synthetic leather.

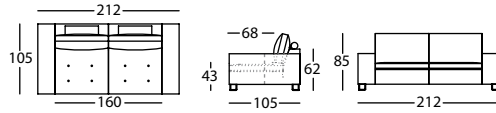
067.11.Q.1
ARMCHAIR 142 WIDE ARM



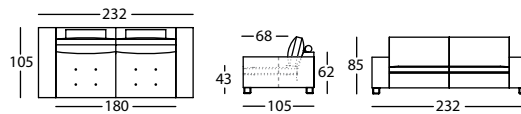
067.11.T.1
SOFA 172 WIDE ARM



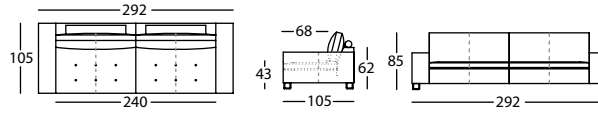
067.11.X.1
SOFA 212 WIDE ARM



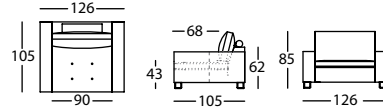
067.11.Z.1
SOFA 232 WIDE ARM



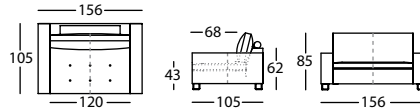
067.11.Z6.1
SOFA 292 WIDE ARM



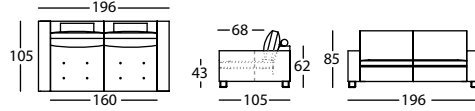
067.11.N.2
ARMCHAIR 126 NARROW ARM



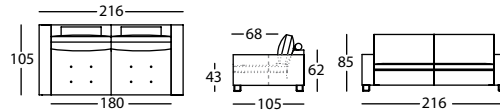
067.11.R.2
SOFA 156 NARROW ARM



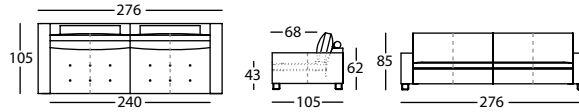
067.11.V.2
SOFA 196 NARROW ARM



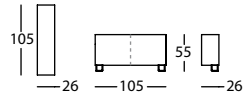
067.11.X.2
SOFA 216 NARROW ARM



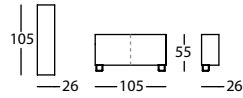
067.11.Z4.2
SOFA 276 NARROW ARM



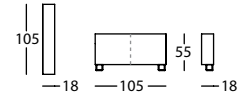
067.131.D
WIDE RIGHT ARM



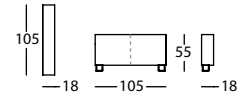
067.131.I
WIDE LEFT ARM



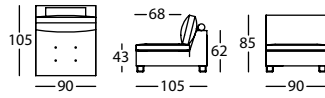
067.132.D
NARROW RIGHT ARM



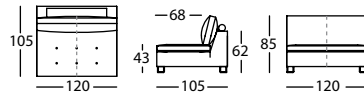
067.132.I
NARROW LEFT ARM



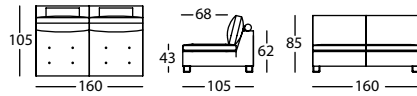
067.121.K
MODULE 90



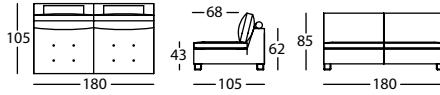
067.121.N
MODULE 120



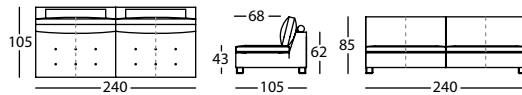
067.121.S
MODULE 160



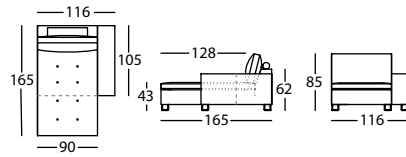
067.121.U
MODULE 180



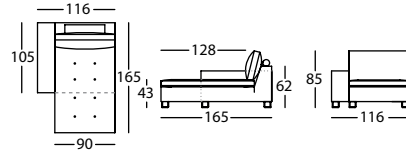
067.121.Z1
MODULE 240



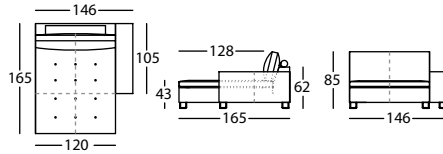
067.142.MS.1.D
CHAISE LONGUE 116 WIDE RIGHT ARM



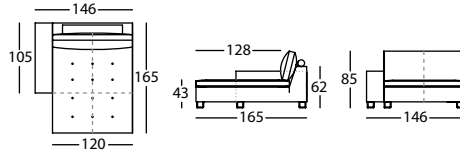
067.142.MS.1.I
CHAISE LONGUE 116 WIDE LEFT ARM



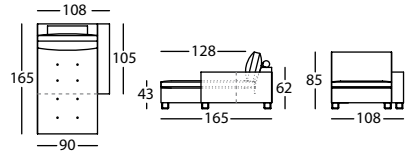
067.142.QS.1.D
CHAISE LONGUE 146 WIDE RIGHT ARM



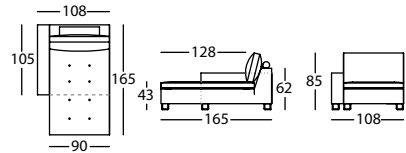
067.142.QS.1.I
CHAISE LONGUE 146 WIDE LEFT ARM



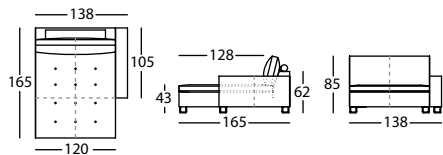
067.142.LS.2.D
CHAISE LONGUE 108 NARROW RIGHT ARM



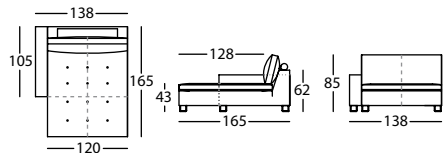
067.142.LS.2.I
CHAISE LONGUE 108 NARROW LEFT ARM



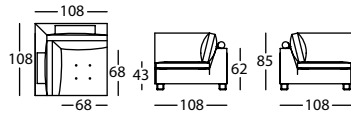
067.142.PS.2.D
CHAISE LONGUE 138 NARROW RIGHT ARM



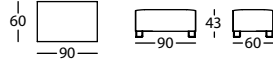
067.142.PS.2.I
CHAISE LONGUE 138 NARROW LEFT ARM



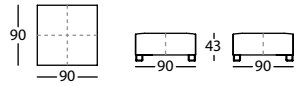
067.161
STRAIGHT CORNER 108X108



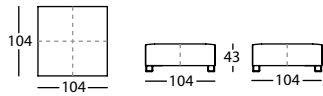
067.151.KG
POUF 90X60



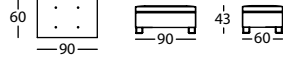
067.151.KK
POUF 90X90



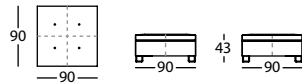
067.151.LL
POUF 104X104



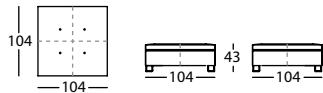
067.152.KG
POUF 90X60 WITH CUSHION



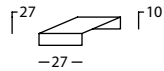
067.152.KK
POUF 90X90 WITH CUSHION



067.152.LL
POUF 104X104 WITH CUSHION



100.32.7
TRAY METAL



100.32.B
REGENERATE LEATHER TRAY

