



DESCRIPCION

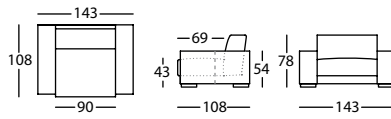
The avant-garde dimensions of Eleva revise and update a familiar design with every-day shapes. Eleva is Sancal's best-seller and, as such, it has created a trend in the upholstery industry. The key to that success lies both in its pure and sober design and in its high quality extra-comfortable seat. As indicated by its name, this model is also characterised by the possibility of incorporating a mechanism which allows the back cushion to lift by up to 9 cm. In order to lift the back, you only need to pull the handle on the rear of the cushion, and to push it down to return it to its original position.

A useful tray can be incorporated to those combinations with wide arm. The finishes for the tray are: aluminium, or regenerated leather in chocolate colour. Eleva, as with the majority of Sancal products, is fully modular. In combinations that include a mechanism, Rafa García recommends finishing the final composition with arms on both ends.

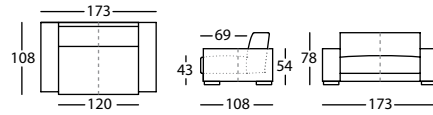
TECHNICAL DATA

Solid wooden structure covered with foam and fibre shell.
Seat structure fitted with NEA webbing.
The seat, arms and back structure is made with HR Ultracel foam of different densities.
The seat and back cushions are made with HR Ultracel foam and are covered with thermofused fibre.
The inner covers of the seat cushions are made of TNT and the ones of the back cushions are made of unwoven fabric.
The feet are beech, stained wenge or grey.
The entire product range has fully removable covers when upholstered in fabric, but only the cushions when the piece is upholstered in leather or synthetic leather.

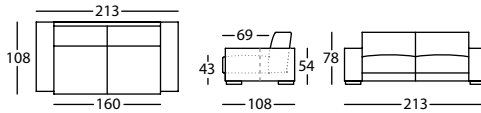
036.11.Q.1
ARMCHAIR 143 WIDE ARM



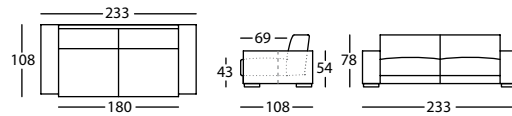
036.11.T.1
SOFA 173 WIDE ARM



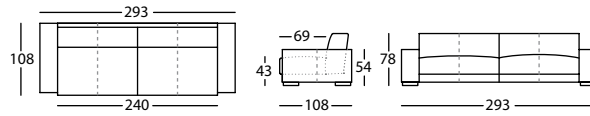
036.11.X.1
SOFA 213 WIDE ARM



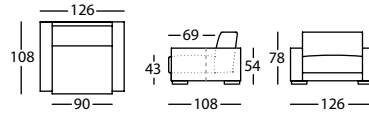
036.11.Z.1
SOFA 233 WIDE ARM



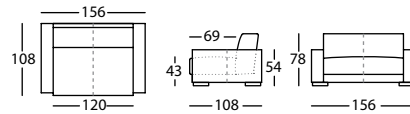
036.11.Z6.1
SOFA 293 WIDE ARM



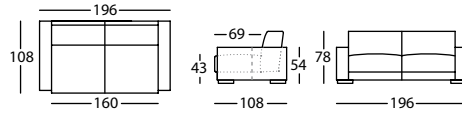
036.11.N.2
ARMCHAIR 126 NARROW ARM



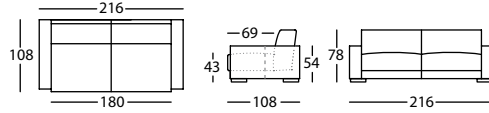
036.11.R.2
SOFA 156 NARROW ARM



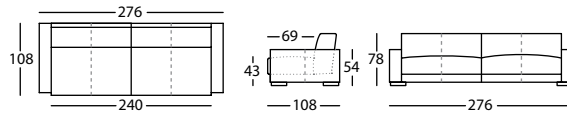
036.11.V.2
SOFA 196 NARROW ARM



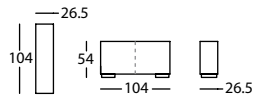
036.11.X.2
SOFA 216 NARROW ARM



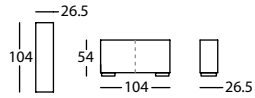
036.11.Z4.2
SOFA 276 NARROW ARM



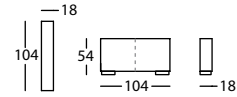
036.131.D
WIDE RIGHT ARM



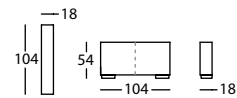
036.131.I
WIDE LEFT ARM



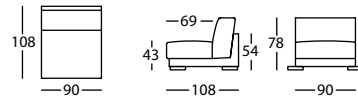
036.132.D
NARROW RIGHT ARM



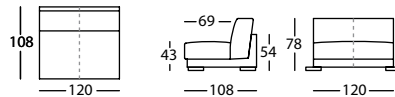
036.132.I
NARROW LEFT ARM



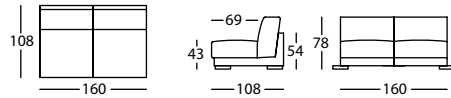
036.121.K
MODULE 90



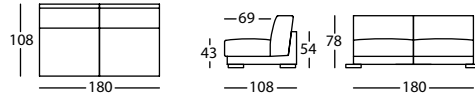
036.121.N
MODULE 120



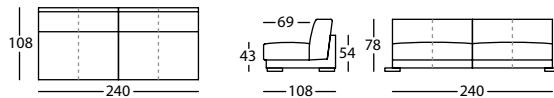
036.121.S
MODULE 160



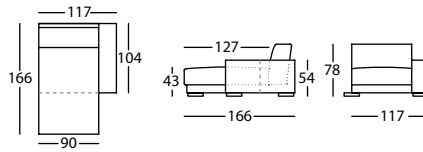
036.121.U
MODULE 180



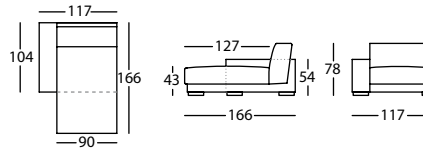
036.121.Z1
MODULE 240



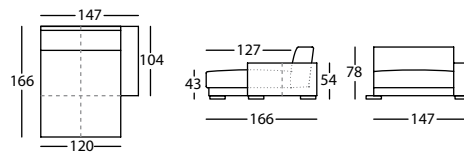
036.142.MN.1.D
CHAISE LONGUE 117 WIDE RIGHT ARM



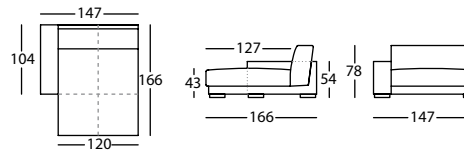
036.142.MN.1.I
CHAISE LONGUE 117 WIDE LEFT ARM



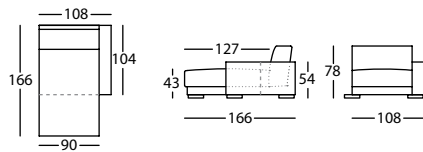
036.142.QN.1.D
CHAISE LONGUE 147 WIDE RIGHT ARM



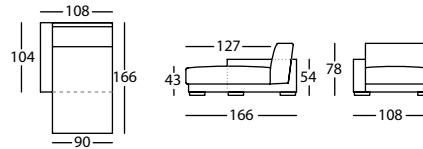
036.142.QN.1.I
CHAISE LONGUE 147 WIDE LEFT ARM



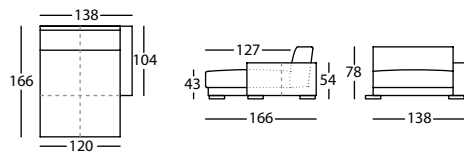
036.14.LS.2.D
CHAISE LONGUE 108 NARROW RIGHT ARM



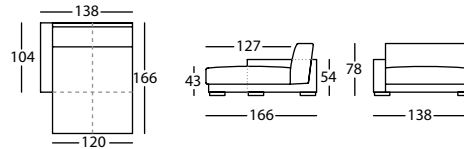
036.14.LS.2.I
CHAISE LONGUE 108 NARROW LEFT ARM



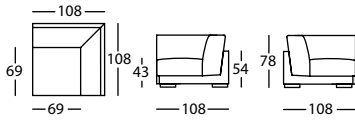
036.14.PS.2.D
CHAISE LONGUE 138 NARROW RIGHT ARM



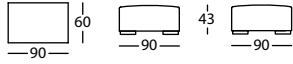
036.14.PS.2.I
CHAISE LONGUE 138 NARROW LEFT ARM



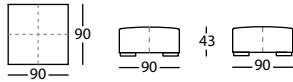
036.161
CORNER 108X108



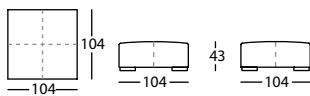
036.151.KG
POUF 90X60



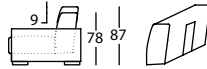
036.151.KK
POUF 90X90



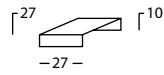
036.151.LL
POUF 104X104



036.31
LIFTING MECHANISM



100.32.7
TRAY METAL



100.32.B
REGENERATE LEATHER TRAY

