



3

NOVARA Q




NOVARA 4500 Q
Wall Mounted Luminaire

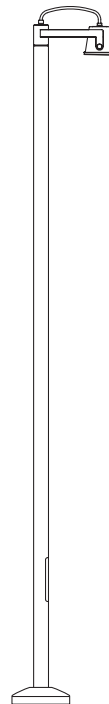
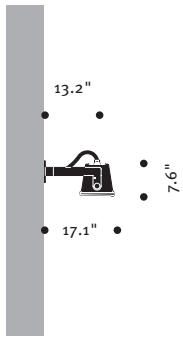
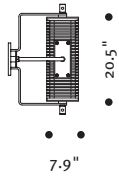
Cast aluminum and stainless steel create a synthesis of form and function in the Novara. Heavily finned housing and doorframe are cast aluminum. Mounting knobs are constructed of polished high-

grade stainless steel. The adjustable head may be fitted with a clear or etched lens. Electrical conductor is housed in attractive braided stainless steel line. Steel wall bracket is hot-dip galvanized

prior to being finished in finely textured paint. All hardware is stainless steel. Standard color; matte silver grey metallic. Special colors available. See technical data sheet for details.

 Listed for Wet Locations

Model	Mounting	Lamp
NV450Q-W	Wall	150 MH / 70 MH / 300 Hal



Design: Klaus Begasse

