

- Parking Areas**
- Roadway**
- Pedestrian Walkways**
- Tennis Courts**
- Large Areas**



### Specifications



- Certifications** The fixture shall be ETL and CETL listed for wet location.
- Light Distribution** The AL-02 shall meet the specified light distribution and footcandle levels with an internal optical system and horizontal lamping.
- Assembly** The fixture shall be factory pre-wired, completely assembled and tested prior to shipment. Field installation to bracket or pole shall be accomplished without having to remove or disassemble any fixture components. Fixture shall be ETL listed "suitable for wet location."
- Housing** The fixture housing shall be constructed of heavy gauge aluminum sheet, internally welded and silicone sealed.
- Door Frame Assembly** Extruded clear anodized aluminum door frame shall be furnished with fully tempered clear glass lens, thermal and shock resistant. White dacron open cell gasket prevents entry of moisture, dust and insects. All external hardware to be stainless steel.
- Ballast** Ballast shall be readily accessible, removable and insulated. The fixture is to be factory pre-wired and electronically tested before shipment. Quick disconnects are standard.
- Optical Assembly** The optical assembly shall be of all non-ferrous components with a multi faceted specular finished reflector, rotatable 90°.
- Finish** BK-BZ-WH-GR-GY-NA baked enamel standard, other colors available. Duranodic® anodized finishes shall be applied over brushed aluminum surfaces of a uniform fine grain. (Specify baked enamel or anodized finish color).
- Mounting Details** AL-02-B Bracket externally slipfits 2 3/8" O.D. tenon and the AL-02-R Bracket externally slipfits 2 3/8" to 4" diameter tenons if required. Specify exact tenon dimension, and dimensions of top of round or square poles to ensure compatibility. AL-02-BC denotes aluminum arm finished with hardware for direct mounting to side of pole. Luminaire shall be pre-wired with high temperature wire, making disassembly for installation unnecessary.

PROJECT
FIXTURE TYPE
CATALOG#

2930 South Fairview Street  
 Santa Ana, CA 92704  
 Phone: 714 668 3660  
 Fax: 714 668 1107  
 allighting@earthlink.net  
 http://www.allighting.com

# AL-02

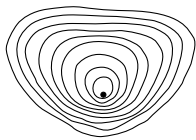
## Product Order Guide

Series	Mounting Type	Number of Fixtures	Max Watts	Lamp Type	Voltage <sup>1</sup>	Reflector			Options	
						Type	Finish <sup>1</sup>			
AL-02	BC/	1	175 MH	E-17 <sup>2</sup>	120	A	BZ	Bronze	F	Fusing
	B/	2	400 MH	ED-28	208	SXII	BK	Black	FF	Double Fusing
	R/	2L	400 MH	ED-37	240	SXIII	GR	Green	PCC	Photo Control W/Receptacle
	K/	3T	150 HPS	E-17 <sup>2</sup>	277	SQ	WH	White	PL	Polycarbonate Lens Shield
	WB/	3Y	400 HPS	ED-18	480	TC	NA	Natural Aluminum	HSS	House Side Shield (Internal)
	FWB/	4				TCP	GY	Gray	QS	Quartz Standby
	CWB/						CC	Custom Color	PSV	Pole Side Visor (External)
	CM/						BAA	Clear Anodized	FF480	Double Fusing 480V
							BZA	Bronze Anodized		
							BKA	Black Anodized		

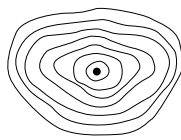
1 Consult factory for other colors and voltages  
 2 Lamps 175 W and below are medium base.

## Example: AL-02-BC-1-400MH-ED28-120-SXIII-GR-PCC

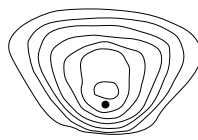
## Reflector Types



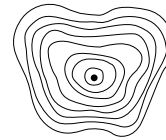
Type A  
Asymmetric Forward  
Throw



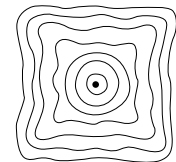
Type SXII  
Roadway Type 2  
Distribution



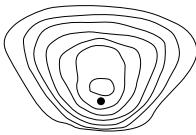
Type TC  
Tennis Court Forward  
Throw



Type SXIII  
Roadway Type 3  
Distribution



Type SQ  
Type 5 Square  
Distribution



Type TCP  
Tennis Court Perimeter  
cut off

## Luminaire Dimensions

Luminaire	A	B	C	Weight	EPA
AL-02- 100W-250W(MH only)	15-1/4"	15-1/4"	9-1/2"	45#	0.94
AL-02 - 400W	19"	19"	10-3/4"	54#	1.45

## Mounting Type

BC/	Concealed Hardware Mounting Arm
B/	Square Hub Mounting for 2-3/8" Tenon
R/	Round Hub Mounting for 2-3/8" - 4" Tenon
K/	Adjustable Knuckle for 2-3/8" Tenon
WB/	Wall Bracket
FWB/	Flush Wall Mount
CWB/	Cast Wall Bracket
CM/	Ceiling Mount

For other mounting types see bracket section

