

**Floodlighting**  
**Sports Lighting**  
**Outdoor Merchandising**  
**General Area Lighting**  
**Facade Accent**  
**Flag Pole Lighting**



## Specifications



- |                            |   |
|----------------------------|---|
| <b>Certifications</b>      | The fixture shall be ETL and CETL listed for wet location.  |
| <b>Light Distribution</b>  | The luminaire shall meet the specified light distribution and footcandle levels with an internal optical system and horizontal lamping.   |
| <b>Assembly</b>            | The fixture shall be factory pre-wired, completely assembled and tested prior to shipment. Field installation to bracket or pole shall be accomplished without having to remove or disassemble any fixture component. Fixture shall be ETL listed "suitable for wet locations." |
| <b>Housing</b>             | The fixture shall be constructed of heavy gauge aluminum sheet, internally welded and silicone sealed.  |
| <b>Door Frame Assembly</b> | Extruded clear anodized aluminum door frame shall be furnished with fully tempered, clear glass lens, thermal and shock resistant. White dacron open cell gasket prevents entry of moisture, dust and insects. All external hardware to be stainless steel.                     |
| <b>Ballast</b>             | Ballast shall be readily accessible and removable. The fixture is to be factory pre-wired, completely assembled, and electronically tested prior to shipment.   |
| <b>Optical Assembly</b>    | The optical assembly shall be of all non-ferrous components with a multiple faceted specular finished reflector.  |
| <b>Finish</b>              | BK-BZ-WH-GR-GY-NA baked enamel standard, other colors available. Duranodic® anodized finishes shall be applied over brushed aluminum surfaces of a uniform fine grain. (Specify baked enamel or anodized finish color.)   |
| <b>Mounting Details</b>    | Slipfits a standard 2 3/8" O.D. pole top tenon. FL-01-YBCA is for cross arm mounting. Luminaire shall be factory pre-wired with high temperature wire, making disassembly for installation unnecessary.   |

PROJECT
FIXTURE TYPE
CATALOG#

2930 South Fairview Street  
Santa Ana, CA 92704  
Phone: 714 668 3660  
Fax: 714 668 1107  
allighting@earthlink.net  
http://www.allighting.com

# FL-01

## Product Order Guide

Series	Mounting Type	Max Watts	Lamp Type	Voltage <sup>1</sup>	Reflector Type	Finish <sup>1</sup>	Options
FL-01	K	175 MH	E-17 <sup>2</sup>	120	3H3V	BZ Dark Bronze	F Fusing
	WBT	400 MH	ED-28	208	4H3V	BK Black	FF Double Fusing
	YB	1000 MH	BT-37	240	4H4V	GR Green	PCC Photo Control W/Receptacle
	YBCA	1500 MH	BT-56	277	5H2V	WH White	PL Polycarbonate Lens Shield
					5H6V	GY Gray	QS Quartz Standby
		150 HPS	E-17 <sup>2</sup>		6H2V	CC Custom Color	AH <sup>3</sup> Above Horizontal Aiming
		400 MH	ED-18		6H5V	BAA Clear Anodized	V Visor
		1000 MH	ED-37		6H6V	BZA Bronze Anodized	LV Louver
					6H7V	BKA Black Anodized	
					7H5V	NA Natural Aluminum	
					7H6V		

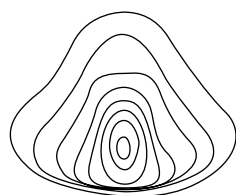
<sup>1</sup> Consult factory for other colors and voltages

<sup>2</sup> Lamps 175 W and below are medium base.

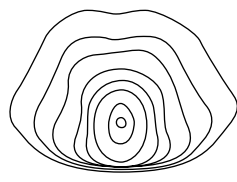
<sup>3</sup> Note: Above Horizontal Aiming requires uplight door frame assembly.

## Example: FL-01-K-1000MH-BT37-120-3H3V-GR-PCC

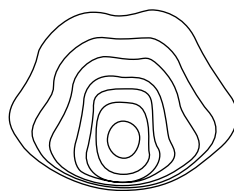
### Reflector Types



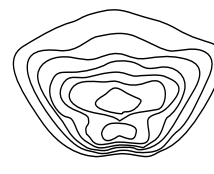
3h3v (1000MH)



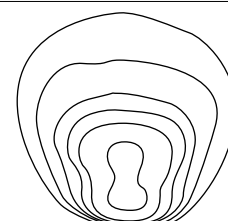
4h3v (1000MH)



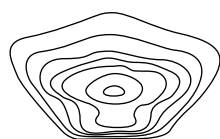
4h4v (1000MH)



5h2v (1000/400MH)



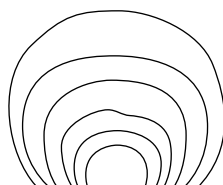
5h6v (400MH)



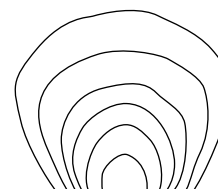
6h2v (1000/400HPS)




6h5v (400MH/HPS)



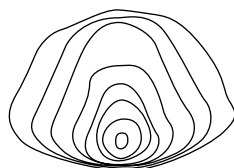
6h6v (400MH)



6h7v (1000MH)



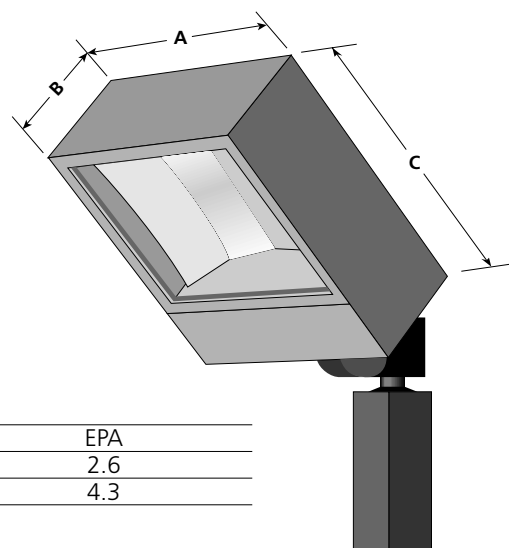
7h5v (1000MH)



7h6v (1000HPS)

### Mounting Type

K	Adjustable Knuckle for 2 3/8 Tenon
WBT	Wall Bracket with Tenon
YB	Yoke Bracket Vertical Adjustment
YBCA	Yoke Bracket Vertical and Horizontal Adjustment



### Luminaire Dimensions

Lamp Watts	A	B	C	Weight	EPA
FL01-150W-400W	19"	8"	20"	45#	2.6
FL01-1000W	23-3/4"	10"	26-1/4"	72#	4.3