


# 221, 222, 223 Series

A01 - Floor to Floor

A02 - Floor to Wall

A07 - Wall to Wall or Ceiling to Ceiling

A09 - Wall to Corner or Wall to Ceiling



Movement Rating $\pm 20\%$	
Product Guide	Thermal
	Interior/Exterior
	Fire Rated Option

- ▶ Recessed mount frames for minimal sightline, adaptable with many floor finishes
- ▶ Dual durometer seal provides secure fit and optimal flexibility
- ▶ Seals absorb limited serviceable seismic movement.
- ▶ Snap-fit design for easy on-site assembly
- ▶ Optional caps in brass or stainless steel available for a decorative finish.

Seamlessly integrates with the following wall and ceiling systems:

101-A07/A09 (p.19)

112-A07/A09 (p.18)

113-A07/A09 (p.18)

## SYSTEM DATA

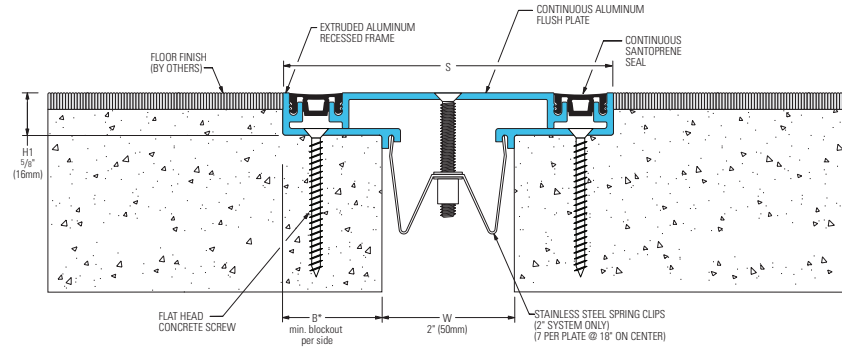
Application	System	W Joint Width		H1 Frame Height 1		H2 Sub Height 2		S Sight Line		B Blockout		Movement +/-				Load	
												Horizontal		Vertical		US ton	kN
		US	mm	US	mm	US	mm	US	mm	US	mm	US	mm	US	mm		
Floor/Floor Wall/Wall	221-A01-050	2"	51	5/8"	16	*	*	4 7/8"	124	1 1/2"	13	1/2"	13	1/2"	13	2.8	25
	221-A01-100	4"	102	5/8"	16	*	*	9 3/8"	238	2 3/4"	70	1"	25	1"	25	1.7	15
	221-A01-150	6"	152	5/8"	16			11 3/8"	289	2 3/4"	70	1"	25	1"	25	HP	HP
	222-A01-050	2"	51	5/8"	16	1/8"	3	4 7/8"	124	1 1/2"	13	1/2"	13	1/2"	13	2.8	25
	222-A01-100	4"	102	5/8"	16	1/8"	3	9 3/8"	238	2 3/4"	70	1"	25	1"	25	1.7	15
	222-A01-150	6"	152	5/8"	16	1/8"	3	11 3/8"	289	2 3/4"	70	1"	25	1"	25	HP	HP
	223-A01-050	2"	51	5/8"	16	3/8"	10	4 7/8"	124	1 1/2"	13	1/2"	13	1/2"	13	2.8	25
	223-A01-100	4"	102	5/8"	16	3/8"	10	9 3/8"	238	2 3/4"	70	1"	25	1"	25	1.7	15
Floor/Wall Wall/Corner	223-A01-150	6"	152	5/8"	16	3/8"	10	11 3/8"	289	2 3/4"	70	1"	25	1"	25	HP	HP
	221-A02-050	2"	51	5/8"	16	*	*	3 1/2"	89	1 1/2"	13	1/4"	6	1/4"	6	2.8	25
	221-A02-100	4"	102	5/8"	16	*	*	6 5/8"	168	2 3/4"	70	1/2"	13	1/2"	13	1.7	15
	221-A02-150	6"	152	5/8"	16	*	*	8 5/8"	219	2 3/4"	70	1/2"	13	1/2"	13	HP	HP
	222-A02-050	2"	51	5/8"	16	1/8"	3	3 1/2"	89	1 1/2"	13	1/4"	6	1/4"	6	2.8	25
	222-A02-100	4"	102	5/8"	16	1/8"	3	6 5/8"	168	2 3/4"	70	1/2"	13	1/2"	13	1.7	15
	222-A02-150	6"	152	5/8"	16	1/8"	3	8 5/8"	219	2 3/4"	70	1/2"	13	1/2"	13	HP	HP
	223-A02-050	2"	51	5/8"	16	3/8"	10	3 1/2"	89	1 1/2"	13	1/4"	6	1/4"	6	2.8	25
	223-A02-100	4"	102	5/8"	16	3/8"	10	6 5/8"	168	2 3/4"	70	1/2"	13	1/2"	13	1.7	15
	223-A02-150	6"	152	5/8"	16	3/8"	10	8 5/8"	219	2 3/4"	70	1/2"	13	1/2"	13	HP	HP

Shear movement = 25%. A07/09 condition dimensions / movement same as A01/A02 condition.

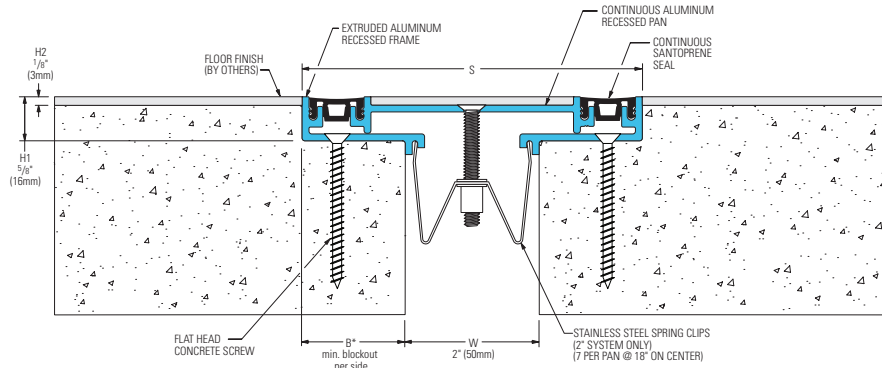
IPC.822/REV.4

## 221, 222, 223 Series Recessed Mount Floor and Wall Systems - 2" Joint Width

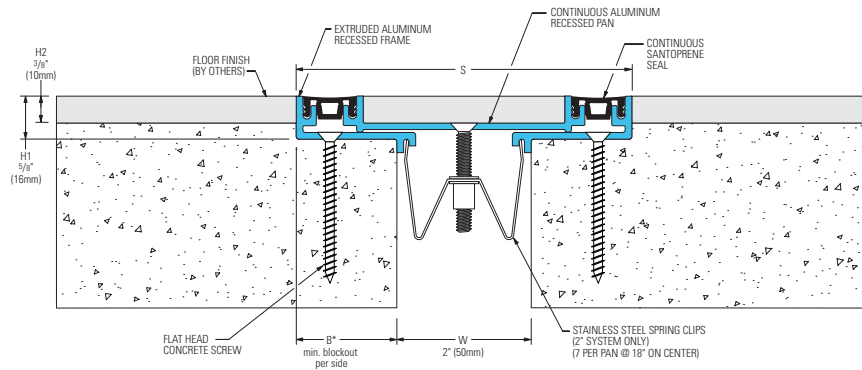
221-A01 Floor/Floor  
(2" (50mm) system shown)



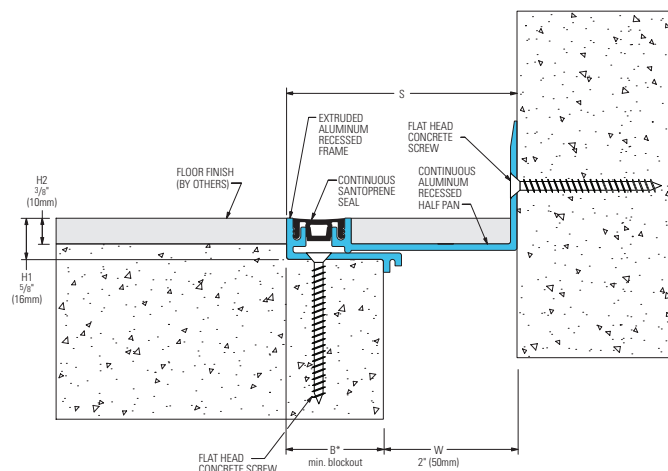
222-A01 Floor/Floor for VCT  
(2" (50mm) system shown)



223-A01 Floor/Floor  
for Tile or Carpet  
(2" (50mm) system shown)

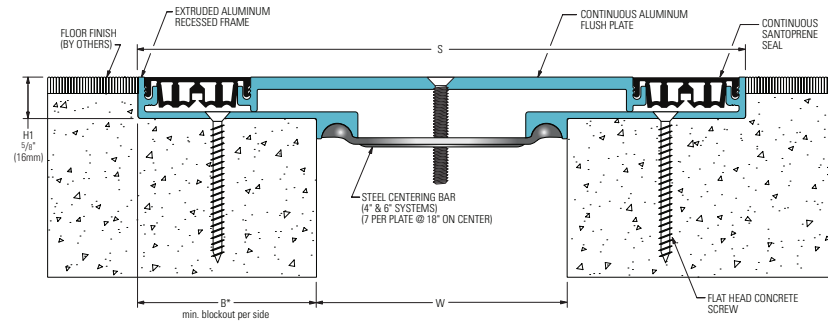


223-A02 Floor/Wall  
for Tile or Carpet  
(2" (50mm) system shown)

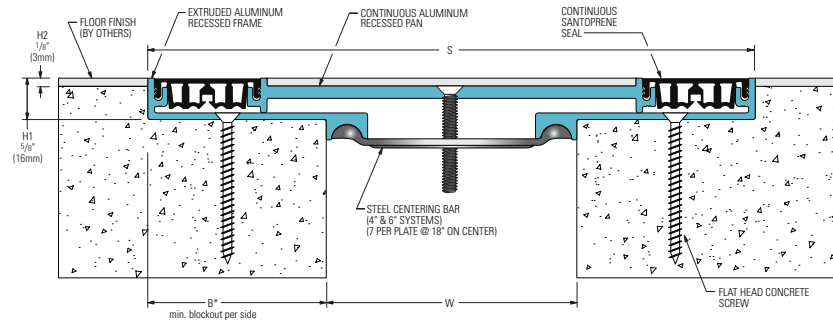


## 221, 222, 223 Series Recessed Mount Floor and Wall Systems - 4" & 6" Joint Widths

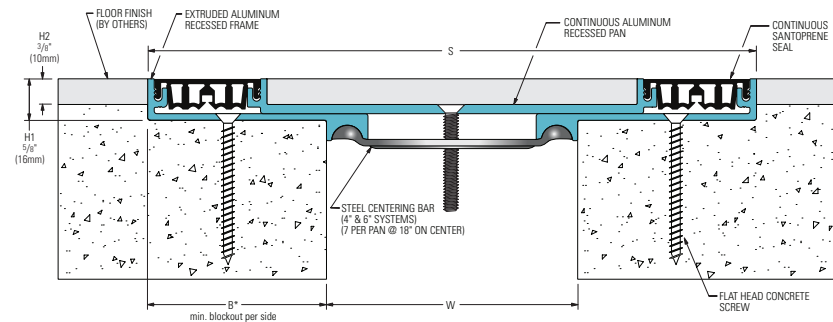
221-A01 Floor/Floor  
(4" (100mm) system shown)



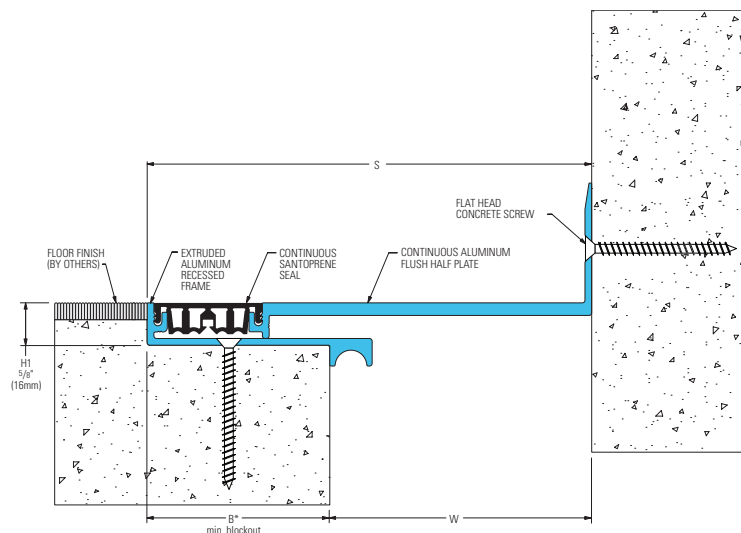
222-A01 Floor/Floor for VCT  
(4" (100mm) system shown)



223-A01 Floor/Floor  
for Tile or Carpet  
(4" (100mm) system shown)

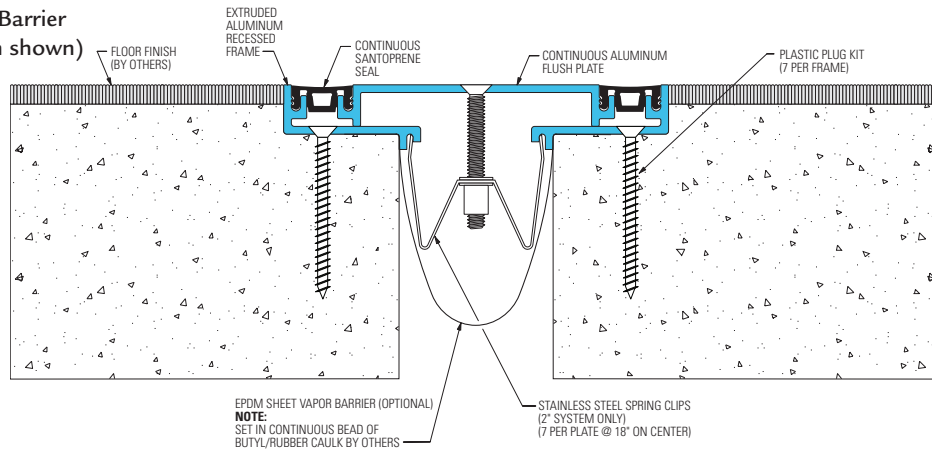


221-A02 Floor/Wall  
(4" (100mm) system shown)

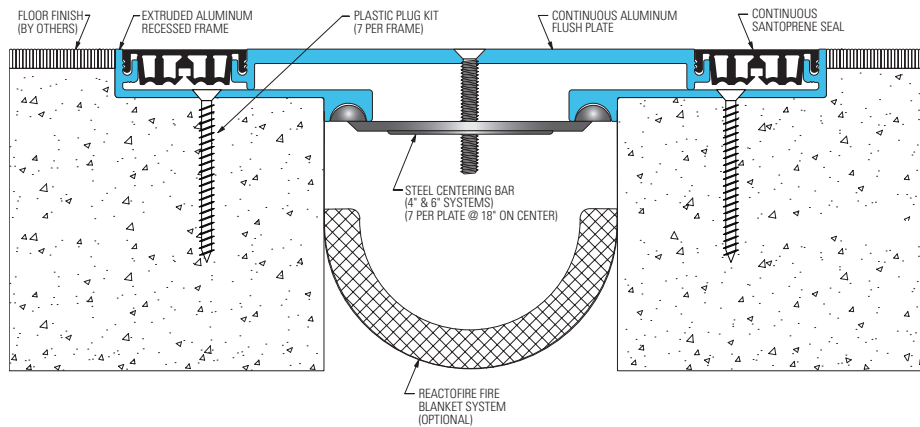


## 221, 222, 223 Series Options

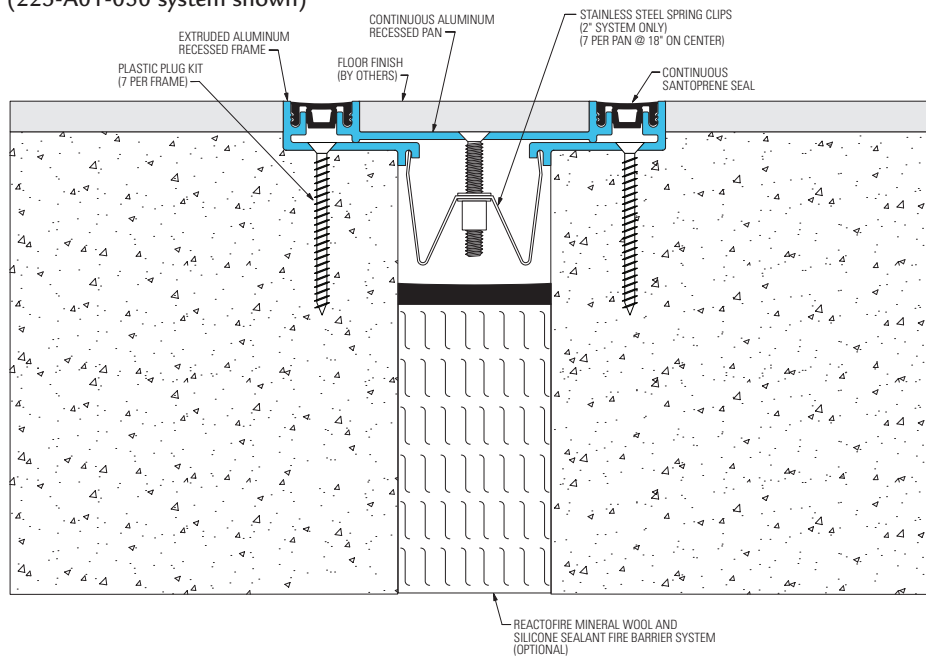
### Wrap Around Vapor Barrier (221-A01-050 system shown)



### Reactofire Fire Blanket System (221-A01-100 system shown)



### Reactofire Mineral Wool & Sealant Fire Barrier System (223-A01-050 system shown)



### Decorative Caps (223-A01-050 system shown)

