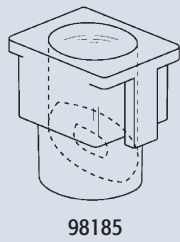


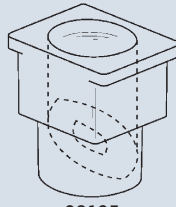
Cams, Pintles & Hinge Pins



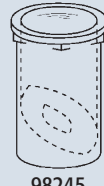
98185



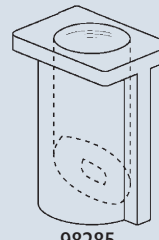
98175



98195



98245



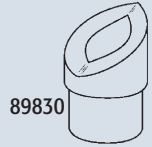
98285



98275



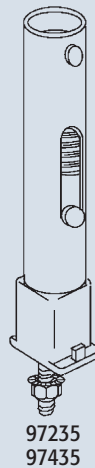
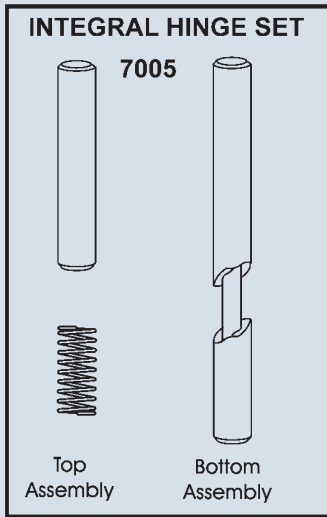
89820



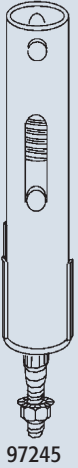
89830



98265



97235
97435




97245



97265

97275




98719
98715




98614




98589
98584



99574



98634



99585



99109

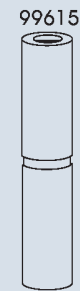


99119



98544

Nylon Parts for Round Barrel Surface Mounted Hinges (7011, 7021, 7033, 7043, 7053, 7063, 7113, 7123)



99615



7740

99625



99635

99645

99645

PART NUMBER	CAM & PINTLE SETS (WITH NUTS & WASHERS)		
	PINTLE	CAM	
97305	98265	98275	5/8" Round
97315	97205	98285	5/8" Round with Keylock
97325	98175	98245	3/4" Round
97335	98175	98195	7/8" Square - Shaved
97345	98175	98185	7/8" Square - Unshaved

PART #	CAMS
89820	M-Hinges
98185	Square - Unshaved
98195	Square - Shaved
98245	Round for 5/8" Pintle
98275	Round for 1/2" Pintle
98285	Round with Keylock (Use with #97205 Pintle only)

PART #	PINTLES
89830	M-Hinges
97205	1/2" Diameter (Use with #98285 Cam only)
97275	5/8" Diameter (Knickerbocker)
98175	5/8" Diameter
98265	1/2" Diameter
99305	Nut and Washer Pack for Pintles

PART #	CANDLE CAMS
97245	General
97265	Knickerbocker
97435	Metpar

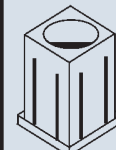
PART #	HINGE PINS		
		DIMENSIONS	USED FOR
98715	Knurled Plastic		
98719	Knurled Stainless	3/8" Dia. x 2-1/2" L	Sanymetal
98614	Knurled Steel	1/4" Dia. x 2-3/4" L	General
98584	Threaded Steel	3/8" Dia. x 3" L	Ampco, Metpar & Flush Metal
98589	Threaded Stainless		
98574	Steel-Zinc Plated	7/16" Dia. x 3-5/16" L	Fiat
98634	Knurled Steel	5/16" Dia. x 3" L	Sentry
99585	Knurled Steel	7/32" Dia. x 3-1/4" L	Ampco
99109	Knurled Steel	3/8" Dia. x 3-1/2" L	
99119	Knurled Stainless		
98544	Steel-Zinc Plated	3/8" Dia. x 3-3/4" L	Shanahan

PART #	INTEGRAL HINGE SET
7005	Includes (3) Set Screws (T-7 Bit Required for Installation)

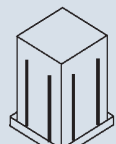
ROUND BARREL HINGE PARTS		
7740	Cap	7035 (Complete Set)
99615	Pin	
99625	Pintle	
99635	Cam	
99645	Retaining Ring	

SQUARE BARREL HINGE PARTS		
97015	Pintle	7405 (Complete Set)
97025	Pintle Housing	
97035	Cam	
97045	Pin Assembly	
97055	Pin Housing	
97065	Cap	

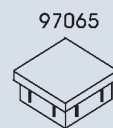
Nylon Parts for Square Barrel Surface Mounted Hinges (7413 & 7423)



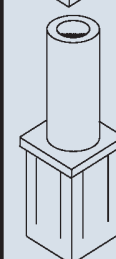
97055



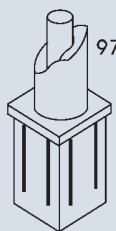
97035



97065



97045



97015

97025