


Hooks, Door Pulls & Stops, Latches


CHROME PLATED ZAMAC	CHROME PLATED BRASS	POLISHED BRASS	CAST STAINLESS STEEL	STAMPED STAINLESS STEEL	HOOKS
4000	4001	4002	4003		Hook & Bumper Combination (7/32" Dia. Holes)
			4113		Hook & Bumper Combination (1/4" Dia. Holes)
4020	4021	4022	4023		Two Prong Hook (7/32" Dia. Holes)
4260					Hook & Bumper Combination (7/32" Dia. Holes)
4280					Hook & Bumper Combination (1/4" Dia. Holes)
4290					Hook (3/16" Dia. Holes)
				4009	Hook & Bumber- 5/8" x 2-13/16" Extension (3/16" Dia. Holes)
				6519	Flat-1" x 1" Extension (9/32" Dia. Holes)
				6529	Flat-1/2" x 1" Extension (1/4" Dia. Holes)
			115523		Fix-It Kit (Uses #4113 Hook)




CHROME PLATED ZAMAC	CHROME PLATED BRASS	POLISHED BRASS	CAST STAINLESS STEEL	STAMPED STAINLESS STEEL	DOOR PULLS
5400	5401	5402	5403		3-1/2" Centers
	5421		5423		4" Centers
5440			5443		3-1/2" Centers (Used with #5400)
54400			54403		Door Pull Set (#5400 & 5440 with mounting hardware)
6200	6201	6202	6203		2-3/4" Centers
	6251		6253		3" High "ADA"
				6419	5" Centers
6020					2-5/8" Centers



CHROME PLATED ZAMAC	CHROME PLATED BRASS	BRASS PLATED ZAMAC	CAST STAINLESS STEEL	STAMPED STAINLESS STEEL	DOOR STOPS
4120		4122	4123	4129	2" High
	4151		4153		Pilaster Mounted



CHROME PLATED ZAMAC	CHROME PLATED BRASS	POLISHED BRASS	CAST STAINLESS STEEL	CLEAR ANODIZED ALUMINUM	BRITE-DIP ALUMINUM	STAMPED STAINLESS STEEL	LATCHES (SLIDE TYPE)
5020	5021	5022	5023				Standard for #6200 Door Pull (2-3/4" Centers)
5030	5031	5032	5033				Offset Bar with #5020 (2-3/4" Centers)
5040	5041	5042	5043				Reverse Offset Bar with #5020 (2-3/4" Centers)
5000			5003				Reverse Offset Bar with #5050 (3-1/2" Centers)
5050	5051	5052	5053				Standard for #5400 Door Pull (3-1/2" Centers)
5060	5061	5062	5063				Offset Bar with #5050 (3-1/2" Centers)
				4988	4984		Angled Bar (3-1/2" Centers)
				5054	5058		Straight Bar (3-1/2" Centers)
						6049	With Keeper
						6069	With Keeper, Indicator and Door Pull
						6309	For all Stamped Stainless Steel Strike & Keepers
						6409	Inswing Latch & Strike Combination
						6539	Keeper for #6409



THROW LATCHES							
	5151	5153					Use with "T" Type Strike & Keepers
	5701	5703					Heavy Duty Latch & Keeper
6540							Standard for #6020 Door Pull (2-5/8" Centers)

FIX-IT KITS (with stainless plate)							
SQUARE EDGE DOORS							
115490							Fix-It Kit for Inswing Doors - 1"
115500							Fix-It Kit for Outswing Doors - 1"
115510							Fix-It Kit for Outswing Doors - 1" (with Door Pull)
RADIAL EDGE DOORS							
111680							Fix-It Kit for Inswing Doors - 1"
111690							Fix-It Kit for Outswing Doors - 1"
111700							Fix-It Kit for Outswing Doors - 1" (with Door Pull)
PLATE & FASTENERS ONLY							
						111449	Hardware not included