

SONORA STONE



Sonora Stone has been naturally blessed by the magic of creation. Its textures and colors bear the signs

of epochal struggles that occurred as the earth was formed. The resulting beauty now resides in


Ahnzu Sonora Stone, a hand-cut, hand-finished natural stone. Laid as a floor or on a wall, it becomes a

permanent reminder that beauty born deep in the earth is indeed the most distinctive and engaging of all.



Distinctive surfaces from the earth.™

SONORA STONE



Shade Variation Medium to High
 Tile Thicknesses:
 8" x 8", 8" x 16", 16" x 16", 16" x 24", 24" x 24" field tiles;
 4" x 8" beveled; 8" x 8" beveled; 2" x 4" tumbled brick
 and 3" x 6" beveled harlequin. 1/2"
 2" x 4" harlequin and 1" x 1" tumbled. 3/8"
 Grout Joint Recommendation 1/8" to 3/8"
 Maintenance: Clean with stone cleaner and a damp mop.

- Notes:
- Might contain dry seams, pits, fossils and glass veins that are filled at the factory or during installation. Since these voids can sometimes lose their fillings, they should be refilled as part of normal maintenance.
 - Not recommended in wet areas unless sealed properly as part of normal maintenance. May contain areas of open or dry seams that can appear dull under reflective light.
 - A sealer is recommended. Tumbled natural stone should be sealed prior to grouting.
 - White thin-set or mortar is recommended.
 - Arroya Bluff MST2 comes in unfilled surfaces except for the Harlequin tiles, and the 4" x 8" and 8" x 8" Bevel tiles, which have a filled and honed surface. The 1" x 1" and 2" x 4" have a tumbled surface.

	Residential	Light Commercial	Commercial
Walls	•	•	•
Backsplashes	•	•	•
Countertops			
Floors	•	•	



Distinctive surfaces from the earth.™

Visit www.ahnzu.com for complete product and care and maintenance information.

Photo features Sonora Stone in Colima Sunset MST4.



4" x 8" with 1/2" Bevel



8" x 8" with 1/2" Bevel



1 1/16" x 12"
Rope Rail




3 1/2" x 12"
Spiral Rail



2 3/4" x 12"
Shelf Rail




2" x 12"
Step Rail



2" x 12"
Rail




5" x 12"
Base Moulding




2" x 4" Harlequin
(1 Sq. Ft. Coverage)



2" x 4" Tumbled Brick Joint
(1 Sq. Ft. Coverage)



3" x 6" Harlequin with 1/2" Bevel
(1 Sq. Ft. Coverage)



1" x 1" Tumbled
(1 Sq. Ft. Sheet)



Photo features Sonora Stone in Playa Blanca MST1 and Arroya Bluff MST2.



Yucatan Sunrise MST3
8" x 8", 8" x 16", 16" x 16" and 16" x 24"
Filled/Honed



Playa Blanca MST1
8" x 8", 8" x 16", 16" x 16", 16" x 24" and 24" x 24"
Filled/Honed



Arroya Bluff MST2*
8" x 8", 8" x 16", 16" x 16", 16" x 24" and 24" x 24"
Unfilled/Honed



Colima Sunset MST4
8" x 8", 8" x 16", 16" x 16", 16" x 24" and 24" x 24"
Filled/Honed

*See notes on back for available surface finishes in Arroya Bluff MST2.