

gold rush® mosaics

gold rush®

Floor Tile



Klondike White 5200




Golddust 5202



Klondike White 5200



Fargo Gray 5201



California Sand 5203




Wheatland 5207



Golddust 5202



California Sand 5203



Golden Nugget 5208



Wheatland 5207



Golden Nugget 5208

Decorative Floor Tile



5292 Decorative Corner*
(Combination of 5208/5207)



5292 Decorative Border*
(Combination of 5208/5207)

*Decorative border and corner also available in 5290 (combination of 5201/5200) and 5291 (combination of 5203/5202).




5298 Triangle Pattern ▲ •
(Combination of 5202/5203/5200)


- ▲ Triangle pattern also available in 5299 (combination of 5208/5207/5200).
- Triangle can be used to create above pattern. Triangle comes as a single piece.

The natural beauty of ceramic tile lies in its subtle variation of shades. Manufactured tiles may vary from tiles shown.

Wall Tile




Klondike White 5200



Golddust 5202



Wheatland 5207



Golden Nugget 5208

Decorative Wall Tile



Klondike White 5200



Golddust 5202



Wheatland 5207



Golden Nugget 5208



Klondike White 5200
Accent Strip



Golddust 5202
Accent Strip




Wheatland 5207
Accent Strip




Golden Nugget 5208
Accent Strip



Klondike White 5200
Counter/Chair Rail




Golddust 5202
Counter/Chair Rail




Wheatland 5207
Counter/Chair Rail



Golden Nugget 5208
Counter/Chair Rail



Fargo Gray 5201
Counter/Chair Rail



California Sand 5203
Counter/Chair Rail



5202 Red Apple A
Wall Accent



5202 Red Pear B
Wall Accent



5202 Fruit Border C
Wall Accent



5202 Vine Border H
Wall Accent



5202 Wreath D
Wall Accent



5202 Grapevine G
Wall Accent



5202 Vine Corner E
Wall Accent



5202 Vine Runner F
Wall Accent

Note: 6" x 6" decorative wall tiles available in 5200, 5201, 5202 and 5203 only.



gold rush®

Photo features Gold Rush in Wheatland 16" x 16" floor tile and 8" x 10" wall tile with coordinating decorative wall tile. Diamond pattern shown on floor.

© 2002, Dal-Tile Corporation (1.02) SSOTGLDRSHE

gold rush®



Photo features Gold Rush in Goldust, 12" x 12", 6" x 6" and 6" x 6" decorative tile.

Photo features Gold Rush in Wheatland, 12" x 12" and 6" x 6" field tile and Golden Nugget in 6" x 12" field tile with coordinating floor decorative tile. Diamond rug pattern with decorative border shown.














Photo features Gold Rush Mosaics on floor and Gold Rush wall tile in 8" x 10" Goldust.


**Gold Rush®
Glazed Floor and Wall Tile**

Gold Rush prospectors searched high and low for California's riches. But all they really needed was this tile. After all, Gold Rush could've given them the durability that all designers seek, with natural good looks to make them feel at home. This tile is as perfect with today's popular, rustic-feel designs as it would have been back then. With matching hand-painted wall decos and decorative floor borders and corners, it creates striking patterns wherever you use it, and promises to last. It won't make you richer, but it will make any room look richer. And when it comes to your home, isn't that the real treasure?


gold rush®

Sizes



16" x 16" Field Tile (Nominal 15-7/8" x 15-7/8") (Nominal 40.3 cm x 40.3 cm) 5/16" Thick Square feet per carton: 16 Pieces per carton: 9		8" x 10" Wall Field Tile* (Nominal 7-7/8" x 9-7/8") (Nominal 20.0 cm x 25.1 cm) 5/16" Thick Square feet per carton: 11 Pieces per carton: 20	
12" x 12" Floor/Wall Field Tile (Nominal 11-13/16" x 11-13/16") (Nominal 30.0 cm x 30.0 cm) 5/16" Thick Square feet per carton: 11 Pieces per carton: 11		8" x 10" Wall Decorative Tile* (Nominal 7-7/8" x 9-7/8") (Nominal 20.0 cm x 25.1 cm) 5/16" Thick Pieces per carton: 20	
6" x 12" Floor/Wall Field Tile (Nominal 5-13/16" x 11-13/16") (Nominal 14.8 cm x 30.0 cm) 5/16" Thick Square feet per carton: 11 Pieces per carton: 22		3" x 8" Wall Accent Strip (Nominal 3-3/16" x 7-13/16") (Nominal 8.1 cm x 19.8 cm) 5/16" Thick Pieces per carton: 10	
12" x 6" Floor Triangle Border (Nominal 10-3/4" x 5-5/8") (Nominal 27.3 cm x 14.2 cm) 5/16" Thick Pieces per carton: 10		6" x 6" Decorative Tile** (Nominal 5-13/16" x 5-13/16") (Nominal 14.8 cm x 14.8 cm) 5/16" Thick Pieces per carton: 10	
6" x 12" Floor Decorative Border (Nominal 6-1/8" x 11-5/8") (Nominal 15.7 cm x 29.6 cm) 5/16" Thick Pieces per carton: 10		6" x 6" Floor Decorative Corner (Nominal 6-1/8" x 6-1/8") (Nominal 15.7 cm x 15.7 cm) 5/16" Thick Pieces per carton: 10	
6" x 6" Floor/Wall Field Tile (Nominal 5-13/16" x 5-13/16") (Nominal 14.8 cm x 14.8 cm) 5/16" Thick Square feet per carton: 11 Pieces per carton: 44		* (Colors 5200, 5202, 5207 and 5208 only) ** (Colors 5200, 5201, 5202 and 5203 only)	

Grout joint recommendation: Floor-1/4", Wall-1/16" **Shade Variation:**  (Medium)

gold rush® mosaics

2" x 2" 
(Nominal 1-15/16" x 1-15/16")
(Nominal 4.9 cm x 4.9 cm)
1/4" Thick
1' x 2' dot-mounted sheets
Sheets per carton: 12
Square feet per carton: 24
Grout joint recommendation: 1/16"


Trim

Type	Number	Size
	S-886	2" x 2"
	SC-886	2" x 2"

Application

	Residential	Light Commercial	Commercial
Floors	X	X	X
Walls	X	X	X
Counters	X	X	X
Backsplashes	X	X	X
Pool Linings*	X	X	X

* Suitable for pool linings in non-freezing climates only.

Test Results 

Floor	ASTM#	Result
Water Absorption	C373	<3.0%
Breaking Strength	C648	>250 lbs
Scratch Hardness	MOH's	9
Chemical Resistance	C650	Resistant
Coefficient of Friction	C1028	Wet: ≥0.60 Dry: ≥0.70

Standing water and other contaminants create slippery conditions for any hard surface floor material. To avoid injuries, floor applications with exposure to these conditions require extra caution in product selection and proper maintenance. Not for use on ramps. Manufactured in accordance with ANSI A137.1 standards.

To view the complete collection of Daltilé® products, visit our website at www.daltile.com.

7834 C. F. Hawn Freeway
Dallas, Texas 75217
214-398-1411 800-933-TILE



Application

	Residential	Light Commercial	Commercial
Floors	X	X	X †
Walls**	X	X	X
Counters	X	X	X
Backsplashes	X	X	X
Pool Linings*	X	X	X

Suitable for exterior walls in non-freezing climates when proper installation methods are followed. Application requirements vary for decorative tile.
* Suitable for pool linings in non-freezing climates only.
** Wall tile suitable for wall use only.
† When ordered with abrasive content (12" x 12" only).





Test Results


Floor	ASTM#	Result
Water Absorption	C373	<3.0%
Breaking Strength	C648	>250 lbs
Scratch Hardness	MOH's	8
Chemical Resistance	C650	Resistant
Coefficient of Friction	C1028	Wet: ≥0.50** Dry: ≥0.75

Abrasion Resistance ISO 10545-7











	4]5200, 5202, 5203 5207 & 5208
	3]5201

Abrasion Resistance Application Classifications ISO 10545-7:

 Light Residential	 Heavy Residential
 Light Commercial	 Heavy Commercial

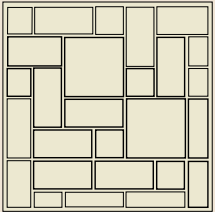
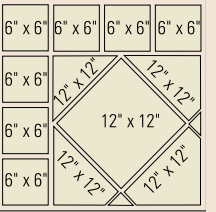
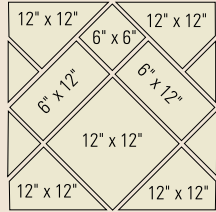
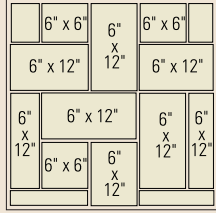
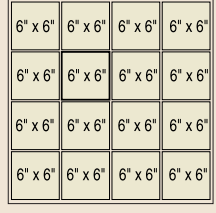
 ** Complies with ADA recommendations for accessible routes when ordered with abrasive content (12" x 12" only).
Standing water and other contaminants create slippery conditions for any hard surface floor material. To avoid injuries, floor applications with exposure to these conditions require extra caution in product selection and proper maintenance. Not for use on ramps. Manufactured in accordance with ANSI A137.1 standards.

Trim

Type	Number	Size
Bullnose		
	P-4669	6" x 6"
	P-4612	6" x 12"
	PC-4669	6" x 6"
	P-43C9	3" x 12"
	S-4389*	3" x 8"
	SN-4389*	3" x 3"
Quarter Round		
	A-108	1" x 8"
	UC-108	1" x 1"
Counter/Chair Rail		
	26CRN	2" x 6"
	22CRC	2" x 2"

* Colors 5200, 5202, 5207 and 5208 only.
Maintenance: Routine maintenance will keep your tile looking new for years to come. Under normal situations, the tile can be cleaned using clear water with a neutral tile cleaner. *Always* follow-up with a rinse of clear water. No waxes or sealers are recommended for this product.

Creative
D E S I G N I D E A S

Floor	 Vectored Pattern	 Diamond Pattern with Border	 Windmill Pattern	 Diamond Pattern with Decorative Border
Wall	 Grid Pattern with Accent Strip and Counter Rail	 Brickwork Pattern	 Mini-Grid Pattern	 Checkerboard Pattern with Accents

