



Brushed Stainless Steel SS50  
4" x 4" Field Tile



Oxidized Copper SS51\*  
4" x 4" Field Tile

All sizes available in both colors.  
(Shown in Brushed Stainless Steel.)



1" x 10" Liner



1" x 1" Mosaic



2" x 2" Mosaic



Random Mosaic  
(3/4" x 3/4" and 3/4" x 2-1/2")



Square Combination Mosaic  
(1" x 1" and 1-1/2" x 1-1/2")



Small Basketweave Mosaic  
(1" x 1" and 1" x 2")



Large Basketweave Mosaic  
(1" x 1" and 1" x 4")













1" x 1" Hexagon Mosaic



3/4" x 3/4" Penny Round Mosaic

\*Oxidized Copper is made-to-order.  
Longer lead times apply.

**Sizes**

	Nominal	Sq. Ft. per carton	Pieces per carton
 4" x 4" Field Tile	(Nominal 3-15/16" x 3-15/16") (Nominal 10.0 cm x 10.0 cm)	N/A	N/A
 2" x 2" Mosaic	(Nominal 1-15/16" x 1-15/16") (Nominal 5.0 cm x 5.0 cm)	6	6
 1" x 1" Mosaic	(Nominal 1-3/16" x 1-3/16") (Nominal 3.0 cm x 3.0 cm)	6	6
 1" x 1" Hexagon Mosaic	(Nominal 1-13/16" x 1-13/16") (Nominal 3.0 cm x 3.0 cm)	6	6
 1" x 1" and 1" x 4" Large Basketweave Mosaic	(Nominal 1-3/16" x 1-3/16" and 1-3/16" x 3-13/16") (Nominal 3.0 cm x 3.0 cm and 3.0 cm x 9.7 cm)	6	6
 1" x 1" and 1" x 2" Small Basketweave Mosaic	(Nominal 7/8" x 7/8" and 7/8" x 2-3/8") (Nominal 2.2 cm x 2.2 cm and 2.2 cm x 6.0 cm)	6	6
 1" x 1" and 1-1/2" x 1-1/2" Square Combination Mosaic	(Nominal 7/8" x 7/8" and 1-7/8" x 1-7/8") (Nominal 2.3 cm x 2.3 cm and 4.8 cm x 4.8 cm)	6	6
 3/4" x 3/4" and 3/4" x 2-1/2" Random Mosaic	(Nominal 3/4" x 3/4" and 3/4" x 2-1/2") (Nominal 2.0 cm x 2.0 cm and 2.0 cm x 6.4 cm)	6	6
 3/4" x 3/4" Pennyrounds Mosaic	(Nominal 3/4" x 3/4") (Nominal 2.0 cm x 2.0 cm)	6	6
 1" x 10" Liner	(Nominal 1-3/16" x 9-13/16") (Nominal 3.0 cm x 25.0 cm)	N/A	6

**Application**

	Residential	Light Commercial	Commercial	Commercial Exteriors
Floors				
Walls/Backsplashes	◆	◆	◆	
Countertops				
Pool Decking				
Pool Linings				
Not suitable for exterior use.				

**Installation**

Thickness	Grout Joint Recommendation	Shade Variation
3/8"	1/16"	Oxidized Copper: ◆ High (V3) Brushed Stainless Steel: ◆ Low (VI)

For additional information refer to "Factors to Consider" at: [www.daltile.com/CommercialFactors](http://www.daltile.com/CommercialFactors)

Water, oil, grease etc. create slippery conditions. Floor applications with exposure to these conditions require extra caution in product selection. Not for use on ramps.

**Notes**

Tiles can be cleaned using warm water and a cloth. To prevent spots dry with a cloth. Wipe in the direction of the polish lines. For deeper cleaning, a mild detergent or glass cleaner can be used. Do not use abrasive cleaners or abrasive sponges.

Metallica can be cut using a standard tile wet-saw. Tiles should be cut with the metal side up. They cannot be cut with tile cutters that are made to score and break the tiles. Once the tile is cut, the marble bisque is going to be visible from the side. Unsanded grout is recommended to avoid scratches.