


Shelton, Mindel & Associates design



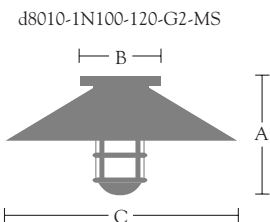

See also:



d5010



d1010



A B C
d8010: 8 1/4" 5" 14"
d8012: 8 1/2" 5" 17"

Item #	Lamping	Voltage	Fixture Finish	Options	Sp. Orders
<input type="text"/>	<input type="text"/>	<input type="text"/>	<input type="text"/>	<input type="text"/>	<input type="text"/>

Work space for submittals

How to specify

Example from illustration at left

d8010	-1N100	-120	-MG	-RG-PS	<input type="text"/>
--------------	---------------	-------------	------------	---------------	----------------------

Item Number

d8010
d8012

SOFT INDUSTRIAL ceiling fixture
SOFT INDUSTRIAL ceiling fixture - Large
Shelton, Mindel & Associates design

Construction

Cast aluminum grill and fittings. Clear glass enclosure.
5" diam. x 1/2" deep canopy. (Fluorescent versions enclose ballast in 5" diam. x 2" deep canopy.) For standard ceiling junction box mounting. UL listed, cUL certified for dry locations.

Lamping / Wattage

*Fixtures supplied less lamps.
Lamps may be ordered from d'ac.*

1N100
1N200*
1FM13
1F13
1F18
1F26
1F32
1F42*
1M70*
1M100*
1M150*

Incandescent, one 100 W, medium base, A type
Incandescent, one 200 W, medium base, A type
Fluorescent, one 13 W quad, 2 pin, electromagnetic NPF ballast
Fluorescent, one 13 W quad, 4 pin, electronic HPF ballast
Fluorescent, one 18 W quad, 4 pin, electronic HPF ballast
Fluorescent, one 26 W triple tube, 4 pin, electronic HPF ballast
Fluorescent, one 32 W triple tube, 4 pin, electronic HPF ballast
Fluorescent, one 42 W triple tube, 4 pin, electronic HPF ballast
Metal Halide†, one 70 W, medium base, ED-17 type
Metal Halide†, one 100 W, medium base, ED-17 type
Metal Halide†, one 150 W, medium base, ED-17 type

**Available on d8012 only*

†remote "F-can" magnetic type metal halide ballast not to exceed 10 feet from lamp

Voltage

120 120V **277** 277V

Fixture Finishes

See Page d9000 for color renderings

AL Brushed Aluminum	Baked Enamel Finishes:	
WH White Gloss	G1 Light Grey	G2 Medium Grey
MG Metallic Grey	AN Metallic Anthracite	BG Black Gloss
MB Matte Black	BC Black Crinkle	CU Metallic Copper
BZ Metallic Bronze	T1 Light Tan	T2 Medium Tan
GM Metallic Green	SF Seafoam	BL Metallic Blue
RD Metallic Red	RB Bright Red	MP Magenta Pink
YL Bright Yellow	SCF Special Finish—must supply paint chip	

Options

RG Ribbed Glass enclosure **PS** Perforated metal Sleeve **MS** Metal Shade
WET Wet location UL/cUL listed
SCF Special/Custom Finish - customer must supply paint chip
ELTRN Remote electronic metal halide ballast, 120 V (70 W & 100 W only)
Not to exceed 12 feet from lamp

Special Orders

For modifications to dimensions, electrical requirements and other special orders, please contact your d'ac representative.