




**VS PRODUCT INFORMATION**  
**Learning Studio**





## VS General Information

VS America Inc. of Charlotte, North Carolina offers a complete palette of furniture and furnishings for educational environments. One of the world's leading educational furniture manufacturers, VS was founded in Germany over a century ago. Since then, it has made significant contributions to the design and development of educational furniture. VS products are designed to cater for the students' needs. Its design includes ergonomics, use of high quality and environmentally friendly materials and visual design.

VS focuses on providing ergonomic furniture: chairs, like the PantoSwing and the PantoMove, and tables that are equipped with inclinable work surfaces and height adjustability. At VS, our philosophy is that educational furniture should ergonomically support the total learning environment. We design it to accommodate a student's need for flexible movement versus rigid sitting which studies show could hinder learning.

Thanks to its long experience, VS comes up with products that stand out on account of their solidity and high resistance to wear, like the LIGNOdur top which is so robust that it is virtually impossible to damage.

Significant criteria in the development of VS furniture are not only the fulfillment of the highest quality and ergonomic requirements but also the consideration of environmental aspects. From the choice of raw-material to the processing technology and right through to the packing and delivery of the furniture, VS always thinks "green". Solar cells placed on top of the roofs of the modern production facilities in Germany as well as a water collecting basin manifest the conscious use of resources.


[www.vs-furniture.com](http://www.vs-furniture.com)

### Table of Contents

Student Chairs .....	7
Tablet Arm Chairs .....	15
Teacher Chairs.....	19
Stools.....	25
Fixed Height Student Desks.....	37
Height-Adjustable Student Desks.....	45
Teacher's Workstations.....	53
Group Tables.....	63



## Ergonomics



Seat shell sizes (w, d): XS (12-5/8", 11"); M (14-5/8", 14-1/4"); L (17", 16-1/2"); XL (17-7/8", 17-3/4")

## Quality

VS is committed to providing products of the highest quality. The company not only operates internally with the highest standards, but also subjects itself to independent tests of quality, safety and environmentally friendly production. We therefore work with independent test institutes to ensure that we comply at all times with environment and quality standards with regard to products and production processes.

VS has established a process-oriented quality management system based on the standard **ISO 9001:2008**. This system ensures that the internal company processes are consistently geared towards absolute quality assurance.

High standards in all operational sequences are laid down with binding effect in a quality assurance handbook in order to optimize internal company processes relating for instance to production, service quality and customer satisfaction.

Size	Student height	Color code	Chair Height	Table Height	Seat Shell
2	3'5"-4'	violet	12 1/4"	20 1/2"	XS
3	3'9"-4'7"	yellow	13 3/4"	22 7/8"	XS
4	4'4"-5'2"	red	15"	25 1/4"	M
5	4'8"-5'8"	green	17"	27 5/8"	M (COMFORT L)
6	5'2"-6'2"	blue	18 1/8"	30"	L (COMFORT XL)
7	5'7"-6'8"	white	20 1/8"	32 3/8"	XL

Seat shell sizes (w, d): XS (12-5/8", 11"); M (14-5/8", 14 1/4"); L (17", 16-1/2"); XL (17 7/8", 17-3/4")




- i. PantoSwing-LuPo
- ii. Compass-Lupo
- iii. PantoMove-Lupo
- iv. LuPoGlide
- v. PantoSwing-VF
- vi. Compass-VF
- vii. PantoMove-VF
- viii. BasicGlide

## Student Chairs



Other models illustrated on this page:  
Series 600 cupboard, LiteTable, Uno-M desk



## PantoSwing-LuPo Forward-flexing cantilever chair.

**Frame** made from bent, powder-coated or chrome-plated round steel tubing. For sizes 4-7 with extra sturdy cross-strut between the skids.

**Frame sizes** as per DIN EN 1729.

**Seat shell** of double-walled textured polypropylene (LuPo) for comfortable sitting with air-cushion effect. Concealed seat attachments and grip hole.

**Features and options.** Glides for hard and soft floors or universal glides (2K).

**Please note:** The PantoSwing-LuPo cannot be combined with the Duo-C 2451 school table.

**Following materials are available:** Frame = M1,2,7; Seat/Backrest = C1,2.

PantoSwing	LuPo	DIN EN	Seat w	31400
		DIN EN		
		2 = 12 <sup>1</sup> / <sub>4</sub>	12 <sup>5</sup> / <sub>8</sub>	
		3 = 13 <sup>3</sup> / <sub>4</sub>	12 <sup>5</sup> / <sub>8</sub>	
		4 = 15	14 <sup>5</sup> / <sub>8</sub>	
		5 = 17	14 <sup>5</sup> / <sub>8</sub>	
		6 = 18 <sup>1</sup> / <sub>8</sub>	17	
		7 = 20 <sup>1</sup> / <sub>8</sub>	17 <sup>7</sup> / <sub>8</sub>	



## Compass-LuPo Four-legged chair.

**Frame** of bent and welded, powder-coated or chrome-plated round steel tube.

**Seating sizes** as per DIN ISO 1729.

**Seat shell** made of double-walled, structured polypropylene (LuPo) for comfortable sitting with air-cushion effect. With concealed seat fixture and handle hole.

**Equipment and options.** Glide elements for hard and soft floors or 2C universal glide elements.

**Following materials are available:** Frame = M1,2,7; Seat/Backrest = C1,2.

Compass	LuPo	DIN EN	Seat w	31300
		DIN EN		
		2 = 12 <sup>1</sup> / <sub>4</sub>	12 <sup>5</sup> / <sub>8</sub>	
		3 = 13 <sup>3</sup> / <sub>4</sub>	12 <sup>5</sup> / <sub>8</sub>	
		4 = 15	14 <sup>5</sup> / <sub>8</sub>	
		5 = 17	14 <sup>5</sup> / <sub>8</sub>	
		6 = 18 <sup>1</sup> / <sub>8</sub>	17	
		7 = 20 <sup>1</sup> / <sub>8</sub>	17 <sup>7</sup> / <sub>8</sub>	



Other models illustrated on this page:  
Ergo-III desk, Series 80000 cabinets

### PantoMove-LuPo Five-star foot chair.

**Frame** consists of aluminium five-star foot and gas spring with plastic cover. All models are adjustable in height.  
**Frame sizes** as per DIN ISO 5970 and CEN.  
**Seat shell** of double-walled textured polypropylene (LuPo) for comfortable sitting with air-cushion effect. Concealed seat attachments and grip hole.  
**Features and options.** Glide elements or castors for hard or soft floors or 2C universal glide elements. Optionally with foot ring or with particularly ergonomic 3D rocker mechanism with soft or damped sideways tilting.  
**Following materials are available:** Frame = M1,2; Seat/Backrest = C1,2.

		ISO/CEN	Seat w		
		4 = 15	● 14 <sup>3</sup> / <sub>8</sub>		
		5 = 17	● 14 <sup>5</sup> / <sub>8</sub>		
		6 = 18 <sup>1</sup> / <sub>8</sub>	● 17		
		When fitted with castors, the height increases by 1 <sup>1</sup> / <sub>4</sub> ".			
PantoMove	LuPo / Fix			31501	
	LuPo / Lift				31505
					31506
		ISO/CEN		4-5-6	
		h		13 <sup>3</sup> / <sub>8</sub> -16 <sup>3</sup> / <sub>4</sub>	16 <sup>5</sup> / <sub>8</sub> -20 <sup>1</sup> / <sub>2</sub>

### LuPoGlide Skid-chair.



**Frame** of welded U-shaped skid and seat support, of powder-coated oval steel tube. Pickapack fitting for storage on table top. Model XL with extra wide seat.  
**Frame sizes** as per DIN ISO 5970 and CEN.  
**Seat and backrest** of double-walled textured polypropylene for comfortable sitting with air-cushion effect. Back with grip.  
**Features and options.** Glides for hard and soft floors or universal glides (2K). For maximum number stackable (ST) see table.  
**Accessories.** Stacking wagon Model 3414 for 2 stacks and stacking trolley Model 3415 for 1 stack of chairs sizes 5 / 6.  
**Following materials are available:** Frame = M1,2,7; Seat/Backrest = C1.

		ISO/CEN	Seat w	Seat w			
			Standard	XL			
		2 = 11 <sup>13</sup> / <sub>16</sub>	● 13	--			
		3 = 13 <sup>3</sup> / <sub>8</sub>	● 13	--			
		4 = 15	● 13	--			
		5 = 16 <sup>9</sup> / <sub>16</sub>	● 14 <sup>9</sup> / <sub>16</sub>	--			
		6 = 18 <sup>1</sup> / <sub>8</sub>	● 14 <sup>9</sup> / <sub>16</sub>	16 <sup>9</sup> / <sub>16</sub>			
		7 = 19 <sup>11</sup> / <sub>16</sub>	--	16 <sup>5</sup> / <sub>16</sub>			
LuPoGlide	Standard				3430		
	XL					3434	
		ISO/CEN			2-3-4-5-6	6-7	
		ST			10		2x 10 size 5/6 only



### PantoSwing-VF Forward-flexing cantilever chair.

**Frame** of one-piece bent powder-coated or chrome-plated round steel tube. With extra stable cross member between the skids.  
**Frame sizes** as per DIN EN 1729.  
**Seat shell** made from beech plywood (VF) with anti-slip paint and invisible seat mounting.  
**Features and options.** Glides for hard and soft floors or universal glides (2K).  
**Please note:** The PantoSwing-LuPo cannot be combined with the Duo-C 2451 school table.  
**Following materials are available:** Frame = M1,2,7; Seat/Backrest = H1,2; Upholstery = S16,17,22-26,28-31,36,37.

		DIN EN	Seat w		
		2 = 12 <sup>1</sup> / <sub>4</sub>	● 12 <sup>5</sup> / <sub>8</sub>		
		3 = 13 <sup>3</sup> / <sub>4</sub>	● 12 <sup>7</sup> / <sub>8</sub>		
		4 = 15	● 14 <sup>1</sup> / <sub>8</sub>		
		5 = 17	● 14 <sup>3</sup> / <sub>8</sub>		
		6 = 18 <sup>1</sup> / <sub>8</sub>	● 17		
		7 = 20 <sup>1</sup> / <sub>8</sub>	● 17 <sup>1</sup> / <sub>8</sub>		
PantoSwing	VF				
		DIN EN			
				2-3	31420 4-5-6-7



Other models illustrated on this page:  
LiteTable

## Compass-VF Four-legged chair.

**Frame** of curved and welded, powder-coated or chrome-plated round steel tube.

**Seating sizes** according to DIN EN 1729.

**Seat shell** Seat shell made from beech plywood (VF) with anti-slip paint and invisible seat mounting.

**Equipment and options.** Glide elements for hard or soft floors or 2C universal glide elements. Maximum stacking quantity, see table.

**Accessory.** Model 31198 stacking barrow for 1 stack of seating size 6 chairs (46 cm).

**Following materials are available:** Frame = M1,2,7; Seat/Backrest = H1,2; Upholstery = S16,17,22-26,28-31,36,37.

		DIN EN	Seat w		
		2 = 12 1/4	● 12 5/8		
		3 = 13 3/4	● 12 5/8		
		4 = 15	● 14 5/8		
		5 = 17	● 14 5/8		
		6 = 18 1/8	● 17		
		7 = 20 1/8	● 17 1/8		
Compass	VF				31320
		DIN EN			2-3-4-5-6-7
		ST			10

## PantoMove-VF Five-star foot chair.



**Frame** consists of aluminium five-star foot and gas spring with plastic cover. Model Fix has fixed seat height whereas Lift is adjustable in height.

**Frame sizes** as per DIN ISO 5970 and CEN.

**Seat shell** of beech plywood with anti-slip coating, with visible seat mounting and with handle hole.

**Features and options.** Glide elements or castors for hard or soft floors or 2C universal glide elements. Optionally with foot ring or with particularly ergonomic 3D rocker mechanism with soft or damped sideways tilting.

**Following materials are available:** Frame = M1,2; Seat/Backrest = H1,2; Upholstery = S16,17,22-26,28-31,36,37.

		ISO/CEN	Seat w						
		4 = 15	● 14 5/8						
		5 = 17	● 14 5/8						
		6 = 18 1/8	● 17						
		When fitted with castors, the height increases by 1 1/4".							
PantoMove	VF / Fix					31521			
	VF / Lift						31525	31526	
		ISO/CEN				4-5-6			
		h					13-17 5/16	16 9/16-20 1/2	

## BasicGlide Skid-chair.



**Frame** of welded U-shaped skid and seat support, of powder-coated oval steel tube. Pickapack fitting for storage on table top. Model XL with extra wide seat.

**Frame sizes** as per DIN ISO 5970 and CEN.

**Seat and backrest** of beech plywood with visible seat attachments. Optional with firm upholstery on one side.

**Features and options.** Glides for hard and soft floors or universal glides (2K). For maximum number stackable (ST) see table. Accessories. Stacking wagon Model 3414 for 2 stacks and stacking trolley Model 3415 for 1 stack of chairs sizes 5 and 6.

**Following materials are available:** Frame = M1,2,7; Seat/Backrest = H1,2; Upholstery = S16,17,22-26,28-31,36,37.

		ISO/CEN	Seat w	Seat w					
		2 = 11 7/8	● 12 1/4	--					
		3 = 13 3/8	● 13 3/4	--					
		4 = 15	● 13 3/4	--					
		5 = 16 1/2	● 15 3/8	--					
		6 = 18 1/8	● 15 3/8	17					
		7 = 19 3/4	● --	17					
BasicGlide	Standard					3402			
	XL						3405	3406	
		ISO/CEN				2-3-4-5-6		6-7	
		ST					10		



- i. Compass-Lupo
- ii. Compass-VF
- iii. WD-39

## Tablet Arm Chairs





### Compass-LuPo Four-legged chair.

**Frame** made from welded, powder-coated or chrome-plated round steel tube. Optionally as a chair with arms with plastic covering, as a chair with row connector or as a chair with writing and laptop surface.

**Seating sizes** as per DIN ISO 1729.

**Seat shell** made of double-walled, structured polypropylene (LuPo) for comfortable sitting with air-cushion effect. With concealed seat fixture and handle hole.

**Equipment and options.** Glide elements for hard and soft floors.

**Following materials are available:** Frame = M1,2,7; Seat/Backrest = C1,2.

			
<b>Compass</b>	LuPo		<b>31305</b>
		Seat w-h-d	17 <sup>3</sup> / <sub>8</sub> x 18 <sup>1</sup> / <sub>8</sub> x 18 <sup>1</sup> / <sub>2</sub>
		Total w-h-d	23 <sup>3</sup> / <sub>8</sub> x 33 <sup>1</sup> / <sub>2</sub> x 31 <sup>3</sup> / <sub>4</sub>
		Armrest h	25 <sup>5</sup> / <sub>8</sub>

### Compass-VF Four-legged chair.

**Frame** of bent and welded, powder-coated or chrome-plated round steel tube. Optionally with row connector (RV).

**Seat shell** made of beech plywood (VF) with anti-slip paint. Optionally with rigidly padded seat surface or rigidly padded all over.

**Equipment and options.** Glide elements for hard and soft floors or 2C universal glide elements. For maximum stacking quantity (ST), see table.

**Following materials are available:** Frame = M1,2,7; Seat/Backrest = H1,2; Upholstery = S16,17,22-26,28-31,36,37.

		Upholstery: Seat 5/8 in. Backrest 5/8 in.			
<b>Compass</b>	VF		<b>31325</b>	<b>31326</b>	<b>31327</b>
		Seat w-h-d	17 <sup>3</sup> / <sub>8</sub> x 18 <sup>1</sup> / <sub>8</sub> x 17 <sup>3</sup> / <sub>8</sub>	17 <sup>3</sup> / <sub>8</sub> x 18 <sup>1</sup> / <sub>2</sub> x 17 <sup>3</sup> / <sub>8</sub>	
		Total w-h-d		23 <sup>3</sup> / <sub>8</sub> x 33 <sup>1</sup> / <sub>2</sub> x 31 <sup>3</sup> / <sub>8</sub>	
		Armrest h		25 <sup>5</sup> / <sub>8</sub>	



### WD-39 Four-legged chair.

**Frame** of welded, powder-coated or chrome-plated round steel tube. Chairs, chairs with solid beech armrests or chairs with beech plywood writing tablet (left or right) available.

**Seat and backrest** of beech plywood with visible seat attachments. Optionally with firm upholstery on one side.

**Features and options.** Glide elements for hard or soft floors. Optionally with fixed or removable and fixed (**Type-A**) or folding writing tablet (**Type-B**) (left or right).

**Following materials are available:** Frame = M1,2,7; Seat/Backrest = H1,2; Upholstery = S16,17,22-26,28-31,36,37.

		Stacking wagon 3834 Stacking trolley 3835	Upholstery: Seat and backrest 5/8 in.			
<b>WD-39</b>				<b>3950</b>	<b>3951</b>	<b>3952</b>
		Seat w-h-d		16 <sup>1</sup> / <sub>8</sub> x 18 <sup>1</sup> / <sub>2</sub> x 18 <sup>1</sup> / <sub>8</sub>	16 <sup>1</sup> / <sub>8</sub> x 18 <sup>1</sup> / <sub>2</sub> x 18 <sup>1</sup> / <sub>8</sub>	
		Total w-h-d		22 <sup>1</sup> / <sub>2</sub> x 32 <sup>3</sup> / <sub>8</sub> x 27 <sup>1</sup> / <sub>2</sub>		
		Armrest h		28 <sup>1</sup> / <sub>8</sub>		
		Typ A(B) w-d		A 9 <sup>1</sup> / <sub>4</sub> x 21 <sup>1</sup> / <sub>2</sub> (B 10 <sup>1</sup> / <sub>4</sub> x 14 <sup>1</sup> / <sub>4</sub> )		



- i. PantoMove-LuPo
- ii. PantoMove-VF
- iii. PantMove-KiGa-LuPo
- iv. PantoMove-KiGa-VF

## Teacher Chairs



### PantoMove-LuPo Five-star foot chair.

**Frame** consists of aluminium five-star foot and gas spring with plastic cover. Chairs and armchairs are available.  
**Seat shell** of double-walled textured polypropylene (LuPo) for comfortable sitting with air-cushion effect. The shell is manufactured with concealed seat attachments.  
**Features and options.** Glides for hard and soft floors or universal glides (2K). Stepless gas-spring height adjustment. Optional particularly ergonomic 3-D rocking mechanism.  
**Following materials are available:** Frame = M1,2; Seat/Backrest = C1,2.

		When fitted with castors, the height increases by 1 1/4".		
<b>PantoMove</b>	<b>LuPo/Lift</b>		<b>31510</b>	<b>31511</b>
		Seat w-h-d	17 <sup>3</sup> / <sub>4</sub> x 16 <sup>1</sup> / <sub>2</sub> x 20 <sup>3</sup> / <sub>8</sub>	18 <sup>1</sup> / <sub>2</sub>
		Total w-h-d	23 <sup>1</sup> / <sub>2</sub> x 32 <sup>1</sup> / <sub>4</sub> x 36 <sup>1</sup> / <sub>4</sub>	23 <sup>1</sup> / <sub>2</sub> x 32 <sup>1</sup> / <sub>4</sub> x 36 <sup>1</sup> / <sub>4</sub>
		Armrest h		24 <sup>1</sup> / <sub>4</sub> x 28 <sup>1</sup> / <sub>8</sub>









Other models illustrated on this page:  
 Network, Spaces discretion element, HomeBox

### PantoMove-VF Five-star foot chair.



**Frame** consists of aluminium five-star foot and gas spring with plastic cover.  
**Seat shell** of beech plywood with anti-slip varnish and visible seat attachments. Optional firm all-round upholstery.  
**Features and options.** Glides for hard and soft floors or universal glides (2K). Stepless gas-spring height adjustment. Optional particularly ergonomic 3-D rocking mechanism.  
**Following materials are available:** Frame = M1,2; Seat/Backrest = H1,2; Upholstery = S16,17,22-26,28-31,36,37.

		When fitted with castors, the height increases by 1 1/4 in.						
<b>PantoMove</b>	<b>VF/Lift</b>		<b>31540</b>	<b>31541</b>	<b>31542</b>	<b>31545</b>	<b>31546</b>	<b>31547</b>
		Upholstery: Seat 5/8 in. Backrest 3/8 in.						
		Seat w-h-d	17 <sup>3</sup> / <sub>4</sub> x 16 <sup>3</sup> / <sub>8</sub> x 20 <sup>3</sup> / <sub>8</sub>	17 <sup>3</sup> / <sub>4</sub> x 16 <sup>3</sup> / <sub>8</sub> x 21 <sup>1</sup> / <sub>16</sub>	17 <sup>3</sup> / <sub>4</sub> x 16 <sup>3</sup> / <sub>8</sub> x 21 <sup>1</sup> / <sub>16</sub>	17 <sup>3</sup> / <sub>4</sub> x 16 <sup>3</sup> / <sub>8</sub> x 20 <sup>3</sup> / <sub>8</sub>	17 <sup>3</sup> / <sub>4</sub> x 16 <sup>3</sup> / <sub>8</sub> x 21 <sup>1</sup> / <sub>16</sub>	17 <sup>3</sup> / <sub>4</sub> x 16 <sup>3</sup> / <sub>8</sub> x 21 <sup>1</sup> / <sub>16</sub>
		Total w-h-d				23 <sup>1</sup> / <sub>2</sub> x 13 <sup>3</sup> / <sub>4</sub> x 36 <sup>2</sup> / <sub>3</sub>		
		Armrest h					24 <sup>1</sup> / <sub>2</sub> x 28 <sup>3</sup> / <sub>4</sub>	



Other models illustrated on this page:  
LiteTable, PantoSwing, Series 600 cupboard

## PantoMove-LuPo Star-foot chair for nursery school teachers.



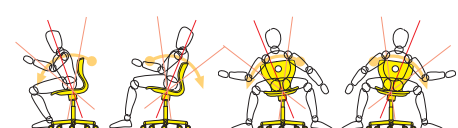

**Frame** comprising an aluminium star foot and a plastic-covered gas-filled telescopic strut. All models with height adjustment.

**Seating size** optimized for nursery school teachers. Seat height can be set extra low for working at the eye level of children.

**Seat shell** made of double-walled, structured polypropylene (LuPo) for comfortable sitting with air-cushion effect. With concealed seat fixture and handle hole.

**Equipment and options.** Glide elements or castors for hard or soft floors or 2C universal glide elements. Optionally with particularly ergonomic 3D rocking mechanism with soft or damped sideways tilting.

**Following materials are available:** Frame = M1,2; Seat/Backrest = C1,2.

		When fitted with castors, the height increases by 1 1/4".		
PantoMoveKiga	LuPo / Lift			<b>31508</b>
		h		13 3/8-16 3/4
		Seat w		17



## PantoMove-VF Star-foot chair for nursery school teachers.

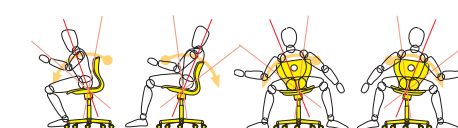



**Frame** comprising an aluminium star foot and a plastic-covered gas-filled telescopic strut.

**Seating size** optimized for nursery school teachers. Seat height can be set extra low for working at the eye level of children.

**Seat shell** made of beech plywood with anti-skid paint, with seat fixture and with handle hole.

**Equipment and options.** Glide elements or castors for hard or soft floors or 2C universal glide elements. Optionally with particularly ergonomic 3D rocking mechanism with soft or damped sideways tilting.

**Following materials are available:** Frame = M1,2; Seat/Backrest = H1,2; Upholstery = S16,17,22-26,28-31,36,37.

		When fitted with castors, the height increases by 1 1/4 in.				
PantoMoveKiga	VF / Lift			<b>31530</b>	<b>31531</b>	<b>31532</b>
		h		13 3/8-16 3/4		
		Seat w		17		



- i. Hokki
- ii. LuPoStool
- iii. PantoMove-LuPo Plus
- iv. PantoMove-VF Plus
- v. Rondo-Fix/Lift
- vi. Solo
- vii. TH-35

## Stools





Other models illustrated on this page:  
Puzzle table

## Hokki Stool.

**Stool** made from sturdy, durable and extremely scratch-resistant polypropylene, fully recyclable. Slight seat recess, filled with soft plastic foam for comfort.

Thermoplastic base padding screwed to the polypropylene body.

**Function:** Facilitates free mobility under controlled conditions thanks to rounded set-down surfaces which stimulate the full apparatus of movement. Easy to carry thanks to ergonomic, wave-shaped seat edge for gripping which also prevents the stool from rolling off. The stool is easy to transport and can be stacked with others to save space.

**The following materials are available to choose from:** Stool = Black Grey, C2.

			
<b>Hokki</b>			<b>03825</b>
	h		20 <sup>1</sup> / <sub>8</sub>
	Seat w		11 <sup>7</sup> / <sub>8</sub>



## LuPoStool Skid-stool.

**Frame** of welded U-shaped skid and seat support of chrome-plated oval steel tube. Pickup fitting for storage on table top. Smallest model without, middle and larger models with foot-rest.







**Frame sizes** in 3 fixed heights.

**Seat** of double-walled textured polypropylene for comfortable sitting with air-cushion effect.

**Features and options.** Glides for hard and soft floors or universal glides (2K). For maximum number stackable (ST) see table.

**Accessories.** Stacking wagon Model 3414 for 2 stacks and stacking trolley Model 3415 for 1 stack of chairs sizes 5 / 6.

**Following materials are available:** Frame = M1,2,7; Seat/Backrest = C1.

								
<b>LuPoStool</b>			<b>3428</b>			<b>3429</b>		
	h		18 <sup>1</sup> / <sub>8</sub>	22	24	18 <sup>1</sup> / <sub>8</sub>	22	24
	ST		6	3		6	3	
	Seat w		14 <sup>1</sup> / <sub>2</sub>					



Other models illustrated on this page:  
RondoLift, Series 600 storage, Infoterminal



### PantoMove-LuPo Plus Five-star foot chair.

**Frame** comprising an aluminium star foot, a plastic-covered gas-filled telescopic strut and an adjustable foot ring with black anti-slip coating. All models with height adjustment and swivel facility.

**Seating sizes** for raised sitting/stand-at workstations.

**Seat shell** made of double-walled, structured polypropylene (LuPo) for comfortable sitting with air-cushion effect. With concealed seat fixture and handle hole.

**Equipment and options.** Glide elements, 2C universal glide elements or castors braked under load for hard or soft floors. With foot ring and particularly ergonomic 3D rocking mechanism, i.e. with soft or damped sideways tilting.

**Following materials are available:** Frame = M1,2; Seat/Backrest = C1,2.

		When fitted with castors, the height increases by 1 1/4".	
PantoMove	LuPo / Lift		<b>31507</b>
	h		19 1/4-27 1/8
	Seat w		17



### PantoMove-LuPo Plus Large Five-star foot chair with XL seat shell.

**Frame** consists of aluminium five-star foot and gas spring with plastic cover and an adjustable foot ring with black anti-slip coating. All models can be height adjusted and swivelled.

**Frame sizes** for higher sitting and standing workplaces.

**Seat shell** of double-walled textured polypropylene (LuPo) for comfortable sitting with air-cushion effect. Concealed seat attachments and grip hole.

**Features and options.** Glides for hard and soft floors or universal glides (2K).

**Following materials are available:** Frame = M1,2; Seat/Backrest = C1,2.

		When fitted with castors, the height increases by 1 1/4".	
PantoMove	LuPo / Lift		<b>31512</b>
	Seat w-h-d		17 3/4-19 1/4-27 1/8-18 1/2
	Total w-h-d		23 1/2-35-43-23 1/2



Other models illustrated on this page:  
RondoLift, Series 2000 Type F.



### PantoMove-VF Plus Five-star foot chair.


**Frame** consisting of an aluminium star foot and a gas spring with plastic cover and an adjustable foot ring with black anti-slip coating. All models can be height-adjusted and swivelled.

**Frame sizes** for higher sitting and standing workplaces.

**Seat shell** of beech plywood with anti-slip varnish and visible seat attachments.

**Features and options.** Glides for hard and soft floors or universal glides (2K). Stepless gas-spring height adjustment. Optional particularly ergonomic 3-D rocking mechanism.

**Following materials are available:** Frame = M1,2; Seat/Backrest = H1,2; Upholstery = S16,17,22-26,28-31,36,37 (Models 31551 and 31552 only).

		When fitted with castors, the height increases by 1 1/4 in.					
		Upholstery: Seat 5/8 in. Backrest 3/8 in.					
<b>PantoMove</b>	<b>VF / Lift</b>						
				<b>31527</b>	<b>31550</b>	<b>31551</b>	<b>31552</b>
		h		18 1/2-26 3/8		18 7/8-26 3/4	
		Seat w		17		17 3/4	

## Rondo Four-legged stool, stool with five-star foot.

### Rondo-Fix.

Frame of welded, powder-coated round steel tube.

Frame sizes in 3 fixed heights.

Seat of beech plywood with concealed seat attachments.

Features and options. Glides for hard and soft floors. For maximum number stackable (ST) see table.

### Rondo-Lift.

Frame consists of aluminium 5-star foot and a gas-spring with plastic cover.

Frame sizes adjustable in height.

Seat of beech plywood with concealed seat attachments.

Features and options. Glides and castors for hard and soft floors. Can be swivelled.

Following materials are available: Frame = M1,2 and M7 only for Rondo-Fix; Seat/Backrest = H1,2.

		When fitted with castors, the height increases by 1 1/4".						
Rondo	Fix			3827	3828	3829		
	Lift						3822	
		h		18 1/8	19 1/8	21 1/8	16 1/2-20 1/2	
		ST			5 7/8			
		Seat w			13 3/4			



## Solo Four-legged stool as seat and stand-at seat.

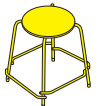
Frame of welded, powder-coated round steel tube with 4 cross-members positioned at different heights for use as footrests for school children of varying size.

Stool heights fixed.

Seat of beech plywood with concealed seat fixings.

Features and options. Plastic glides.

Following materials are available: Frame = M1,2; Seat/Backrest = H1,2.

					
Solo					03826
		h			20
		ST			5
		Seat w			13 3/4





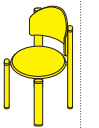
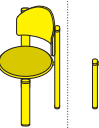
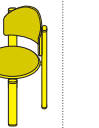
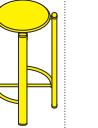
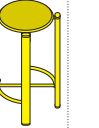
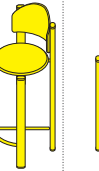
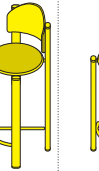
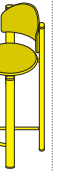
## TH-35 Four-legged chair and stool.

Frame of welded, powder-coated oval steel tube. There are chairs, stools and bar-stools available.

Seat shell of beech plywood with visible backrest attachments. Optional firm single-sided upholstery. Cover fixed or removable.

Features and options. Glides for hard or soft floors. For maximum number stackable (ST) see table.

Following materials are available: Frame = M1,2,7; Seat/Backrest = H1,2; Upholstery = S16,17,22-26,28-31,36,37.

	Upholstery: Seat 3/4 in. Backrest 5/8 in.										
											
TH-35		3503	3504	3500	3501	3502	3508	3509	3505	3506	3507
	Seat ø						16 3/4				
	Seat h	17 3/8	17 3/4	17 3/8	17 3/4		31 1/2	31 7/8	31 1/2		31 7/8
	Total w-h-d	16 1/4-17 1/8-16 1/4	16 1/4-17 1/4-16 1/4			16 1/4-30 3/8-18	16 1/4-31 1/2-16 3/4	16 1/4-31 7/8-16 1/4		16 1/4-43 3/8-18	
	ST		6								



- i. Uno-M
- ii. Compass Desk
- iii. LiteTable-School
- iv. TriTable
- v. Duo-C
- vi. Step-III
- vii. FlipTable-RU

## Fixed Height Student Desks



Other models illustrated on this page:  
PantoSwing-Lupo, Compass-LuPo

## Uno-M Skid table.

**Frame** of powder-coated steel tube with middle leg on flat tapering steel skids with plastic kicking protection. All steel tubes in flat oval profile.

**Frame size** as per DIN ISO 5970 and CEN.

**Table top** of melamine-resin coated LIGNOpal chipboard with seamless moulded-on (PU) polyurethane safety edges or of extremely wear-resistant LIGNOdur safety top with soft rounded edges.

**Accessories and options.** Glides for hard and soft floors or universal glides (2K) and briefcase (satchel) hooks as well as grid bookshelf or chair suspension for the BasicGlide, LuPoGlide, Panto-Swing (up to size 4) and PantoMove school chairs.

**Important notice.** The table height can vary slightly depending on the type of top and the glides. PU edges are extremely robust, but can show signs of discoloration over time.

**Following materials are available:** Frame = M1,2,7; Top LIGNOdur= L1; Top LIGNOpal-PU = L1.

**Other models illustrated on this page:** Compass-LuPo, PantoSwing-LuPo.

		ISO/CEN				
		2 = 20 1/2	●			
		3 = 22 7/8	●			
		4 = 25 1/4	●			
		5 = 27 1/8	●			
		6 = 30	●			
		7 = 32 1/4	●			
Uno-M	LIGNOdur	d = 19 5/8		2408	2405	
		d = 25 1/2		2409		
	LIGNOpal-PU	d = 25 1/2		2410	2406	2407
		w	27 5/8		29 1/2	51 1/8
			ISO/CEN		2-3-4-5-6-7	

## Compass Stackable table.

**Frame** of curved and welded, powder-coated or chrome-plated round steel tube with a plastic frame enclosed on 3 sides. Optionally stackable.

**Seating sizes** as per DIN EN 1729.

**Table top** of melamine-resin-coated LIGNOpal chipboard (16 mm) with seamlessly cast-on (PU) polyurethane safety edge. Top with rounded corners. Optionally with a cast-in pen groove.

**Equipment and options.** With glide elements for hard and soft floors or 2C universal glide element and with a bag hook (right side) and a protruding drinkholder (left side). With book shelf or chair suspension for Compass, PantoSwing and PantoMove chairs under the table top.

**Accessories.** Bookrest for engaging in the pen groove and universal box (with and without lid), each of translucent plastic. Both can be stowed under the table top. When the chair suspension is used, the bookrest and universal box must be stored in a cupboard.

**Warning.** PU edges are extremely hard-wearing, but may be subject to discoloration with time.

**Following materials are available:** Frame = M1,2,7; Top LIGNOpal-PU = L2.

**Further models pictured on this page:** Compass-VF, PantoMove-LuPo, PantoSwing-LuPo.

		ISO/CEN			
		2 = 20 7/8	●		
		3 = 23 1/4	●		
		4 = 25 1/4	●		
		5 = 28	●		
		6 = 30	●		
		7 = 32 1/4	●		
Compass-T	LIGNOpal-PU	d = 21 5/8		22450	22451
		w (w total)		27 5/8 (30)	27 5/8 (27 5/8)
		h		2-3-4-5-6-7	
		ST max. size 2,3,4 / 5,6,7		8/6	
		Universalbox		20 1/2-16 3/4-27 1/8	
		Cupholder ø		6,9	

\*Non-stackable table



Other models illustrated on this page:  
PantoMove-Lupo



## LiteTable Stackable lightweight table.

**Frame.** the leg elements of round aluminium tube are pressed and screwed with high-strength special-alloy corner connectors to the square aluminium tube frame. The legs and frame are powder-coated. Thanks to the way in which the legs are spaced closer together and further apart in pairs, the table is stackable (ST) and can nevertheless, depending on how it is turned, be lined up against another table without gaps in between. Tables with glide elements for hard or soft floors or with 2C universal glide elements and optionally with 2 castors on legs spaced further apart.

**Table top.** Made from a LIGNOpal top (21018) with glued-on plastic edge or a laminate-coated lightweight top (21019) or with a seamlessly cast-on (PU) polyurethane safety edge. Tops with plastic edges come with either edged or rounded corners.

**Function.** The table can be stacked thanks to the extremely lightweight, hard-wearing materials used.

**Warning:** A maximum of 4 stacked (unloaded) tables may be rolled on their castors.

**Following materials are available:** Frame = M1,2; Top lightweight plastic = L1.

				
LiteTable	KU/PU	d = 21 <sup>5</sup> / <sub>8</sub>	21018	
School tables	KU	d = 25 <sup>1</sup> / <sub>2</sub>		21019
		w	27 <sup>5</sup> / <sub>8</sub>	29 <sup>1</sup> / <sub>2</sub>
		h	20 <sup>7</sup> / <sub>8</sub> / 23 <sup>1</sup> / <sub>4</sub> / 25 <sup>1</sup> / <sub>8</sub> / 28-30-32 <sup>1</sup> / <sub>4</sub>	
		max. stacking quantity (ST)	8	
		w-d spaced required with max. stacking qty.	30 <sup>3</sup> / <sub>4</sub> / 32 <sup>1</sup> / <sub>4</sub>	32 <sup>5</sup> / <sub>8</sub> / 36 <sup>1</sup> / <sub>4</sub>
		Weight kg	8,5	8,6

Other models illustrated on this page:  
PantoMove-VF Plus



## TriTable Triangular table.



**Frame** comprising welded round steel-tube legs with set-back square-tube frame, each powder-coated. Tables with glide elements for hard or soft floors or with 2C universal glide elements.

**Table heights** in accordance with DIN ISO 5970 and CEN.

**Table top** (isosceles triangle) made from melamine-resin-coated LIGNOpal chipboard with glued-on plastic edge and rounded (radius 22 mm) corners.

**Function:** Varied combination possibilities for row and group workstations. The table is stackable and is fitted with a stack protection feature on the lower edge of the frame.

**Equipment:** Optionally with a castor at the 90° corner.

**The following materials are available to choose from:** Frame = M1,2,7; top LIGNOpal plastic = L1.

		ISO/CEN			
		2 = 20 <sup>7</sup> / <sub>8</sub>			
		3 = 23 <sup>1</sup> / <sub>4</sub>			
		4 = 25 <sup>1</sup> / <sub>4</sub>			
		5 = 28			
		6 = 30			
		7 = 32 <sup>1</sup> / <sub>4</sub>			
TriTable					
		w-d			
		h			
					
				01430	01431
				44 <sup>1</sup> / <sub>2</sub> / 31 <sup>1</sup> / <sub>2</sub> / 31 <sup>1</sup> / <sub>2</sub>	47 <sup>1</sup> / <sub>4</sub> / 33 <sup>1</sup> / <sub>2</sub> / 33 <sup>1</sup> / <sub>2</sub>
					01432
					50 / 35 <sup>1</sup> / <sub>2</sub> / 35 <sup>1</sup> / <sub>2</sub>
					2-3-4-5-6-7

Other models illustrated on this page:  
Compass-VF, PantoSwing-Lupo



## Duo-C Skid table.

**Frame** of powder-coated steel tube with set-back double leg (C-shape) on steel skids with plastic kicking protection. All steel tubes in flat oval profile.






**Frame size** as per DIN ISO 5970 and CEN.

**Table top** of melamine-resin coated LIGNOpal chipboard with seamless moulded-on (PU) polyurethane safety edges or of extremely wear-resistant LIGNOdur safety top with soft rounded edges.

**Accessories and options.** Glides for hard and soft floors, briefcase (satchel) hooks, grid bookshelf and front panel.

**Important notice.** The model 2451 cannot be combined with chairs of the PantoSwing family. The table height can vary slightly depending on the type of top and the glides. PU edges are extremely robust, but can show signs of discoloration over time.

**Following materials are available:** Frame = M1,2; Top LIGNOdur= L1; Top LIGNOpal-PU = L1.

		ISO/CEN			
		2 = 20 <sup>7</sup> / <sub>8</sub>			
		3 = 22 <sup>7</sup> / <sub>8</sub>			
		4 = 25 <sup>1</sup> / <sub>4</sub>			
		5 = 28			
		6 = 30			
		7 = 32 <sup>1</sup> / <sub>4</sub>			
Duo-C	LIGNOdur	d = 19 <sup>5</sup> / <sub>8</sub>			
		d = 25 <sup>1</sup> / <sub>2</sub>			
	LIGNOpal-PU	d = 25 <sup>1</sup> / <sub>2</sub>			
		w			
		ISO/CEN			
					
				2451	2450
					2452
					2455
					2453
					2454
				27 <sup>5</sup> / <sub>8</sub>	29 <sup>1</sup> / <sub>2</sub>
					51 <sup>1</sup> / <sub>8</sub>
					59
					2-3-4-5-6-7

### Step-III Skid table.

**Frame** of powder-coated steel tube with asymmetrically-positioned legs (cantilever) on steel skids with plastic kicking protection. All steel tubes in round profile.

**Frame size** as per DIN ISO 5970 and CEN.

**Table top** made from melamine-resin-coated LIGNOpal chipboard. With a seamlessly cast-on safety edge, a cast-in storage shell and an integrated stop rail, each made from (PU) polyurethane.

**Features of top.** Maintenance-free, working surface inclinable in steps (0°; 5°; 10°; 16°; 20°) with horizontal shelf.

**Accessories and options.** With glides for hard or soft floors and satchel hooks as well as plywood or grid book shelf or chair suspension for all VS school chairs (PantoSwing up to size 4).

**Important notice.** The table height can vary slightly depending on the glides. PU edges are extremely robust, but can show signs of discoloration over time.

**Following materials are available:** Frame = M1,2; Top LIGNOpal-PU = L1.

		ISO/CEN		
		2 = 20 <sup>7</sup> / <sub>8</sub>	●	
		3 = 23 <sup>1</sup> / <sub>4</sub>	●	
		4 = 25 <sup>1</sup> / <sub>4</sub>	●	
		5 = 28	●	
		6 = 30	●	
		7 = 32 <sup>1</sup> / <sub>4</sub>	●	
Step III	LIGNOpal-PU	d = 25 <sup>5</sup> / <sub>8</sub>		02941   02942
		w		19 <sup>1</sup> / <sub>2</sub>   51 <sup>1</sup> / <sub>8</sub>
		h		2-3-4-5-6-7



Other models illustrated on this page:  
PantoSwing-VF, PantoSwing-LuPo



Other models illustrated on this page:  
Compass-VF

### FlipTable-RU Table with folding top.

**Construction** comprising a centrally positioned tubular-steel crosspiece with an articulated bracket. Folding action can be effected with a two-hand safety actuator under the table top. With a fitting for securing the table top in the horizontal and vertical positions and optionally with a table connector.

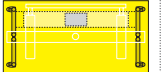
**Table top** of LIGNOpal-coated (melamine resin) chipboard with PU edge. The corners are edged.

**Frame** consisting of two bent powder-coated or chrome-plated steel tubes. Frame with lockable castors.

**Function.** When the table top is folded up, any desired number of tables can be pushed together to optimize space.

**Note.** PU edges are extremely hard-wearing, but may show signs of discoloration over time.

**Following materials are available:** Frame = M1,2,7; Top LIGNOpal-PU = L2.

					
FlipTable-RU	PU edge	d = 25 <sup>5</sup> / <sub>8</sub>		21028   21029	
		h		28 <sup>3</sup> / <sub>8</sub> (41 <sup>1</sup> / <sub>2</sub> )	
		w		51 <sup>1</sup> / <sub>4</sub>   59 <sup>1</sup> / <sub>8</sub>	
	Increase per table in width		1 <sup>1</sup> / <sub>2</sub>		
		Increase per table in depth		6	



- i. Uno-M-Step
- ii. StepByStep I
- iii. StepByStep III
- iv. Ergo I
- v. Ergo III
- vi. SitAndStand

## Height-Adjustable Student Desks



Other models illustrated on this page:  
PantoSwing-LuPo



### Uno-M-Step Skid table, adjustable in height.

**Frame** of powder-coated steel tube with middle leg on flat tapering skids with plastic kicking protection. All steel tubes in flat oval profile.

**Frame sizes** in line with DIN ISO 5970 and CEN.

**Frame feature:** Step height adjustment with hexagon key locking.

**Table top** of melamine-resin coated LIGNOpal chipboard with seamless moulded-on (PU) polyurethane safety edge. Alternatively with extremely robust LIGNOdur safety top with smoothly rounded edges.

**Accessories and options.** Glides for hard and soft floors or universal glides (2K) and satchel hooks as well as grid bookshelf or suspension for chair types BasicGlide, LuPoGlide, PantoSwing and PantoMove.

**Please note** that depending on the type of top and glides, the table height can vary slightly. PU edges are extremely robust, but can show signs of discoloration over time.

**Following materials are available:** Frame = M1,2,7; Top LIGNOdur= L1; Top LIGNOpal-PU = L1.

		ISO/CEN			
		3 = 22 <sup>7</sup> / <sub>8</sub>	●		
		4 = 25 <sup>1</sup> / <sub>4</sub>	●		
		5 = 28	●		
		6 = 30	●		
		7 = 32 <sup>1</sup> / <sub>4</sub>	●		
Uno-M-Step	LIGNOdur	d = 19 <sup>5</sup> / <sub>8</sub>		22408	22405
		d = 25 <sup>1</sup> / <sub>2</sub>		22409	
LIGNOpal-PU		ISO/CEN			
		d = 25 <sup>1</sup> / <sub>2</sub>		22410	22406
		h		(3-7) (3, 4, 5, 6, 7)	
		w		27 <sup>5</sup> / <sub>8</sub>	29 <sup>1</sup> / <sub>2</sub>
				51 <sup>1</sup> / <sub>8</sub>	59

### StepByStep-I Skid table, adjustable in height.

**Frame** of powder-coated steel tube with asymmetrically-positioned legs (cantilever) on steel skids with kicking protection. All steel tubes in round profile.

**Frame size** as per DIN ISO 5970 and CEN.

**Frame features.** Height adjustment in steps with hexagon key or hand-wheel.

**Table top** made from melamine-resin-coated LIGNOpal chipboard with a seamlessly cast-on safety edge made from (PU) polyurethane. Optionally with an extremely robust LIGNOdur safety top with softly rounded edges.

**Features of top.** Fixed horizontal working surface.

**Accessories and options.** Glides for hard and soft floors and briefcase (satchel) hooks. Plywood or grid bookshelf or chair suspension. For the models with LIGNOdur tops optionally with chair suspension elements for BasicGlide, LuPoGlide, PantoSwing (from size 4) and PantoMove.

**Important notice.** The table height can vary slightly depending on the type of top and the glides. PU edges are extremely robust, but can show signs of discoloration over time.

**Following materials are available:** Frame = M1,2; Top LIGNOdur= L1; Top LIGNOpal-PU = L1.

		ISO/CEN			
		2 = 20 <sup>7</sup> / <sub>8</sub>	●		
		3 = 22 <sup>7</sup> / <sub>8</sub>	●		
		4 = 25 <sup>1</sup> / <sub>4</sub>	●		
		5 = 28	●		
		6 = 30	●		
		7 = 32 <sup>1</sup> / <sub>4</sub>	●		
StepByStep I	LIGNOdur-KU	d = 19 <sup>5</sup> / <sub>8</sub>		2904	2905
	LIGNOpal-PU	d = 25 <sup>1</sup> / <sub>2</sub>		2993	
		w		27 <sup>5</sup> / <sub>8</sub>	51 <sup>1</sup> / <sub>8</sub>
		h		29 <sup>1</sup> / <sub>2</sub>	
				51 <sup>1</sup> / <sub>8</sub>	
				2:3-4:5-6-7	



Other models illustrated on this page:  
Compass-VF, PantoSwing-Lupo, PantoSwing-VF





## StepByStep-III Skid table, adjustable in height.

Frame of powder-coated steel tube with asymmetrically-positioned legs (cantilever) on steel skids with kicking protection. All steel tubes in round profile.

Frame size as per DIN ISO 5970 and CEN.

Frame features. Height adjustment in steps with hexagon key or hand-wheel.

Table top made from melamine-resin-coated LIGNOpal chipboard. With a seamlessly cast-on safety edge, a cast-in storage shell and an integrated stop rail, each made from (PU) polyurethane.

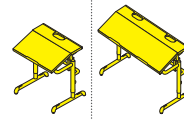
Features of top. Maintenance-free, working surface inclinable in steps (0°; 5°; 10°; 16°; 20°) with horizontal shelf.

Accessories and options. Glides for hard and soft floors and briefcase (satchel) hooks. Plywood or grid bookshelf or chair suspension for all VS school chairs (PantoSwing up to size 4).

Important notice. The table height can vary slightly depending on the glides. PU edges are extremely robust, but can show signs of discoloration over time.

Following materials are available: Frame = M1,2; Top LIGNOpal-PU = L1.

		ISO/CEN		
		2 = 20 <sup>7</sup> / <sub>8</sub>	●	
		3 = 22 <sup>7</sup> / <sub>8</sub>	●	
		4 = 25 <sup>1</sup> / <sub>4</sub>	●	
		5 = 28	●	
		6 = 30	●	
		7 = 32 <sup>1</sup> / <sub>4</sub>	●	
StepByStep III	LIGNOpal-PU	d = 25 <sup>1</sup> / <sub>2</sub>		
		w		2997 29 <sup>1</sup> / <sub>2</sub>
		h		2998 51 <sup>1</sup> / <sub>8</sub>
				2-3-4-5-6-7



Other models illustrated on this page:  
PantoSwing-LuPo, PantoSwing-VF, PantoMove-LuPo

Other models illustrated on this page:  
PantoMove-LuPo, PantoMove-VF



## Ergo-I Skid table, adjustable in height.

Frame of powder-coated steel tube with asymmetrically-positioned legs (cantilever) on steel skids with kicking protection. All steel tubes in round profile.

Frame size as per DIN ISO 5970 and CEN.

Frame features. Continuous height adjustment with winding handle.

Table top made from melamine-resin-coated LIGNOpal chipboard with a seamlessly cast-on safety edge made from (PU) polyurethane.

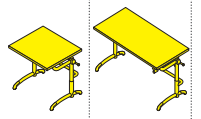
Features of top. Fixed horizontal working surface.

Accessories and options. Glides for hard and soft floors and briefcase (satchel) hooks. Plywood or grid bookshelf or chair suspension for all VS school chairs (PantoSwing up to size 4).

Important notice. The table height can vary slightly depending on the glides. PU edges are extremely robust, but can show signs of discoloration over time.

Following materials are available: Frame = M1,2; Top LIGNOpal-PU = L1.

		ISO/CEN		
		2 = 20 <sup>7</sup> / <sub>8</sub>	●	
		3 = 22 <sup>7</sup> / <sub>8</sub>	●	
		4 = 25 <sup>1</sup> / <sub>4</sub>	●	
		5 = 28	●	
		6 = 30	●	
		7 = 32 <sup>1</sup> / <sub>4</sub>	●	
Ergo I	LIGNOpal-PU	d = 25 <sup>1</sup> / <sub>2</sub>		
		w		2970 29 <sup>1</sup> / <sub>2</sub>
		h		2971 51 <sup>1</sup> / <sub>8</sub>
				22 <sup>1</sup> / <sub>4</sub> -32 <sup>1</sup> / <sub>4</sub>



Other models illustrated on this page:  
PantoMove-VF, PantoMove-Lupo



### Ergo-III Skid table, adjustable in height.

**Frame** of powder-coated steel tube with asymmetrically-positioned legs (cantilever) on steel skids with kicking protection. All steel tubes in round profile.

**Frame size** as per DIN ISO 5970 and CEN.

**Frame features.** Continuous height adjustment with winding handle.

**Table top** made from melamine-resin-coated LIGNOpal chipboard. With a seamlessly cast-on safety edge, a cast-in storage shell and an integrated stop rail, each made from (PU) polyurethane.

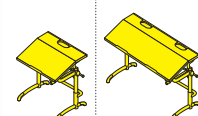
**Features of top.** Maintenance-free, continuously inclinable working top (0°-16°) with horizontal storage shelf, releasable from pupil's side.

**Accessories and options.** Glides for hard and soft floors and briefcase (satchel) hooks. Plywood or grid bookshelf or chair suspension for all VS school chairs (PantoSwing up to size 4).

**Important notice.** The table height can vary slightly depending on the glides. PU edges are extremely robust, but can show signs of discoloration over time.

**Following materials are available:** Frame = M1,2; Top LIGNOpal-PU = L1.

		ISO/CEN		
		2 = 20 <sup>7</sup> / <sub>8</sub>	●	
		3 = 22 <sup>7</sup> / <sub>8</sub>	●	
		4 = 25 <sup>1</sup> / <sub>4</sub>	●	
		5 = 28	●	
		6 = 30	●	
		7 = 32 <sup>1</sup> / <sub>4</sub>	●	
Ergo III	LIGNOpal-PU	d = 25 <sup>1</sup> / <sub>2</sub>		
		w		29 <sup>1</sup> / <sub>2</sub> 51 <sup>1</sup> / <sub>8</sub>
		h		22 <sup>1</sup> / <sub>4</sub> -32 <sup>1</sup> / <sub>4</sub>



### SitAndStand Height adjustable sit-at/stand-at school table.

**Frame** of powder-coated steel tube with supporting column on steel skids positioned in the middle. Column has integrated gaspring with release lever at the table edge. Standard skids fitted with 2 castors and glides respectively.

**Table height** continuously adjustable.

**Table top** of melamine-laminated LIGNOpal chipboard with seamless moulded (PU) polyurethane safety edges and moulded-in storage tray and stop edge of PU.

**Function of top:** 4° inclination.

**Features and options.** Single or double bookshelf. Satchel hooks.

**Important notice.** PU edges are extremely robust, but can show signs of discoloration over time.

**Following materials are available:** Frame = M1,2; Top LIGNOpal-PU = L2.

				
SitAndStand	LIGNOpal	w= 29 <sup>1</sup> / <sub>2</sub>		<b>02987</b>
		d		23 <sup>5</sup> / <sub>8</sub>
		h		27 <sup>3</sup> / <sub>8</sub> -44 <sup>5</sup> / <sub>8</sub>



Other models illustrated on this page:  
PantoMove-VF



- i. Quattro-Teach
- ii. Uno-M-Teach
- iii. Dialog
  - Tops
  - Sitting height cubes
  - Standing height cubes
  - Legs
  - Accessories
- iv. Spessart-Teach
- v. RondoLift
- vi. ErgoUp
- vii. Series 600 Stand-At Module
- viii. MyCaddy

## Teacher's Workstations



### Quattro-Teach Teachers' desk, AV-table.

Other models illustrated on this page:  
PantoMove-VF

**Frame** of powder-coated round tubular-steel tube legs with four-sided rectangular tubular-steel top frame.  
**Frame sizes** available in three different heights.  
**Table top** of melamine-resin coated LIGNOpal chipboard with seamless moulded-on (PU) polyurethane safety edge or glued-on (KU) plastic edges.  
**Features.** Built-in cupboard and drawer are lockable on request. AV-table with cut-out for overhead projector.  
**Handles.** Choice of 2 different types such as plastic or metal bow handles.  
**Accessories and options.** Glides for hard and soft floors. Panels.  
**Important notice.** PU edges are extremely robust, but can show signs of discoloration over time.  
**Following materials are available:** Frame = M1,2; Top LIGNOpal-PU = L1; Carcass/Front = L1,4,6.

Quattro-Teach								
	w = 51 1/8	4400	4402		4405			
	w = 59	4401	4403	4404	4406	4407	4409	
	d		25 5/8					
	h		28 3/8-29 1/8-30					



Other models illustrated on this page:  
PantoMove-VF

### Uno-M-Teach Teachers' desk.

**Frame** of powder-coated flat-oval steel tube with middle leg on flat tapering steel skids with plastic kicking protection.  
**Frame size:** see table for chair/tables sizes.  
**Table top** of melamine-resin coated LIGNOpal chipboard with seamless moulded-on (PU) polyurethane safety edge.  
**Features.** Built-in cupboard and drawer are lockable on request.  
**Handles.** Choice of 2 different types such as plastic or metal bow handles.  
**Accessories and options.** Glides for hard and soft floors or universal glides (2K).  
**Important notice.** PU edges are extremely robust, but can show signs of discoloration over time.  
**Following materials are available:** Frame = M1,2; Top LIGNOpal-PU = L1; Carcass/Front = L1,4,6.

Uno-M-Teach				
		4487	4488	4489
	w-d-h	51 1/8-25 7/8-30		

Other models illustrated on this page:  
 Sit-at bow-shaped leg 1642, monitor station 1650,  
 sit-at loop-shaped leg 1643, PantoMove-2K



## Dialog Oval table tops and terminal.

**Modular system** consists of a table top with middle cross-member, supported by a pedestal and leg in various configurations. Individual workplaces at either sitting or standing height are thus created. The connection to the supporting pedestal is via a pivoted joint.

**Table top** (oval) of either a melamine-resin laminated or beech veneered LIGNOpal chipboard with glued-on (KU) plastic or (BU) beech edges.

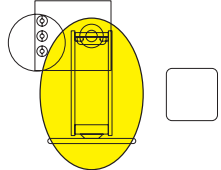
**Supporting pedestal** (Cubic pedestal). Steel skeleton construction clad with melamine-resin laminated LIGNOpal chipboard. The steel frame with integrated rows of holes allows the torsion and wear free acceptance of drawers, suspension files and open equipment pull-out shelves.

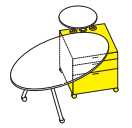
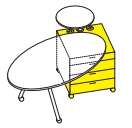
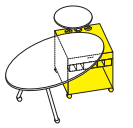
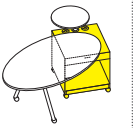
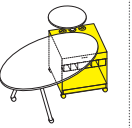

**The body** is fitted with a pivoted joint that can be freely positioned on the cross-member. Fitted with either castors or glides with levelling screws.


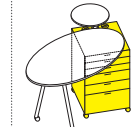
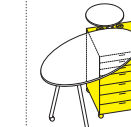
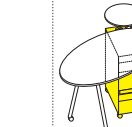
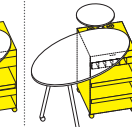
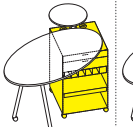

**The terminal** can be used alone without attachment to the cross-member.

**Electrification** is located in the cable storage compartment at the rear of the body which is easily accessible through a lockable perforated-metal door. Cable exit via 3 holes with aluminium inserts.

**Following materials are available:** Frame = M2,5; Top LIGNOpal plastic/beech = L1,4,6,F1; Carcass/Front = L1,4,6.

						
<b>Dialog</b>			<b>1621</b>	<b>1622</b>	<b>1623</b>	<b>1624</b>
	w-d		52 <sup>3</sup> / <sub>8</sub> ±35 <sup>1</sup> / <sub>2</sub>		63-35 <sup>1</sup> / <sub>2</sub>	78 <sup>3</sup> / <sub>8</sub> ±39 <sup>3</sup> / <sub>8</sub>
	for workplace h		28 <sup>3</sup> / <sub>8</sub>	42 <sup>1</sup> / <sub>8</sub>		28 <sup>3</sup> / <sub>8</sub> ±42 <sup>1</sup> / <sub>8</sub>
	sq.m		0,94		1,13	1,57

							
<b>Dialog</b>		<b>1660</b>	<b>1661</b>	<b>1662</b>	<b>1663</b>	<b>1664</b>	<b>1665</b>
	w-h-d			24-24 <sup>1</sup> / <sub>2</sub> ±26 <sup>3</sup> / <sub>8</sub>			
	for workplace h			28 <sup>3</sup> / <sub>8</sub>			
	HE	1,5+3+6	1,5+3+3+3		1,5		
	document pull-out			1		1	
	printer pull-out				1	1	2
	open compartment			1			

								
<b>Dialog</b>		<b>1670</b>	<b>1671</b>	<b>1672</b>	<b>1673</b>	<b>1674</b>	<b>1675</b>	<b>1676</b>
	w-h-d			24-38 <sup>1</sup> / <sub>8</sub> ±26 <sup>3</sup> / <sub>8</sub>				
	for workplace h			42 <sup>1</sup> / <sub>8</sub>				
	HE	1,5+2+2+6+6	1,5+2+2+3+3+6	1,5+2+2+3+3+3+3	1,5+3+2	1,5	1,5+3	1,5+2+2
	document pull-out					1	1	
	printer pull-out				1	2	1	1
	open compartment			1	1	1	1	1



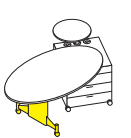
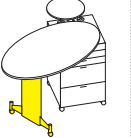
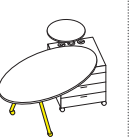

## Dialog Supporting devices.

**Modular system** consisting of a table top with middle cross-member, supported by a pedestal and leg in various configurations. Individual workplaces at either sitting or standing height are thus created.

Individual workplaces at either sitting or standing height are thus created.

**Supporting devices** (leg and cheek) of powder-coated tubular-steel and perforated-metal respectively, each with lockable castors.

**Following materials are available:** Frame = M2,5; Top LIGNOpal plastic/beech = L1,4,6,F1; Carcass/Front = L1,4,6.

					
<b>Dialog</b>		<b>1640</b>	<b>1641</b>	<b>1642</b>	<b>1643</b>
	frame ø	3,2		3,8	
	for workplace h	28 <sup>3</sup> / <sub>8</sub>	42 <sup>1</sup> / <sub>2</sub>	28 <sup>3</sup> / <sub>8</sub>	42 <sup>1</sup> / <sub>2</sub>



## Dialog Sit-at terminal.

**Modular station** consists of a melamine-resin laminated LIGNOpal chipboard with glued-on (KU) plastic edges. The attachment to the Dialog terminal is via a tube with eccentric joint which is inserted into the cable outlet.

**Quadruple power socket** with 3 m of cable (H05W-F3G) and angled plug. With VDE test mark.

		
<b>Dialog</b>		<b>1650</b>
	ø	19 <sup>3</sup> / <sub>8</sub>

Other models illustrated on this page:  
Spessart-2-R



### Spessart-Teach Teachers' desk.

**Frame** of solid beechwood-legs with glued body panels.  
**Frame size:** see table for chair/tables sizes.  
**Table top** of melamine-resin coated LIGNOpal chipboard with seamless moulded-on (PU) polyurethane safety edge or glued-on (BU) beech edges.  
**Features.** Built-in cupboard and drawer are lockable on request.  
**Handles.** Choice of various types such as flush and wooden bow, plastic bow and metal bow handles.  
**Accessories and options.** Glides for hard and soft floors. Panels.  
**Following materials are available:** Frame = H1; Top LIGNOpal-PU = L3; Top LIGNOpal plastic/beech = L3 (BU); Carcass/Front = L3,4.

Spessart-Teach			4201	4202	4204
	w-d-h		51 1/8-25 3/8-29 1/8		59-25 3/8-29 1/8

### RondoLift Height-adjustable sit-at and stand-at table.



**Frame** consists of a round middle post with a four or five star foot of rectangular profile, both powder-coated. Built-in gas spring with release lever at the table edge. Star foot with lockable castors or glides.  
**Table height** is continuously adjustable.  
**Table top** of melamine-resin laminated or veneered LIGNOpal chipboard with glued-on (KU) plastic or (BU) beech edges.  
**Features.** Oval table can be supplied with an optional lockable drawer under the top.  
**Table top** shapes are oval, circular and square.  
**Following materials are available:** Frame = M1,2; Top LIGNOpal plastic/beech = L1,4,6,F1.

RondoLift			2828
	ø / w-d		51 1/8-31 1/2
	h		27 1/8-44 1/2
	Star foot ø / w-d		24-16 1/8



Other models illustrated on this page:  
PantoMove-2K, PantoMove-Lupo Plus

### RondoLift Height-adjustable sit-at and stand-at table.

**Frame** comprising a round central post and a four-leg star-foot base of square profile section, each powder-coated. Star-foot base with lockable castors or with glide elements.  
**Table height** infinitely adjustable.  
**Table top** (barrel shape) made from melamine-resin- or veneer-coated LIGNOpal chipboard with glued-on plastic or wooden edge.  
**Equipment:** Table optionally with one or two drawers located at the sides under the table top.  
**Electrification** optionally with a freely hanging cable conduit or a self-coiling cable chain.  
**The following materials are available to choose from:** Frame = M1,2; top LIGNOpal plastic/beech = L1,4,6,F1.

RondoLift-Teach			02829
	w-d		47 1/8-33 1/8
	h		27 1/8-44 1/2
	Star foot w-d		37 1/2-23 1/4
	Drawer b-h-t		18 1/2-3 1/8-17 1/4

## ErgoUp Stand-at skid table.

**Frame** of powder-coated steel tube with set-back legs (C-shape) on steel skids with plastic kicking protection. All steel tubes in round profile.

**Frame size**, stand-at work place in 2 sizes.

**Frame features**. Continuous height adjustment with winding handle.

**Table top** made from melamine-resin-coated LIGNOpal chipboard. With a seamlessly cast-on safety edge, a cast-in storage shell and an integrated stop rail, each made from (PU) polyurethane.


**Features of top**. Inclinable working top (8°) with horizontal shelf.

**Accessories and options**. Glides for hard and soft floors and briefcase (satchel) hooks as well as plywood or grid bookshelf.

**Important notice**. The table height can vary slightly depending on the glides. PU edges are extremely robust, but can show signs of discoloration over time.

**Following materials are available**: Frame = M1,2; Top LIGNOpal-PU = L1.



					
ErgoUp	LIGNOpal-PU	d = 25 <sup>5</sup> / <sub>16</sub>			<b>2991</b>
		b			29 <sup>1</sup> / <sub>2</sub>
		h			32 <sup>1</sup> / <sub>4</sub> -37 <sup>3</sup> / <sub>4</sub> /(37 <sup>3</sup> / <sub>4</sub> -43 <sup>3</sup> / <sub>4</sub> )

## Series 600 Stand-at module.

**Body** consists of a tubular-steel skeleton with 4 tubular corners/legs, a solid metal bottom and 3 perforated-metal sides, all powder-coated. Standard with design or special castors or optional adjustable feet in heights of 3" or 3<sup>15</sup>/<sub>16</sub>".

**Front** of solid metal with metal bow handles.

**Top cover** of LIGNOpal chipboard laminated with either melamine-resin sheet, linoleum or veneered and with glued-on (KU) plastic or (BU) beech edges. Choice of square or round corners.

**Organization (top)** either open with adjustable LIGNOpal shelves or with drawer and tambour.

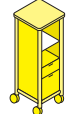
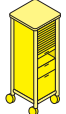
**Organization (bottom)** with pedestal unit based on steel frame with integrated rows of holes for the distortion and wear free acceptance of drawers and suspension files.

**Locks**. Optionally with cylinder or turning knob locks.

**Features and options**. Designer handle, post box with slit.

**Following materials are available**: Frame = M1,2,7; Front Steel = M2,3,10; Roller cover = C4; Body Steel = M2,3,10; LIGNOpal cover top = L1,4,6,10,F1.



										
Series 600			<b>45100</b>	<b>45102</b>	<b>45101</b>	<b>45103</b>	<b>45104</b>	<b>45106</b>	<b>45105</b>	<b>45107</b>
	w-d					19 <sup>1</sup> / <sub>4</sub> -19 <sup>1</sup> / <sub>4</sub>				
	h design castor 3 (4)					43 <sup>3</sup> / <sub>4</sub> (45 <sup>1</sup> / <sub>4</sub> )				
	h special castor 3 (4)					44 (45 <sup>1</sup> / <sub>2</sub> )				
	HE		3+6		3+3+3		3+6		3+3+3	
	mail slot			✉		✉		✉		✉



## MyCaddy Stand-at module.

**Body** consisting of a tubular-steel skeleton with 4 steel posts and a solid-sheet base, as well as melamine-resin-coated LIGNOpal sides and a powder-coated, acoustically effective microperforated-sheet back panel. With design or technical castors or optionally with adjustable feet.

**Front** consisting of vertically sliding plastic roller shutter with metal bow handle.

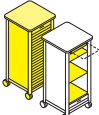
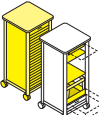
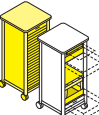
**Cover top** made of melamine-resin-, veneer- or linoleum-coated LIGNOpal chipboard with glued-on plastic or beech edge and with either edged or rounded corners.

**Organization** (depending on model) with open shelf compartment and adjustable shelf inserts of LIGNOpal, with material drawer, suspension frame and telescopic pull-out section.

**Roller shutter** optionally with cylinder lock.

**Equipment and options**. Push or design handle, lockable mailbox with slit and nameplate.

**Following materials are available**: Frame = M1,2,7; Roller cover = C4; Body LIGNOpal = L1,4,6; Body Steel = M\*; LIGNOpal cover top = L1,4,6,10,F1.

					
MyCaddy			<b>45108</b>	<b>45109</b>	<b>45110</b>
	w-d			19 <sup>1</sup> / <sub>4</sub> -19 <sup>1</sup> / <sub>4</sub>	
	h design castor 3 (4)			43 <sup>3</sup> / <sub>4</sub> (45 <sup>1</sup> / <sub>4</sub> )	
	h special castor 3 (4)			44 <sup>1</sup> / <sub>8</sub> (45 <sup>5</sup> / <sub>8</sub> )	
	Organization		1 material pull-out 2 adj. shelf inserts	1 material pull-out 1 adj. shelf insert 1 hanging frame	1 material pull-out 1 telescopic pull-out 1 hanging frame



- i. Quattro
- ii. Euroline
- iii. LiteTables
- iv. Network
- v. FlipTable-RU
- vi. FlipTable-TF
- vii. RondoLift
- viii. Puzzle
- ix. TeamTable

## Group Tables



## Quattro Group table.



Frame of powder-coated oval tubular-steel legs with four-sided rectangular tubular-steel top frame.

Frame size available in three different heights.

Table top of melamine-resin coated LIGNOpal chipboard with seamless moulded-on (PU) polyurethane safety edges or with glued-on (KU) plastic edges.

Features and options. Glides for hard and soft floors. Satchel hook, grid bookshelf.

Important notice. PU edges are extremely robust, but can show signs of discoloration over time.

Following materials are available: Frame = M1,2; Top LIGNOpal-PU = L1; Top LIGNOpal plastic/beech = L1 (KU).

PantoSwing chairs - sizes 6 and 7 - cannot be fitted at the marked positions (d=65).

Quattro	LIGNOpal-PU	d = 25 <sup>9</sup> / <sub>8</sub>	2830	2831	2832	2833						
	LIGNOpal-KU	d = 31 <sup>1</sup> / <sub>2</sub>	2840	2841	2842	2843	2844	2845				
		w	29 <sup>1</sup> / <sub>2</sub>	31 <sup>1</sup> / <sub>2</sub>	47 <sup>1</sup> / <sub>4</sub>	51 <sup>1</sup> / <sub>8</sub>	55 <sup>1</sup> / <sub>8</sub>	59	63	70 <sup>7</sup> / <sub>8</sub>	51 <sup>1</sup> / <sub>8</sub> /25 <sup>5</sup> / <sub>8</sub>	63/31 <sup>1</sup> / <sub>2</sub>
		h	28 <sup>3</sup> / <sub>8</sub> -29 <sup>1</sup> / <sub>8</sub> -30									

Other models illustrated on this page:  
Compass-VF, Compass-LuPo, PantoStack-SH



## EuroLine Single table.

Frame consists of four-sided rectangular tubular-steel top frame with welded-on round tubular-steel legs, powder-coated. Single table with floor-levelling screws.

Table top of melamine-resin coated LIGNOpal chipboard with glued-on (KU) plastic or (BU) beech edges and square corners.

Following materials are available: Frame = M1,2; Top LIGNOpal plastic/beech = L1,4,6.

EuroLine	d = 27 <sup>9</sup> / <sub>8</sub>	1001	1010	1011	1012	1002	1013	1014	1003	
	d = 31 <sup>1</sup> / <sub>2</sub>	1004	1005	1006	1007	1008	1009			
	w	27 <sup>9</sup> / <sub>8</sub>	31 <sup>1</sup> / <sub>2</sub>	39 <sup>3</sup> / <sub>8</sub>	47 <sup>1</sup> / <sub>4</sub>	55 <sup>1</sup> / <sub>8</sub>	63	70 <sup>7</sup> / <sub>8</sub>	55 <sup>1</sup> / <sub>8</sub> (27 <sup>9</sup> / <sub>8</sub> )	63(31 <sup>1</sup> / <sub>2</sub> )
	h	25 <sup>1</sup> / <sub>4</sub> -27 <sup>3</sup> / <sub>8</sub> -28 <sup>1</sup> / <sub>8</sub> -30								



Other models illustrated on this page:  
Compass-VF

## LiteTable Stackable lightweight table.

Frame. The leg elements of round aluminium tube are pressed onto and screwed to the rectangular aluminium tube top frame using high-strength corner connectors. The legs and top frame are powder-coated. Tables can be stacked thanks to the inner and outer legs arranged in pairs. However, depending on how they are turned, they can be arranged in rows without gaps. The top frame is equipped with stacking and gliding protection. Tables have glide elements for hard or soft floors or 2C universal glide elements and optionally 2 castors on the outer legs.

Table top of laminated lightweight board with glued-on plastic edges. Edged or rounded corners.

Function. Because the materials used are extremely lightweight and yet robust, the table can be stacked by a single person. Optionally, depending on the setup, table connectors (Model 21003) can be used.

Warning: A maximum of 4 stacked (unloaded) tables may be moved on their castors. The trapezoidal combinations shown in the table cannot be realized.

Following materials are available: Frame = M1,2; Top lightweight plastic = L1.

These combinations cannot be realised.

LiteTable	d = 27 <sup>9</sup> / <sub>8</sub>	21003	21011	21012	21016	21017	21014	21015	21020	21021
	d = 31 <sup>1</sup> / <sub>2</sub>									
	w		27 <sup>9</sup> / <sub>8</sub>	31 <sup>1</sup> / <sub>2</sub>	55 <sup>1</sup> / <sub>8</sub>	47 <sup>1</sup> / <sub>4</sub>	55 <sup>1</sup> / <sub>8</sub> (27 <sup>9</sup> / <sub>8</sub> )	63(31 <sup>1</sup> / <sub>2</sub> )	55 <sup>1</sup> / <sub>8</sub>	63
	h	20 <sup>7</sup> / <sub>8</sub> -23 <sup>1</sup> / <sub>4</sub> -25 <sup>1</sup> / <sub>8</sub> -28-28 <sup>3</sup> / <sub>8</sub> -30-32 <sup>1</sup> / <sub>2</sub>								
	max. stacking quantity (ST)	8							5	



Other models illustrated on this page:  
Compass-VF, Series 2000



Other models illustrated on this page:  
Compass-LuPo

## Network Single table.

**Frame.** Four-sided top frame of half-oval tubular steel with screwed-on round tubular steel legs, either powder-coated or chrome-plated. With functional gap between table top and frame to accept accessories and adapters. The system consists of basic and add-on tables as well as hanging leaves. The tables are fitted with floor-levelling screws or castors.

**Table heights** are either fixed, adjustable in steps or continuously adjustable.

**Table top** of LIGNOpal chipboard laminated with either melamine-resin, veneer or linoleum and with glued-on (KU) plastic or (BU) beech edges, alternatively with solid beech profile. Choice of square or rounded corners.

**Features (optional):** Rectangular tables with 2 or 4 castors.

**Following materials are available:** Frame = M1,2,7; Top LIGNOpal plastic/beech = L1,4,6,10,F1.

<b>Network</b>	d = 27 <sup>5</sup> / <sub>8</sub>	21200	21421	21422	21413	21424	21201	21425	21426	21427	21428	21202	21208
<b>School tables</b>	d = 31 <sup>1</sup> / <sub>2</sub>		21210			21211	21212	21213	21214	21215	21216	21217	21218
	d = 35 <sup>1</sup> / <sub>2</sub>			21240		21241	21242	21243	21244	21245	21246		
	d = 39 <sup>1</sup> / <sub>8</sub>				21270	21271	21272	21273	21274	21275	21276		
	w	27 <sup>5</sup> / <sub>8</sub>	31 <sup>1</sup> / <sub>2</sub>	35 <sup>1</sup> / <sub>2</sub>	39 <sup>1</sup> / <sub>8</sub>	47 <sup>1</sup> / <sub>2</sub>	55 <sup>1</sup> / <sub>8</sub>	63	70 <sup>1</sup> / <sub>8</sub>	78 <sup>1</sup> / <sub>4</sub>	86 <sup>1</sup> / <sub>8</sub>	55 <sup>1</sup> / <sub>8</sub> (27 <sup>5</sup> / <sub>8</sub> )	63 (31 <sup>1</sup> / <sub>2</sub> )
	h	20 <sup>1</sup> / <sub>2</sub> -22 <sup>1</sup> / <sub>8</sub> -25 <sup>1</sup> / <sub>4</sub> -27 <sup>1</sup> / <sub>8</sub> -30											

## FlipTable-RU Table with folding top.

**Construction** comprising a centrally positioned tubular-steel crosspiece with an articulated bracket. Folding action can be effected with a two-hand safety actuator under the table top. With a fitting for securing the table top in the horizontal and vertical positions and optionally with a table connector.

**Table top** of LIGNOpal-coated (melamine resin) chipboard with plastic, wood or PU edge. The corners are edged or rounded.

**Electrification.** Optionally by means of a fold-down textile trough on both sides.

**Cable outlet.** Optionally with an electronics box for system and data connections.

**Frame** consisting of two bent powder-coated or chrome-plated steel tubes. Frame with lockable castors.

**Function.** When the table top is folded up, any desired number of tables can be pushed together to optimize space.

**Note.** PU edges are extremely hard-wearing, but may show signs of discoloration over time.

**Following materials are available:** Frame = M1,2,7; Top LIGNOpal-PU = L2.

<b>FlipTable-RU</b>	Beech/plastic edge	d = 27 <sup>5</sup> / <sub>8</sub>	21030	21031	21032	21033	21034
		h (h folded)	28 <sup>3</sup> / <sub>8</sub> (42 <sup>1</sup> / <sub>2</sub> )		28 <sup>3</sup> / <sub>8</sub> (42 <sup>1</sup> / <sub>2</sub> )		
		d = 31 <sup>1</sup> / <sub>2</sub>	21035	21036	21037	21038	21039
		h (h folded)	28 <sup>3</sup> / <sub>8</sub> (44 <sup>1</sup> / <sub>2</sub> )		28 <sup>3</sup> / <sub>8</sub> (44 <sup>1</sup> / <sub>2</sub> )		
		w	51 <sup>1</sup> / <sub>8</sub>	55 <sup>1</sup> / <sub>8</sub>	59	63	70 <sup>7</sup> / <sub>8</sub>
	Increase per table in width				1 <sup>1</sup> / <sub>2</sub>		
	Increase per table in depth				6		



Other models illustrated on this page:  
Compass-VF

## FlipTable-TF Table with folding top.

**Construction** comprising a centrally positioned tubular-steel crosspiece with an articulated bracket. Folding action can be effected with a two-hand safety actuator under the table top. With a fitting for securing the table top in the horizontal and vertical positions and optionally with a table connector.

**Table top** of LIGNOpal- (melamine resin), veneer- or linoleum-coated chipboard with plastic or wood edge. The corners are edged or rounded.


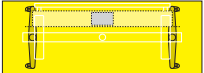
**Electrification.** Optional by means of a textile tray folding down on both sides.

**Cable outlet.** Optionally with an electrical box for system and data connections.

**Frame** consisting of two posts with T-foot made of powder-coated or chrome-plated steel. Optionally with grid-height adjustment and lockable castors.

**Function.** When the table top is folded up, any desired number of tables can be pushed together to optimized space.

**Following materials are available:** Frame = M2,5; Top LIGNOpal plastic/beech = L1,4,6,10,F1.

							
FlipTable-TF	Beech/plastic edge	d = 27 <sup>5</sup> / <sub>8</sub>	21060	21061	21062	21063	21064
		h (h folded)			28 <sup>3</sup> / <sub>8</sub> (46)/26 <sup>3</sup> / <sub>4</sub> -32 <sup>1</sup> / <sub>4</sub>		
		d = 31 <sup>1</sup> / <sub>2</sub>	21065	21066	21067	21068	21069
		h (h folded)			28 <sup>3</sup> / <sub>8</sub> (48)/26 <sup>3</sup> / <sub>4</sub> -32 <sup>1</sup> / <sub>4</sub>		
		d = 35 <sup>3</sup> / <sub>8</sub>	21070	21071	21072	21073	21074
		h (h folded)			28 <sup>3</sup> / <sub>8</sub> (50)/26 <sup>3</sup> / <sub>4</sub> -32 <sup>1</sup> / <sub>4</sub>		
	w		55 <sup>1</sup> / <sub>8</sub>	63	70 <sup>7</sup> / <sub>8</sub>	78 <sup>3</sup> / <sub>4</sub>	86 <sup>5</sup> / <sub>8</sub>
	Increase per table in width				3 <sup>1</sup> / <sub>8</sub>		
	Increase per table in depth				6		

## RondoLift Height-adjustable sit-at and stand-at table.

**Frame** consists of a round middle post with a four or five star foot of rectangular profile, both powder-coated. Built-in gas spring with release lever at the table edge. Star foot with lockable castors or glides.




**Table height** is continuously adjustable.

**Table top** of melamine-resin laminated or veneered LIGNOpal chipboard with glued-on (KU) plastic or (BU) beech edges.

**Features.** Oval table can be supplied with an optional lockable drawer under the top.

**Table top shapes** are oval, circular and square.

**Following materials are available:** Frame = M1,2; Top LIGNOpal plastic/beech = L1,4,6,F1.

									
RondoLift	Folding table top	2823	2824	2825	2826	2827	2820	2821	2822
	ø / w-d	31 <sup>1</sup> / <sub>2</sub>	35 <sup>1</sup> / <sub>2</sub>	39 <sup>3</sup> / <sub>8</sub>	43 <sup>3</sup> / <sub>8</sub>	47 <sup>1</sup> / <sub>4</sub>	31 <sup>1</sup> / <sub>2</sub> -31 <sup>1</sup> / <sub>2</sub>	35 <sup>1</sup> / <sub>2</sub> -35 <sup>1</sup> / <sub>2</sub>	39 <sup>3</sup> / <sub>8</sub> -39 <sup>3</sup> / <sub>8</sub>
	h					27 <sup>1</sup> / <sub>8</sub> -44 <sup>1</sup> / <sub>2</sub>			
	Star foot ø / w-d		29 <sup>1</sup> / <sub>2</sub>		37 <sup>3</sup> / <sub>8</sub>			37 <sup>1</sup> / <sub>2</sub>	



Other models illustrated on this page:  
PantoFour-2K





Other models illustrated on this page:  
Hokki

## Puzzle Freely-shaped table for school.

**Frame** consisting of welded round steel-tube legs and a rectangular steel-tube frame. All steel parts are powder-coated. Single table with floor-level adjustment screws.

**Table sizes** in line with DIN ISO 5970 and CEN.

**Table top** made of melamine-resin-coated, linoleum-coated LIGNOpal chipboard with glued-on (KU) plastic or (BU) beech edge.

**The following materials are available:** Frame = M1,2; LIGNOpal-plastic/beech top = L1,4,6,10,F1.

	ISO/CEN		
	2 = 20 <sup>7</sup> / <sub>8</sub>	●	
	3 = 23 <sup>1</sup> / <sub>4</sub>	●	
	4 = 25 <sup>1</sup> / <sub>4</sub>	●	
	5 = 28	●	
	6 = 30	●	
	7 = 32 <sup>1</sup> / <sub>4</sub>	●	
			
<b>Puzzle</b>			<b>01470</b>
	w-d		65-44 <sup>7</sup> / <sub>8</sub>
	ISO/CEN		2-3-4-5-6-7



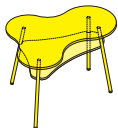
Other models illustrated on this page:  
PantoMove-VF Plus

## TeamTable Freeform stand-at table.












**Frame** consisting of welded round steel-tube legs, a rectangular steel-tube frame and an intermediate shelf of LIGNOpal (laminated décor). All steel parts are powder-coated. Single table with floor-level adjustment screws.

**Table top** made of melamine-resin-coated, linoleum-coated or veneered LIGNOpal chipboard with glued-on plastic or beech edge.









**The following materials are available:** Frame = M1,2; LIGNOpal-plastic/beech top = L1,4,6,10,F1.

				
<b>TeamTable</b>			<b>01471</b>	<b>01472</b>
	w-h-d		65-43 <sup>1</sup> / <sub>2</sub> -44 <sup>7</sup> / <sub>8</sub>	65-40 <sup>1</sup> / <sub>2</sub> -44 <sup>7</sup> / <sub>8</sub>



**C** Plastics

			
<b>C1 073</b> black grey RAL 7021	<b>C1 078</b> dolphin grey		
			
<b>C2 026</b> yellow orange	<b>C2 027</b> dark red	<b>C2 028</b> dark green	<b>C2 029</b> dark blue
			
<b>C3 017</b> astral silver	<b>C3 018</b> anthracite	<b>C3 031</b> grey white	
			
<b>C4 017</b> astral silver			
			
<b>C5 001</b> translucent double web			

**E** Steel enamel

			
<b>E1 001</b> enamel green	<b>E1 003</b> enamel blue	<b>E1 005</b> enamel grey	<b>E1 007</b> enamel black
			
<b>E1 009</b> enamel white			
			
<b>E2 019</b> enamel green	<b>E2 020</b> enamel white		
			
<b>E3 020</b> enamel white			





































**F** Veneers

			
<b>F1 010</b> natural beech	<b>F1 011</b> maple (Canadian)	<b>F1 012</b> natural cherry (American)	<b>F1 013</b> natural birch
			
<b>F1 014</b> natural ash	<b>F1 015</b> natural oak (European)	<b>F1 016</b> pear natural wood	<b>F1 017</b> zebrano
			
<b>F1 018</b> wengé	<b>F1 019</b> walnut		

**H** Wood stain
























			
<b>H1 010</b> natural			
			
<b>H2 026</b> yellow orange stained	<b>H2 027</b> dark red stained	<b>H2 028</b> dark green stained	<b>H2 029</b> dark blue stained
			
<b>H2 021</b> light green stained	<b>H2 022</b> light blue stained	<b>H2 023</b> light grey stained	<b>H2 024</b> brown stained
			
<b>H2 011</b> black stained			

**L** Laminate

			
<b>L1 027</b> natural beech laminate	<b>L1 028</b> natural maple laminate	<b>L1 031</b> grey white	<b>L1 035</b> andes grey
			
<b>L2 027</b> natural beech laminate	<b>L2 031</b> grey white		
			
<b>L3 027</b> natural beech laminate	<b>L3 031</b> grey white	<b>L3 035</b> andes grey	
			
<b>L4 017</b> astral silver	<b>L4 018</b> anthracite	<b>L4 019</b> plain black	<b>L4 328</b> white
			
<b>L5 017</b> astral silver	<b>L5 018</b> anthracite	<b>L5 019</b> plain black	
			
<b>L6 029</b> natural walnut laminate			
			
<b>L7 017</b> astral silver	<b>L7 027</b> natural beech laminate	<b>L7 028</b> natural maple laminate	<b>L7 031</b> grey white
			
<b>L8 046</b> red	<b>L8 047</b> blue	<b>L8 048</b> yellow	
			
<b>L9 281</b> F37 aged beech	<b>L9 344</b> U002 white	<b>L9 345</b> U036 median grey	
			
<b>L10 051</b> red	<b>L10 054</b> ivory	<b>L10 057</b> dark grey	<b>L10 058</b> black
			
<b>L10 059</b> blue			
			
<b>L11 086</b> sandy brown	<b>L11 091</b> brown	<b>L11 092</b> burgundy red	<b>L11 093</b> blue

# M

Metal

			
M1 036 deep red	M1 037 deep green	M1 038 deep blue	M1 039 deep black
			
M2 059 arctic	M2 063 anthracite	M2 078 grey white RAL 9002	M2 091 white RAL 9016
			
M3 026 yellow orange	M3 027 dark red	M3 028 dark green	M3 029 dark blue
			
M4 008 black	M4 009 brilliant silver		
			
M5 039 deep black			
			
M6 059 arctic	M6 078 grey white		
			
M7 060 chrome-plated			
			
M8 light grey RAL 7035			
			
M9 049 high-polished aluminium			
			
M10 065 black RAL 9011			
			
M11 039 deep black	M11 059 arctic		



**VS America, Inc.:**

**1940 Abbott Street  
Charlotte, NC 28203**

**Phone: 704-378-6500**

**Fax: 704-378-6005**

**[info@vs-charlotte.com](mailto:info@vs-charlotte.com)  
[www.vs-network.com](http://www.vs-network.com)**