



VS PRODUCT INFORMATION

Storage

VS America, Inc.:
1940 Abbott Street
Charlotte, NC 28203
Phone: 704-378-6500
Fax: 704-378-6005
info@vs-charlotte.com
www.contactVSamerica.com



Table of Contents

Series 600 Storage-Office.....	5
Series 600 Storage-Education.....	15
Profil-4.....	21
Series 700.....	29
OfficeBox.....	35
Series 80000.....	41
Miscellaneous.....	55





- i. Stand-At Module
- ii. Sideboard
- iii. Service Rack
- iv. Open Cupboard
- v. Cupboard
- vi. Tambour-Door Cabinet
- vii. Media Rack
- viii. InfoTerminal
- ix. Projector/Presentation Rack
- x. Catering Module

Series 600 Storage - Office



Other models illustrated on this page:
Network table, PantoMove-VF,
Series 600 open cupboard

Series 600 Stand-at module.

Body consists of a tubular-steel skeleton with 4 tubular corners/legs, a solid metal bottom and 3 perforated-metal sides, all powder-coated. Standard with design or special castors or optional adjustable feet in heights of 3" or 3¹⁵/₁₆".

Front of solid metal with metal bow handles.

Top cover of LIGNOpal chipboard laminated with either melamine-resin sheet, linoleum or veneered and with glued-on (KU) plastic or (BU) beech edges. Choice of square or round corners.

Organization (top) either open with adjustable LIGNOpal shelves or with drawer and tambour.

Organization (bottom) with pedestal unit based on steel frame with integrated rows of holes for the distortion and wear free acceptance of drawers and suspension files.

Locks. Optionally with cylinder or turning knob locks.

Features and options. Designer handle, post box with slit.

Following materials are available: Frame = M1,2,7; Front Steel = M2,3,10;

Roller cover = C4; Body Steel = M2,3,10; LIGNOpal cover top = L1,4,6,10,F1.



Series 600	45100	45102	45101	45103	45104	45106	45105	45107
w-d	19 ¹ / ₄ 19 ¹ / ₄							
h design castor 3 (3 ¹⁵ / ₁₆)	43 ³ / ₄ (45 ⁵ / ₁₆)							
h special castor 3 (3 ¹⁵ / ₁₆)	44 ¹ / ₈ (45 ¹¹ / ₁₆)							
HE	3+6		3+3+3		3+6		3+3+3	
mail slot		☒		☒		☒		☒

1 HE = 2"



Series 600 Sideboard.

Body consists of a tubular-steel skeleton with 4 tubular corners/legs, a solid metal bottom and 3 perforated-metal sides, all powder-coated. Standard with design or special castors or optional adjustable feet in heights of 3" or 3¹⁵/₁₆".

Front of satin glass (single pane safety) with metal knob.

Organization with cupboard element with adjustable shelves of melamine-resin laminated LIGNOpal chipboard with glued-on (KU) plastic edges. Optional with pull-out shelf and side doors for installation of CPU.

Electrification is achieved through holes with aluminium inserts in the top as well as through an optional removable back.

Locks. Optionally with cylinder or turning knob locks.

Following materials are available: Frame = M1,2,7; Front Glass = G2; Body Steel = M2,3,10.

Series 600	45130	45131
w-d	49 ¹ / ₄ 18 ¹⁵ / ₁₆	
h design castor 3 (3 ¹⁵ / ₁₆)	35 (36 ⁵ / ₁₆)	
h special castor 3 (3 ¹⁵ / ₁₆)	35 ⁷ / ₁₆ (37)	
OH	2	

OH = Office file height unit.

Series 600 Service rack.

Body consists of a tubular-steel skeleton with 4 tubular corners/legs, a solid metal bottom and 3 perforated-metal sides, all powder-coated. Standard with design or special castors or optional adjustable feet in heights of 3" or 3¹⁵/₁₆".

Organization with 3 or 1 sided compartment either open or with door of satin glass (single pane safety) and metal knob.

Adjustable shelves of melamine-resin laminated LIGNOpal chipboard with glued-on (KU) plastic edges.

Following materials are available: Frame = M1,2,7; Front Glass = G2; Body Steel = M2,3,10.

			
Series 600			45140 45141 45142
	w-d		18 ¹⁵ / ₁₆ 18 ¹⁵ / ₁₆
	h design castor 3 (3 ¹⁵ / ₁₆)		42 ¹⁵ / ₁₆ (44 ¹ / ₂)
	h special castor 3 (3 ¹⁵ / ₁₆)		43 ⁷ / ₁₆ (44 ⁷ / ₈)

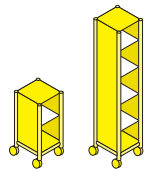
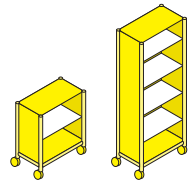
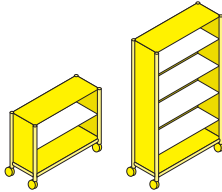


Series 600 Open cupboard.

Body consists of a tubular-steel skeleton with 4 tubular corners/legs, a solid metal bottom and 3 perforated-metal sides, all powder-coated. Standard with design or special castors or optional adjustable feet in heights of 3" or 3¹⁵/₁₆".

Organization with open compartment and adjustable shelves of steel or melamine-resin laminated LIGNOpal chipboard with glued-on (KU) plastic edges.

Following materials are available: Frame = M1,2,7; Body Steel = M2,3,10; Bases = L5.

					
Series 600		45150 45151 45152 45153 45155 45156 45157 45158 45160 45161 45162 45163			
	w-d	18 ⁷ / ₈ 18 ⁵ / ₈			
	h design castor 3 (3 ¹⁵ / ₁₆)	35 (36 ⁵ / ₈)	48 ⁵ / ₈ (50 ⁷ / ₁₆)	62 ⁵ / ₈ (64 ³ / ₁₆)	-- (78)
	h special castor 3 (3 ¹⁵ / ₁₆)	35 ⁷ / ₁₆ (37)	49 ¹ / ₄ (50 ³ / ₄)	63 (64 ³ / ₁₆)	-- (78)
	OH	2	3	4	5

OH = Office file height unit.



Other models illustrated on this page:
Network table, TH-37

Series 600 Cupboard.

Body consists of a tubular-steel skeleton with 4 tubular corners/legs, a solid metal bottom and 3 perforated-metal sides, all powder-coated. Standard with design or special castors or optional adjustable feet in heights of 3" or 3¹⁵/₁₆".

Front of satin glass (single pane safety) with metal knob.

Organization with cupboard element with adjustable shelves of melamine-resin laminated LIGNOpal chipboard with glued-on (KU) plastic edges.

Locks. Optionally with cylinder or turning knob locks.

Following materials are available: Frame = M1,2,7; Front Glass = G2;

Body Steel = M2,3,10.



			
Series 600			45170 45171 45172 45173
	w-d		33 ¹ / ₂ 18 ⁵ / ₈
	h design castor 3 (3 ¹⁵ / ₁₆)		35 (36 ⁵ / ₈) 48 ⁵ / ₈ (50 ⁷ / ₁₆) 62 ⁵ / ₈ (64 ³ / ₁₆) -- (78)
	h special castor 3 (3 ¹⁵ / ₁₆)		35 ⁷ / ₁₆ (37) 49 ¹ / ₄ (50 ³ / ₄) 63 (64 ³ / ₁₆) -- (78)
	OH		2 3 4 5

OH = Office file height unit.



Other models illustrated on this page:
Network table, Compass-VF



Other models illustrated on this page:
Network table, Series 600 catering module, TH-37

Series 600 Tambour cupboard.

Body consists of a tubular-steel skeleton with tubular corners/legs and a solid metal bottom, all powder-coated as well as 3 LIGNOpal sides. Standard with design or special castors or optional adjustable feet in heights of 3" or 3¹⁵/₁₆".

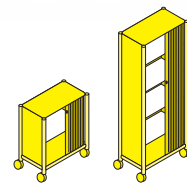
Front comprising all-round, horizontally sliding plastic roller shutter, optionally acoustically effective, with metal bow handle.

Organization with cupboard element with adjustable shelves of melamine-resin laminated LIGNOpal chipboard.

Locks. Optionally with cylinder or turning knob locks.

Following materials are available: Frame = M1,2,7; Roller cover = C4;

Body LIGNOpal = L5.



Series 600					
		45180	45181	45182	45183
	w-d	36 ⁷ / ₈ -18 ⁵ / ₈			
	h design castor 3 (3 ¹⁵ / ₁₆)	35 (36 ⁵ / ₈)	48 ⁵ / ₈ (50 ⁷ / ₁₆)	62 ⁵ / ₈ (64 ⁷ / ₁₆)	-- (78)
	h special castor 3 (3 ¹⁵ / ₁₆)	35 ⁷ / ₁₆ (37)	49 ¹ / ₄ (50 ³ / ₄)	63 (64 ⁷ / ₁₆)	-- (78)
	OH	2	3	4	5

OH = Office file height unit.

Series 600 Media rack.

Body consists of a tubular-steel skeleton with 4 tubular corners/legs, a solid metal bottom and 3 perforated-metal sides, all powder-coated. Standard with design or special castors or optional adjustable feet in heights of 3" or 3¹⁵/₁₆".

Front of satin glass (single pane safety) with metal knob.

Organization with cupboard element with adjustable shelves of melamine-resin laminated LIGNOpal chipboard with glued-on

(KU) plastic edges. Optional with pull-out shelf and side doors for installation of CPU.

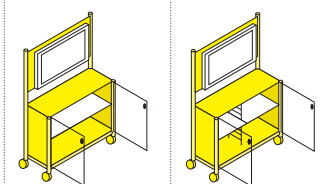
Media technique can be integrated into the cupboard. Rear corner tubes can be extended upwards to accept a plasma display unit.

Electrification is achieved through holes with aluminium inserts in the top as well as through an optional removable back.

Locks. Optionally with cylinder or turning knob locks.

Following materials are available: Frame = M1,2,7; Front Glass = G2;

Body Steel = M2,3,10.



Series 600			
		45200	45201
	w-d	49 ¹ / ₄ -18 ⁵ / ₈	
	h design castor 3 (3 ¹⁵ / ₁₆)	66 ³ / ₁₆ (67 ³ / ₄)	
	h special castor 3 (3 ¹⁵ / ₁₆)	66 ⁷ / ₁₆ (68 ¹ / ₈)	
	h body	34 ¹ / ₄	

Series 600 Information terminal.

Body consists of a tubular-steel skeleton with 4 tubular corners/legs, a solid metal bottom and 3 perforated-metal sides, all powder-coated. Standard with design or special castors or optional adjustable feet in heights of 3" or 3¹⁵/₁₆".

Front of perforated-metal with metal bow handles.

Organization (top) with open or closed (tambour) compartment for visual display unit and printer as well as pull-out keyboard shelf.

Organization (bottom) with lockable cupboard element (wing door) for installation of the CPU.

Locks. Optionally with cylinder or turning knob locks.

Following materials are available: Frame = M1,2,7; Front Steel = M2,3,10;

Body Steel = M2,3,10.



Series 600			
		45209	45210
w-d		25 ⁵ / ₈ 18 ⁵ / ₈	
h design castor 3 (3 ¹⁵ / ₁₆)		-- (77 ⁹ / ₁₆)	
h special castor 3 (3 ¹⁵ / ₁₆)		76 ¹³ / ₁₆ (78)	

Series 600 Projection and presentation rack.

Body consists of a tubular-steel skeleton with 4 tubular corners/legs, a solid metal bottom and 3 perforated-metal sides, all powder-coated. Standard with design or special castors or optional adjustable feet in heights of 3" or 3¹⁵/₁₆".

Front (optional) of solid metal with metal knob.

Organization (top). Rear corner tubes can be extended upwards to support a projector shelf (Projection rack).

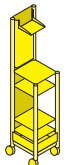
Organization (bottom). 3-sided open compartment with optional cable drawer and pull-out equipment shelf.

Locks. Optionally with cylinder or turning knob locks.

Following materials are available: Frame = M1,2,7; Front Steel = M2,3,10;

Body Steel = M2,3,10.



Series 600				
		45211	45212	45213
w-d		18 ⁵ / ₈ 18 ⁵ / ₈	25 ⁵ / ₈ 25 ⁵ / ₈	18 ⁵ / ₈ 18 ⁵ / ₈
h design castor 3 (3 ¹⁵ / ₁₆)		-- (77 ⁹ / ₁₆)	42 ¹⁵ / ₁₆ (44 ¹ / ₂)	42 ¹⁵ / ₁₆ (44 ¹ / ₂)
h special castor 3 (3 ¹⁵ / ₁₆)		76 ¹³ / ₁₆ (78)		43 ⁵ / ₁₆ (44 ⁷ / ₈)



Other models illustrated on this page:
Series 901 standing table*, PantoMove-VF Plus

Series 600 Catering module.

Body consists of a tubular-steel skeleton with 4 posts, a solid-metal bottom and 3 perforated-metal sides, each powder-coated. With design or special castors in heights of 3" or 3¹⁵/₁₆".

Front open and/or solid-metal with metal bow handles.

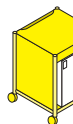
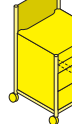
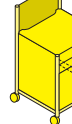
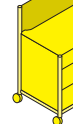
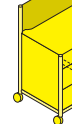
Coffee module (depending on model) with an open drawer for cups and small items, drawers or a storage compartment with door for water tanks. Upper cover plate made from melamine-resin-coated LIGNOpal chipboard with glued-on plastic edge. The cover plate acts as a surface for holding a coffee machine. Wiring/electrification through the back.

Refrigerator module (depending on model) with an open drawer for glasses and small items, drawers or shelf compartments and a refrigerator. Upper cover plate made from LIGNOpal.

Following materials are available: Frame = M1,2,7; Front Steel = M2,3,10;

Body Steel = M2,3,10.



						
		45143	45144	45145	45146	45147
Series 600						
Catering	w-d (storage space)		25 ⁵ / ₈ 25 ⁵ / ₈ (24-24)		49 ¹ / ₄ 25 ⁵ / ₈ (47 ³ / ₄ 24)	
	h design castor 3 (3 ¹⁵ / ₁₆) / back part	35 ⁷ / ₁₆ (36 ⁵ / ₈)		35 ⁷ / ₁₆ (36 ⁵ / ₈) / 48 ³ / ₄ (50 ⁷ / ₁₆)		
	h special castor 3 (3 ¹⁵ / ₁₆) / back part	35 ⁷ / ₁₆ (37)		35 ⁷ / ₁₆ (37) / 49 ¹ / ₄ (50 ¹³ / ₁₆)		
				Open drawer		
		Refrigerator 62 l			Refrigerator 62 l	
			2 drawers			2 drawers
				Compartment for 2 water tanks	3 shelf compartments	

*Special construction



- i. TV Module
- ii. Paper/Arts & Crafts Cabinet
- iii. Shoe/Backpack/Coatrack Module
- iv. Storage Module
- v. Compass Module
- vi. Open Shelf/Cupboard

Series 600 Storage - Education

Series 600 TV module.

Body consists of a tubular-steel skeleton with 4 posts, a solid-metal bottom and 3 perforated-metal sides, each powder-coated. With design or special castors in heights of 3" or 3¹⁵/₁₆".

Front with doors each of LIGNOpal chipboard laminated with melamine-resin sheet and glued-on (KU) plastic edges. The doors are fitted with metal bow handles.

Organization (top). TV compartment with a self-retaining door opening upwards.

Organization (bottom). Cupboard element with a double wing door and 3 adjustable shelves, each of LIGNOpal.

Electrification. All structural and adjustable shelves have a cable outlet each with an aluminium insert.

Locks. Optionally with cylinder or turning knob locks.

Following materials are available: Frame = M1,2,7; Front LIGNOpal = astral silver; Body Steel = M2,3,10.



			45204
Series 600 TV module	w-d		33 ¹ / ₂ 25 ⁵ / ₈
	w-d-h (monitor compt.)		28 ³ / ₄ 23 ³ / ₈ 22 ⁷ / ₁₆
	h design castor 3 (3 ¹⁵ / ₁₆)		-- (78)
	h special castor 3 (3 ¹⁵ / ₁₆)		-- (78 ¹ / ₄)

Series 600 Cupboard for paper and handicraft.

Body consisting of a tubular-steel Body with 4 posts, a solid-sheet base and 3 perforated-plate sides, each powder-coated. With design or technical castors or optionally with adjustable feet in heights of 3" or 3¹⁵/₁₆".

Front with doors and drawers, each consisting of melamine-resin-coated LIGNOpal chipboard with glued-on plastic edge and with metal bow handles.

Organization (top). Cupboard element with a double wing door. Optionally with 1 or 2 shelf inserts or left side with 6 guides for plastic boxes and right side with 1 LIGNOpal shelf insert.

Organization (bottom). 7 drawers with pull-out stop for DIN A2 format. Further formats (DIN A3, A4, A5) with drawer partitions possible (see table).









Locks. Both cupboard elements optionally with cylinder locks.

Drawer partitions and storage boxes of plastic must be ordered separately.

Following materials are available: Frame = M1,2,7;

Front LIGNOpal =astral silver; Body Steel = M2,3,10.



									
Series 600 Paper and handicraft cupboard		09196	09197	09198	45247	45248	45249	45246	45243
	w-d (w-d-h)	(12 ¹ / ₄ 16 ³ / ₄ 3)	(12 ¹ / ₄ 16 ³ / ₄ 6)	(12 ¹ / ₄ 16 ³ / ₄ 11 ³ / ₄)				33 ¹ / ₂ 25 ⁵ / ₈	
	h design castor 3 (3 ¹⁵ / ₁₆)							62 ⁵ / ₈ (64 ⁷ / ₁₆)	
	h special castor 3 (3 ¹⁵ / ₁₆)							63 (64 ⁵ / ₈)	
	No. of boxes small /medium /large								6/3/2
DIN A3 partition				2x			1x		
DIN A4 partition					4x		1x		
DIN A5 partition							3x		



Series 600 Clothes, shoe and satchel cupboard.

Body consists of a tubular-steel skeleton with 4 posts, a solid-metal bottom and 3 perforated-metal sides, each powder-coated. With design or special castors or optional adjustable feet in heights of 3" or 3¹⁵/₁₆".



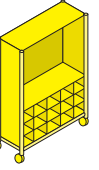
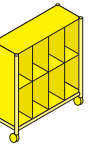

Front open.

Shoe cupboard with 16 or 20 shoe compartments of LIGNOpal chipboard laminated with melamine-resin sheet and glued-on (KU) plastic edges.

Clothes cupboard, at the bottom: 15 shoe compartments of LIGNOpal as well as at top: wardrobe with 6 triple hooks.

Satchel cupboard with 8 or 12 satchel compartments of LIGNOpal. Optionally with self-adhesive protective rubber mats.

Following materials are available: Frame = M1,2,7; Body Steel = M2,3,10.

						
Series 600 Wardrobe		45236	45232	45233	45234	45237
	w-d			49 ¹ / ₄ 18 ¹⁵ / ₁₆		
	h design castor 3 (3 ¹⁵ / ₁₆)		35 ¹ / ₁₆ (36 ¹ / ₂)	62 ⁵ / ₈ (64 ⁷ / ₁₆)	48 ⁷ / ₈ (50 ¹ / ₂)	62 ⁵ / ₈ (64 ⁷ / ₁₆)
h special castor 3 (3 ¹⁵ / ₁₆)		35 ¹ / ₁₆ (37)		63 (64 ⁵ / ₈)	49 ¹ / ₄ (50 ⁷ / ₈)	63 (64 ⁵ / ₈)



Series 600 Storage module.




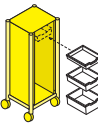
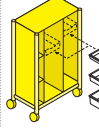
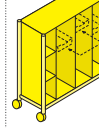
Body consists of a tubular-steel skeleton with 4 posts, a solid-metal bottom and 3 perforated-metal sides, each powder-coated. With design or special castors or optional adjustable feet in heights of 3" or 3¹⁵/₁₆".

Front open.

Organization. Body with vertical compartments and runners for small (yellow), medium (red) or large (green) plastic boxes. The boxes can be freely combined provided the 3 different heights are taken into account. The internal partitions are made of LIGNOPal chipboard laminated with melamine-resin sheet. There are 3 additional side compartments of office file size.

Plastic storage boxes must be ordered separately.

Following materials are available: Frame = M1,2,7; Body Steel = M2,3,10.

							
Series 600 Storage module		09196	09197	09198	45244	45242	45245
w-d (w-d-h)		(12 ¹ / ₄ -16 ³ / ₄ -3)	(12 ¹ / ₄ -16 ³ / ₄ -6)	(12 ¹ / ₄ -16 ³ / ₄ -11 ³ / ₄)	18 ¹⁵ / ₁₆ -18 ¹⁵ / ₁₆	33 ¹ / ₂ -18 ¹⁵ / ₁₆	49 ¹ / ₄ -18 ¹⁵ / ₁₆
h design castor 3 (3 ¹⁵ / ₁₆)						48 ⁷ / ₈ (50 ¹ / ₂)	
h special castor 3 (3 ¹⁵ / ₁₆)						49 ¹ / ₄ (50 ⁷ / ₈)	
No. of small boxes					12	24	36
No. of medium boxes					6	12	18
No. of large boxes					3	6	9

Series 600 Compass module.

Body comprising a steel-tube skeleton with 4 posts, a solid-sheet base and 3 perforated-sheet sides, all powder-coated. With design or technical castors or optionally with adjustable feet in heights of 3" or 3¹⁵/₁₆".

Front with lockable double wing door.

Organization. Body with vertical compartments and rails for Compass school-table/desk box trays. Inner side sections and centre wall made from LIGNOPal. Body additionally with 3 folder-sized side compartments.

Storage box trays made from plastic must be ordered separately.

Following materials are available: Frame = M1,2,7; Front LIGNOPal = astral silver; Body Steel = M2,3,10.



		
Series 600 Compass		45229
w-d		49 ¹ / ₄ -18 ¹⁵ / ₁₆
Number of box trays		34
w-h-d box tray		20 ¹ / ₂ -16 ³ / ₄ -2 ³ / ₄
h design castor 3 (3 ¹⁵ / ₁₆)		62 ⁵ / ₈ (64 ⁷ / ₁₆)
h special castor 3 (3 ¹⁵ / ₁₆)		63 (64 ⁵ / ₈)

Series 600 Cupboard. Open cupboard. Storage module.

Body consists of a tubular-steel skeleton with 4 posts, a solid-metal bottom and 3 perforated-metal sides, each powder-coated. With design or special castors or optional adjustable feet in heights of 3" or 3¹⁵/₁₆".

Front open or with double wing doors of LIGNOPal chipboard laminated with melamine-resin sheet and glued-on (KU) plastic edges. The doors are fitted with metal bow handles.

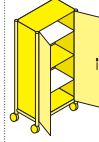
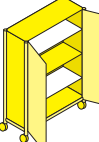
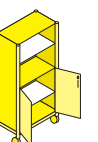
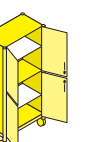
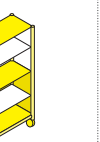
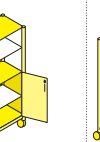
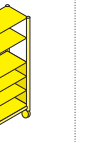
Organization. Both the open shelf and cupboard versions have adjustable LIGNOPal shelves.

Locks. Optionally with cylinder or turning knob locks. Model 45235 alternatively with personal property boxes and rubber mat.

Following materials are available: Frame = M1,2,7;

Front LIGNOPal = astral silver; Body Steel = M2,3,10.



								
Series 600 Cupboards, shelves		45240	45241	45230	45231	45238	45239	45235
w-d		33 ¹ / ₂ -18 ¹⁵ / ₁₆	49 ¹ / ₄ -18 ¹⁵ / ₁₆		33 ¹ / ₂ -18 ¹⁵ / ₁₆			49 ¹ / ₄ -18 ¹⁵ / ₁₆
h design castor 3 (3 ¹⁵ / ₁₆)					62 ⁵ / ₈ (64 ³ / ₁₆)			
h special castor 3 (3 ¹⁵ / ₁₆)					63 (64 ⁵ / ₈)			



- i. Shelf
- ii. Cabinet with Door
- iii. Cabinet with Coatrack
- iv. Low Open Cupboard
- v. Low Cupboard with Doors
- vi. Low Cupboard with Drawers
- vii. Low Cupboard with Compartments
- viii. Low Cupboard with Plastic Trays





Profil-4 Half-cupboard with shelf compartment.

Construction consisting of glued Bodies with legs or posts of solid square-section wood. Additionally with a solid cross-post on the base and optionally with a cover top.

Body made of melamine-resin-coated LIGNOpal chipboard with glued-on plastic edge. Partially with glued centre walls for dividing the Bodies. With grid holes (25 mm) for shelf inserts.

Interior equipment with shelf inserts.

Following materials are available: Frame = H1; Body/bases LIGNOpal = L3,4.

	Rows of holes: 1 in.					
						
Profil-4	h = 29 1/2	48000	48001	48002	48003	48004
	h = 37 3/8	48020	48021	48022	48023	48024
	w-d	33 7/8-17 3/8	37 3/4-17 3/8	40 1/16-17 3/8	49 5/8-17 3/8	
	Adjustable shelf	1			2	



Profil-4 Half-cupboard with wing door.

Construction consisting of glued Bodies with legs or posts of solid square-section wood. Additionally with a solid cross-post on the base and optionally with a cover top.

Body made of melamine-resin-coated LIGNOpal chipboard with glued-on plastic edge. Partially with glued centre walls for dividing the Bodies. With grid holes (25 mm) for shelf inserts.

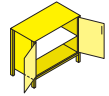
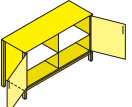
Front with 1 double wing door or if centre wall is flush with Body with 2 single wing doors to be opened separately.

Optionally with cylinder or turning-knob locks.

Bow handles made from steel, wood or plastic, inset-type handles made from plastic and olive handles made from steel.

Interior equipment with shelf inserts.

Following materials are available: Frame = H1; Front LIGNOpal = L3,4; Body/bases LIGNOpal = L3,4.

	Rows of holes: 25 mm.					
						
Profil-4	h = 29 1/2	48005	48006	48007	48008	48009
	h = 37 3/8	48025	48026	48027	48028	48029
	w-d	33 7/8-17 3/8	37 3/4-17 3/8	40 1/16-17 3/8	49 5/8-17 3/8	
	Adjustable shelf	1			2	



Profil-4 Half-cupboard with drawers.

Construction consisting of glued Bodies with legs or posts of solid square-section wood. Additionally with a solid cross-post on the base and optionally with a cover top.

Body made of melamine-resin-coated LIGNOpal chipboard with glued-on plastic edge. Partially with glued centre walls for dividing the Bodies. With grid holes (25 mm) for shelf inserts.

Front with drawers or with an open compartment.

Optionally with cylinder or turning-knob locks.

Bow handles made from steel, wood or plastic, inset-type handles made from plastic and olive handles made from steel.

Interior equipment with shelf inserts.

Following materials are available: Frame = H1; Front LIGNOpal = L3,4; Body/bases LIGNOpal = L3,4.

	Rows of holes: 1 in.				
					
Profil-4	h = 29 1/2	48010		48011	
	h = 37 3/8		48030		48031
	w-d	40 3/16-17 3/8			
	Drawers	4	6	8	12
Adjustable shelf	1				





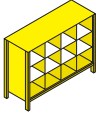
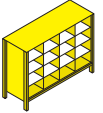
Profil-4 Half-cupboard with small compartments.

Construction consisting of glued Bodies with legs or posts of solid square-section wood. Additionally with a solid cross-post on the base and optionally with a cover top.

Body made of melamine-resin-coated LIGNOpal chipboard with glued-on plastic edge. Partially with glued centre walls for dividing the Bodies. With grid holes (25 mm) for shelf inserts.

Interior equipment with permanently glued shelves.

Following materials are available: Frame = H1; Body/bases LIGNOpal = L3,4.

	Rows of holes: 1 in.					
Profil-4	h = 37 ³ / ₈		48035	48036	48037	48038
	w-d		40 ³ / ₁₆ -17 ³ / ₈			
	Adjustable shelf		4	6	8	12
	No. of compartments		6	8	12	16
	Compartments w-d		22 ¹ / ₂ -15 ⁷ / ₈		10 ⁷ / ₈ -15 ⁷ / ₈	



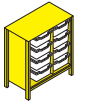
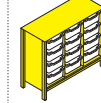
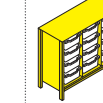


Profil-4 Half-cupboard with small compartments for plastic box trays.

Construction consisting of glued Bodies with legs or posts of solid square-section wood. Additionally with a solid cross-post on the base and optionally with a cover top.

Body made of melamine-resin-coated LIGNOpal chipboard with glued-on plastic edge. Partially with glued centre walls for dividing the Bodies. With grid holes (25 mm) for shelf inserts.

Interior equipment with metal brackets for holding plastic box trays.


Following materials are available: Frame = H1; Body/bases LIGNOpal = L3,4.

	Rows of holes: 1 in.							
Profil-4	h = 37 ³ / ₈		48032	48033	48034	09192	09199	
	w-d / w-h-d		30 ³ / ₈ -17 ³ / ₈	44 ⁷ / ₈ -17 ³ / ₈	57 ¹ / ₂ -17 ³ / ₈	12 ¹ / ₄ -3-14 ³ / ₄	12 ¹ / ₄ -5 ⁷ / ₈ -14 ³ / ₄	
	Number of cases		16x 09192 or 8x 09199	24x 09192 or 12x 09199	32x 09192 or 16x 09199			
	Colors						translucent, red, blue, green, yellow, anthracite	



- i. 2 Element Unit
- ii. 3 Element Unit
- iii. 4 Element Unit
- iv. Add-on Elements
- v. Drawers/Shelves/Suspension File
- vi. Back/Base Panels

Series 700



Series 700 Cupboard and sideboard. Type 2.1+2.2 & Type W.

Constructed of 2 combined LIGNOpal elements in body design, with 4 adjustable feet per element. The cupboard can be used from both sides on Type W.
Fronts are equipped with sliding doors of LIGNOpal running at the front and sliding doors of LIGNOpal or glass (toughened safety glass) running on the inside. LIGNOpal doors with glued-on plastic or beech edge. Optionally with fronts of acoustic micro perforated plate. All doors can be slid over the full element width. Optionally equipped with end faces of LIGNOpal and with back panels of perforated plate, acoustic panels or acoustic micro perforated plate.
Locks. Optionally with cylinder locks.
Handles. Outside sliding doors with fixed knob or bow handle, inner sliding doors with short or long strip handle.
Features. Optional LIGNOpal end panels, perforated-metal finished backs or sound-absorbing backs.
Electrification. Cable outlet is through holes with aluminium inserts in top, bottom and all adjustable shelves.
Following materials are available: Front LIGNOpal = L1,4,6,8,F1; Front Steel = M6; Front Glass = G1; Body/bases LIGNOpal = L1,4,6; Cover plate LIGNOpal = L1,4,6.

Single-Sided		Rows of holes: 1 in.			
Series 700	2 OH	h = 33 ¹ / ₄			
	3 OH	h = 48		47101	47106
	4 OH	h = 66 ¹¹ / ₁₆		47102	47107
	5 OH	h = 77 ¹ / ₂		47103	47108
		Type		2.1	2.2
w-d			63-18 ³ / ₄		

Double-Sided		Rows of holes: 1 in.			
Series 700	2 OH	h = 33 ¹ / ₄			
	3 OH	h = 48		47141	47146
	4 OH	h = 66 ¹¹ / ₁₆		47142	47147
	5 OH	h = 77 ¹ / ₂		47143	47148
		Type		W 2.1	W 2.2
w-d			63-18 ³ / ₄		

OH = Office file height unit.



Other models illustrated on this page:
PantoMove-2K, Network table, OfficeBox, SitAndStand

Series 700 Cupboard and sideboard. Type 3.1.

Constructed of 3 combined LIGNOpal elements in body design, with 4 adjustable feet per element.
Fronts are equipped with sliding doors of LIGNOpal running at the front and sliding doors of LIGNOpal or glass (toughened safety glass) running on the inside. LIGNOpal doors with glued-on plastic or beech edge. Optionally with fronts of acoustic micro perforated plate. All doors can be slid over the full element width. Optionally equipped with end faces of LIGNOpal and with back panels of perforated plate, acoustic panels or acoustic micro perforated plate.
Locks. Optionally with cylinder locks. **Handles.** Outside sliding doors with fixed knob or bow handle, inner sliding doors with short or long strip handle.
Features. Optional LIGNOpal end panels, perforated-metal finished backs or sound-absorbing backs.
Electrification. Cable outlet is through holes with aluminium inserts in top, bottom and all adjustable shelves.
Following materials are available: Front LIGNOpal = L1,4,6,8,F1; Front Steel = M6; Front Glass = G1; Body/bases LIGNOpal = L1,4,6; Cover plate LIGNOpal = L1,4,6.



		Rows of holes: 1 in.			
Series 700	2 OH	h = 33 ¹ / ₄			47111
	3 OH	h = 48			47112
	4 OH	h = 66 ¹¹ / ₁₆			47113
	5 OH	h = 77 ¹ / ₂			47114
		Type			3.1
w-d			94 ¹ / ₂ -18 ³ / ₄		

OH = Office file height unit.



Other models illustrated on this page:
PantoSwing-2K, Network table



Series 700 Cupboard and sideboard. Type 4.1+4.2+4.3.

Constructed of 4 combined LIGNOpal elements in body design, with 4 adjustable feet per element. Fronts are equipped with sliding doors of LIGNOpal running at the front and sliding doors of LIGNOpal or glass (toughened safety glass) running on the inside. LIGNOpal doors with glued-on plastic or beech edge. Optionally with fronts of acoustic micro perforated plate. All doors can be slid over the full element width. Optionally equipped with end faces of LIGNOpal and with back panels of perforated plate, acoustic panels or acoustic micro perforated plate.

Locks. Optionally with cylinder locks.

Handles. Outside sliding doors with fixed knob or bow handle, inner sliding doors with short or long strip handle.

Features. Optional LIGNOpal end panels, perforated-metal finished backs or sound-absorbing backs.

Electrification. Cable outlet is through holes with aluminium inserts in top, bottom and all adjustable shelves.

Following materials are available: Front LIGNOpal = L1,4,6,8,F1; Front Steel = M6; Front Glass = G1; Body/bases LIGNOpal = L1,4,6; Cover plate LIGNOpal = L1,4,6.

Series 700	2 OH	h = 33 ³ / ₄	47116	47121	47126
	4 OH	h = 66 ¹¹ / ₁₆	47118	47123	47128
	5 OH	h = 77 ¹ / ₂	47119	47124	47129
	Type		4.1	4.2	4.3
	w-d		126-18 ³ / ₄		

OH = Office file height unit.



Series 700 Add-on counter unit. Printer shelf.

Add-on counter unit. Construction of tubular-steel spacers and storage surface of melamine-resin laminated LIGNOpal chipboard with glued-on (KU) plastic edges. Storage shelf in rectangular or oval form and in widths matching twin or triple body elements.

Printer shelf. Construction of metal foot with column and shelf of melamine-resin laminated LIGNOpal chipboard with glued-on (KU) plastic edges. Electrification is achieved through cable outlets in the cupboard body. Following materials are available: Cover plate LIGNOpal = L1,4,6.

Series 700		47087	47088	47089	47189
	w-d	63-18 ³ / ₄	94 ¹ / ₂ -18 ³ / ₄	63-19 ⁵ / ₈	19 ⁵ / ₈ -19 ⁵ / ₈

Series 700 Fittings, drawers, suspension files.

Organization. Various fittings such as drawers, files and adjustable shelves can be built-into 80 cm wide body elements. Suspension files and wide drawers with end stops are available in double and triple element widths. Drawers can be sub-divided with further accessories.

Series 700	47095	47096	47097	80-247-99	47195	47196	47197	47198	80-045-65	80-250-99	97-299-99	78-262-99
	single	double	triple		single	double	triple					
end stop	no	yes	yes		no	yes	yes					
	suspension file			file deflector	suspension frame			wide drawer	partition	orgaline	adj. shelf	holding hoop

Series 700 Finished back. Base panel.

Finished back. Constructed of perforated-metal or melamine-resin laminated LIGNOpal chipboard with glued-on (KU) plastic edges or sound absorbing board with horizontal slots. All types can be retrofitted and enable the cupboard to be used as room divider.

Base panel. Constructed of solid metal with attachment to clip onto the adjustable feet of the body elements.

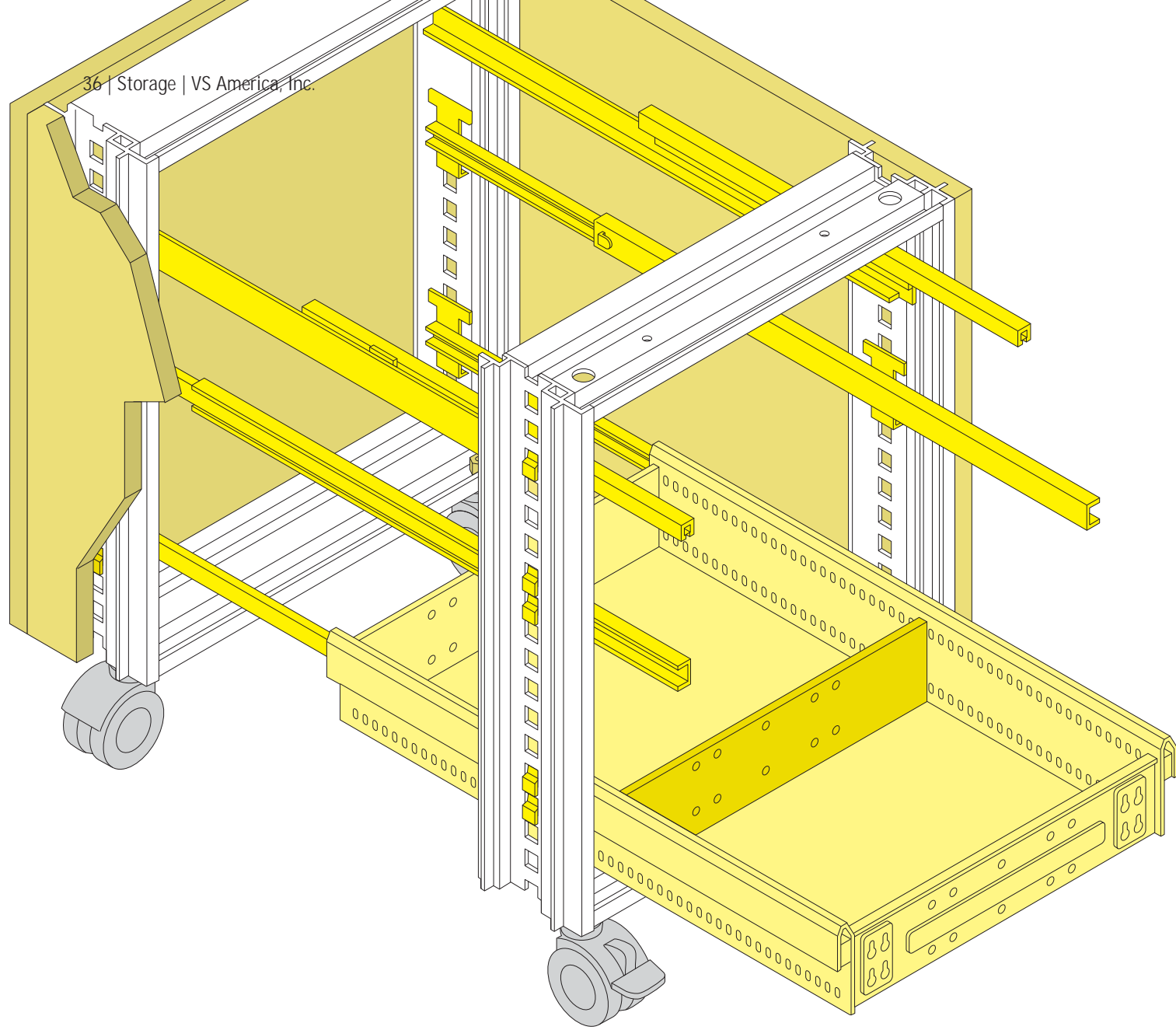
Following materials are available: Front Steel = M6.

Series 700	perforated metal	47091	47092	47093	47094		
	LIGNOpal	47191	47192	47193	47194		
	solid metal					97-297-99	97-298-99
	h	29 ¹ / ₂	44 ¹ / ₈	59 ¹ / ₁₆	73 ⁵ / ₈	3 ¹⁵ / ₁₆	3 ¹⁵ / ₁₆
	w	80				31 ¹ / ₂	16 ¹ / ₈
	OH	2	3	4	5		

OH = Office file height unit.



- i. OfficeBox-NE
- ii. OfficeBox-S9
- iii. Accessories



OfficeBox Pedestal.

The **body construction** is based on a compound system consisting of a steel skeleton and body cladding. Both are joined by a separable connection.

The **steel skeleton** consists of two welded steel frames with integrated rows of holes to accept drawer runners. This system ensures that the load of the drawer runners is transmitted directly to the floor via the steel skeleton and the double castors. A direct, statically-optimum load transfer is thus achieved. The sides of the body cladding are not load bearing.

The **body cladding** can be either melamine-resin laminated LIGNOpal chipboard or steel sheet.

The **drawers** are based on a secure connection between drawer, runner and skeleton which allows the steel skeleton to be manufactured to the closest of tolerances with practically no play and wear.

The drawers are fitted with telescopic runners using hardened steel balls in ball races which allow the load to be optimally distributed resulting in quieter running.

In this way, the pedestal achieves a 20-30% higher service life.

Further characteristic features: All pedestals are equipped with central locking and end stops. Mobile pedestals have 4 double castors (two of which can be locked), free-standing pedestals are fitted with 4 adjustable feet.



Other models illustrated on this page:
Network table

OfficeBox-Ne Short/Long pedestal.

The **construction** (see system description) is based on a steel skeleton system with integrated rows of holes enabling the twist and wear free acceptance of drawers. The pedestal is fitted with central locking.

Ne-front of melamine-resin laminated LIGNOpal chipboard with glued-on (KU) plastic or (BU) beech edges. Bow handle of metal, plastic or beechwood.

3 body types with cladding of 1. melamine-resin laminated LIGNOpal chipboard, 2. solid metal or 3. perforated-metal. All steel parts are powder-coated.

Top cover of free-standing pedestals with corners and edges matching VS table tops.

Drawers in the 2 to 4 height unit (HE) sizes with partial or over-extension. Drawers of 6 HE are usually fitted with over-extension.

Fittings: in the 1.5 HE size with plastic material tray or flat steel drawer and material tray. Size 6 HE usually has suspension frames for DIN A4 files.

Following materials are available: Front LIGNOpal = L1,4,6; Body LIGNOpal = L1,4,6; Body Steel = M2,3,10.

OfficeBox	Type 1	LIGNOpal	40120	40121	40122	40123	40124	40125
	Type 2	Solid metal	40220	40221	40222	40223	40224	40225
	Type 3	Perforated metal	40320	40321	40322	40323	40324	40325
		w-h-d	17 ⁵ / ₈ 22 ¹ / ₄ ±22			17 ⁵ / ₈ 24 ¹ / ₄ ±22		
		HE	9,5			10,5		
		HE	1,5-2-6	1,5-2-3-3	1,5-2-2-4	1,5-3-6	1,5-3-3-3	1,5-2-3-4
		Storage set no.	1	2		1	2	

OfficeBox	Type 1	LIGNOpal	40130	40131	40132	40133	40134	40135	40136	40137	40138	
	Type 2	Solid metal	40230	40231	40232	40233	40234	40235				
	Type 3	Perforated metal	40330	40331	40332	40333	40334	40335				
		w-h-d	17 ⁵ / ₈ 22 ¹ / ₄ ±30				17 ⁵ / ₈ 24 ¹ / ₄ ±30			17 ⁵ / ₈ 28 ¹ / ₄ ±(29 ¹ / ₄)(30)-30 ¹ / ₂		
		HE	9,5				10,5			13,5		
		HE	1,5-2-6	1,5-2-3-3	1,5-2-2-4	1,5-3-6	1,5-3-3-3	1,5-2-3-4	1,5-6-6	1,5-3-3-6	1,5-3-3-3	
		Storage set no.	3	4		3	4		-	5	6	

1 HE = 2"



OfficeBox-S9 Short/Long pedestal.

The construction (see system description) is based on a steel skeleton system with integrated rows of holes enabling the twist and wear free acceptance of drawers. The pedestal is fitted with central locking.

S9-front of powder-coated solid metal with metal bow handle (chrome or matt-nickel plated).

4 body types with cladding of 1. melamine-resin laminated LIGNOpal chipboard, 2. solid metal, 3. perforated metal or 4. melamine-resin laminated LIGNOpal with additional metal facing. All steel parts are powder-coated.

Top cover of free-standing pedestals with corners and edges matching VS table tops.

Drawers in the 2 to 4 height unit (HE) sizes with partial or over-extension. Drawers of 6 HE are usually fitted with over-extension.

Fittings: in the 1.5 HE size with plastic material tray or flat steel drawer and material tray. Size 6 HE usually has suspension frames for DIN A4 files.

Following materials are available: Front Steel = M2,3,10; Body LIGNOpal = L1,4,6; Body Steel = M2,3,10.

OfficeBox	Type 1	LIGNOpal	40100	40101	40102	40103	40104	40105	40106	
	Type 2	Solid metal	40200	40201	40202	40203	40204	40205	40206	
	Type 3	Perforated metal	40300	40301	40302	40303	40304	40305	40306	
	Type 4	LIGNOpal + metal cladding	40400	40401	40402					
		w-h-d	17 ³ / ₈ ×22 ¹ / ₂ ×22			17 ³ / ₈ ×24 ¹ / ₂ ×22				
		HE	9,5			10,5				
	HE	1,5-2-6	1,5-2-3-3	1,5-2-2-4	1,5-3-6	1,5-3-3-3	1,5-2-3-4			
	Storage set no.	1	2		1	2				

OfficeBox	Type 1	LIGNOpal	40110	40111	40112	40113	40114	40115	40116	40117	40118
	Type 2	Solid metal	40210	40211	40212	40213	40214	40215			
	Type 3	Perforated metal	40310	40311	40312	40313	40314	40315			
	Type 4	LIGNOpal + metal cladding	40410	40411	40412						
		w-h-d	17 ³ / ₈ ×22 ¹ / ₂ ×30			17 ³ / ₈ ×24 ¹ / ₂ ×30			17 ³ / ₈ ×28 ³ / ₈ ×(29 ¹ / ₈)(30)×30 ¹ / ₂		
		HE	9,5			10,5			13,5		
	HE	1,5-2-6	1,5-2-3-3	1,5-2-2-4	1,5-3-6	1,5-3-3-3	1,5-2-3-4	1,5-6-6	1,5-3-3-6	1,5-3-3-3-3	
	Storage set no.	3	4		3	4		-	5	6	

1 HE = 2"

OfficeBox Office filing accessories for 2 to 6.5 HE drawers.

There is a choice of plastic material tray (80-117-65) as well as steel-sheet stamp holder (80-118-65). Furthermore there are suspension filing frames (78-204-99, 78-205-99) and stationery racks (78-095-99, 78-096-99) each of steel wire.

OfficeBox		80-117-65	80-118-65	78-204-99	78-205-99	78-095-99	78-096-99
	w-d	13 ³ / ₂ ×9 ¹ / ₄	13-4 ¹ / ₂			12 ⁷ / ₈ ×26 ¹¹ / ₁₆	12 ⁷ / ₈ ×19 ¹ / ₈
	HE	≥ 2		≥ 6		≥ 3	
		Material tray	Stamp holder	Plug-in suspension frame		Form storage file	

OfficeBox Storage/filing accessories for 3 to 6.5 HE drawers.

There is a choice of card boxes (80-127-65 to 80-130-65) with integrated rows of holes in the sides to accept swivel supports (80-132-65 to 80-139-65) for formats DIN A4q, A5q, A5h and A6q (q=horizontal, h=vertical) which correspond in width to the clear inside dimension of pedestal drawers.

Swivel supports can also be inserted into the side wall holes of pedestal drawers and dividers. The card boxes and swivel supports are made of sheet steel.

OfficeBox		80-127-65	80-128-65	80-129-65	80-130-65	80-132-65	80-133-65	80-134-65	80-135-65	80-137-65	80-138-65	80-139-65
	w-d	13 ³ / ₄ ×12 ¹ / ₂	13 ³ / ₄ ×9	13 ³ / ₄ ×6 ¹ / ₂	13 ³ / ₄ ×6 ¹ / ₂	11 ⁷ / ₈ ×8 ¹ / ₄	8 ³ / ₈ ×5 ⁷ / ₈	6-8 ¹ / ₄	6-4 ¹ / ₈	12 ³ / ₄ ×8 ¹ / ₄	9 ³ / ₁₆ ×5 ⁷ / ₈	6 ⁷ / ₈ ×4 ¹ / ₈
	DIN	A4q	A5q	A5h	A6q	A4q	A5q	A5h	A6q	C4q	C5q	C6q
	HE	≥ 6	≥ 4	≥ 6	≥ 3	≥ 6	≥ 4	≥ 6	≥ 3	≥ 6	≥ 4	≥ 3
		Card box inserts					Swing dividers					

OfficeBox Orga-Sets Nos. 1-6.

Composition. Storage/filing sets consist of complete sets of dividers (80-119-65) and stationery racks (78-095-99, 78-096-99) with 7 and 11 compartments respectively matching the available pedestal depths and height units (HE).

Installation. Partitions are inserted into the rows of holes in the sides of pedestal drawers. The stationery rack can be placed in any of the pedestal drawers.

OfficeBox	Storage set	no. 1	no. 2	no. 3	no. 4	no. 5	no. 6
	No. of (80-119-65)	1	2	2	4	4	6
	No. of (78-095-99)	-	-	-	1	-	1
	No. of (78-096-99)	-	1	-	-	-	-

1 HE = 2"



Series 8000



Series 80000 Cabinet systems.

Constructed: The body is either glued together or capable of being knocked-down and can be combined with other cupboards to form walls.

Body is of melamine-resin laminated LIGNOpal chipboard with glued-on (KU) plastic or (BU) beech edges. Some bodies have glued structural shelves and partitions (in the middle or displaced) to divide the body vertically and horizontally. Rows of holes or a perforated aluminium section (25 mm spacing) for adjustable shelves. Body with concealed adjustable feet and optionally with a plinth of solid beech or steel and with removable back panel.

Fronts are either open (shelves) or fitted with wing, sliding or glass doors as well as tambours or drawers.

Cylinder locks either keyed alike.

Bow handles of steel, wood or plastic as well as flush handles of plastic and knobs of steel.

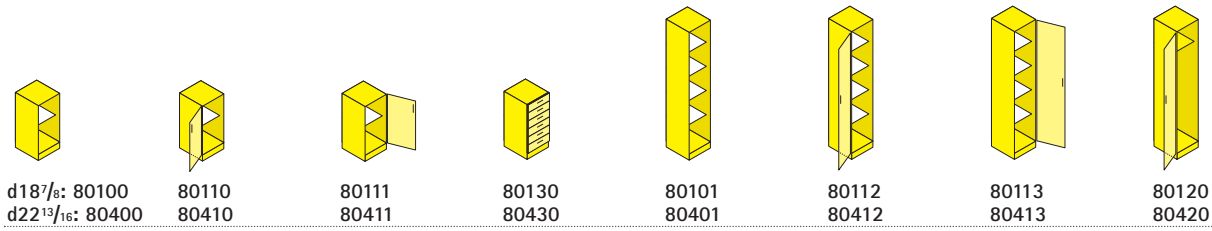
Features: Optional panels, top covers, end and/or plinth panels as well as wall and ceiling closers.

Internal fittings: Adjustable shelves or wardrobes. Suspension files, drawers, "English drawers" and many others storage and filing accessories for special cupboards.

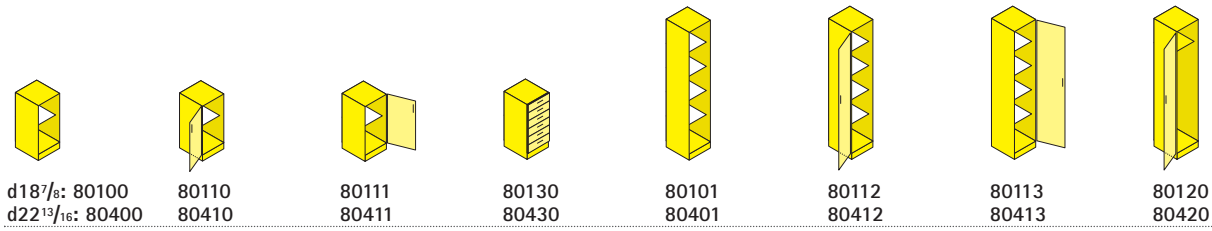
Following materials are available: Front LIGNOpal = L1,4,6,F1; Body/bases LIGNOpal = L1,4,6; Cover plate LIGNOpal = L1,4,6.

The cupboards are available in the following sizes (inches): W = 15³/₄, 19¹¹/₁₆, 23⁵/₈, 31¹/₂, 39³/₈, 47¹/₄. H = 33¹/₈, 48¹/₈, 62⁵/₈, 77¹/₂, 99¹/₈. D = 16¹/₂, 22⁷/₈ + ⁷/₈ for fronts. OH = Office file height unit.

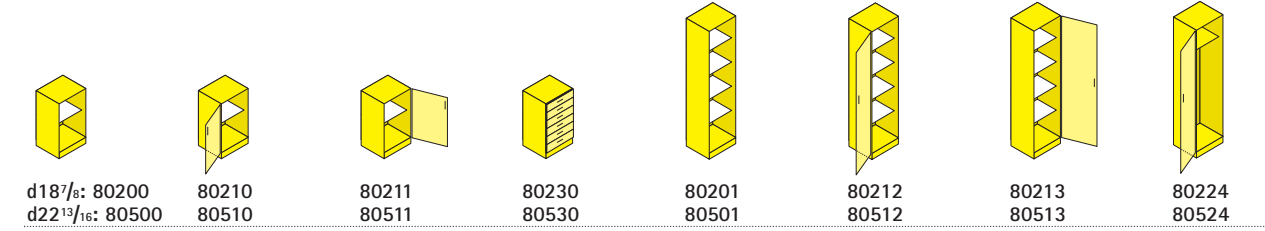
w/h 15³/₄ x 33¹/₄



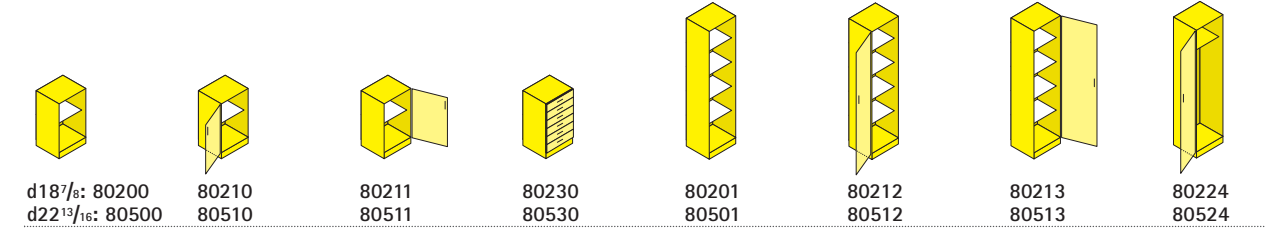
w/h 15³/₄ x 77⁹/₁₆



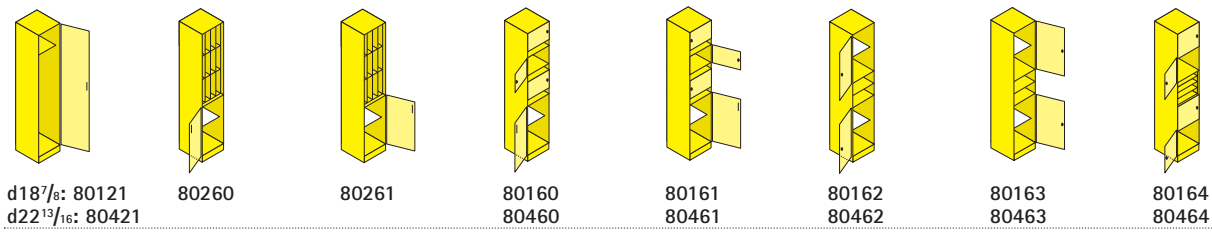
w/h 19¹¹/₁₆ x 33¹/₄



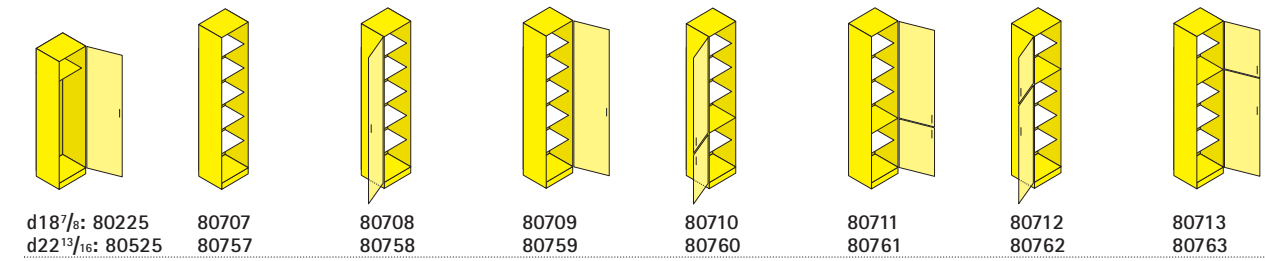
w/h 19¹¹/₁₆ x 77⁹/₁₆



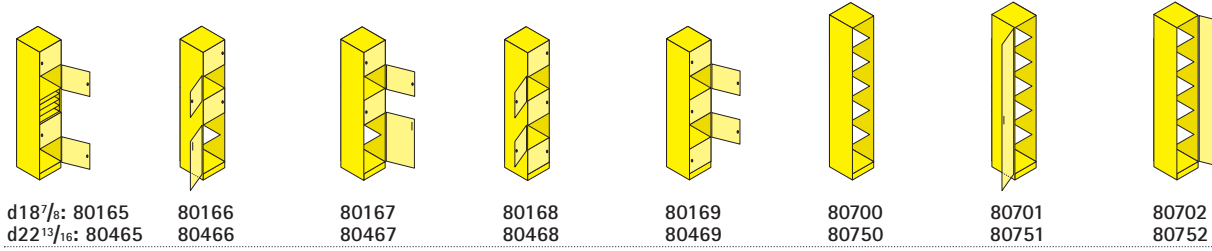
w/h 15³/₄ x 77⁹/₁₆



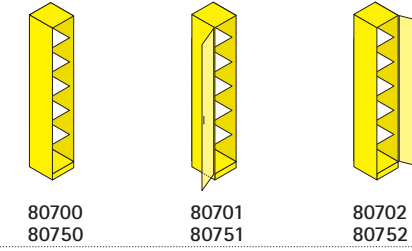
w/h 19¹¹/₁₆ x 77⁹/₁₆ w/h 19¹¹/₁₆ x 92⁵/₁₆



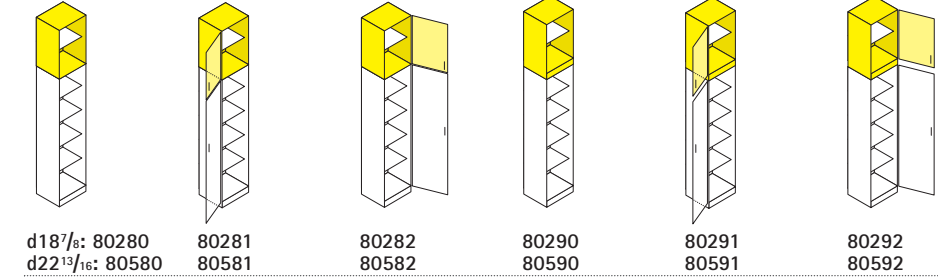
w/h 15³/₄ x 77⁹/₁₆



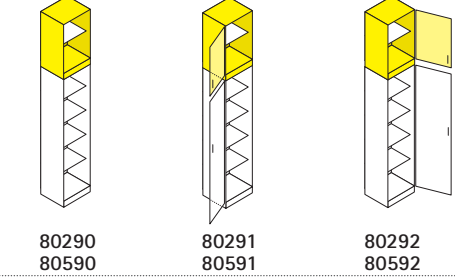
w/h 15³/₄ x 92⁵/₁₆



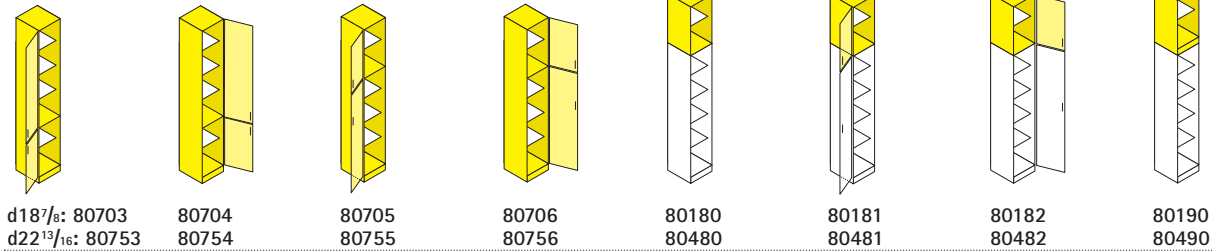
w/h 19¹¹/₁₆ x 29¹/₂



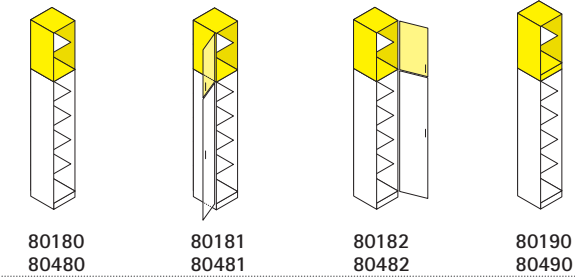
w/h 19¹¹/₁₆ x 33¹/₄



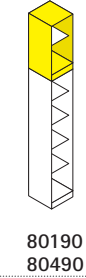
w/h 15³/₄ x 92⁵/₁₆



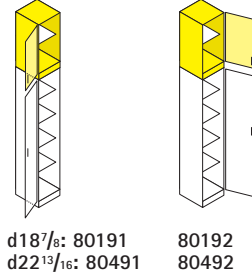
w/h 15³/₄ x 29¹/₂



w/h 15³/₄ x 33¹/₄



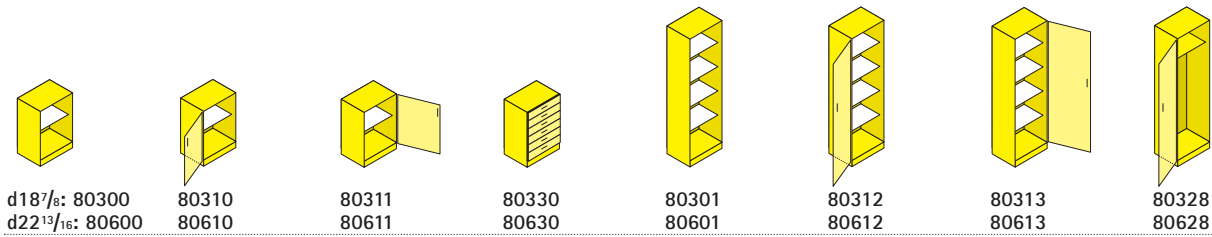
w/h 15³/₄ x 33¹/₄



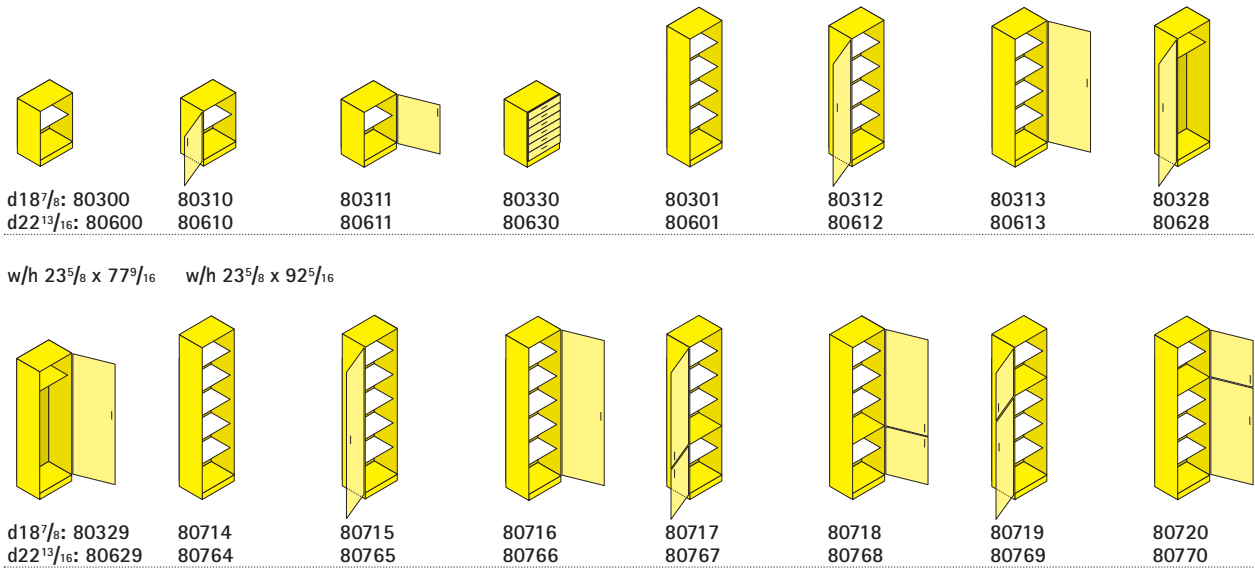
Wing Doors...

- with semi-concealed 120° all-metal hinge plates
- with visible 270° all-metal hinge plates
4. Folding key with door "number" plate

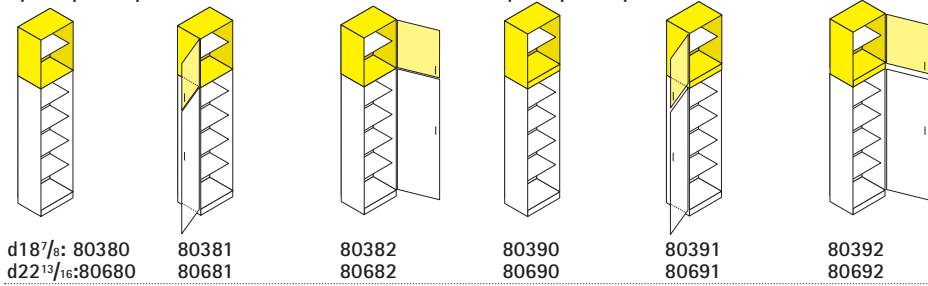
w/h 23⁵/₈ x 33¹/₄



w/h 23⁵/₈ x 77⁹/₁₆

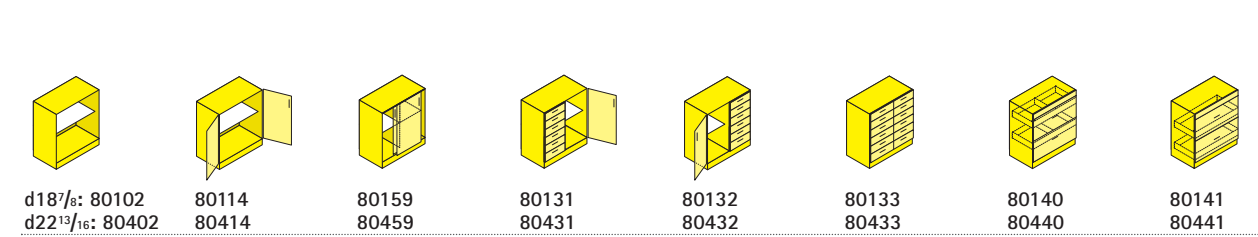


w/h 23⁵/₈ x 29¹/₂



w/h 23⁵/₈ x 33¹/₁₆

w/h 31¹/₂ x 33¹/₄

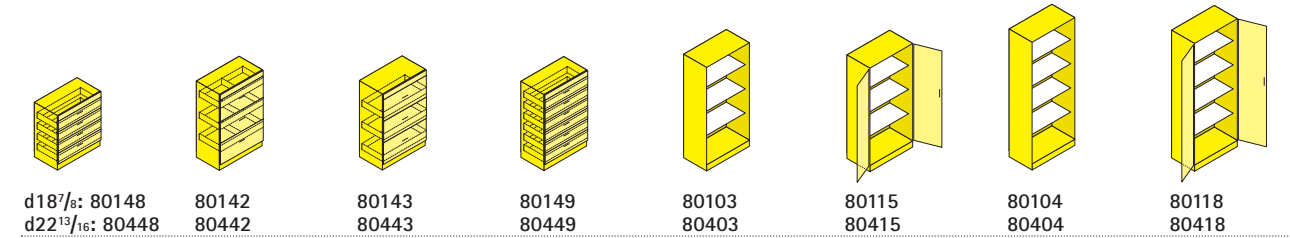


w/h 31¹/₂ x 33¹/₄

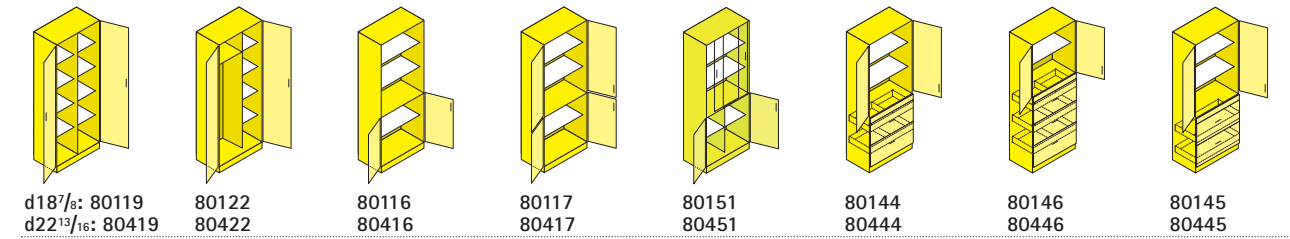
w/h 31¹/₂ x 48¹/₁₆

w/h 31¹/₂ x 62¹³/₁₆


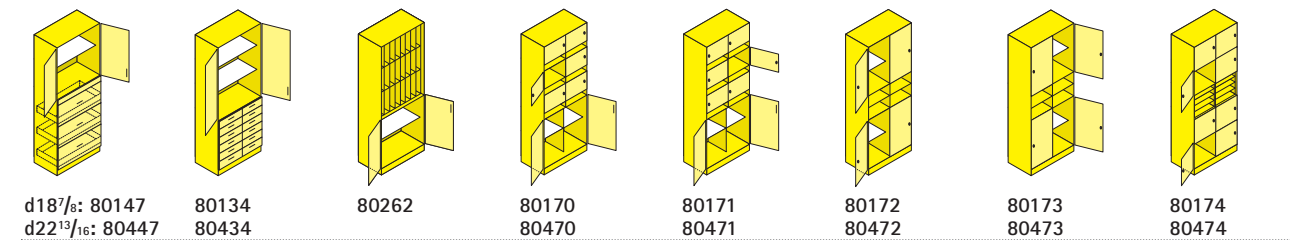
w/h 31¹/₂ x 77⁹/₁₆



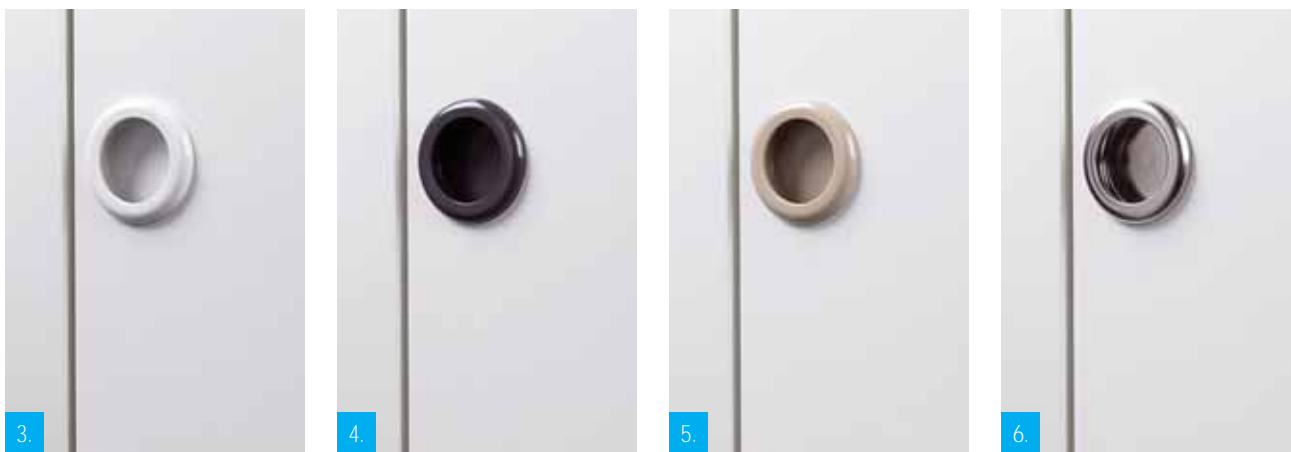
w/h 31¹/₂ x 77⁹/₁₆



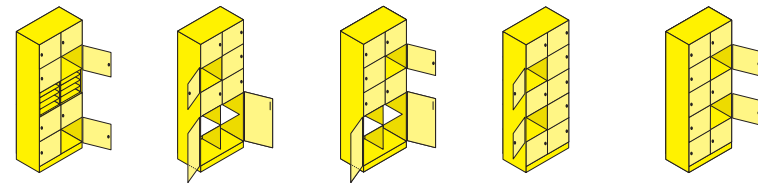
w/h 31¹/₂ x 77⁹/₁₆



- Wing Doors...
1. with rubber rings for optimized grip
 2. with rubber rings for optimized grip and integrated lock
- Plastic inset handle...
3. grey-white
 4. black-grey
 5. nevada beige
 6. chrome plated



w/h 31 1/2 x 77 9/16



d18 7/8: 80175
d22 13/16: 80475

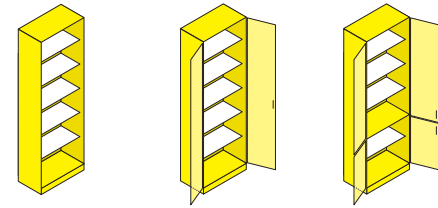
80176
80476

80177
80477

80178
80478

80179
80479

w/h 31 1/2 x 92 5/16

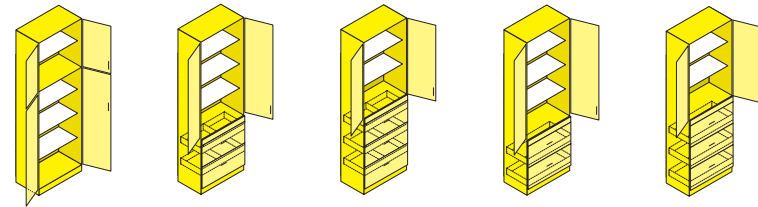


80721
80771

80722
80772

80723
80773

w/h 31 1/2 x 92 5/16



d18 7/8: 80724
d22 13/16: 80774

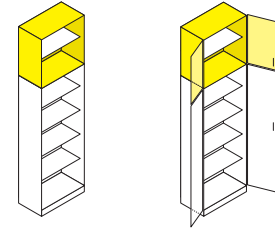
80725
80775

80726
80776

80727
80777

80728
80778

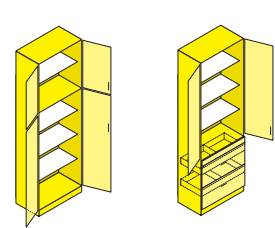
w/h 31 1/2 x 29 1/2



80183
80483

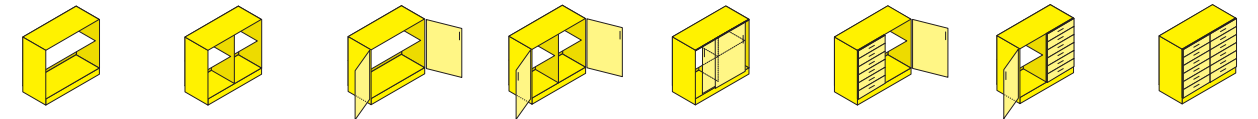
80184
80484

w/h 31 1/2 x 33 1/16



d18 7/8: 80194
d22 13/16: 80494

w/h 39 3/8 x 33 1/4



d18 7/8: 80202
d22 13/16: 80502

80203
80503

80214
80514

80215
80515

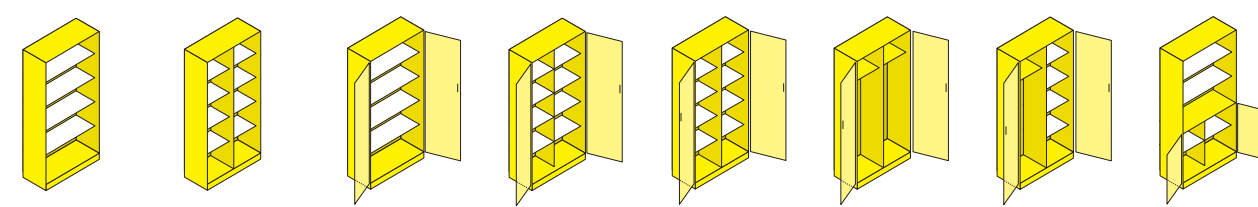
80259
80559

80231
80531

80232
80532

80233
80533

w/h 39 3/8 x 77 9/16



d18 7/8: 80204
d22 13/16: 80504

80205
80505

80218
80518

80220
80520

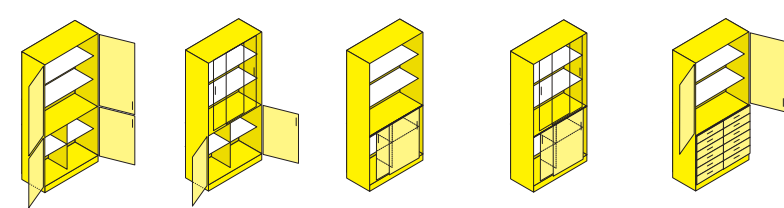
80219
80519

80221
80521

80222
80522

80216
80516

w/h 39 3/8 x 77 9/16



d18 7/8: 80217
d22 13/16: 80517

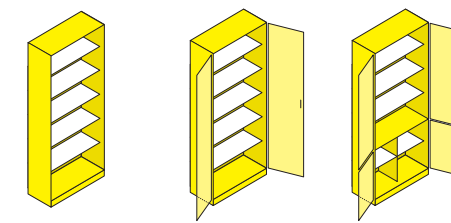
80252
80552

80251
80551

80253
80553

80234
80534

w/h 39 3/8 x 92 5/16

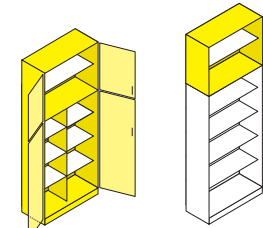


80729
80779

80730
80780

80731
80781

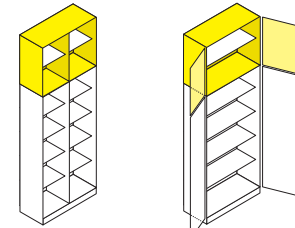
w/h 39 3/8 x 92 5/16



d18 7/8: 80732
d22 13/16: 80782

80283
80583

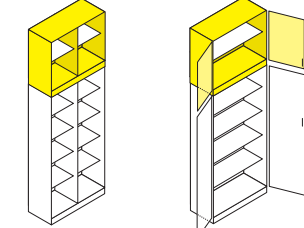
w/h 39 3/8 x 29 1/2



80284
80584

80285
80585

w/h 39 3/8 x 33 1/16



80293
80593

80294
80594

80295
80595



1.



2.



3.



4.



5.



6.



7.

Metal bow handle...

1. chrome-plated
2. matt nickel-plated

Wooden bow handle...

3. natural beech
4. black beech

Plastic bow handle...

5. grey-white
6. black-grey
7. nevada beige



1.

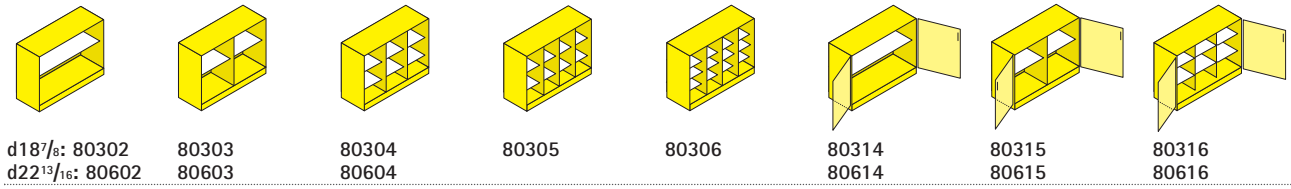


2.

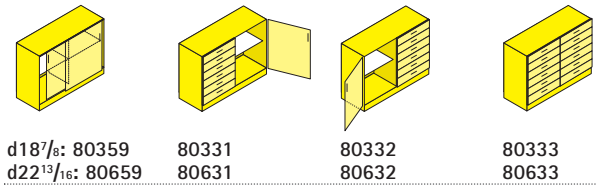
Shelves...

1. LIGNOpal (wood) bases
2. Sheet-steel bases

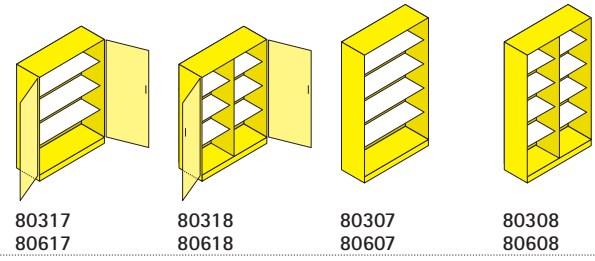
w/h 47 1/4 x 33 1/4



w/h 47 1/4 x 33 1/4

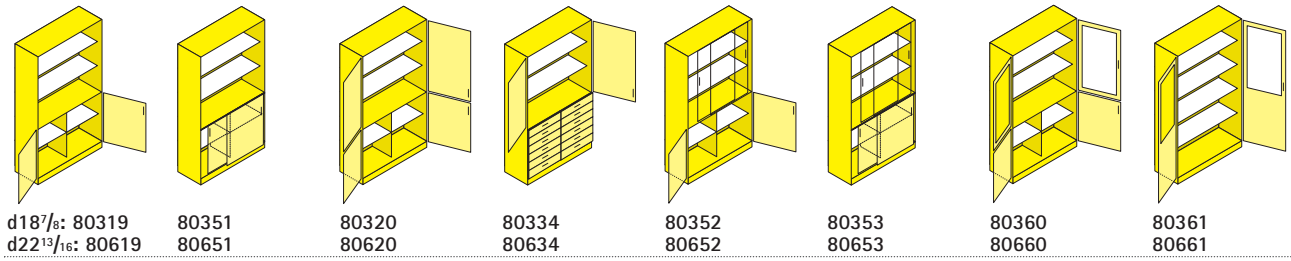


w/h 47 1/4 x 62 13/16

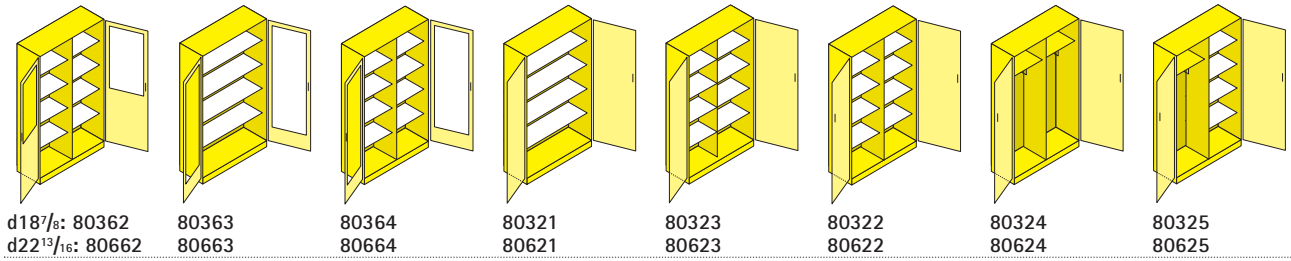


w/h 47 1/4 x 77 9/16

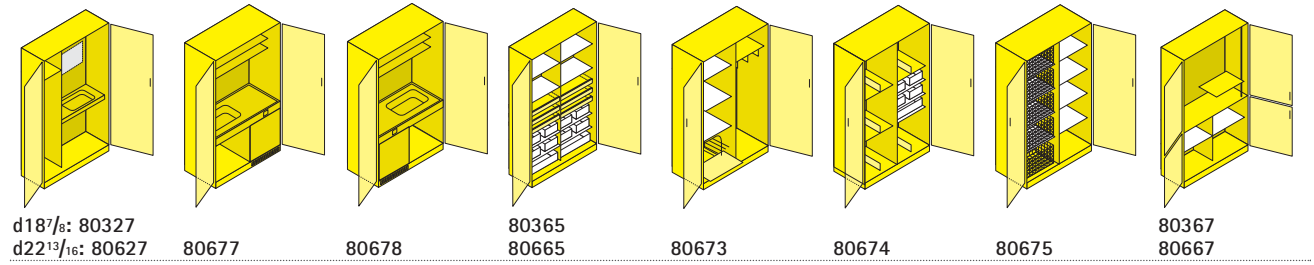
w/h 47 1/4 x 77 9/16



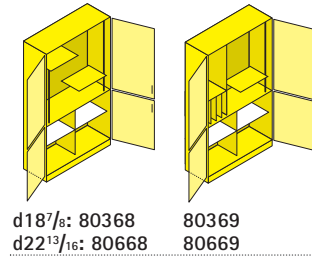
w/h 47 1/4 x 77 9/16



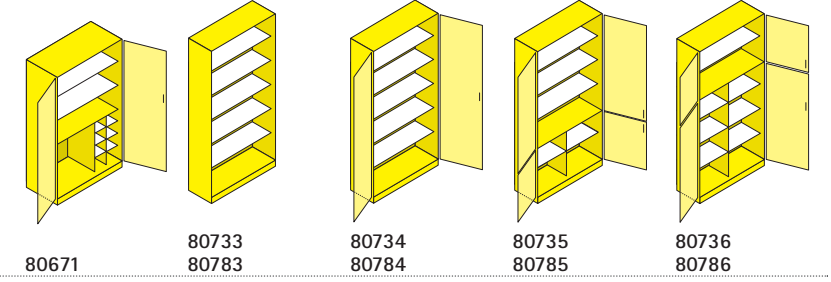
w/h 47 1/4 x 77 9/16



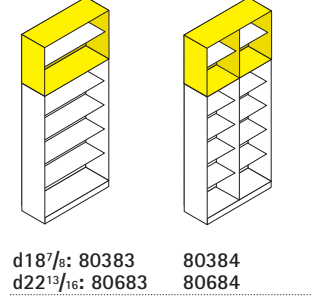
w/h 47 1/4 x 77 9/16



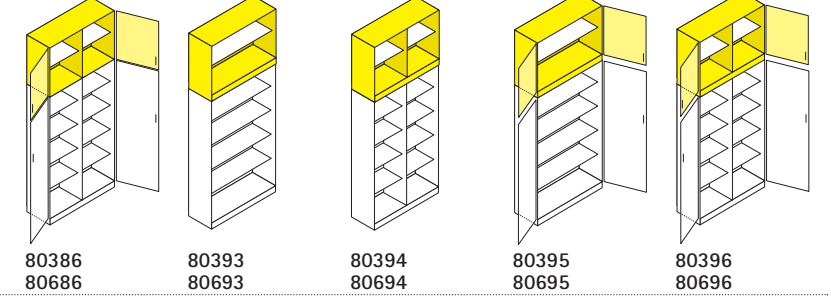
w/h 47 1/4 x 92 5/16



w/h 47 1/4 x 29 1/2



w/h 47 1/4 x 33 1/16



Shelf attachments...

1. with an aluminium hole-channel profile section for positioning shelves and accessories
2. with hole-channels bored for positioning base shelves and accessories



Cupboards with front division are available with...

1. drawers
2. suspension frames and wider drawers





- i. Series 500
- ii. BoxStore
- iii. Rollo

Miscellaneous Storage



Series 500 Shelving and roller-shutter cabinet (base/add-on element).

Construction of glued Bodies which can be combined next to and on top of each other into wall units (see product info for add-on element). Available as roller-shutter cabinet with removable top shelf for revision or as shelving cabinet with completely glued Body. Base made of 8 mm LIGNOpal or 4 cm or 7.5 cm sheet steel.

Body of melamine-resin-coated LIGNOpal chipboard with glued-on plastic edge, rows of holes and concealed adjustable feet.

Front consisting of horizontal roller shutter sliding to the right with aluminium handle strip and alternatively with a cylinder lock. Optionally with acoustically effective micro perforated structure, back panel made from LIGNOpal or from acoustically effective micro perforated sheet and with cover plate.

Interior equipment with adjustable shelf inserts or for 85, 120 and 160 roller-shutter cabinets different combinations of hanging frames and wide drawers.

The following materials are available: Roller = C4; LIGNOpal Body/shelves = L1,4,6; cover plate LIGNOpal L1,4,6,F1.

Series 500	1 OH	h = 14 ³ / ₄	42005	42010			42055	42060		
	2 OH	h = 29 ¹ / ₂	42004	42009			42054	42059		
	3 OH	h = 44 ⁵ / ₁₆	42003	42008	42013	42018	42053	42058	42063	42068
	4 OH	h = 59 ¹ / ₁₆	42002	42007	42012	42017	42052	42057	42062	42067
	5 OH	h = 73 ¹³ / ₁₆	42001	42006			42051	42056		
		w	16 ³ / ₄ (15 ¹ / ₄)	33 ⁷ / ₁₆ (31 ¹⁵ / ₁₆)	47 ¹ / ₄ (22 ¹ / ₂ x 2)	64 ³ / ₁₆ (31 x 2)	16 ³ / ₄ (13 ¹ / ₄)	33 ⁷ / ₁₆ (30)	47 ¹ / ₄ (30+13 ¹ / ₁₆)	64 ³ / ₁₆ (30 x 2)
	d	16 ³ / ₄ (11 ⁷ / ₈)								

Series 500	1 OH	h = 14 ³ / ₄	42021	42026	42031	42036	42071	42076	42081	42086	
	2 OH	h = 29 ¹ / ₂	42022	42027	42032	42037	42072	42077	42082	42087	
	3 OH	h = 44 ⁵ / ₁₆	42023	42028	42033	42038	42073	42078	42083	42088	
		w (clear)	16 ³ / ₄ (15 ¹ / ₄)	33 ⁷ / ₁₆ (31 ¹⁵ / ₁₆)	47 ¹ / ₄ (22 ¹ / ₂ x 2)	64 ³ / ₁₆ (31 x 2)	16 ³ / ₄ (13 ¹ / ₄)	33 ⁷ / ₁₆ (30)	47 ¹ / ₄ (30+13 ¹ / ₁₆)	64 ³ / ₁₆ (30 x 2)	
		d (clear)	16 ³ / ₄ (11 ⁷ / ₈)								

OH = Office file height unit.



BoxStore Mobile cabinets.

Construction of glued Bodies on a steel frame with design castors.

Body of melamine-resin-coated LIGNOpal chipboards with glued-on plastic edge. With glued centre panels for dividing the Bodies. With rows of drill holes (25 mm) for adjustable shelf inserts or with plastic rails for holding plastic trays/tubs.

Optionally with transparent back panel.

Fronts are partly open (shelving cabinets) or equipped with wing doors.

Optionally with cylinder or turning-lock knobs.

Bow handles made from steel, wood or plastic, inset-type handles made from plastic and olive handles made from steel.

Following materials are available: Front LIGNOpal = L1,4,6,F1; Body/bases LIGNOpal = L1,4,6.

BoxStore		80843	80844	80845	80846	80847	80848	09192	09199		
	w-d	47 ¹ / ₄ 16 ³ / ₁₆						12 ⁵ / ₁₆ 14 ³ / ₄			
	h	33 ¹ / ₄			56 ⁷ / ₈			3	5 ⁷ / ₈		
	Adjustable shelf	2	1			6			3		
	Material tray	14x 09192 + 6x 09199 + 2x 09192			28x 09192 + 14x 09199						
	Colors	translucent, red, blue, green, yellow, anthracite									



Rollo Side opening tambour cupboard.

Construction The body is glued together and can be combined with other cupboards to form walls. As cupboard, add-on cupboard or already combined with a pull-out writing surface (optional).

Body is of melamine-resin laminated LIGNOpal chipboard with glued-on (KU) plastic or (BU) beech edges. With rows of holes or a perforated aluminium section. The body has concealed adjustable feet.


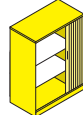
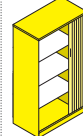
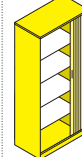
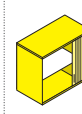
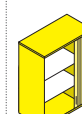
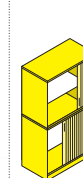

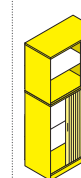

Fronts with side opening tambour.





Optional with **cylinder lock**.

Bow handles of steel, wood or plastic.















Internal fittings: Adjustable shelves.

Following materials are available: Roller cover = C3; Body/bases LIGNOpal = L1,4,6.

	Rows of holes: 9 ¹³ / ₁₆ in.										
											
d = 18 ⁷ / ₈	80830	80831	80832	80833	80834	80835	80836	80837	80838	80839	
w-h	35 ³ / ₈ ×33 ³ / ₄	35 ³ / ₈ ×48	35 ³ / ₈ ×66 ¹¹ / ₁₆	35 ³ / ₈ ×77 ¹ / ₂	35 ³ / ₈ ×29 ¹ / ₂	35 ³ / ₈ ×44 ¹ / ₈	35 ³ / ₈ ×66 ¹¹ / ₁₆	35 ³ / ₈ ×77 ¹ / ₂	35 ³ / ₈ ×77 ¹ / ₂	35 ³ / ₈ ×92 ³ / ₈	
Lock (optional)			(1)					(2)			
	1-part cupboard				1-part attachment cupboard		2-part combination				



M

			
M1 036 deep red	M1 037 deep green	M1 038 deep blue	M1 039 deep black
			
M2 059 arctic	M2 063 anthracite	M2 078 grey white RAL 9002	M2 091 white RAL 9016
			
M3 026 yellow orange	M3 027 dark red	M3 028 dark green	M3 029 dark blue
			
M4 008 black	M4 009 brilliant silver		
			
M5 039 deep black			
			
M6 059 arctic	M6 078 grey white		
			
M7 060 chrome-plated			
			
M8 light grey RAL 7035			
			
M9 049 high-polished aluminium			
			
M10 065 black RAL 9011			
			
M11 039 deep black	M11 059 arctic		