

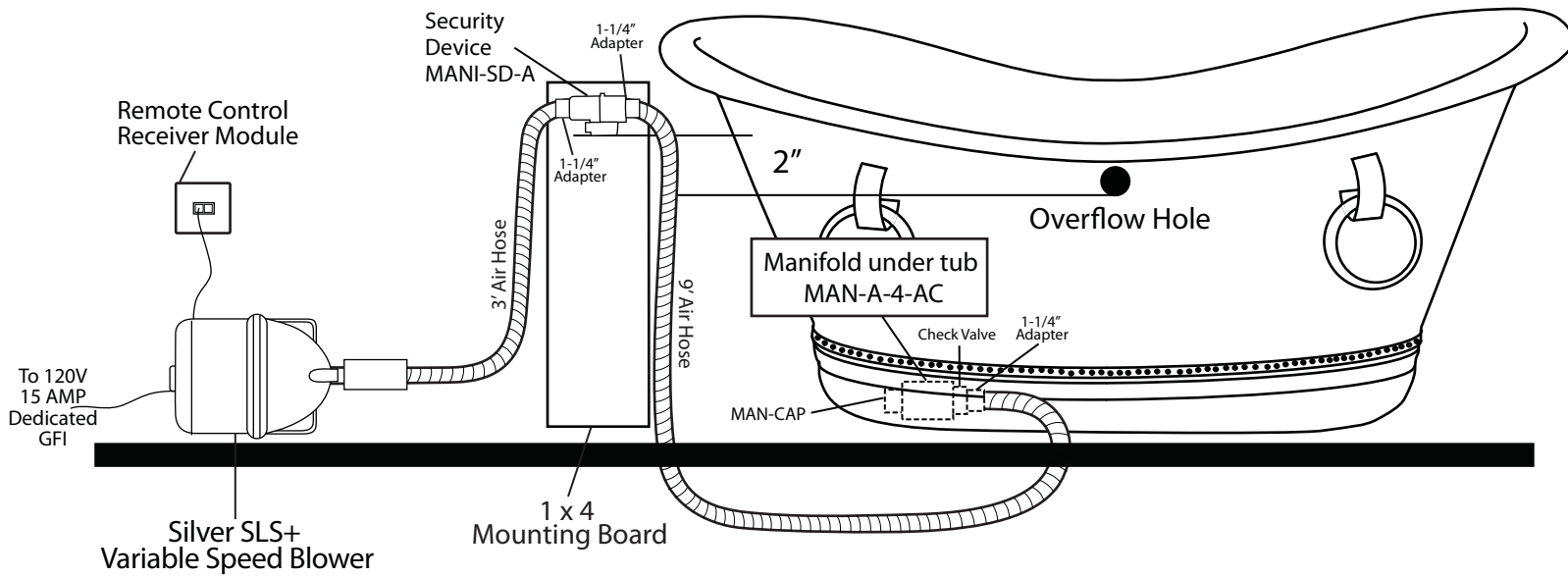
INSTALLATION INSTRUCTIONS

66" Sawyer Bateau Hammered Copper Double Slipper Air Bath Tub with Rings

- Install so that the security device, MANI-SD-A, is at least 2" above the bottom of the overflow hole.

Components List:

- BM-TWP Ball Check Valve Jets
- MANI-SD-A Security Device
- MAN-A-4-AC Manifold
- Silver SLS+ Variable Speed Blower



Inside of Bath

Features:

- (12) Maxi Air Jets with 24 openings



Elbows for air jets

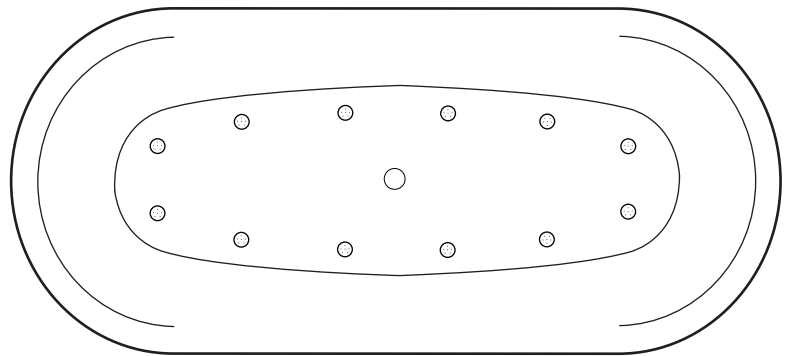


Tees for air jets

- Remote Control CG+/RTC-SENSOR-WP



12-15 year battery life



66" Sawyer Bateau Hammered Copper Double Slipper Air Bath Tub with Rings

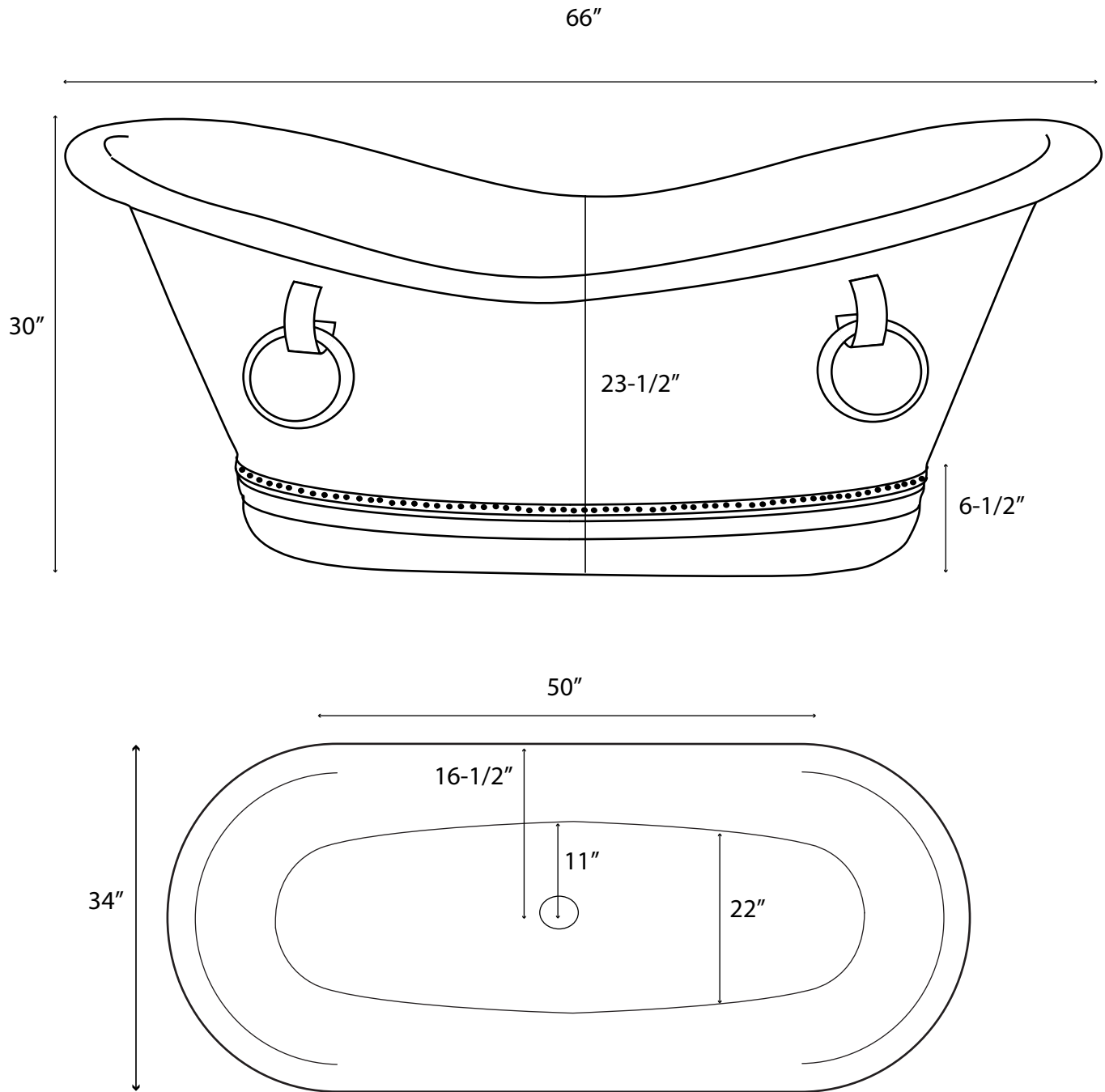
Hammered exterior and interior with smooth rim and base.

Overall Tub Dimensions: 66" L x 34" W x 30" H

(Width includes Rings on both sides.)

Water Capacity: 60 Gallons

Tub Weight Uncrated: 170 lbs. Tub Weight Crated: 325 lbs.



Tub Rim is 2-5/8" W.

Overflow hole is 1-3/4" diameter.

Water depth is 13" to overflow.

Overflow is 19" from floor.

All measurements are approximate. Measurements may vary +/- 1/2"