


vision™ III



features

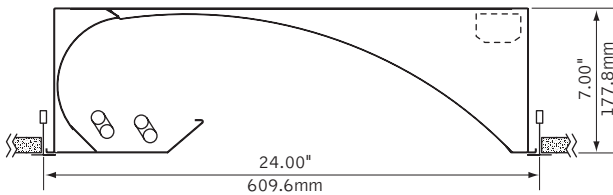
2'x2' recessed luminaire designed to address lighting requirements for videoconferencing and distance learning applications.

Continuous row installation in grid ceiling systems is easily achieved.

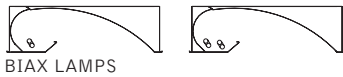
Vision™ III delivers superior facial modeling performance.

Vision™ III is an essential part of videoconferencing lighting systems.

dimensional data

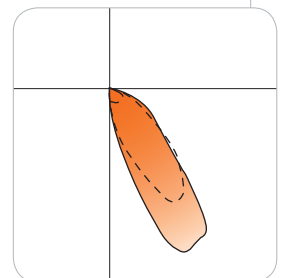


lamping options



performance

2-Lamp 40W Biax
59% Efficiency
4373 cd @ 25°



Visit focalpointlights.com for complete photometric data.

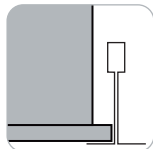
march 2009

fixture:

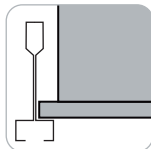
project:

mounting information

grid



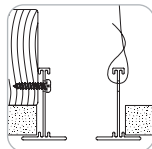
"G" flat tee



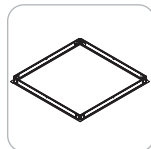
slot tee luminaire sits on top of 9/16" slot tee grid.

drywall frame kit

specify "DF" Drywall Frame Kit for drywall ceiling conditions.



Use tie-wire or screws to secure frame kit.



cut out dimensions:
2': Min: 24.125"
Max: 24.563"

specifications

construction

One-piece 20 Ga. steel reflector and housing.

weight: 20 lbs

optic

Triple segmented reflector fabricated of High Reflectance White powder coat, low gloss Matte Satin White powder coat and low iridescent, glare controlling, premium anodized aluminum.

electrical

Electronic ballasts are thermally protected and have a Class "P" rating.

Optional dimming ballasts available.

Consult factory for dimming specifications and availability.

UL and cUL listed.

finish

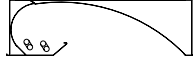
Polyester powder coat applied over a 5-stage pre-treatment.

ordering

luminaire series	FTV	<u>FTV</u>
Vision III	FTV	
nominal size		<u>22</u>
2' x 2'	22	
distribution		<u>W</u>
Direct Asymmetrical	W	
lamp quantity		
One Lamp	1	
Two Lamps	2	
lamp type		
40 Watt Biax	BX40	
50 Watt Biax	BX50	
55 Watt Biax	BX55	
ballast		
Electronic Program Start <10% THD	S	
Electronic Dimming Ballast*	D	
voltage		
120 Volt	120	
277 Volt	277	
347 Volt	347	
mounting		<u>G</u>
Grid	G	
factory options		
Chicago Plenum	CP	
Drywall Frame Kit (Cut out dimensions: Min: 8.685"/Max: 9.00" Min: 48.125"/Max 48.563")	DF	
Emergency Battery Pack*	EM	
HLR/GLR Fuse	FU	
Flex Whip*	FW	
Include 3000K Lamp	L830	
Include 3500K Lamp	L835	
Include 4100K Lamp	L841	
Separate Circuit*	SC	
Master Satellite*	MS	
Tandem Wiring*	TW	
Lutron™ Sensor Feed* (EcoSystem ballast required)	SF	
finish		<u>WH</u>
Matte Satin White	WH	

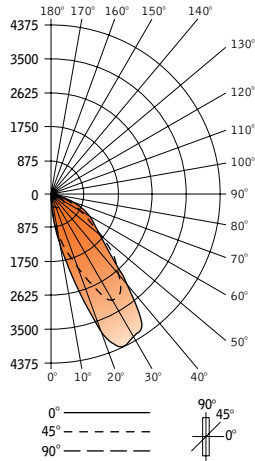
* for more information see Reference section.

vision™ III



Filename: FTV222BX40.IES
 Catalog #: FTV-22-W-2-BX40-S-120-G-WH
 Efficiency: 59%
 Test #: 13147.0

CANDLEPOWER DISTRIBUTION



Vertical Angle	Horizontal Angle				Zonal Lumens
	0°	22.5°	45°	67.5°	
0°	298	298	298	298	298
5°	832	807	664	485	313
15°	2261	2046	1484	879	334
25°	4373	4028	4656	1198	366
35°	4170	3814	3149	1460	374
45°	2254	2457	2401	1440	378
55°	1375	1267	1293	942	372
65°	943	819	648	502	317
75°	394	350	290	231	170
85°	0	0	1	10	17
90°	0	0	0	0	0
95°	0	0	0	0	0
105°	0	0	0	0	0
115°	0	0	0	0	0
125°	0	0	0	0	0
135°	0	0	0	0	0
145°	0	0	0	0	0
155°	0	0	0	0	0
165°	0	0	0	0	0
175°	0	0	0	0	0
180°	0	0	0	0	0

LUMEN SUMMARY

Zone	Lumens	% Lamp	% Fixt	
0°-30°	892	14.2	24.2	
0°-40°	1759	27.9	47.7	
0°-60°	3114	49.4	84.4	
0°-90°	3689	58.6	100.0	
Total Luminaire	0°-180°	3689	58.6	100.0