




FOCAL POINT®


compact
fluorescent
squares & rectangles

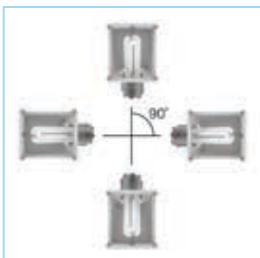


Thinking Squares and Rectangles?

Focal Point is pleased to introduce compact fluorescent squares and rectangles to our expanding ID® product line.


Think ID - The Intelligent Downlight®

Think different. Think smart. Think ID[®], the Intelligent Downlight[®].



lamp align[™]

Upper reflector/lamp may be installed in any 90-degree direction to allow for consistent lamp appearance from below the ceiling.




housing alignment

For easy alignment to walls and adjacent fixtures, ID's aperture rotates up to 110 degrees. Laser sights and string guides are provided for easy contractor fine tuning.

trim options



Select the overlap trim (SO) for grid, wood and drywall ceiling types. ID's overlap options are supplied with a one piece die-cast flange.

For a trimless appearance, the flush option (SF) provides the ultimate in clean drywall installation. The die-cast mud plate secures the housing to the ceiling while revealing a minimal reflector flange.




smart-lock[™]

Smart lock clips make field painting of trim easy. Quick removal and assembly eliminates paint overspray on reflectors.



trim retention

Torsion springs pull reflector tight to ceiling.



centerlock™

The vented CenterLock socket cup allows each lamp size to be centered in the aperture. Simply twist the socket cup to lock-in the correct lamp position.



integral test switch

ID's integral emergency battery test switch and indicator light are discreetly tucked into the upper reflector.

electrical


Door mounted components allow for easy service. UL listed for through wiring #12awg 90C.



1" ceiling thickness

microglow™

MicroGlow is a precision molded acrylic lens that breaks up lamp image with 92% light transmission. (lens optional)




light control

Designed for comfort in any space, the parabolic reflector provides 55 degree cut-off to the lamp and lamp image.




tight corners

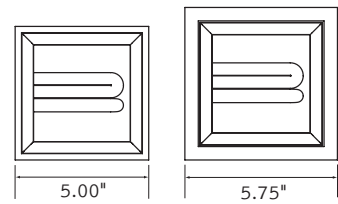
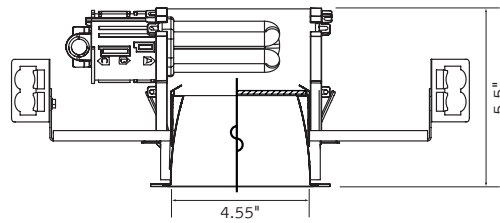
Precision reflector design eliminates light leaks and unsightly gaps in corners.




D44 downlight



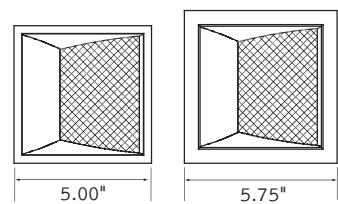
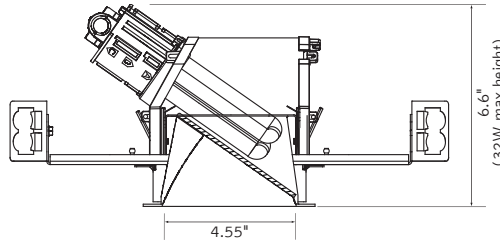
18, 26 & 32W lamps



D44 wall wash



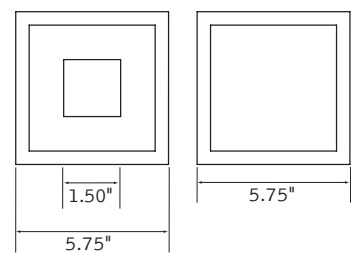
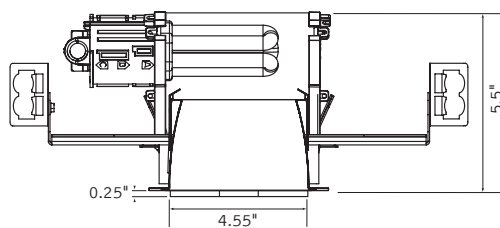
18, 26 & 32W lamps




D44 decorative lens



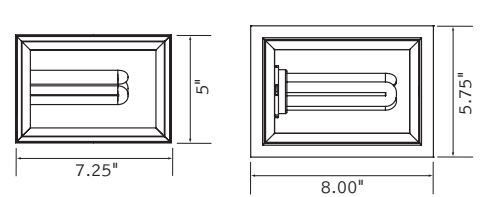
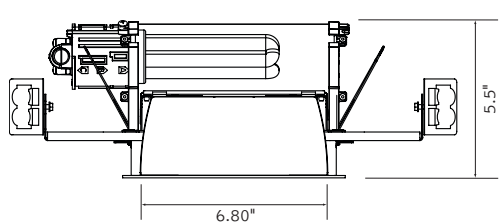
18, 26 & 32W lamps



D46 downlight



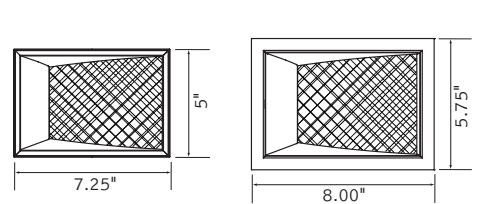
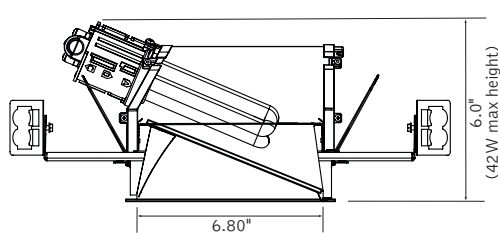
32 & 42W lamps



D46 wall wash



32 & 42W lamps



housing ordering

housing series	
4.5" x 4.5" ID CFL Housing	FC44
4.5" x 6.75" ID CFL Housing	FC46
lamp	
18W Triple Tube, GX24q-2	18TT
26W Triple Tube, GX24q-3/4 (Includes wattage restriction label)	26TT
32W Triple Tube, GX24q-3/4 (Includes wattage restriction label)	32TT
42W Triple tube, GX24q-3/4 (FC46 housing only)	42TT
ballast	
Electronic Program Start <10% THD	S
Electronic Dimming Ballast*	D
voltage	
120V	120
277V	277
347V	347
faceplate type	
Square Flush	SF
(not available with decorative lens)	
Square Overlap	SO
housing rating	T
Thermally Protected, Non-IC	T
factory options	
Bar Hangers	BH
Chicago Plenum	CP
Emergency Battery Pack*	EM
HLR/GLR Fuse	FU
Include 3000K Lamp	L830
Include 3500K Lamp	L835
Include 4100K Lamp	L841

trim ordering downlight/lens/wall wash

trim aperture	
4.5" x 4.5" Aperture	D44
4.5" x 6.75" Aperture	D46
faceplate type	
Square Flush	SF
Square Overlap	SO
optic	
Downlight	DN
Downlight Micro Glow Lens	RLMG
Wall Wash Micro Glow Lens	WWMG
color	
Clear Diffuse	CD
Clear Specular	CS
Warm Diffuse	WD
Silver Talc Diffuse	TD
flange finish (for SO option only)	
White	WH
Black	BK
Titanium Silver	TS
Aluminum Raw	AL

trim ordering decorative lens

trim aperture	D44
4.5" x 4.5" Aperture	D44
faceplate type	SO
Square Overlap	SO
optic	
Solid Lens, Clear	C
Solid Lens, Green Edge Tint	G
Solid Lens, Blue Edge Tint	B
Lens with 1.5" Opening, Clear	OC
Lens with 1.5" Opening, Green EdgeTint	OG
Lens with 1.5" Opening, Blue EdgeTint	OB
flange finish	
White	WH
Black	BK
Titanium Silver	TS
Aluminum Raw	AL

Note: a complete unit consists of two line items, housing and trim, example: FC46-32TT-S-120-SO-T, D46-SO-DN-CD-WH

reflector finishes




clear diffuse



clear specular



warm diffuse



silver talc

faceplate finishes



white



black



titanium silver



aluminum raw

decorative lens options



solid lens



open lens



clear



green tint



blue tint

id companion luminaires

A complete range of Halogen MR16 and Ceramic Metal Halide MR16 lamps are available in id square with matching reflector and faceplate finishes.

downlight



accent reflector



wall wash



pinhole

