


aerion® 2x4



features

High efficiency architectural recessed fluorescent luminaire.

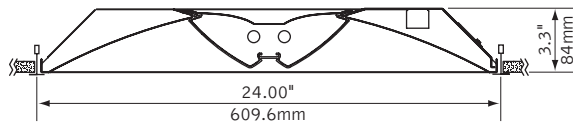
Aerion's blend of sweeping curves and contemporary lines compliment today's architecture.

Aerion's center lamp chamber provides minimal contrast between the diffuser and side reflectors creating even illumination and comfort.

Aerion features a shallow 3.3" housing depth which flies under the radar of most plenum obstructions.

The lamp diffuser has been designed with an upper and lower track that accepts individual or combinations of accent strips.

dimensional data



Overall height for luminaire with Air Return is 3.96"

lamping options

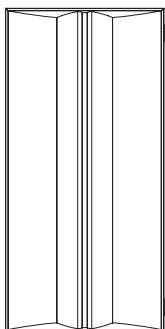


T5/T5HO LAMPS

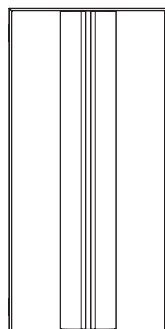


T8 LAMPS

endcap detail



T5 and T5HO



T8

shielding options



standard diffuser

round accent strip

square accent strip

color options



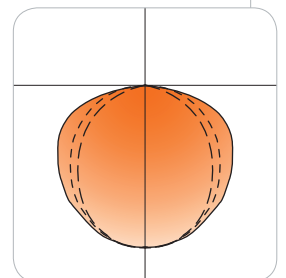
red insert

green insert

blue insert

performance

2-Lamp T5
83% Efficiency
1578 cd @ 10°



Visit focalpointlights.com for complete photometric data.

march 2009

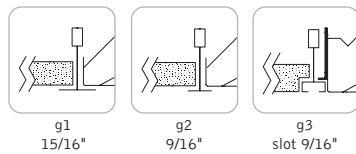
fixture:

project:

mounting information

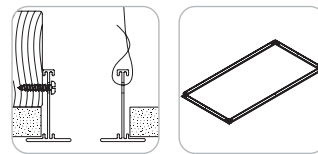
grid

for lay-in grid, specify G1, G2 or G3.



drywall frame kit

specify "DF" Drywall Frame Kit for drywall ceiling conditions.



Use tie-wire or screws to secure frame kit.

cut out dimensions:
2': Min: 24.125"
Max: 24.563"
4': Min: 48.125"
Max: 48.563"

specifications

construction

One piece 20 Ga. steel reflector and housing.
20 Ga. steel ends form finishing housing.
Side access 20 Ga. steel ballast compartment.
Earthquake brackets supplied as standard.

Weight: 25 lbs

optic

20 Ga. steel reflectors finished in matte satin white powder coat.
.095" thick frosted white acrylic lamp diffusers with linear micro-prism pattern.
Optional .020" thick acrylic accent strip available in round or square pattern.

electrical

Electronic ballasts are thermally protected and have a Class "P" rating.
Consult factory for dimming specifications and availability.
UL and cUL listed.

finish

Polyester powder coat applied over a 5-stage pre-treatment.
Optional Matte Satin White with anti-microbial coating provides 99.99% protection against a broad spectrum of micro-organisms.

low ballast factor options

lamp	ballast factor	ordering code
(2)T5	.95	S95
(2)T5	.90	S90
(2)T5	.85	S85
(2)T5HO	.80	S80
(2)T8 (instant start)	.77	E77

Note: 347V not available for low ballast factor.

ordering

luminaire series	Aerion	FAR	<u>FAR</u>
nominal size	2' x 4'	24	<u>24</u>
shielding	Acrylic Diffuser	AC	_____
	Acrylic Diffuser with Round Accent Strip	RA	_____
	Acrylic Diffuser with Square Accent Strip	SA	_____
optional color insert	(Leave blank for no color)		_____
	Red	R	_____
	Green	G	_____
	Blue	B	_____
lamp quantity	One Lamp (T5HO only)	1	_____
	Two Lamps	2	_____
lamp type	T5	T5	_____
	T5HO	T5HO	_____
	T8	T8	_____
ballast	(see chart for low ballast factor options)		_____
	Electronic Instant Start <10% THD (T8 only)	E	_____
	Electronic Program Start <10% THD	S	_____
	Electronic Dimming Ballast*	D	_____
	Electronic Step Dimming	DA	_____
voltage	120 Volt	120	_____
	277 Volt	277	_____
	347 Volt (not available with low ballast factor option)	347	_____
mounting	15/16" Grid	G1	_____
	9/16" Grid	G2	_____
	9/16" Slot Tee	G3	_____
factory options	Air Return (Overall height for luminaire with Air Return is 3.96")	AR	_____
	Chicago Plenum	CP	_____
	Drywall Frame Kit (Cut out dimensions: Min: 24.25"/Max: 24.563" Min: 48.25"/Max 48.563")	DF	_____
	Emergency Battery Pack*	EM	_____
	HLR/GLR Fuse	FU	_____
	Flex Whip*	FW	_____
	Include 3000K Lamp	L830	_____
	Include 3500K Lamp	L835	_____
	Include 4100K Lamp	L841	_____
	Master Satellite*	MS	_____
	Separate Circuit*	SC	_____
	(Not available with S95 ballast option)		
	Lutron™ Sensor Feed* (EcoSystem ballast required)	SF	_____
finish	Matte Satin White	WH	_____
	Matte Satin White with Anti-Microbial Coating	WHA	_____

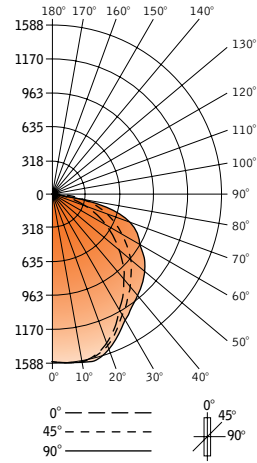
* for more information see Reference section.

aerion™ 2x4



Filename: FAR24AC2T5.IES
 Catalog #: FAR-24-AC-2-T5-1C-UNV-S-G-WH
 Efficiency: 83%
 Test #: 13991.0

CANDLEPOWER DISTRIBUTION



Vertical Angle	0°	22.5°	45°	67.5°	90°	Zonal Lumens
0°	1569	1569	1569	1569	1569	
5°	1565	1565	1565	1565	1565	149
15°	1537	1539	1548	1559	1584	440
25°	1371	1380	1405	1431	1444	651
35°	1141	1156	1207	1260	1284	760
45°	921	951	1039	1128	1175	807
55°	689	71	846	983	1043	769
65°	453	503	646	805	879	650
75°	35	90	428	545	591	443
85°	61	95	135	161	174	139
90°	0	0	0	0	0	0
95°	0	0	0	0	0	0
105°	0	0	0	0	0	0
115°	0	0	0	0	0	0
125°	0	0	0	0	0	0
135°	0	0	0	0	0	0
145°	0	0	0	0	0	0
155°	0	0	0	0	0	0
165°	0	0	0	0	0	0
175°	0	0	0	0	0	0
180°	0	0	0	0	0	0

Spacing Criteria
 End: 1.2
 Cross: 1.3

LUMEN SUMMARY

Zone	Lumens	% Lamp	% Fixt
0°-30°	1240	21.4	25.8
0°-40°	2000	34.5	41.6
0°-60°	3575	61.6	7.4
0°-90°	4807	82.9	100
Total Luminaire	4807	82.9	100

LUMINANCE DATA (CD/M²)

Vertical Angle	0°	45°	90°
45°	1853	2090	2364
55°	1710	2100	2587
65°	1525	2176	2958
75°	1289	2352	3254
85°	1002	2202	2843

CO-EFFICIENTS OF UTILIZATION

Floor	80	70	20	30	10	00	
Ceiling	70	50	30	10	50	10	00
Wall	99	99	99	99	96	96	96
RCR 0	99	99	99	99	92	88	85
1	90	86	82	79	88	84	78
2	82	75	69	64	80	73	64
3	75	66	59	54	73	65	53
4	68	58	51	46	67	57	45
5	62	51	44	38	61	51	38
6	57	46	38	33	56	45	33
7	53	41	34	29	51	41	29
8	49	37	30	25	47	36	25
9	45	33	26	21	44	32	21
10	42	30	23	19	40	30	19

Numbers indicate percentage values of reflectivity.

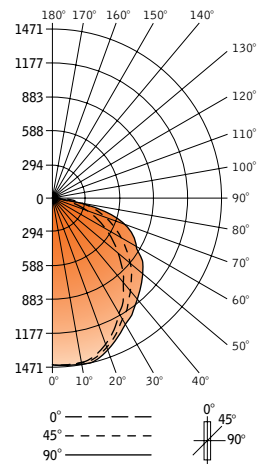
Go to www.focalpointlights.com for additional photometric data.

aerion™ 2x4



Filename: FAR24AC2T8.IES
 Catalog #: FAR-24-AC-2-T8-S-120-G1-WH
 Efficiency: 76%
 Test #: 14158.0

CANDLEPOWER DISTRIBUTION



Vertical Angle	0°	22.5°	45°	67.5°	90°	Zonal Lumens
0°	1460	1460	1460	1460	1460	
5°	1458	1458	1460	1462	1462	139
15°	1432	1435	1445	1457	1460	410
25°	1275	186	1313	1340	1351	608
35°	1082	1102	1150	1202	1222	723
45°	863	900	978	1136	1085	772
55°	643	687	792	906	950	714
65°	427	476	599	732	780	598
75°	229	280	400	486	513	407
85°	60	87	104	111	113	106
90°	0	0	0	0	0	0
95°	0	0	0	0	0	0
105°	0	0	0	0	0	0
115°	0	0	0	0	0	0
125°	0	0	0	0	0	0
135°	0	0	0	0	0	0
145°	0	0	0	0	0	0
155°	0	0	0	0	0	0
165°	0	0	0	0	0	0
175°	0	0	0	0	0	0
180°	0	0	0	0	0	0

Spacing Criteria
 End: 1.2
 Cross: 1.3

LUMEN SUMMARY

Zone	Lumens	% Lamp	% Fixt
0°-30°	1157	19.6	25.8
0°-40°	1880	31.9	42.0
0°-60°	336	57.1	75.2
0°-90°	447	75.9	100
Total Luminaire	447	75.9	100

LUMINANCE DATA (CD/M²)

Vertical Angle	0°	45°	90°
45°	1737	1968	2183
55°	1595	1965	2357
65°	1438	2017	2626
75°	1259	2199	2820
85°	980	1698	1845

CO-EFFICIENTS OF UTILIZATION

Floor	80	70	20	30	10	00	
Ceiling	70	50	30	10	50	10	00
Wall	90	90	90	90	88	88	88
RCR 0	90	90	90	90	84	84	81
1	83	79	76	73	81	77	72
2	75	69	64	59	73	68	59
3	69	61	55	50	67	60	49
4	63	54	47	42	61	53	42
5	57	47	41	35	56	47	35
6	53	42	35	31	51	42	30
7	48	38	31	27	47	37	26
8	45	34	27	23	43	34	23
9	41	31	24	20	40	30	20
10	38	28	22	17	37	27	17

Numbers indicate percentage values of reflectivity.

Go to www.focalpointlights.com for additional photometric data.