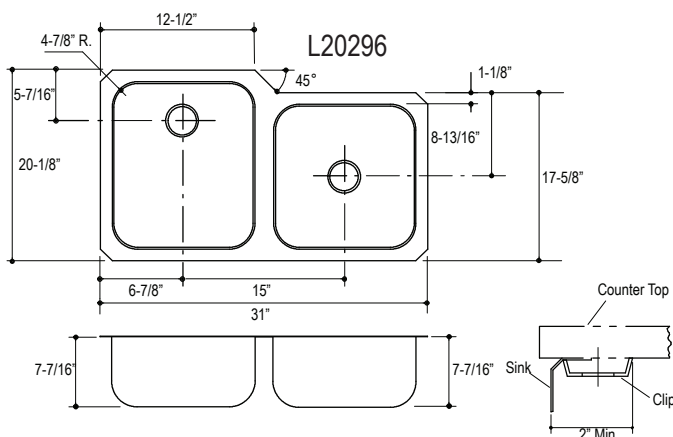
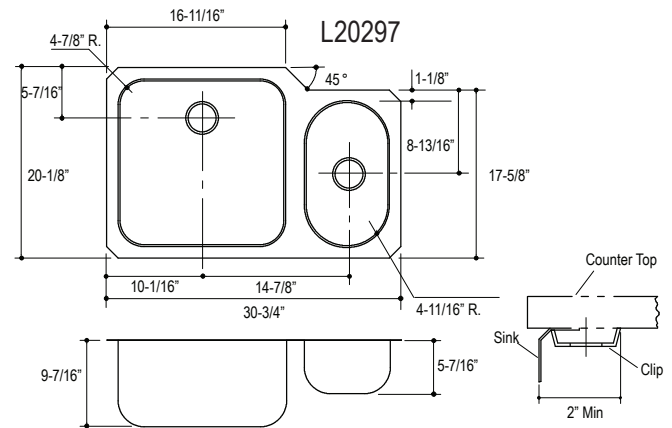
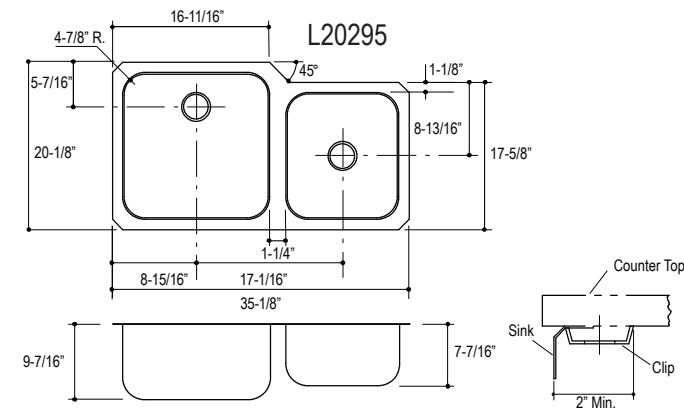


L20295, L20296, L20297



PRODUCT INFORMATION (P20295)

Fixture*:	Basin Area	Water Depth
Sink, Left	18" x 18"	9-1/4"
Sink, Right	14" x 16"	7-1/2"
Outlet	3-1/2" D.	
18" Gauge, 304 Quality Steel,18% Chromium, 8% Nickel		
Hushcoat Undercoating		
*Approximate Measurements for Comparison		
Included Components:		
Cutout Template		116097-7-AB

ROUGHING-IN NOTES

All Dimensions are Nominal.

Allow Clearance Around Sink Rim for Clip Attachment

PRODUCT INFORMATION (P20296)

Fixture*:	Basin Area	Water Depth
Sink, Left	18" x 18"	9-1/4"
Sink, Right	10" x 16"	5-1/2"
Outlet	3-1/2" D.	
18" Gauge, 304 Quality Steel, 18% Chromium, 8% Nickel		
Hushcoat Undercoating		
*Approximate Measurements for Comparison		
Included Components:		
Cutout Template		114539-7

PRODUCT INFORMATION (P20297)

Fixture*:	Basin Area	Water Depth
Sink, Left	14" x 18"	7-1/2"
Sink, Right	14" x 16"	7-1/2"
Outlet	3-1/2" D.	
18" Gauge, 304 Quality Steel, 18% Chromium, 8% Nickel		
Hushcoat Undercoating		
*Approximate Measurements for Comparison Only		
Included Components:		
Cutout Template		114538-7

SPECIFIED MODEL

Model	Description	Finishes
L20295-00	Two-Bowl Extra Large/Medium Kitchen Sink	<input type="checkbox"/> NA
L20296-00	Two-Bowl High/Low Kitchen Sink	<input type="checkbox"/> NA
L20297-00	Two-Bowl Large/Medium Kitchen Sink	<input type="checkbox"/> NA

We reserve the right to make revisions without notice in the design of products or in packaging unless this right has specifically been waived at the time the order is accepted.