

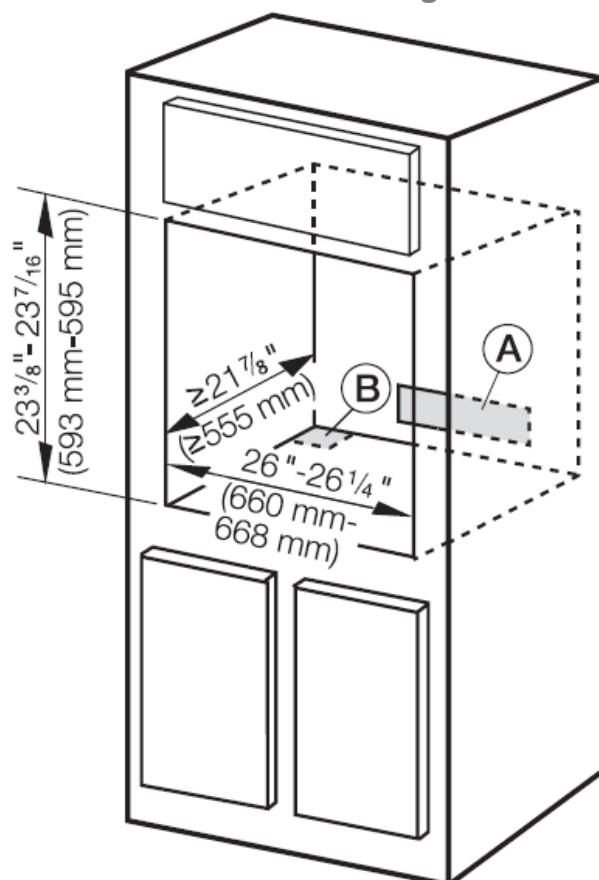
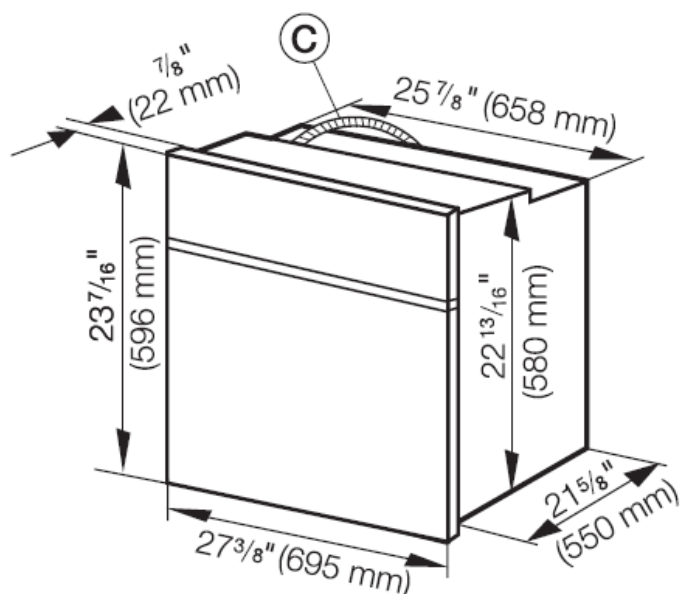
## Product and Cut-out Dimensions

### 70 cm Single Oven

H 4744 BP

H 4746 BP

**A** - Vent cut-out (min. 24" <sup>2</sup> / 150 cm <sup>2</sup>) possible at rear **or** platform of cabinet



#### Location Codes

**B** – Cut-out for power cord (min. 4" <sup>2</sup> / 10 cm <sup>2</sup>)

**C** – 7.2 foot (2.2 m) power cord with a NEMA 14-30 P molded plug ready for connection

to a:

120/240 V, 20 A, 60 Hz power supply.

or

120/208 V, 20 A, 60 Hz power supply.

Height to base of oven

Locate 30" - 33" from floor

Based on user height of 5'6" to 5'10"

#### Notes

All installations must be done in accordance with local codes.

Note: Drawing is not to scale

Specification Sheets OJS 09202011

## Product and Cut-out Dimensions

### 70 cm Single Oven

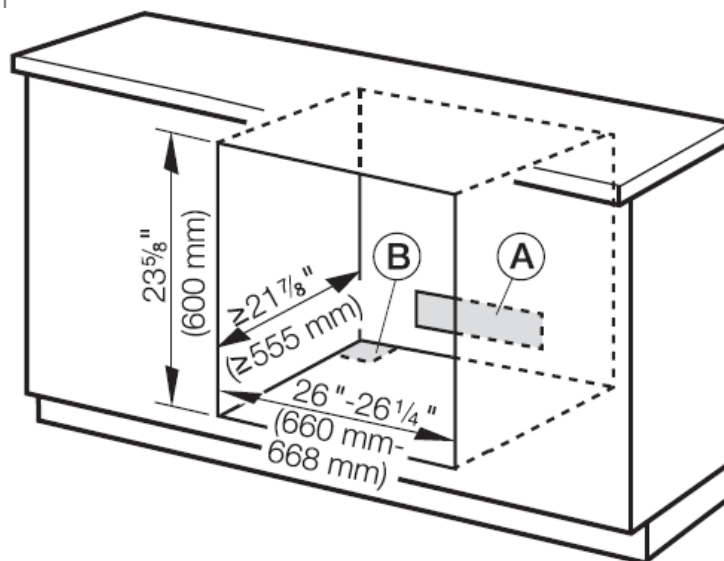
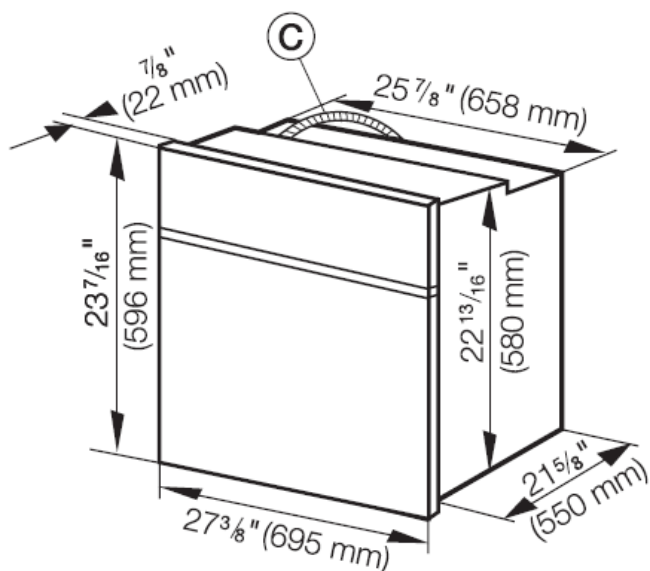
#### H 4744 BP

#### H 4746 BP

Page 2 of 2

When installed under a cooktop regard the installation instructions and dimensions of the cooktop

**A** - Vent cut-out (min. 24" <sup>2</sup> / 150 cm <sup>2</sup>) possible at rear or platform of cabinet



#### Location Codes

**B** – Cut-out for power cord (min. 4" <sup>2</sup> / 10 cm <sup>2</sup>)

**C** – 7.2 foot (2.2 m) power cord with a NEMA 14-30 P molded plug ready for connection to a:  
120/240 V, 20 A, 60 Hz power supply.  
or  
120/208 V, 20 A, 60 Hz power supply.

#### Notes

All installations must be done in accordance with local codes.

Note: Drawing is not to scale

Specification Sheets OJS 09202011