

Daylily

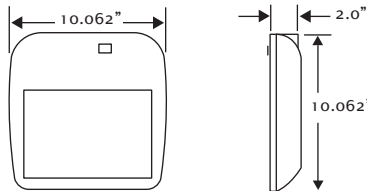
CSL task light

CSL base model includes:

- 13 watt compact fluorescent 3500K lamp
- Normal power factor magnetic ballast
- 9' black power cord with straight plug, center exit
- Black rocker switch, 2 position, center/back of fixture
- Prismatic lens
- Mounting hardware package - must specify
- ABS plastic housing
- Finish - black
- UL and CUL listed



Model Number	Description
CSL 13M	13 watt magnetic ballast
CSL 13E	13 watt electronic ballast
CSL 18E	18 watt electronic ballast



Specifying notes:

- CSL 13 E includes all of the standard features as above with the exception of the ballast. This model includes a high power factor electronic ballast for a more energy efficient fixture.
- CSL 18 E includes all of the standard features as above with the exception of the lamp and ballast. This model includes a high power factor electronic ballast for a more energy efficient fixture and an 18 watt 3500K compact fluorescent lamp for increased light output.
- The CSL is ideal for workstations that have an overhead bin (or shelf) and computer in close proximity.
- The magnet will not interfere with the computer monitor.
- Cord covers are available in black (209), gray taupe (228), light tone (063), stone gray (062) and soft white (061); color code must be specified with size of cord cover.
- The CSL is available in black only.

Daylily

CSL task light

CSL model prices

Base Number	List Price
CSL 13M	\$ 110.00
CSL 13E	133.00
CSL 18E	144.00

CSL option prices

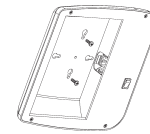
Option	Description	Code	List Price
Cord manager:	Horizontal	CM1	\$ 3.00
	2- 2" vertical	CM2	3.00
	12" vertical	CM3	3.00
	Bag of 50 horizontal (CM1)	CM4	37.00
Cord cover:	24" cover (add color code)	CMC24	13.00
	48" cover (add color code)	CMC48	21.00
Mounting:	Screw	WS	0.00
	Magnetic	MM	15.00

When choosing options refer to pages 48-53 to verify proper use.

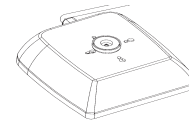
Mounting options:

Screw mounting (WS) allows the CSL to be mounted to a wood or laminate overhead storage unit.

Magnetic mounting (MM) allows the CSL to attach directly to the bottom of a metal shelf. A multi-pole ceramic magnet that is screwed to the light allows the CSL to be mounted to metal surfaces. The magnet is capable of supporting at least eight times the fixture weight. This option gives the user greater flexibility because the light can be rotated or moved to redirect the light.



screw mount



magnetic mount

Cord cover color code

Finish	Code
Black	209
Gray taupe	228
Light tone	063
Stone gray	062
Soft white	061

How to specify the CSL task light

Example CSL13E MM

1. model number
2. mounting option

1. Specify model number.
2. Select mounting option (if not selected, screws will be supplied).

Call Light Corporation customer service to place an order, 1-800-544-4899.
Prices are subject to change.